

# 2024 Annual Report

## CONNECTICUT



# TABLE OF CONTENTS

Thermostat Recycling Corporation Governance _____	3
Thermostat Recycling Corporation Board Members _____	3
Thermostat Recycling Corporation Dues Paying Members _____	3
Thermostat Recycling Corporation Staff _____	3
CONNECTICUT _____	4
2024 Collections and Evaluation _____	4
2024 Collections by Brand _____	5
2024 Summary of the Program Expenses _____	7
2024 Education and Outreach _____	8
2025 Program Modifications _____	19
Contact Information _____	20
Appendices _____	21

# THERMOSTAT RECYCLING CORPORATION GOVERNANCE

## Thermostat Recycling Corporation Board Members

Arnie Meyer (Chairman)  
*Resideo / Honeywell Home (f/k/a Honeywell)*

Charles Ketterer (Vice-Chairman)  
*Emerson Technologies (White Rodgers)*

Bob Johnson (Treasurer)  
*Lennox*

## Thermostat Recycling Corporation Dues Paying Members

Bard Manufacturing Company, Inc.	ITT Inc.
Burnham LLC	Johnson Controls
Carrier Corporation	Lennox
Chromalox, Inc.	Google
ClimateMaster, Inc.	Nortek Global HVAC, LLC
Crane Company	Rheem Manufacturing Company
Daikin Applied (McQuay)	Schneider Electric USA, Inc.
Dwyer Instruments, Inc.	Taco, Inc.
ecobee	The Marley-Wylain Company
Empire Comfort Systems	TPI Corporation
General Electric Company	Trane Residential Systems
Goodman Distribution, Inc.	Uponor, Inc.
Ademco Inc., wholly owned subsidiary of Resideo Technologies, Inc. (Honeywell Home)	W. W. Grainger, Inc.
Hunter Fan Company	White Rodgers, a division of Emerson Electric Co.

## Thermostat Recycling Corporation Staff

Danielle Myers  
*Executive Director*

Dahlia Brennan  
*Operations Administrator*

# CONNECTICUT

## **2024 Collections and Evaluation**

Please see the appendices for the Third-Party Review of Program Effectiveness provided by RRS.

## 2024 Collections by Brand

In Connecticut, Thermostat Recycling Corporation (TRC) recovered the equivalent of 1,467 mercury thermostats from 1,103 whole mercury thermostats plus 422 mercury switches removed from thermostats. A total of 2.62 pounds of mercury was diverted from solid waste.

\*Please note the explanation of the converted thermostats or thermostat equivalents below.<sup>1</sup> An example of the mercury ampoule is shown below.



As required by the state statute, a table of thermostat brand holders with their corresponding thermostats, the number of switches and the pounds of mercury recycled is below. It is important to note that there remain non-members whose thermostats the TRC collection program recycles. They are listed in the table as “Non-Member Brands”.

<sup>1</sup> A mercury thermostat contains a variable amount of mercury ampoules or “switches” attached to the subbase of the thermostat. These glass ampoules often are collected in the recycling container without the intact thermostat attached to them. TRC collects and counts these loose ampoules and recycles them. To derive the converted thermostat or thermostat equivalent, the program takes the following calculations to develop the converted thermostat or thermostat equivalent. First, TRC will count the total whole (intact) thermostats collected in the recycling bins. From these units, there is an intact ampoules count. TRC then takes the intact ampoules divided by the whole (intact) thermostats or otherwise known as the conversion ratio. After the conversion ratio is calculated, TRC will multiply the loose mercury switches by the conversion ratio. Lastly, we add this result to the whole (intact) thermostats to produce the converted thermostats or thermostat equivalents.

Brand Holder	Thermostats	Count Switches	Pounds of Mercury
Bard Manufacturing Corporation	-	-	0
Burnham Holdings, Inc	-	-	0
Carrier Corporation	1	1	0.0062
Chromalox	-	-	0
Climate Master, Inc.	-	-	0
Crane Company	-	-	0
Daikin Applied	-	-	0
Dwyer Instruments	-	-	0
ecobee	-	-	0
Emerson Electric Corporation/White Rodgers	168	228	1.4136
Empire Comfort Systems	-	-	0
General Electric Corporation	4	7	0.0434
Goodman Global	-	-	0
Honeywell Home	916	1010	6.262
Hunter Fan Company	-	-	0
ITT Corporation	-	-	0
Lennox International Inc.	1	2	0.0124
Marley-Wylain Company	-	-	0
Nest	-	-	0
Nortek Global HVAC	-	-	0
Rheem Manufacturing Company	-	-	0
Schneider Electric (Invensys Controls)	-	-	0
Taco Comfort Solutions	-	-	0
TPI Corporation	-	-	0
Trane Residential Systems	9	18	0.1116
Uponor, Inc.	-	-	0
W. W. Grainger	4	8	0.0496
York/Johnson Controls	-	-	0
<b>Non-Member Brands</b>			
NOM (Manufacturer not identifiable)	0	422	2.6164
<b>Total</b>	<b>1,103</b>	<b>1,696</b>	<b>10.52</b>

## 2024 Summary of the Program Expenses

Below is a summary of program expenses for the Connecticut collection program in 2024. 2024 program expenses (reported in the annual report) are unaudited and are for management purposes only. Prior to submittal of this annual report, the expenses were reviewed by Kellen Company.

<b>Program Component</b>	<b>2023</b>	<b>2024</b>	<b>Difference</b>
<b>Direct Expense for Marketing &amp; Outreach</b>	\$ 12,616.84	\$ 13,448.91	\$ 832.07
<b>Incentive/Promotional Payments</b>			\$ -
<b>Legal</b>			\$ -
<b>New Collection Containers</b>			\$ -
<b>Recycling Costs</b>	\$ 3,960.13	\$ 4,158.37	\$ 198.24
<b>Travel</b>			\$ -
<b>TRC Staff &amp; Administration</b>	\$ 20,245.00	\$ 21,180.29	\$ 935.29
<b>Total Expenses</b>	<b>\$ 36,821.97</b>	<b>\$ 38,787.57</b>	<b>\$ 1,965.60</b>

## 2024 Education and Outreach

### *Direct Marketing (Email, Mail, Other Communications)*

#### Current Collection Locations

##### *Small Pails and Green Bins*

In 2024, TRC shipped 73 small pails to collection points around the country. We also shipped 208 new green bins. In comparison, the program shipped 374 new green bins in 2023 and 58 small pails<sup>2</sup>. Collection locations either requested the new pail when they signed up to participate in the program or chose to switch out their bin with a pail due to decreased collections. The large green bins which have been the staple of the program continued to be replenished as they were returned for processing. Because the containers are reused and bar coded, we anticipate that the request for new containers will decrease as the program continues.

- Of the totals provided, TRC shipped one new small pail and one new large bin in the state.

##### *Collection Location Outbound Phone Calls*

Our outbound phone calls have been branded internally as the “Miss You Call” process. These calls promote collection container returns and serve as a reminder to locations that have not returned any thermostats. TRC allocates these “miss you calls” to collection sites that have not returned a container in over a year. These calls serve as a friendly customer service check to see if any of the program materials need to be replenished or if missing containers need to be replaced. In total, the program called 1,302 current collection locations in 2024, compared to 1,432 in 2023. The decline in the number of calls completed is a positive sign that more locations were returning a bin without being prompted in 2024, and therefore did not require a “Miss You Call”.

- Completed 57 calls to encourage shipping the recycling container compared to 168 a year prior. A copy of the locations called can be found in the Appendix.

---

<sup>2</sup> New bin orders coincide with accounts that open new stores, move or lose their existing containers.



### *Collection Location Postcards*

Postcards are sent to all locations that have not returned a container in the past year. These postcards serve as a reminder to locations and assist with updating addresses in the database. In 2024, TRC mailed 9,147 postcards.

- Mailed 326 reminder postcards compared to 437 a year prior.

### *Collection Location Emails*

TRC emailed locations three weeks after receiving a postcard to encourage them to directly ship the recycling container. These emails contain step-by-step instructions for shipping and direct contact information for missing shipping labels or further questions. In 2024, TRC emailed 2,380 locations.

- Emailed 82 collection locations three weeks after receiving the reminder postcard to ship their container.

### *Collection Location Site Visits*

Throughout the year, our team completed 387 site visits in numerous states, compared to 426 in 2023. The purpose of site visits is to inform the location of the requirements of participation, what specifically the statute requires of them, assist with shipment of the recycling container, and to answer any questions they may have. We often gather valuable information during the site visit which is used to enhance TRC's outreach and update the database with current contact details.

- Visited 40 collection locations compared to 44 in 2023. A copy of the sites visited can be found in the Appendix.

## **HVAC Industry**

The HVAC industry is comprised of manufacturers, wholesale distributors, and contractors which are intimately involved with the recovery of mercury thermostats. Throughout the year, we engaged with this industry in the following ways.

- Our Banish Mercury Off the Planet (BMOP) Competition, encouraging all HARDI wholesalers to compete through collections, ran May 1 through October 31. Throughout the competition we sent direct marketing to over 16,500 individual HARDI members.
  - 2024's competition recovered 150 pounds of mercury from more than 300 wholesale branch locations during the contest period.
  - This year's winners were Johnstone Supply, G.W. Berkheimer, and Design Air.
  - Our top three branches for recycling in the competition:
    - G.W. Berkheimer Co., Inc., Crown Point, IN – 4.64 pounds
    - G.W. Berkheimer Co., Inc., Arlington Heights, IL – 4.19 pounds
    - South Side Control Supply Co., Morton Grove, IL – 4.02 pounds



### Waste Related Sector and Household Hazardous Waste (HHW) Industry

The waste-related sector remains an important sector for TRC to target individuals and those residents performing DIY thermostat installations. These attempts were to gain new collection locations, form better relationships with the audience and raise overall awareness of the TRC program. As a result of these learnings, TRC took the following actions:


- Used google alerts for HHW events to target phone call or email outreach to encourage them to use the program.
- Presented at the Sustainability in Motion Conference on March 7<sup>th</sup> in Atlantic City, NJ

## Advertising and Awareness


### Website

This past year, we experienced better statistics around website traffic and visitors, which will be detailed below. To keep the website fresh, blogs and press releases are posted monthly and shared with our many stakeholders.


### Latest News




**Ten Bin Club Members**  
December 2024  
Posted December 26, 2024



**Johnstone Supply, G.W. Berkheimer, and Design Air Shine in BMOP Contest**  
Posted December 9, 2024



**Scientists Develop Edible Cement: A Sustainable Solution from Food Waste**  
Posted December 5, 2024



**Ten Bin Club Members**  
November 2024  
Posted December 3, 2024

[VIEW ALL NEWS](#)

### Press Releases

MONTH	RELEASE
<b>January</b>	Thermostat Recycling Corp. Records Marginal Increase in Pounds of Mercury Collection for 2023
<b>March</b>	Thermostat Recycling Corp. Achieves Major Milestone: 3 Million Mercury-Containing Thermostats Collected
<b>April</b>	Thermostat Recycling Corp. Announces 13th Annual Contest: 'Banish Mercury Off the Planet'
<b>September</b>	Johnstone Supply Leads TRC's Banish Mercury Off the Planet Contest

<b>October</b>	Oct. 24 is Recycle Your Mercury Thermostat Day
----------------	--

<b>December</b>	Johnstone Supply, G.W. Berkheimer, and Design Air Shine in BMOP Contest
-----------------	---

## Blogs

MONTH	BLOG
<b>April</b>	Earth Day Meets TRC
<b>June</b>	The Power of Collaborative Efforts in Sustainability and Recycling
<b>July</b>	Spreading the Green Message: How Cities Promote Responsible Recycling – Part 1
<b>August</b>	Spreading the Green Message: How Cities Promote Responsible Recycling – Part 2
<b>December</b>	Scientists Develop Edible Cement: A Sustainable Solution from Food Waste

## Print Advertising

### *ACHR News*

Field Served: All branches of the air conditioning, heating and refrigeration industry (residential, commercial, and industrial) including contractors, dealers, distributors, wholesalers, manufacturers, consulting engineers and architects, public utilities, government agencies and associations, exporters and importers, industrial and commercial buyers and users, libraries, schools, students and others allied to the field.

- Advertisement Specs: Six 2/3 page, 4c
- Circulation: 24,830 (National)
  - Connecticut: 290
- Issues
  - January 2024

- March 2024
- April 2024
- June 2024
- October 2024
- December 2024

### *HVACR Business*

Field served: commercial, residential and industrial contractors and distributors in the heating, cooling, ventilation and refrigeration industries.

- Advertisement Specs: Three 1/2 page, 4c
- Circulation: 31,500 (National)
  - New England: 1,565
- Issues
  - May 2024
  - July 2024
  - September 2024
  - November 2024

### *NHAMMA NewsWatch*

Field served: Biweekly e-newsletter distributed to 328 subscribed municipal hazardous waste professionals. The digital newsletter includes updates/news on hazardous materials and hazardous materials waste handling and recycling, and more.

- Ad Zone 3 Product Showcase
  - Advertisement Specs: 6-month campaign, 580x150 with 5-word max Headline and 50-word description + 1 URL
  - Impressions: 4,398 (Avg: 314)
  - Clicks: 49 (Avg: 4)
  - Click-Through Rate: 1.11% (Avg: 1.11%)
- Ad Zone 2 Banner:
  - Advertisement Specs: 6-month campaign, 580x300 + 1 standard URL
  - Impressions: 3,600 (Avg: 257)
  - Clicks: 14 (Avg: 1)
  - Click-Through Rate: 0.39% (Avg: 0.39%)

## Advertisement Samples



**Do Your Part**  
Recycle Every  
Mercury Thermostat

Become a  
Collection Location



 **Thermostat Recycling**  
CORPORATION  
thermostat-recycle.org

Advertisement



**Do Your Part!**  
Recycle Every Mercury Thermostat

 **Thermostat Recycling**  
CORPORATION  
thermostat-recycle.org

**Recycle Mercury Thermostats for Free**

Promoted by TRC  
Help preserve the environment by properly disposing your mercury thermostats. The Thermostat Recycling Corporation (TRC) is a non-profit stewardship organization that maintains 3,400+ collection locations nationwide. We accept all brands of wall-mount mercury thermostats and assume all recurring shipping and processing costs. Click below to get your free container. [Learn More](#)



# 2024 bmop

BANISH MERCURY OFF THE PLANET

Calling all TRC/HARDI Wholesale Members.  
It's time for the annual BMOP competition!

Return your filled recycling containers from  
May 1 - October 31 to compete.

Learn more at [thermostat-recycle.org/bmop](http://thermostat-recycle.org/bmop)



## Do Your Part!

### Recycle Every Mercury Thermostat

Click to Get Your Free Container





### Digital Summary

This report summarizes all digital advertising efforts in spreading TRC’s message to audience members in Connecticut in 2024 – including search engine optimization (SEO) and digital advertising. Digital advertising included search engine marketing (SEM) ads targeting consumers through Google Performance Max; social media ads targeting consumers through LinkedIn; and programmatic ads targeting consumers through StackAdapt.

### Search Engine Optimization

Search Engine Optimization (SEO) is the process whereby a website is optimized through original content and on-site coding tactics to increase its chances of appearing near the top of “organic searches.” An organic search is one that appears “naturally” in a search engine like Google or Bing. In other words, an organic listing is not ranked through paid search.

Organic traffic to a website typically brings visitors who stay longer, and visit more pages, on average.

In 2024, organic search traffic for all states (not specific to Connecticut) brought 4,103 users to the TRC website. By comparison, 2,069 users were attributed to organic search over the same time period in 2023.



## Search Engine Marketing Ads

As part of search engine marketing (SEM), Google Ads is a digital advertising platform where advertisers can bid on search terms (or keywords) to have informational ads displayed, where ads appear alongside search results. This campaign targets people most likely to be interested in relevant content by driving traffic to various pages on the TRC website. TRC has developed a search campaign to align with terms searched by individuals related to thermostats, mercury, mercury recycling, thermostat replacement, etc.

### Quantitative Results

A quantitative summary of SEM ad performance for Connecticut in 2024 is detailed below, with a comparison to 2023.

Metric	2024	2023
Impressions	520,209	97,054
Clicks	9,254	2,916
Clickthrough Rate (CTR)	1.69%	3%
Cost per Click (CPC)	\$1.16	\$0.07
Conversions (Find a Location)	457	34

### Notes

- Impressions: Number of times ads were served to viewers.
- Clicks: Number of viewers who clicked on ads
- CTR: Click-through-rate, calculated by the number of clicks divided by the number of impressions.
- CPC: Average amount paid for each click.

## Social Media and Programmatic Ads

Through social media and programmatic advertising, advertisers can attract large audiences on the platforms they use for social networking and website browsing. This campaign targets people with relevant interests and drives them to various pages on the TRC website. For these ads, audiences on the various platforms were subdivided into various categories, as shown in the quantitative results table below.

Below is the overall performance for Connecticut in 2024 for each target audience and platform.

Audience	Platform	Impressions	Clicks	CTR	Conversions (Find a Location)
Consumer	StackAdapt	217,990	3,799	1.74%	12
Contractor	LinkedIn	185,031	1,530	0.83%	1
<b>TOTAL:</b>		<b>403,021</b>	<b>5,329</b>	<b>1.29%</b>	<b>13</b>

### Digital Qualitative Analysis

Through paid digital advertising, TRC's various messages were shown nearly over 520,000 times to audience members in Connecticut. Of those over 520,000 times, over 8,000 users were acquired to the website – where 457 conversions occurred. Audience members most likely to take an action from our ads were consumers through Google Performance Max ads. In terms of search engine optimization, organic website traffic doubled from 2023 to 2024.

### 2024 Trade Shows, Conferences, and Presentations

Date	Show	Location
<b>March</b>		
6-8	Sustainability in Motion	Atlantic City, NJ
<b>April</b>		
3-4	Better Buildings by Design	Burlington, VT
29-30	Maine Recycling and Solid Waste Conference & Trade Show	Rockport, ME

## 2025 Program Modifications

### *Thermostat Recycling Corporation's 2025 Goals*

TRC has set annual goals for the organization. These goals assist in decision making and prioritization of activities. For the calendar year 2025, TRC plans to focus on:

- Fulfilling state statutory requirements, agreements, and other arrangements for regulatory compliance.
- Focusing on education and awareness tactics geared toward homeowners and HVAC industry professionals.
- Utilize advertising budget efficiently.

### *Thermostat Recycling Corporation's Planned Tasks*

In addition to the above goals, TRC set specific tasks on which we plan to focus. Completion of these tasks aid in the organization's overall goals.

- Roll-out press releases throughout the year.
- Survey national HVAC professionals, as well as geographically targeted contractors.
- Continue the program's operational activities such as outbound phone calls, mailing reminder postcards, and visiting sites. Use collection data trends to target these initiatives.
- Evaluate print advertising and look to online sources.



## 2024 CONNECTICUT ANNUAL REPORT

Thermostat Recycling Corporation Headquarters  
529 14th Street NW | Suite 1280 | Washington, DC 20045  
1-888-266-0550

[www.thermostat-recycle.org](http://www.thermostat-recycle.org)

Questions about this annual report?

**Contact:**

Danielle Myers, Executive Director

(P) 212.297.2105

(E) [danielle.myers@thermostat-recycle.org](mailto:danielle.myers@thermostat-recycle.org)

All state specific annual reports are posted on our website at the following weblink:

<https://thermostat-recycle.org/program-info/state-reports/>

Recycle every mercury thermostat, every time.

# APPENDICES

**Third Party Review of Program Effectiveness**

**How Mercury Thermostat Waste is Handled**

**Tax Return 990**

**2024 Miss You Calls**

**2024 Site Visits**

**2024 Collection Location Summary Report**

**2024 Collection Location Bin Receipt**

**2024 Collection Location Container Requests**

# PROGRAM PERFORMANCE REPORT & ASSESSMENT

**2024 CT MERCURY THERMOSTAT COLLECTION AND RECYCLING**

March 2025

# Thermostat Recycling Corporation's Collection Program in Connecticut

Mercury, a common element in our environment, can pose severe consequences when it infiltrates water systems. It can lead to genetic mutations and developmental problems in animals, as well as damage to the immune and nervous systems in humans. Everyday items such as thermostats may contain small amounts of mercury sealed within a glass bulb. If this containment is breached, the mercury can be released into the environment.

Microorganisms can then transform this mercury into highly toxic compounds like methyl mercury, which poses a significant environmental hazard. Although the main contributors to mercury pollution are coal-burning power plants and gold mining, improper disposal of commercial and consumer products containing mercury also contributes to the problem. These can include thermometers, switches, certain light bulbs - including fluorescents - and older thermostats.

In 1998, in light of growing environmental concerns, leading thermostat manufacturers established the Thermostat Recycling Corporation (TRC). As of today, the TRC has participants in 48 states, including 17 that have enforced regulations on the sale and disposal of these thermostats. The TRC's mission is to ensure the safe return and disposal of older, mercury-containing thermostats, hence preventing them from ending up in landfills and incinerators. Furthermore, several states have implemented sales restrictions, disposal bans, and product stewardship statutes for mercury-containing products to prevent mercury from contaminating the environment. Among these states, Connecticut is one of the thirteen that has mandated thermostat manufacturers to provide a secure disposal route for thermostats by implementing an easily accessible take-back program.

This report aims to critically evaluate the effectiveness of the Thermostat Recycling Corporation's (TRC) take-back program in Connecticut, as mandated by Connecticut Public Act No. 12-54. The report provides a comprehensive overview of the program's operations, focusing on aspects such as the accessibility of return channels, their characteristics, and

marketing strategies. Prepared by Resource Recycling Systems (RRS), an independent third party, this evaluation offers an impartial assessment of TRC's success in facilitating a convenient return channel for thermostats removed from service.

## Methodology

Receipts for bins and thermostats from the year 2024 were utilized to assess the performance of the TRC collection program in Connecticut. This data was combined with past performance data, encompassing bin and thermostat submission data from Connecticut and all other states where TRC has managed collection programs. The results of the program, based on these data, were scrutinized both for technical precision and for evaluation of program effectiveness.



## Connecticut Program Performance

The Thermostat Recycling Corporation (TRC) is a non-profit stewardship organization that facilitates and manages the collection and proper disposal of mercury-containing thermostats. TRC, supported by thermostat manufacturers, provides a network of collection sites around the United States with the aim of keeping mercury out of the waste stream and protecting the environment. The following analytical report details the annual program performance for mercury thermostat collection in the state of Connecticut (CT) in 2024. A few program highlights for 2024 are included below:

- In 2024, the program **collected 10.5 lb mercury** in Connecticut. Since 2008, mercury collected in the state has increased by an annual average of 12% per year. During the same period, the total mercury collected in the nation decreased with an average change of 2.8% per year.
- The program collected **1,103 whole thermostats in 2024**, 31% fewer than the number collected in 2013 at the original implementation of Public Act No. 12-54. In that time, collections have increased by an annual average of 1.8% since 2010.
- The number of **whole thermostats collected per bin in 2024 on average was 37 thermostats**, a slight increase over the average 40 thermostats per bin collected in 2023, and equaling the national average of 37 thermostats per bin.
- Counties returning the most bins and thermostats in 2024 were **Hartford (13 bins, 445 thermostats)**, followed by **Fairfield (5 bins, 284 thermostats)**, **New Haven (7 bins, 256 thermostats)**, and **New London (2 bins, 92 thermostats)**.
- In 2024, **11% of the partner locations returned at least one bin**.
- In 2024, **40 site visits were conducted**, and **57 'Miss You' calls were placed** to channel partners to prompt bin returns. 3 sites received both a call and visit.
- In addition to 1,103 whole thermostats, **422 loose switches were collected**, bringing the total **number of "thermostat equivalents" returned in 2024 to 1,467**, nearly an exact match with the 2024 collection rate (1,465 thermostats).

## SECTION 1: Program Analytics

Section 1 of this report examines the annual performance of the thermostat collection recycling program in terms of bins, thermostats, and mercury collected as well as the year-over-year progression of the program.

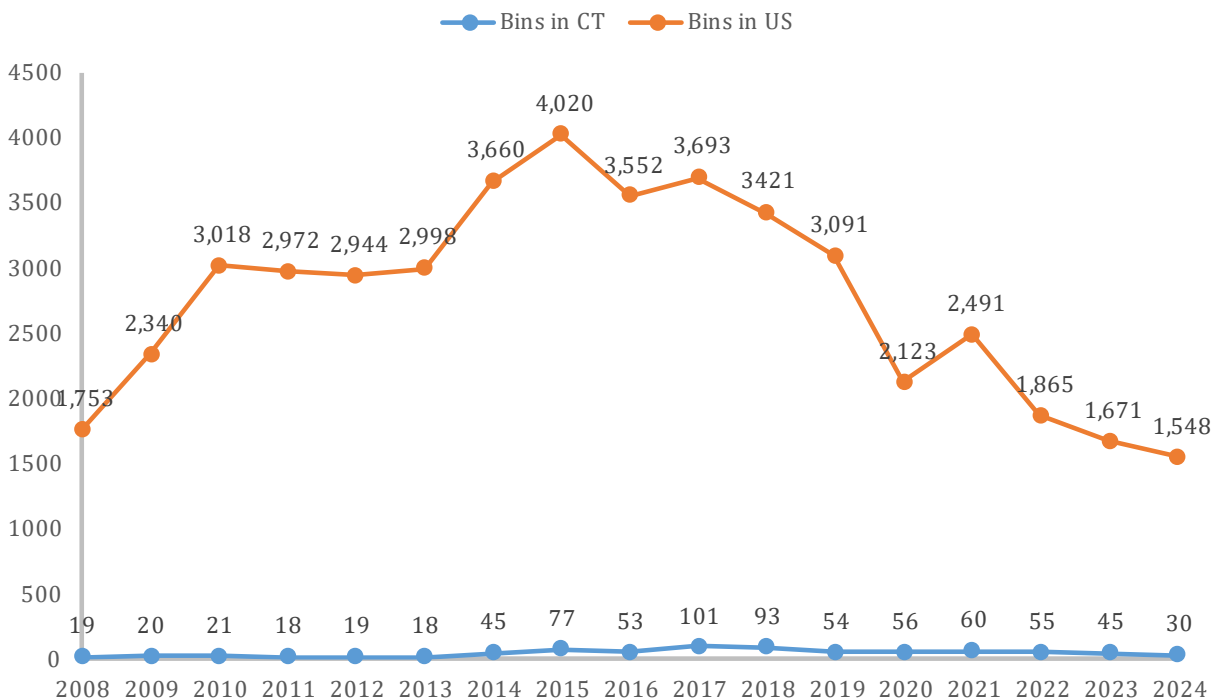
On average, the program has **collected nearly 17 lb of mercury and 1,805 thermostats per year** since 2001. In 2024, the program **collected 10.5 lb of mercury from 1,103 whole thermostats and 422 loose switches**. Figure 1.1 displays the number of bins, thermostats, and quantity of mercury collected in Connecticut since the beginning of the program.

**FIGURE 1.1: PROGRAM PERFORMANCE OVER TIME**

Year	Number Bins	Number Stats	Lb Mercury
2001	3	305	2.5
2002	2	224	1.5
2003	9	901	6.4
2004	11	909	6.9
2005	16	1,309	13.3
2006	11	972	8.0
2007	8	839	7.4
2008	19	1,838	17.8
2009	20	2,109	22.4
2010	21	1,918	16.2
2011	18	1,538	14.2
2012	19	1,831	15.4
2013	18	1,600	12.9
2014	45	2,485	24.0
2015	77	3,395	30.0
2016	53	2,284	22.2
2017	101	4,246	45.6
2018	93	3,203	27.5
2019	54	1,694	20.9
2020	56	2,240	26.2
2021	60	2,713	24.8
2022	55	2,216	16.8
2023	45	1,457	10.7
2024	30	1,103	10.5
<i>Average since 2001</i>	35	1,805	17
<b>Total</b>	<b>844</b>	<b>43,329</b>	<b>404</b>

Figure 1.2 displays the number of bins collected in Connecticut over time as well as the total number of bins collected nationally over the same period. Annual bin collections peaked nationally in 2015 and in Connecticut in 2017 at 101 bins. Bin collections nationally have declined since 2015, and except for 2016 and 2020, that decline has been steady, though slowing in the past two years. Participation in CT has reflected a similar trend since 2021, with only 30 bins submitted to TRC. This represents the lowest quantity since 2013, a 33% decrease from the previous program year. Nationally, bin collections were down 7% in 2024 relative to 2023.

**FIGURE 1.2: BINS COLLECTED OVER TIME IN THE STATE AND NATIONALLY**



Since 2008 in Connecticut, the average of year-over-year changes in mercury collection is an increase of 12%. Nationally, during the same period, the average of yearly changes in mercury collected was -2.8%. The quantity of mercury collected across state programs in 2024 was 22% lower than in 2023. **In 2024, the quantity of mercury collected in CT remained steady, only decreasing by 2% to 10.5 lb mercury.** Figure 1.3 displays the total quantity of mercury collected in Connecticut over time as well as the annual percent increase (or decrease) in Connecticut and nationally since 2008.

**FIGURE 1.3: QUANTITY OF MERCURY COLLECTED IN PROGRAM AND ANNUAL CHANGES IN STATE AND U.S.**

Year	Total Lb Hg, CT	% Change, CT	% Change U.S.
2001	2.5	N/A	89%
2002	1.5	-39%	14%
2003	6.4	328%	11%
2004	6.9	7%	17%
2005	13.3	93%	11%
2006	8.0	-40%	32%
2007	7.4	-7%	2%
2008	17.8	141%	16%
2009	22.4	25%	16%
2010	16.2	-27%	26%
2011	14.2	-13%	4%
2012	15.4	9%	-5%
2013	12.9	-17%	-5%
2014	24.0	87%	13%
2015	30.0	25%	13%
2016	22.2	-26%	-15%
2017	45.6	105%	-7%
2018	27.5	-40%	-13%
2019	20.9	-24%	2%
2020	26.2	26%	-35%
2021	24.8	-6%	5%
2022	16.8	-32%	-28%
2023	10.7	-36%	0.4%
2024	10.5	-2%	-22%
<b>Average Since 2008</b>	<b>21.1</b>	<b>12%</b>	<b>-2.8%</b>

Channel partners in Connecticut returned 1,103 thermostats to TRC in 2024. This represents a **24% decrease from 2023**. Since 2010, the average of annual year-over-year changes in thermostats collected in Connecticut is 1.8%, compared to 7% for the 2010-2022 period and 5% for the 2010-2023 period. The yearly change in rates for the U.S. averaged -5.4% over the same period. Figure 1.4 displays the total number of thermostats collected in Connecticut and nationally since 2010.

**FIGURE 1.4: NUMBER OF WHOLE THERMOSTATS COLLECTED OVER TIME IN THE STATE AND NATIONALLY**

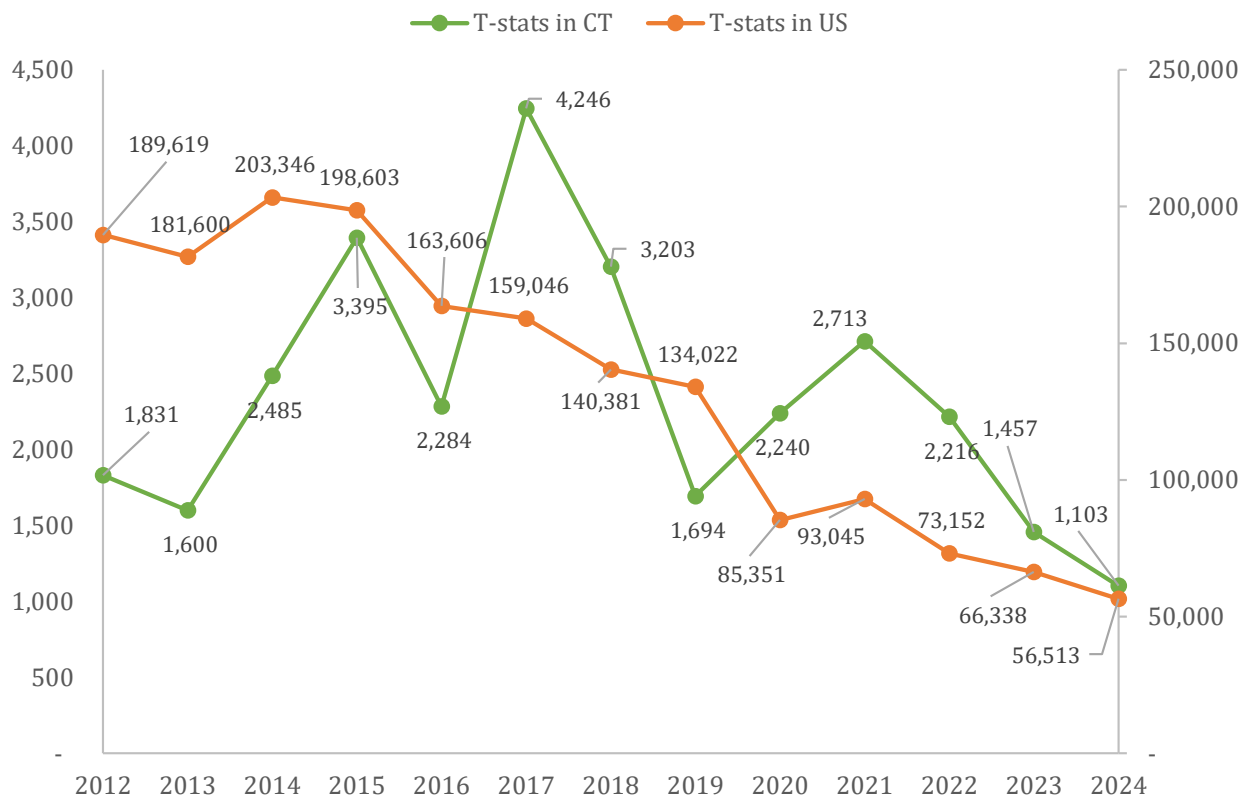


Figure 1.5 shares the underlying data as well as the average of annual percent changes calculated since 2010.

**FIGURE 1.5: WHOLE THERMOSTATS COLLECTED IN CT AND U.S. OVER TIME**

Year	T-stats in CT	T-stats in U.S.	% Change State	% Change U.S.
2001	305	48,350	-	-
2002	224	61,422	-27%	27%
2003	901	65,778	302%	7%
2004	909	81,115	1%	23%
2005	1,309	87,754	44%	8%
2006	972	113,658	-26%	30%
2007	839	114,158	-14%	0%
2008	1,838	135,646	119%	19%
2009	2,109	155,731	15%	15%
2010	1,918	200,064	-9%	28%
2011	1,538	199,918	-20%	0%
2012	1,831	189,619	19%	-5%
2013	1,600	181,600	-13%	-4%
2014	2,485	203,346	55%	12%
2015	3,395	198,603	37%	-2%
2016	2,284	163,606	-33%	-18%
2017	4,246	159,046	86%	-3%
2018	3,203	140,381	-25%	-12%
2019	1,694	134,022	-47%	-5%
2020	2,240	85,351	32%	-36%
2021	2,713	93,045	21%	9%
2022	2,216	73,152	-18%	-21%
2023	1,457	66,338	-34%	-9%
2024	1,103	56,513	-24%	-15%
<b>Average (Since 2010)</b>	2,262	142,974	2%	-5%

Figure 1.6 displays the monthly distribution of bins and thermostats returned in Connecticut over 2024. The month with the greatest number of bins returned was **March (10 bins)**, followed by four months collecting three bins including February, May, September and October. March also brought in the most thermostats (**399 thermostats**) followed by **October (153 thermostats)**. The next three most productive months include January, April and August; for each of those months, thermostats were delivered in either one or two bins. November and December were the only months during which no bins were collected.

**FIGURE 1.6: WHOLE THERMOSTATS AND BINS COLLECTED PER MONTH IN 2024**

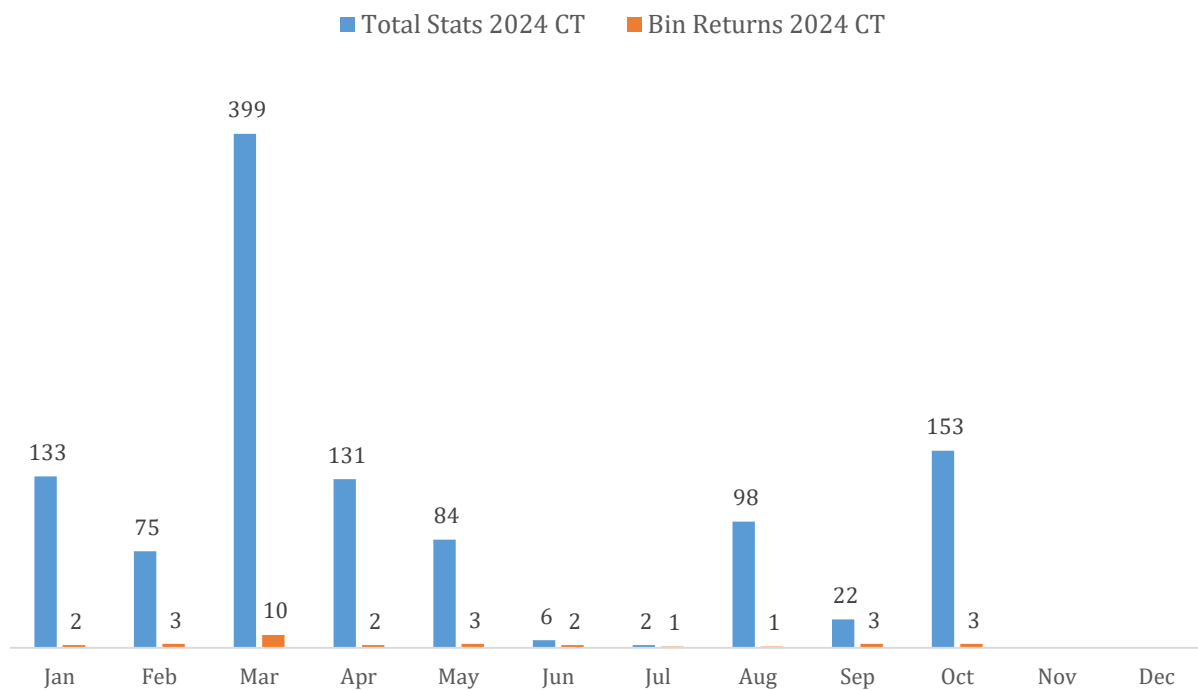


Figure 1.7 shows the average number of thermostats per returned bin per month for the year. The highest number of thermostats per bin, on average, was in **August (98 thermostats per bin)**, followed by **January (67 thermostats per bin)** and **April (66 thermostats per bin)**.

**FIGURE 1.7: AVERAGE THERMOSTATS PER BIN RETURNED PER MONTH**

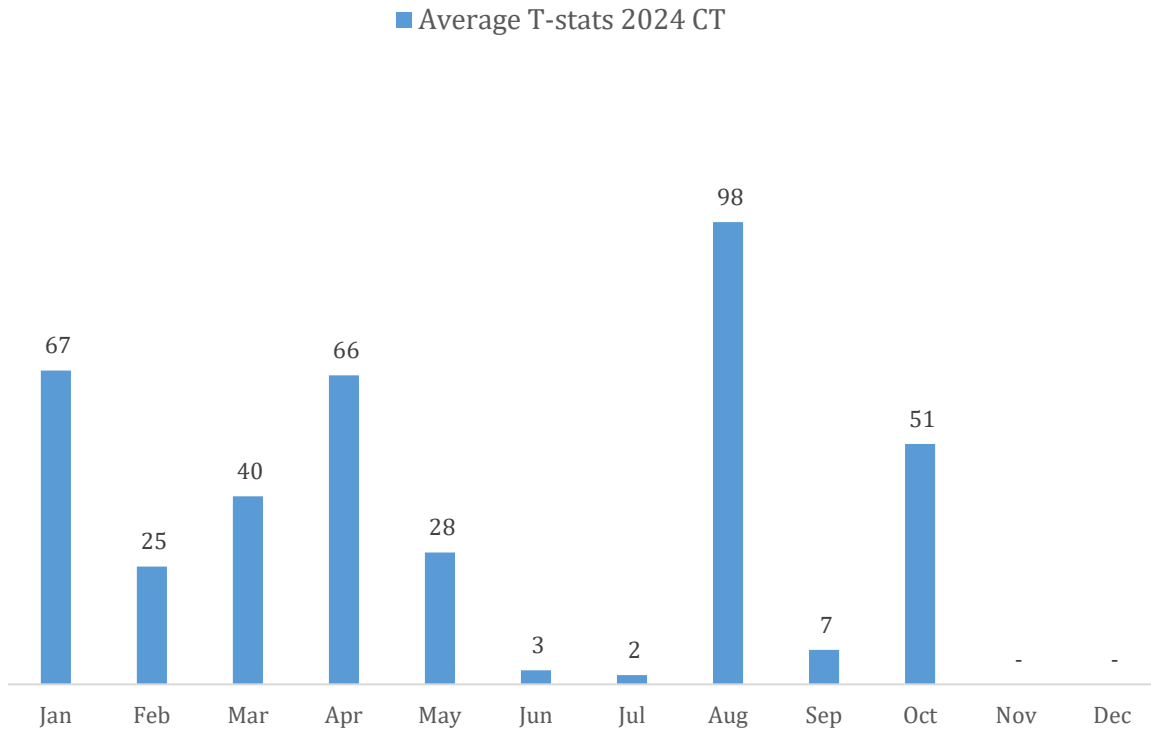




Figure 1.8 displays the average number of thermostats returned per bin in the state and U.S. since 2010 in Connecticut. Nationally, the number of thermostats collected per returned bin has steadily decreased over a longer timeframe but effectively leveled off in recent years. The rate was 37 thermostats per bin across all programs nationally in 2024. In Connecticut, the average number of thermostats per bin collected in 2024 increased from the 2023 rate of 32 thermostats per bin to equal the national average at **37 thermostats per bin**.

**FIGURE 1.8: AVERAGE THERMOSTATS PER BIN OVER TIME IN CT AND NATIONALLY**

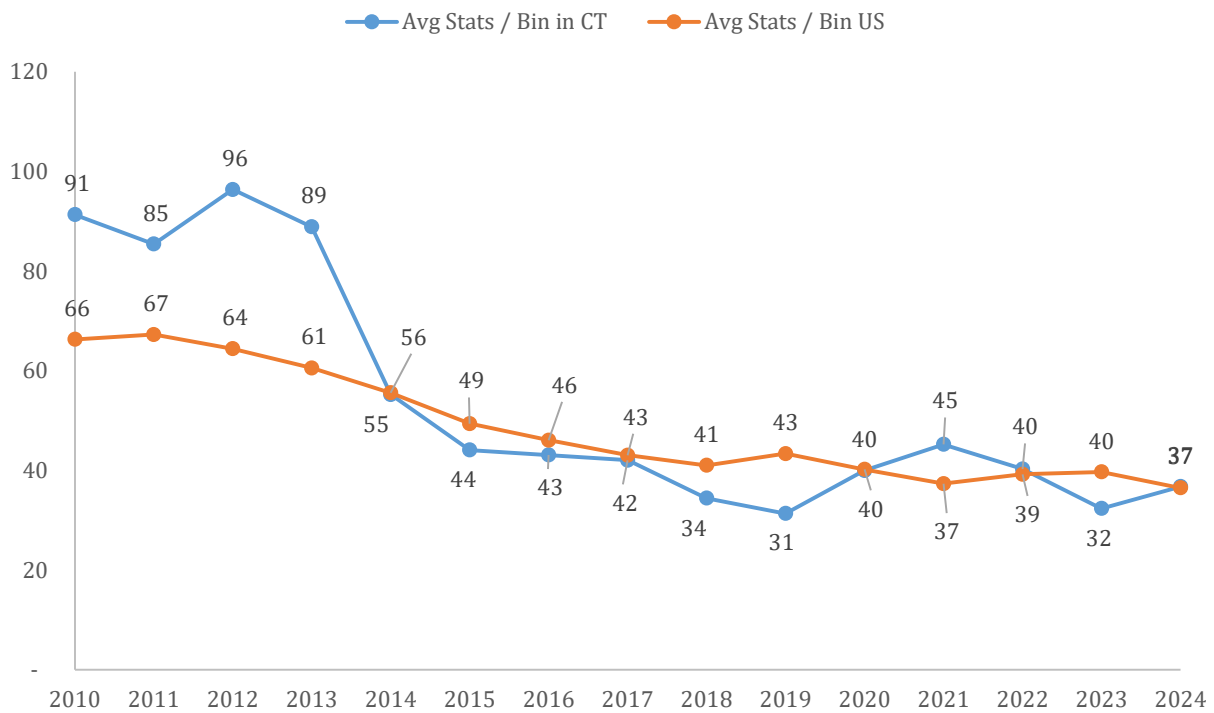
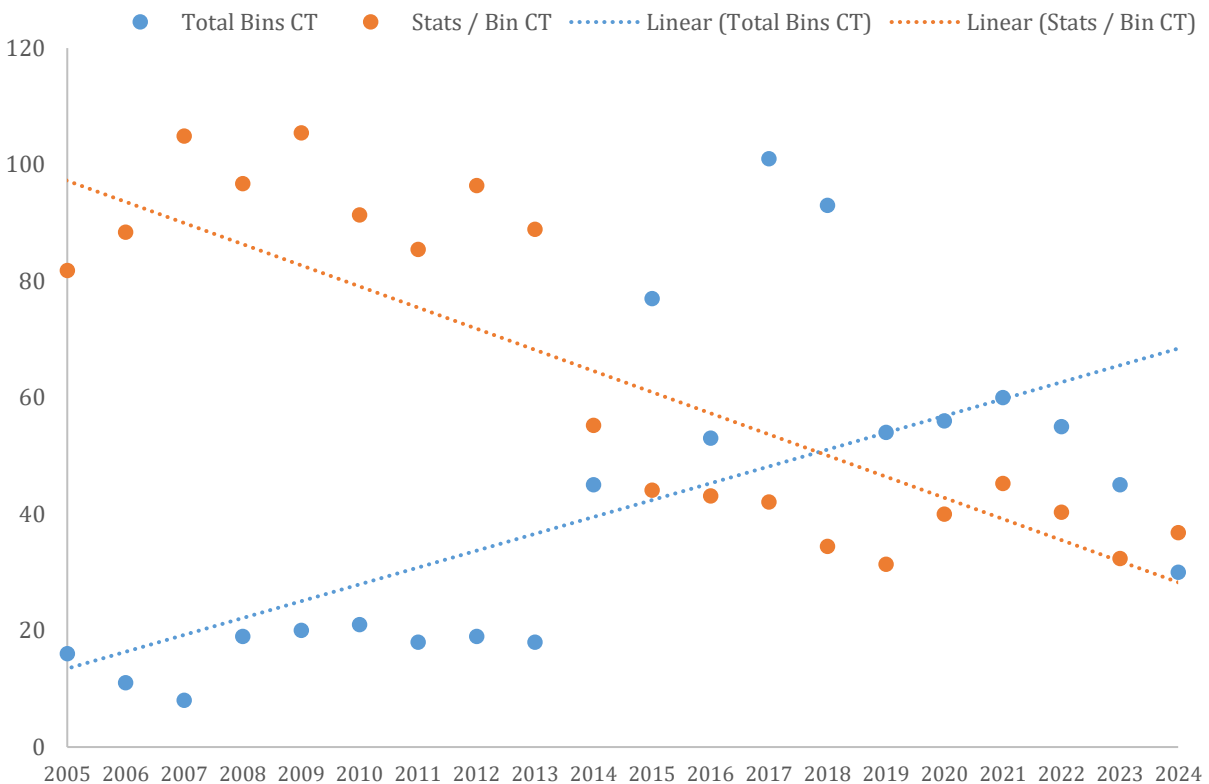


Figure 1.9 depicts the correlation between the total bins returned and the average number of thermostats per bin over time. The long-term data suggests a strong negative correlation, indicating that as the total bin count rises, the average number of thermostats per bin declines. However, this pattern does not appear to be consistent over shorter durations. In the period between 2014 and 2023, there is no significant correlation. From 2019 to 2023, a strong positive correlation was exhibited with the number of collected bins and the average number of thermostats per bin fluctuating in a similar pattern year over year. This trend did not hold in 2024, however, as the number of bins returned declined while the average number of thermostats per bin increased.

**FIGURE 1.9: TOTAL BINS AND AVERAGE NUMBER OF THERMOSTATS PER BIN OVER TIME**



## SECTION 2: Channel Partner Analysis

In Section 2 of the report, an extensive analysis of the partner locations is conducted. The majority of thermostats collected within the state were procured from **wholesalers, which accounted for 70%, or 778 units**. Following the broader collection decline trend, this quantity represents the lowest quantity collected from wholesalers in recent years. **Contractors supplied 20% of the total at 219 thermostats**, also representing the group's lowest contribution in recent years. Hazardous household waste facilities (**HHW**) **contributed 10% (106 units)**. As in 2023, no thermostats were collected from retailers in 2024. Figure 2.1 depicts the distribution of thermostats collected by location type in 2024.

**FIGURE 2.1: THERMOSTATS COLLECTED BY CHANNEL PARTNER TYPE IN 2024**

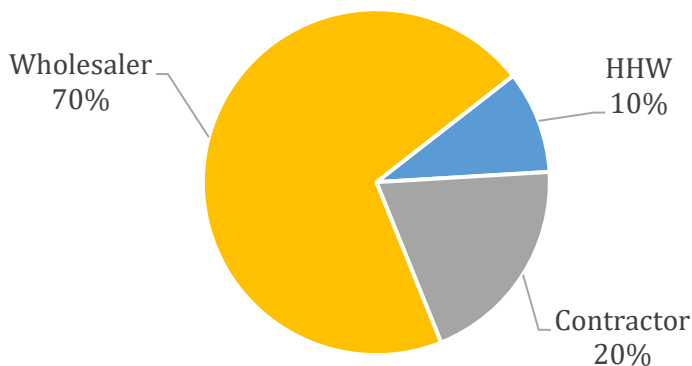
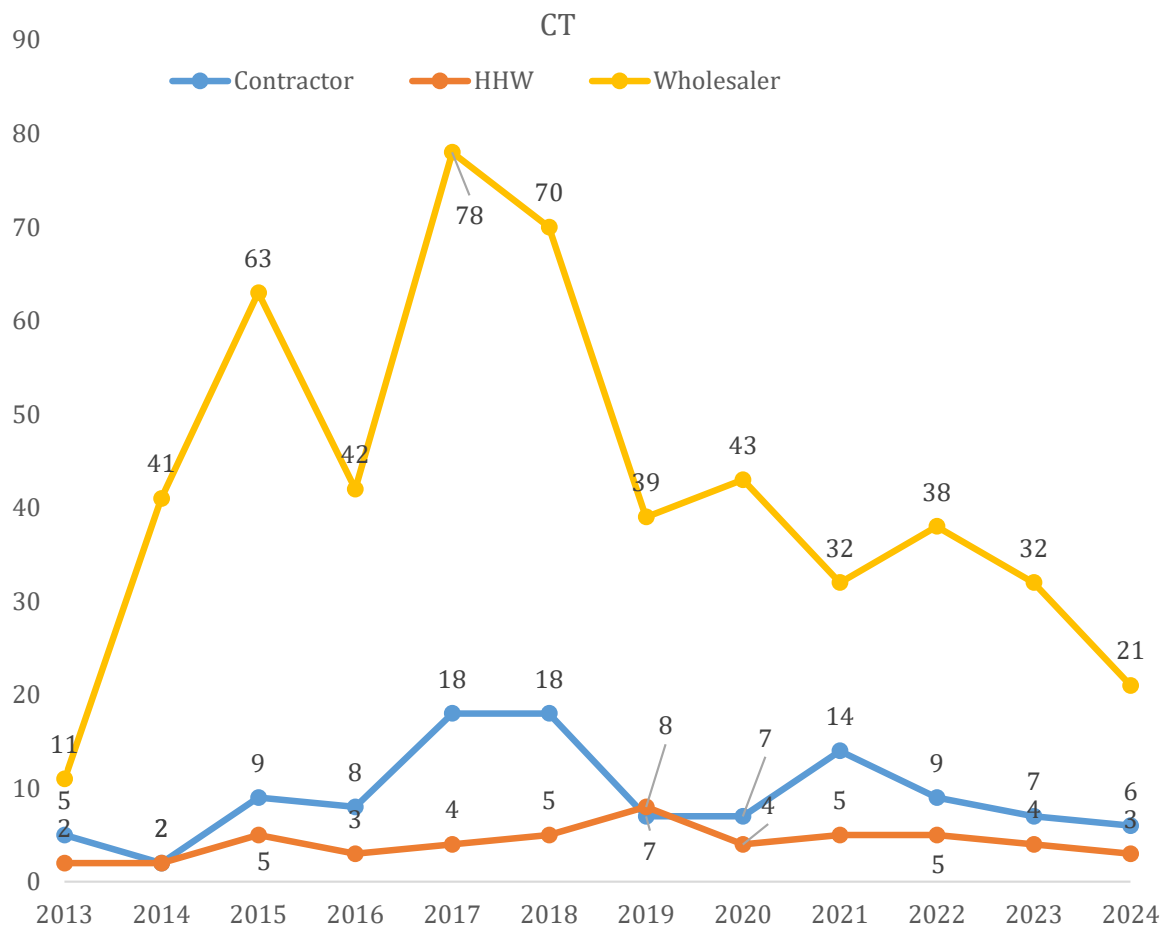


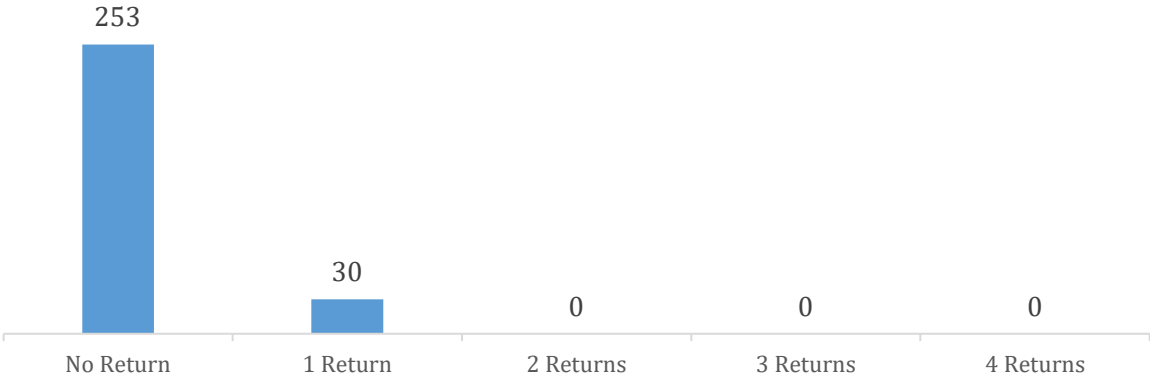
Figure 2.2 below displays the change in the number of bins returned by thermostat collection type over time since 2013 in Connecticut. In 2024, **Contractors returned 6 bins**, and **HHW returned only 3**. **Connecticut wholesalers only returned 21 bins** to TRC, the fewest number of bins TRC has received from wholesale channel partners since the program originated.

**FIGURE 2.2: BINS RETURNED BY LOCATION TYPE OVER TIME**



In 2024, **30 (11%) locations** with a bin in the state of Connecticut sent back a bin to TRC, and each of these locations returned only a single bin. The distribution is displayed in Figure 2.3.

**FIGURE 2.3: PERCENTAGE OF STORES RETURNING A BIN IN 2024**



In 2024, **Hartford (13 bins and 445 thermostats)** again returned the greatest number of thermostats, narrowly exceeding those returned from **Fairfield (5 bins, 284 thermostats)**, **New Haven (7 bins, 256 thermostats)**, and **New London (2 bins, 92 thermostats)**. Figure 2.4 displays the number of bins and thermostats returned by county in 2024.

**FIGURE 2.4: BINS AND TOTAL THERMOSTATS RETURNED IN 2024 BY COUNTY**

County Name	Total T-stats	Total Bins
Hartford	445	13
Fairfield	284	5
New Haven	256	7
New London	92	2
Litchfield	13	1
Windham	10	1
Dupage	3	1

TRC works with channel partners to collect thermostats, and the following figures illustrate performance by partner. **R.E. Michel Co (178 thermostats)** returned the most thermostats in 2024, followed by **Plimpton & Hills Corp (170 thermostats)** and **Star Supply**

**Company (105 thermostats).** Other companies that returned significant numbers of thermostats include Servco Oil Company, Southeast Connecticut Regional Resources Recovery Authority, Johnstone Supply and Glasco Heating amongst others. Figure 2.5 displays the top performing partners by total bins returned in 2024.

**FIGURE 2.5: T-STATS BY TOP PERFORMING CHANNEL PARTNERS IN THE STATE**

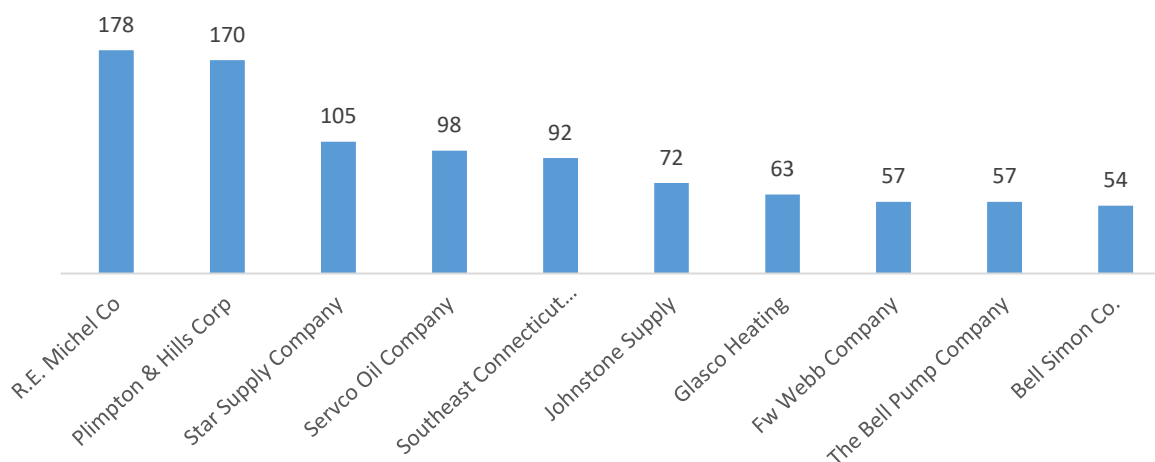


Figure 2.6 shows top performers by total bins and thermostats returned, and the average number of thermostats per bin.

**FIGURE 2.6: TOP PERFORMING PARTNERS BY BIN AND THERMOSTAT RETURNS**

Company Name	No. of Thermostats	No. of Bins	Thermostats / Bin
R.E. Michel Co	178	3	59
Plimpton & Hills Corp	170	5	34
Star Supply Company	105	1	105
Servco Oil Company	98	1	98
Southeast Connecticut Regional Resources Recovery Authority	92	1	92
Johnstone Supply	72	2	36
Glasco Heating	63	1	63
Fw Webb Company	57	1	57
The Bell Pump Company	57	1	57
Bell Simon Co.	54	1	54
Mitchell Fuel Co. Inc.	28	1	28
Nero A C & Heating Inc.	22	1	22
Trane Supply	21	1	21
Modern Mechanical	18	1	18

To enhance engagement, TRC visited collection locations that might have been inactive in recent program years. In 2024, a total of 40 site visits were executed, and 57 'miss you' calls were made to 94 locations. Consistent with the timing of prior years, site visits in 2024 took place in March. Figure 2.7 represents the correlation between the number of site visits per month, bins returned per month, and the quantity of thermostats returned per month (represented in 100s). The site visits in March coincided with the highest rate of bin returns during the year. Out of the 37 locations that were visited and not called, 12 (32%) returned a bin. Only 3 locations received a call and a visit, with only one (33%) of those locations returning a bin. Ten bins were returned in March, while three bins were returned in each month including February, May, September, and October. Ten bins were returned in March, while three bins were returned in each month including February, May, September, and October.

**FIGURE 2.7: RELATIONSHIP BETWEEN SITE VISITS AND BINS AND THERMOSTATS RETURNED PER MONTH**

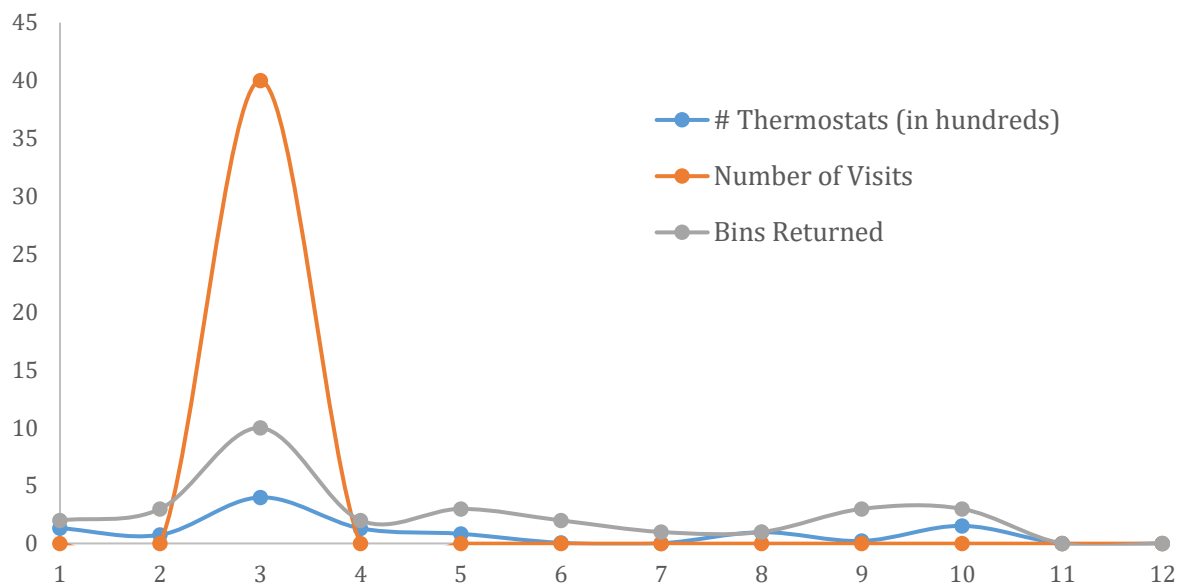


Figure 2.8 illustrates the correlation between the monthly frequency of calls, the quantity of bins returned, and the number of thermostats returned (scaled by hundreds) per month. In 2024, all 57 calls were made in the month of March. As seen from Figure 2.8, the return of

bins in March exceeded returns of any other month, with a maximum of three bins returned in other months. Of the 54 locations that received a call but no visit, only 3 (6%) returned a bin, and one of three locations receiving a visit and a call returned a bin. So, of the 57 locations that received a call, only 7% returned a bin, suggesting calls had, at most, a low-level impact on motivating channel partners to submit thermostat-containing bins to TRC.

**FIGURE 2.8: RELATIONSHIP BETWEEN 'MISS YOU' CALLS AND BINS AND THERMOSTATS RETURNED PER MONTH**

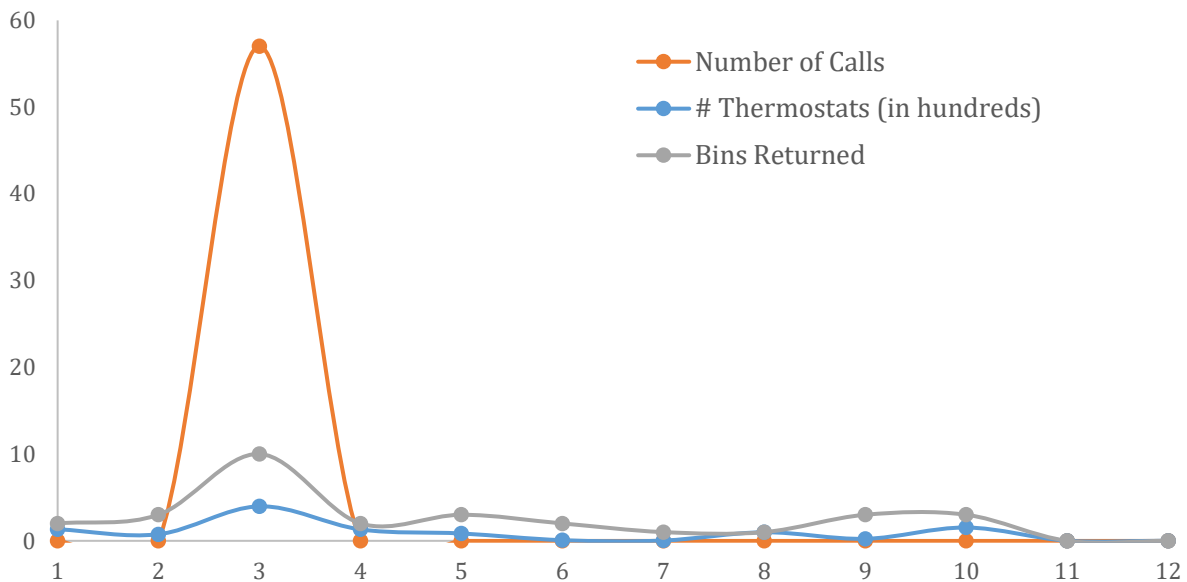




Figure 2.9 compares the return rates of four different groups: locations that did not receive a call or visit, locations that received a visit, locations that received at least one call, and locations that received both. It is evident from the data that visits have a substantially greater impact on return rates compared to calls. Locations that received only a call had a mere 6% active participation rate, significantly lower than the 13.5% rate for locations that didn't receive either a visit or a call. This discrepancy can be largely attributed to the targeting of calls to sites with historically low participation rates. In contrast, locations that were visited exhibited a robust participation rate of 33% and contributed to a markedly higher number of returned thermostats compared to locations that were not visited.

**FIGURE 2.9: PERCENT CHANGE IN BIN AND THERMOSTAT RETURNS FOR LOCATIONS THAT RECEIVED A VISIT OR CALL OVER LOCATIONS THAT DID NOT RECEIVE EITHER**

	No Visit or Call	Visit	Call	Visit & Call
Number of Participating Locations	104	37	54	3
Rate of Active Participation*	13.5%	32.4%	5.6%	33.3%
Bins per Participating Location	0.13	0.32	0.06	0.33
Thermostats per Participating Location	5	11	2.7	15.7
Thermostats per Bin	35	35	49	47

\*Fraction of participating locations that returned one or more bins during 2024

## SECTION 3: Comparisons to National and Other States' Data

In order to evaluate the performance of collection partners in 2024, a comparison was drawn between the national and state averages of returned bins per location since 2012. This average was calculated exclusively from locations that returned at least one bin within a given year, excluding those that did not return any. The unique return patterns that are influenced by varying state regulations, housing types, local policies, and incentives should be considered when making these comparisons. In 2024, Connecticut's annual average of returned bins per participating location continued to fall farther below the U.S. average, continuing a decline that has trended over the previous three years.

**FIGURE 3.1: AVERAGE NUMBER OF BINS RETURNED PER LOCATION PER YEAR**

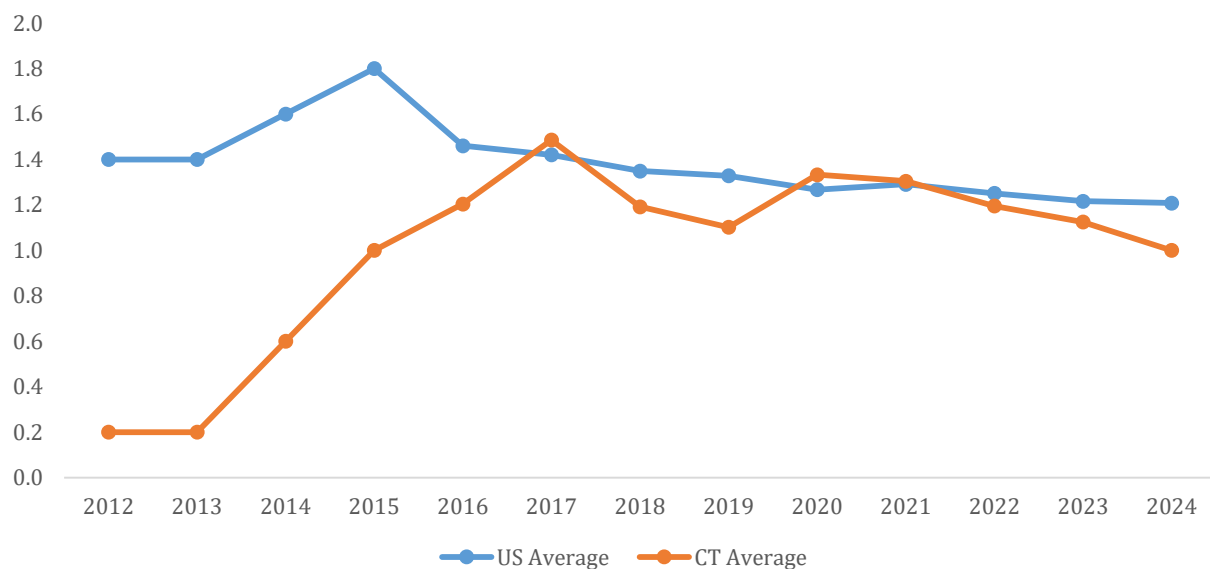


Figure 3.2 displays the locations in Connecticut that returned more than one bin each year since 2020. Plimpton & Hills Corp. returned the most bins in 2024 with five, followed by R.E. Michel Co which returned three, followed by Johnstone Supply and the Granit Group, both of whom returned two in 2024.

**FIGURE 3.2: PARTNER LOCATIONS IN THE STATE RETURNING MORE THAN ONE BIN PER YEAR 2021-2024**

Location	2021 Bins
Plimpton & Hills Corp	9
NLR Inc.	9
Ruotolo Mechanical	3
R. E. Michel Co.	3
Sid Harvey	3
F.W. Webb	2
SE CT Regional Resources Recovery Auth.	2
The Granite Group	2
Bell Simons	2
B&F/Johnstone Supply	2
Mansfield Transfer Station	2
Location	2022 Bins
Plimpton & Hills Corp.	5
Johnstone Supply	4
Sid Harvey Industries	3
Plimpton & Hills Corp	2
Fw Webb Company	2
Carrier Enterprise	2
Quality Mechanical Service	2
R.E. Michel Company, Inc	2
Fw Webb	2
Star Supply Company	2
NLR Inc.	2
The Granite Group	2

Location	2023 Bins
Sid Harvey Industries	4
F.W. Webb	3
Plimpton & Hills Corp.	3
Bell Simons Co	3
The Portland Group	2
Carrier Enterprises	2
Nortek	2
Location	2024 Bins
Plimpton & Hills Corp	5
R.E. Michel Co	3
Johnstone Supply	2
The Granite Group	2

Figure 3.3 presents the top partners across all TRC programs in the U.S. over the past four program years, based on the number of bins returned during the same period. The leading contributors of bins to TRC were Johnstone Supply, R.E. Michel, United Refrigeration and Lennox in 2024, all of which have been top suppliers to TRC in recent years.

**FIGURE 3.3: TOP PERFORMING PARTNER LOCATIONS NATIONWIDE IN BINS RETURNED 2021-2024**

Location	2021 Bins
Johnstone Supply	303
R. E. Michel Co.	190
United Refrigeration	123
Ferguson	69
Lennox	60
Goodman Distribution	46
Refrigeration Supplies Distributor (RSD)	39
Watsco	38
Us Air Conditioning Distributors (USACD)	37
F.W. Webb	37
Geary Pacific	36
Location	2022 Bins
Johnstone Supply	246
R. E. Michel Co.	157
United Refrigeration	80
Ferguson	46
Us Air Conditioning Distributors (USACD)	43
Refrigeration Supplies Distributor (RSD)	42
Lennox	42
Watsco	35
Sid Harvey	32
F.W. Webb	31

Location	2023 Bins
Johnstone Supply	213
R. E. Michel Co.	113
United Refrigeration	86
Ferguson	59
Lennox	41
US Air Conditioning Distributors (USACD)	33
Goodman Distribution	33
F.W. Webb	31
Refrigeration Supplies Distributor (RSD)	30
Sid Harvey	24
Gensco	21
Location	2024 Bins
Johnstone Supply	163
R. E. Michel Co.	107
United Refrigeration	64
Lennox	58
Ferguson	37
Refrigeration Supplies Distributor (RSD)	36
F.W. Webb	31
US Air Conditioning Distributors (USACD)	29
Goodman Distribution	23
Gustave A Larson	20

Figure 3.4 displays total percentage of locations that actively participated in the program (active participation defined as sending back at least one bin) in 2024, for all the states where statewide recycling program have been mandated as well as the U.S. national average for all states (reporting and non-reporting). **In 2024, 11% of locations in Connecticut returned at least one bin**, a fraction of a percent below the average of locations across all state programs. Rhode Island again had the highest participation rate, with the largest proportion of locations returning a bin in 2024 (31%).

**FIGURE 3.4: MANDATORY REPORTING STATES' PERCENTAGE OF LOCATIONS RETURNING A BIN IN 2024**

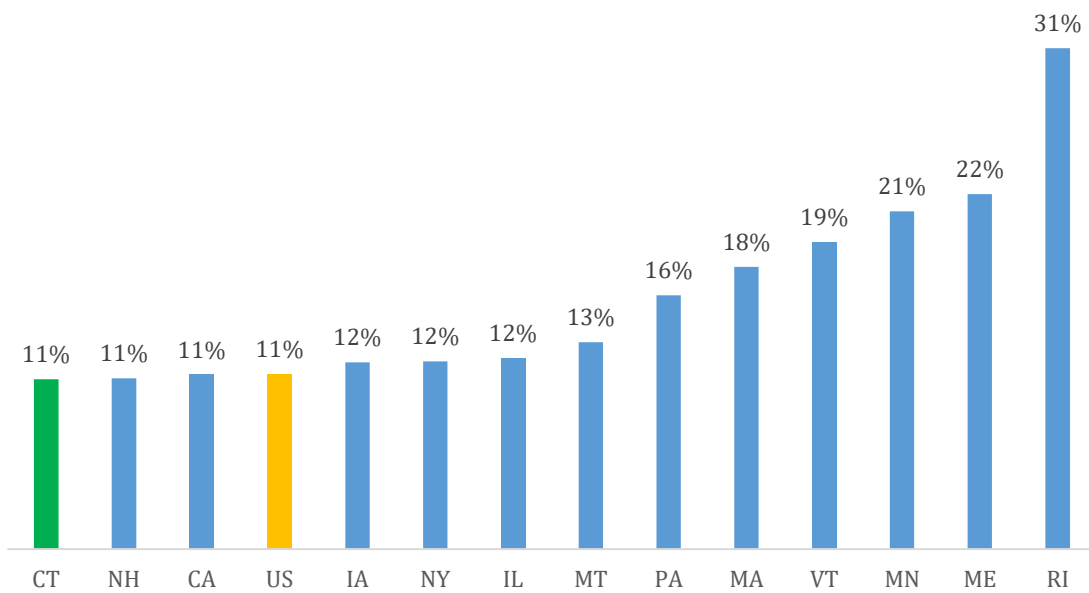


Figure 3.5 presents a comparison between state and national analytics for selected categories in 2024. The categories under comparison include: total collection of thermostats, bins, and loose switches; the number of thermostats collected from all locations and from actively participating locations; the average number of thermostats per returned bin in 2024; the equivalent average; the number of returned mercury thermostat equivalents; and the percent change in mercury thermostat equivalents from 2023 to 2024. The equivalent average is calculated based on the average number of switches in the collected whole thermostats in the state, and it is used to compute the number of thermostats represented by returned loose switches. The thermostat equivalent number sums up the total number of returned whole thermostats combined with the equivalent number of thermostats represented by the collected loose mercury switches. The states included in the comparison are those that require reporting, with the average calculated for all regulated states that return bins, both reporting and non-reporting.

**FIGURE 3.5: COMPARISONS OF MANDATORY REPORTING STATES AND U.S. AVERAGES AMONG SEVERAL CATEGORIES**

State	Whole T-Stats	Bins	Loose Switches	T-Stats returned per total # of locations with bins	Average T-Stats/bin	Average T-Stats collected per location that returned at least one bin in 2024	Equivalent Average	T-Stat Equivalents in 2024	% Change over 2023
CA	4,023	308	1,080	2	13	16	1.8379	4,611	-50%
CT	1,103	30	422	4	37	37	1.1602	1,467	0%
IA	1,065	21	40	7	51	63	1.5925	1,090	-29%
IL	2,518	84	1,164	4	30	33	1.2192	3,473	32%
MA	4,238	85	1,071	10	50	59	1.1036	5,208	-19%
ME	2,867	88	16	9	33	41	1.0373	2,882	14%
MN	4,001	68	838	17	59	78	1.1600	4,723	-32%
MT	103	4	5	3	26	26	1.1456	107	53%
NH	997	29	605	4	34	38	1.1344	1,530	56%
NY	2,670	94	406	4	28	31	1.1955	3,010	23%
PA	4,074	78	1,222	9	52	58	1.2629	5,042	-27%
RI	1,750	31	122	27	56	88	1.0234	1,869	24%
VT	1,718	65	40	6	26.4	32	1.0833	1,755	-1%
Regulated State Avg	2,394	76	541	8	38	46	1.2274	2,828	-17%

For comparing state and national data, Figure 3.6 illustrates the ranking of each state in various categories, from highest to lowest. Similar to Figure 3.5, the states included in Figure 3.6 are those required to report thermostat returns. The average represents all states that return bins, encompassing both reporting and non-reporting states. Connecticut's collections of bins, whole thermostats and loose switches were lower than the average amongst the states shown, and metrics such as thermostats collected per bin returned and per participating location were also lower than the average of regulated states. Collection in terms of thermostat equivalents remained similar to 2023, only increasing by an estimated two equivalents, while the average change across the included states decreased by 17% over the same timeframe.

**FIGURE 3.6: COMPARISON OF MANDATORY REPORTING STATES AND U.S. AVERAGE AMONG SEVERAL CATEGORIES, RANKINGS (HIGHEST AT TOP)**

WHOLE THERMOSTATS	BINS	LOOSE SWITCHES	THERMOSTATS RETURNED PER TOTAL # LOCATIONS WITH BINS	AVERAGE THERMOSTATS PER BIN	AVERAGE THERMOSTATS COLLECTED PER LOCATION RETURNING AT LEAST ONE BIN	EQUIVALENT AVERAGE	THERMOSTAT EQUIVALENTS	% CHANGE OVER PREVIOUS YEAR
MA	CA	PA	RI	MN	RI	CA	MA	NH
PA	NY	IL	MN	RI	MN	IA	PA	MT
CA	ME	CA	MA	PA	IA	PA	MN	IL
MN	MA	MA	PA	IA	MA	Regulated State Avg	CA	RI
ME	IL	MN	ME	MA	PA	IL	IL	NY
NY	PA	NH	Regulated State Avg	Regulated State Avg	Regulated State Avg	NY	NY	ME
IL	Regulated State Avg	Regulated State Avg	IA	CT	ME	CT	ME	CT
Regulated State Avg	MN	CT	VT	NH	NH	MN	Regulated State Avg	VT
RI	VT	NY	NH	ME	CT	MT	RI	Regulated State Avg
VT	RI	RI	IL	IL	IL	NH	VT	MA
CT	CT	IA	CT	NY	VT	MA	NH	PA
IA	NH	VT	NY	VT	NY	VT	CT	IA
NH	IA	IA	MT	MT	MT	ME	IA	MN
MT	MT	MT	CA	CA	CA	RI	MT	CA

Figure 3.7 below shows the quantity of mercury collected through TRC’s program in Connecticut and neighboring states between 2018 and 2024. The quantity of mercury collected in 2024 was low at 10.52 lb, remaining close to amounts collected in the previous program year (10.68 pounds). Vermont also collected a relatively similar quantity to its 2023 program, while Massachusetts was the only state with a significant decrease in quantity of mercury collected. The other state programs each collected more mercury in 2024 than in 2023, with New Hampshire’s program showing the highest increase year-over-year.

**FIGURE 3.7: MERCURY COLLECTION RELATIVE TO PEER NEW ENGLAND STATES**

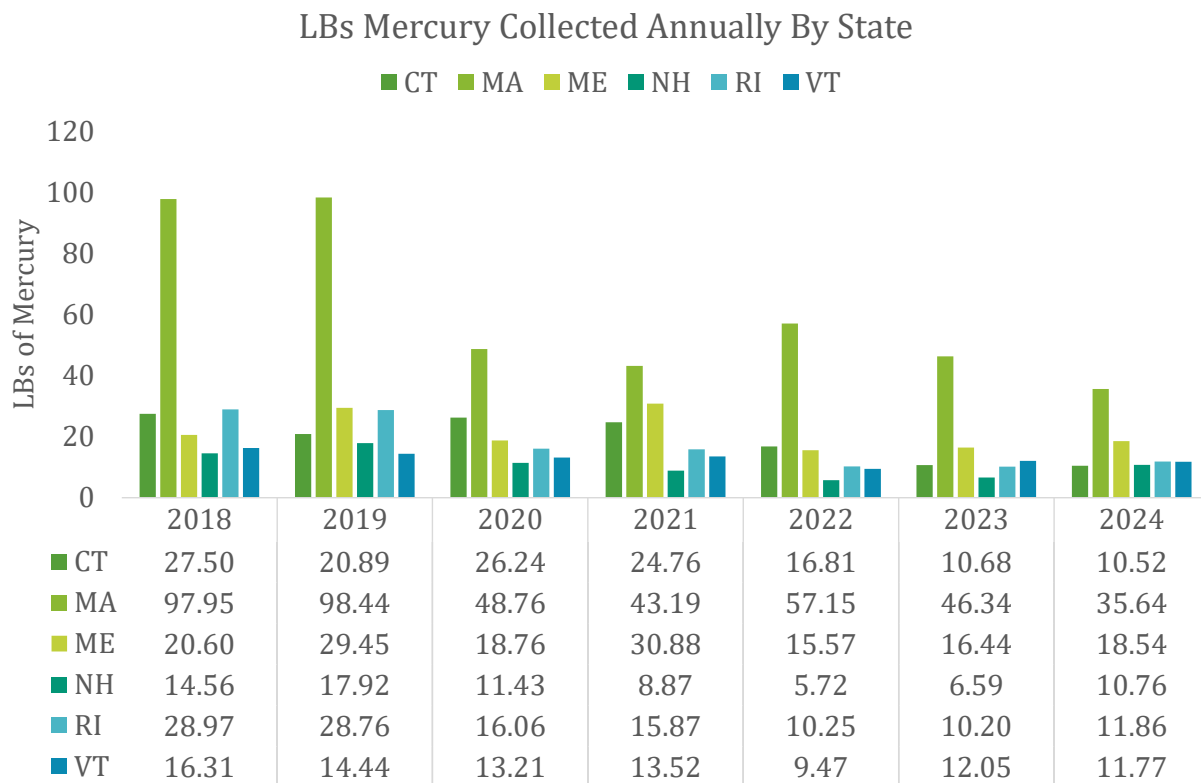
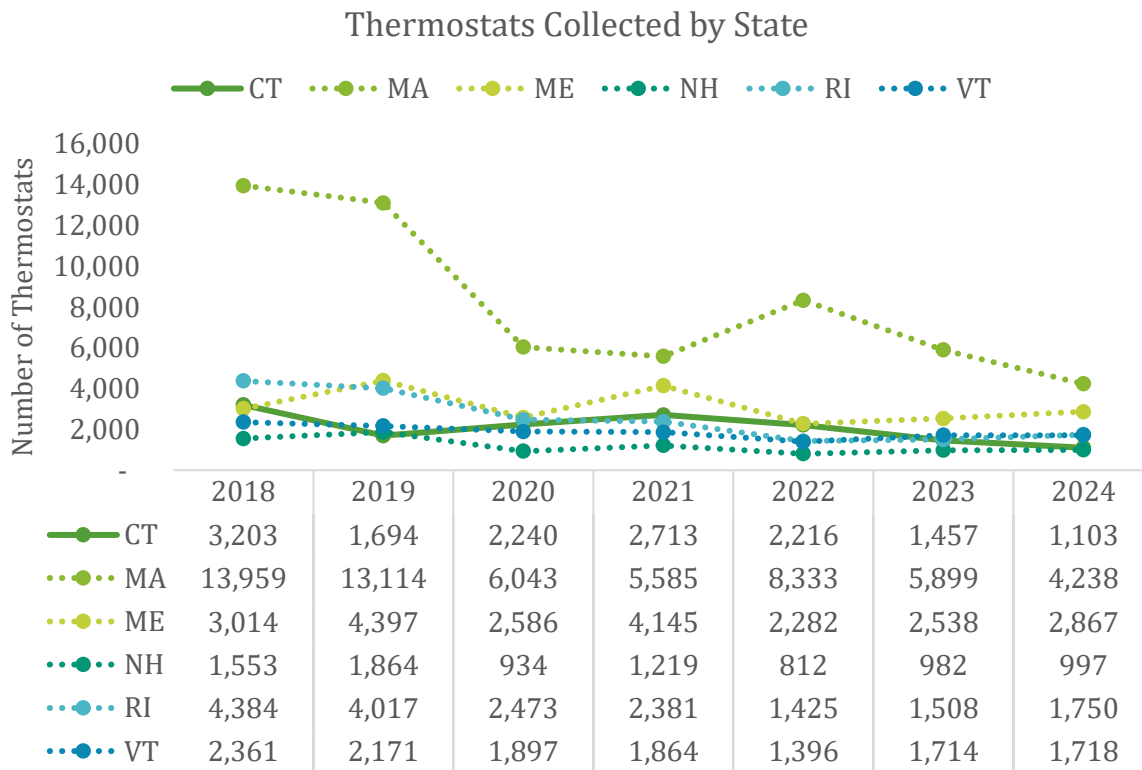




Figure 3.8 presents the thermostat collection trends in comparison with other New England states from 2018 to 2024. The 2024 program in Connecticut collected 1,103 thermostats, declining 24% over the previous program year. This decline in year over year collections continues the similar trend seen in each of the previous three program years. Programs in New Hampshire and Vermont Collected relatively similar quantities of thermostats relative to 2023 programs, While Maine and Rhode Island programs collected more thermostats in 2024 than in 2023. The Massachusetts program collected far fewer thermostats in 2024 than in 2023 and any preceding year since 2018, though collections continued to exceed that of other peer New England programs in 2024.

**FIGURE 3.8: THERMOSTAT COLLECTION RELATIVE TO PEER NEW ENGLAND STATES**



The two metrics that gauge participation in the program - thermostat collections and bin returns - share a relationship. The parallel annual trends and visual rates of change for these two metrics are illustrated in Figure 3.9. In 2024, bin returns in Connecticut dropped 33% in the program year to only 30 bins; this decline continued a decline trend in recent years, effectively diminishing participation to only half of what the program realized in 2021. Thermostat collections have also recently diminished annually, and by 59% relative to the 2021 program year.

**FIGURE 3.9: COMPARISON OF THERMOSTATS RETURNED VS BINS RECEIVED**

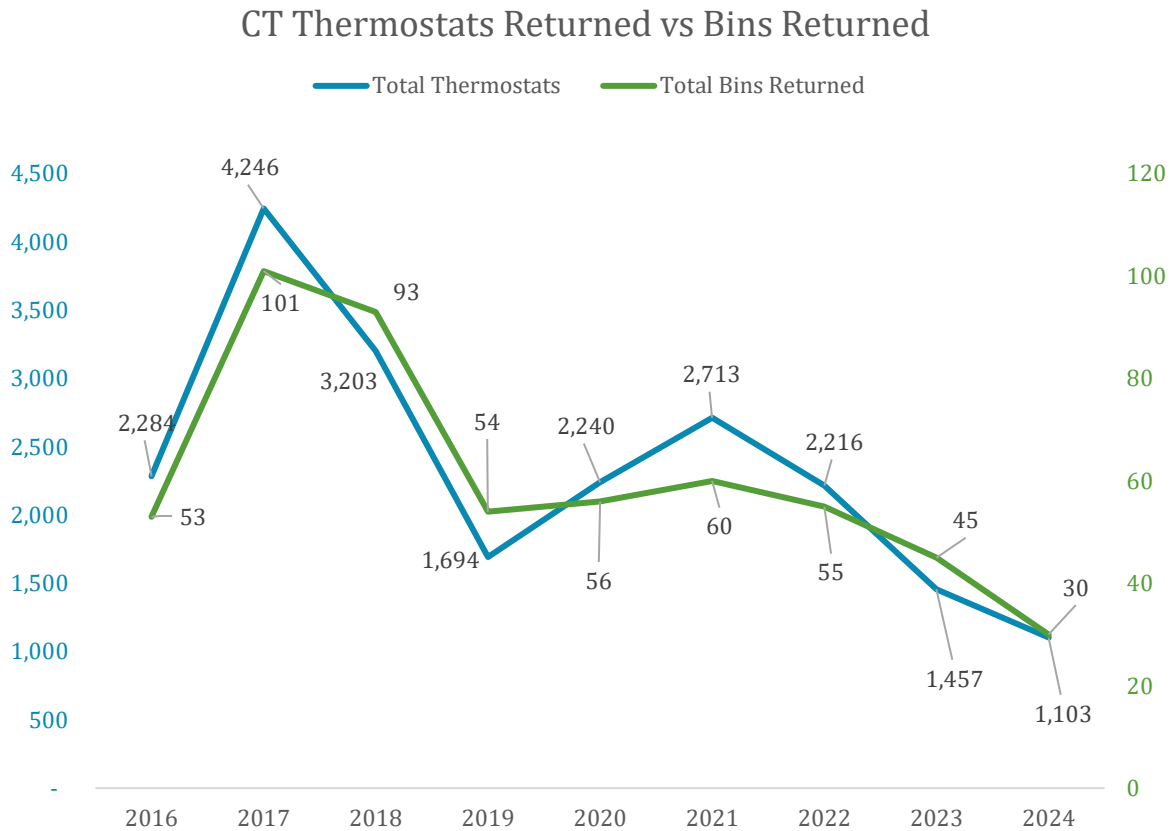
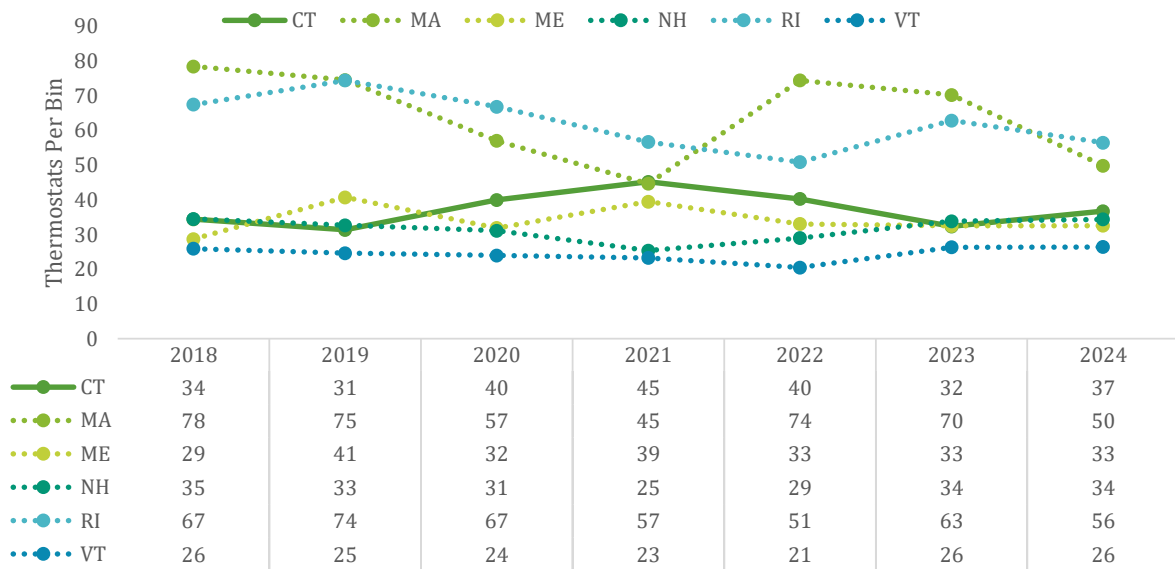


Figure 3.10 below provides a clear graphical representation of the average number of thermostats per bin by New England state programs since 2018. It shows the correlation between the increase in returned bins and the rise in returned thermostats. Among the states displayed, only Connecticut saw an increase in the average number of thermostats collected in bins compared to levels in 2023. Maine, New Hampshire, and Vermont programs remained constant for this metric, however, with rates declining in Rhode Island and Massachusetts compared to the previous program year.

**FIGURE 3.10: AVERAGE NUMBER THERMOSTATS PER BIN RELATIVE TO PEER STATES**



## Conclusions

### Results in Year 10 under the Mandatory TRC Program in Connecticut

Based on an analysis of the TRC's collection program in Connecticut in 2024, and looking at comparative data from other state programs, several observations can be drawn about the Connecticut program in terms of performance.

The participation rate amongst channel partners showed a sharp downward trend in 2024, signaling a possible decline in engagement as evidenced by the sharp decrease in bin returns, which fell by 33% to just 30 bins in 2024, half of the 2021 return rate. With only 11% of total state locations returning a bin in 2024, the state's program participation was on par amongst all state programs and among the lower participation rates amongst those that have implemented a mandatory collection program; of these, several have maintained a considerably higher rate of channel partner participation, such as Rhode Island's program that led in 2024 with a 31% participation rate.

Collection metrics were mixed with 1,103 whole thermostats and 422 loose switches collected for a total of 1,467 thermostat equivalents. These results were nearly identical to the 2023 program, though collections of bins and overall whole thermostats showed a significant decline from 2023, as well as the average annual collection of 2,254 thermostats seen over the previous six years since 2018. The average 37 thermostats per bin, while higher than some peer states, suggests moderate efficiency in collection density. Mercury collection remained stable at 10.52 pounds, only a slight decrease from 2023's program that captured 10.68 pounds.

Connecticut's program experienced a 24% decline in thermostat collection, and in comparison to neighboring New England states, brought in fewer thermostats than any state but New Hampshire, which, along with Rhode Island, showed an increase in collection rates. This continues a trend observed over the past three program years. Massachusetts, despite showing decreased collections in 2024, still maintained higher overall collection numbers than other New England states.

Continuing the pattern seen previously, collection concentration was focused within three counties at 83% of the total. Four key channel partners, including R.E. Michel Co, Plimpton & Hills Corp, Star Supply Company, and Servco Oil Company together provided 50% of the thermostats collected in 2024. This concentration of activity among a few major participants represents a continued trend that was similarly reflected in the 2023 program.

The analysis looked at the correlation between bin returns and thermostat collections, a metric that demonstrates the program's fundamental challenge. The decline in both since 2021 saw thermostat collections drop 59% and bin returns by 50%. At the same time, despite overall declining participation, the program's efficiency metrics may reveal some positive signals for opportunity in the program if capture is a meaningful contributor to the decline. For example, the increase in average number of thermostats collected per bin compared to 2023 levels is unique among New England states where this metric either remained constant (Maine, New Hampshire, and Vermont) or declined (Rhode Island and Massachusetts). While this efficiency improvement does not offset the significant reduction in overall participation and subsequent collection volumes, it may indicate that the impact of participation may be outsized in terms of program results, and the downward trend in collection of thermostats and mercury may have potential to reverse if participation numbers can rebound in 2025.

Engagement tactics included phone calls and site visits directed by TRC in an effort to remind programs to participate. Site visits continued to prove significantly more successful than phone calls; visited locations showed a 32% return rate compared to 6% for phone calls. This suggests that direct, in-person engagement remains a vital tool for getting partners to mail in bins. Locations that did not receive any formal outreach still contributed significantly to overall collections, however, with 14% of these locations returning a bin.

The contrast with some neighboring state programs, particularly Rhode Island with its consistently high participation rates, implies there might be a possibility for program enhancement strategies in Connecticut that could be achieved with targeted interventions that address declining participation while maintaining the program's operational

efficiencies. The success of neighboring states as measured by certain metrics provides valuable benchmarks and potential best practices that could inform program improvements in Connecticut.

The widespread decline in collection rates both in Connecticut and more broadly is surely attributable in part to the natural reduction in serviceable mercury-containing thermostats. As more time passes since sales of these thermostats were phased out, it would be expected that fewer units are subsequently being removed from buildings. Information that would facilitate an evaluation of the relative role this factor plays in comparison to other program factors such as channel partner engagement, training and education, etc. is unknown, but information that could enable that question to be answered might include statistics on the fraction of removed thermostats that contain mercury, as well as how quickly this proportion changing over time. In the absence of this type of information, emphasis should continue be given to the measures that are known to drive participation including active education and engagement with upstream channel partners to prompt participation directly with bin suppliers and also with their upstream channel partners.

*RRS has reviewed the data, vetted numbers for accuracy, and verifies the information and data presented in this report is accurate and consistent with the reported numbers.*



529 14th Street, NW, Suite 1280 | Washington, DC 20045 | thermostat-recycle.org

## **HOW MERCURY THERMOSTAT WASTE IS HANDLED**

### **WASTE MERCURY-ADDED THERMOSTAT MANAGEMENT THROUGH VEOLIA ES TECHNICAL SOLUTIONS, LLC.**

TRC containers with waste mercury-switch thermostats are received at a fulfillment/inventory center in Port Washington, Wisconsin (WIR000130591). The facility is owned and operated by Veolia ES Technical Solutions, L.L.C. (Veolia) under contract with TRC.

All recycling containers, including pails and bins are received at the loading dock and sent to the TRC inventory room. The container and plastic liner are opened and the contents are identified, sorted, and tallied. The following data is recorded for each bin returned and processed: bin number, business name (location name), city, state, zip code, date returned, number of thermostats and mercury switches by manufacturer and any non-conforming material.

The containers are returned to the location that sent it in with a new prepaid address label within 3 weeks of receipt. The thermostats are stored and staged in a plastic lined carton in a storage area for final processing. The containers are dated and processed in order received, first in-first out.

The thermostats and any loose bulbs collected from the containers are consolidated into a special 55-gallon drum which is labeled and dated according to regulations. The drum is sealed with a band and is only opened when contents are being added to it. Special negative pressure venting assures any fumes are captured and vented when the drum is opened.

The 55-gallon drum is then shipped to Veolia's mercury recovery facility (WID988566543) for final processing of the mercury ampules (switches). Veolia Environmental Services meets or exceeds all local, state, federal and EPA regulations for the management of the product.

The containers are returned from the storage area to the mercury recovery processing area to have the mercury bulbs removed from the plastic housing. Universal Waste Regulations require the recycling and disposal of waste within 12 months of acceptance at the processing facility.

Small quantities of thermostats are removed from the container, which is then closed again. The bulbs are removed from the thermostats and placed into processing vessel at the work station. Once the processing vessel is full, the vessel is loaded into the mercury recovery retort oven.

If a bulb breaks and the mercury spills, the work area is designed to contain the spillage and the operators are trained in the clean-up and disposal of mercury. The TRC inventory

and processing areas are equipped with special mercury vacuum cleaners and the work area is vacuumed at the end of the work day to ensure that any spillage is cleaned up and not left to evaporate.

Veolia meets or exceeds all local, state, federal and EPA regulations for the management of the product. The mercury recovery facility and process are permitted by the Wisconsin Department of Natural Resources. Veolia's approvals for mercury recovery/recycling include:

- EPA - identification WID988566543
- Hazardous Waste Storage License #6008
- Hazardous Waste Treatment License (Mercury Recovery Operations) #4585
- Air Operation Permit #246076050-S01
- Storm Water General Permit #WI-S067857-4

In addition to the regulatory permits, both Veolia Port Washington facilities have developed and maintain management systems in accordance with ISO 14001-2004, OHSAS 18001-2007, and Responsible Recycling (R2:2013) Practice. All persons who handle mercury thermostats as part of the TRC operation receive training in the handling of Hazardous Waste and Universal Waste.

The mercury containing ampules are retorted at Veolia's Port Washington Mineral Springs facility. The mercury is removed during the retort process. The post retort debris consists of broken glass ampules. The debris is tested for residual mercury to document the removal of the mercury to levels below the US EPA Land Disposal Restriction (LDR) levels. The debris is then disposal of as a non-hazardous solid waste at Advanced Disposal Glacier Ridge Landfill, LLC in Horicon, Wisconsin.



Return of Organization Exempt From Income Tax

Form 990

Under section 501(c), 527, or 4947(a)(1) of the Internal Revenue Code (except private foundations)

2023

Do not enter social security numbers on this form as it may be made public.

Open to Public Inspection

Department of the Treasury Internal Revenue Service

Go to www.irs.gov/Form990 for instructions and the latest information.

Header section A-M containing organization name (THERMOSTAT RECYCLING CORPORATION), EIN (54-1830284), address (529 14TH STREET, NW WASHINGTON, DC 20045), and other identifying information.

Part I Summary table with columns for Revenue, Expenses, and Net Assets or Fund Balances. Rows include mission statement, governance metrics, and financial data for 2023 and prior years.

Part II Signature Block

Under penalties of perjury, I declare that I have examined this return, including accompanying schedules and statements, and to the best of my knowledge and belief, it is true, correct, and complete.

Signature block containing officer signature (DANIELLE MYERS), preparer signature (AMY M. GINN, CPA), and firm information (BURDETTE SMITH & BISH LLC).

May the IRS discuss this return with the preparer shown above? See instructions [X] Yes [ ] No

Part III Statement of Program Service Accomplishments

Check if Schedule O contains a response or note to any line in this Part III

1 Briefly describe the organization's mission: THE THERMOSTAT RECYCLING CORPORATION (TRC) IS A NON-PROFIT ORGANIZATION THAT FACILITATES AND MANAGES THE COLLECTION AND PROPER DISPOSAL OF MERCURY-CONTAINING THERMOSTATS.

2 Did the organization undertake any significant program services during the year which were not listed on the prior Form 990 or 990-EZ? Yes No

3 Did the organization cease conducting, or make significant changes in how it conducts, any program services? Yes No

4 Describe the organization's program service accomplishments for each of its three largest program services, as measured by expenses. Section 501(c)(3) and 501(c)(4) organizations are required to report the amount of grants and allocations to others, the total expenses, and revenue, if any, for each program service reported.

4a (Code: ) (Expenses \$ 2,974,415. including grants of \$ ) (Revenue \$ 4,274,918. ) TRC FACILITATES THE PROPER MANAGEMENT OF WASTE MERCURY THERMOSTATS BY PROVIDING RECYCLING CONTAINERS FOR THE COLLECTION AND TRANSPORT OF WASTE MERCURY THERMOSTATS TO ELIGIBLE COLLECTION SITES IN ALL U.S. STATES EXCEPT ALASKA AND HAWAII. TRC ALSO CONDUCTS AN EDUCATIONAL CAMPAIGN PROMOTING THE PROPER MANAGEMENT OF WASTE MERCURY THERMOSTATS. SINCE TRC'S FOUNDING, TRC HAS COLLECTED OVER 3,000,000 MERCURY-CONTAINING THERMOSTATS WHICH HAS KEPT 14 TONS OF MERCURY OUT OF THE WASTE SYSTEM.

4b (Code: ) (Expenses \$ including grants of \$ ) (Revenue \$ )

4c (Code: ) (Expenses \$ including grants of \$ ) (Revenue \$ )

4d Other program services (Describe on Schedule O.) (Expenses \$ including grants of \$ ) (Revenue \$ )

4e Total program service expenses 2,974,415.

Part IV Checklist of Required Schedules

Table with 3 columns: Question ID, Question Text, Yes, No. Rows include questions 1 through 21, with sub-questions a-f for questions 11, 12, and 20. 'X' marks are present in the Yes/No columns for various questions.

Part IV Checklist of Required Schedules (continued)

Table with 3 columns: Question ID, Question Text, Yes, No. Rows 22-38. Includes questions about grants, compensation, tax-exempt bonds, excess benefit transactions, and noncash contributions.

Part V Statements Regarding Other IRS Filings and Tax Compliance

Check if Schedule O contains a response or note to any line in this Part V

Table with 3 columns: Question ID, Question Text, Yes, No. Rows 1a, 1b, 1c. Includes questions about Form 1096, Forms W-2G, and backup withholding rules.

Part V Statements Regarding Other IRS Filings and Tax Compliance (continued)

Table with columns for question number, question text, and Yes/No response boxes. Includes questions 2a through 17 regarding employee counts, tax returns, gross income, foreign accounts, prohibited transactions, and charitable contributions.

Part VI Governance, Management, and Disclosure. For each "Yes" response to lines 2 through 7b below, and for a "No" response to line 8a, 8b, or 10b below, describe the circumstances, processes, or changes on Schedule O. See instructions.

Check if Schedule O contains a response or note to any line in this Part VI [X]

Section A. Governing Body and Management

Table with 3 columns: Question, Yes, No. Rows include: 1a Enter the number of voting members of the governing body at the end of the tax year; 1b Enter the number of voting members included on line 1a, above, who are independent; 2 Did any officer, director, trustee, or key employee have a family relationship or a business relationship with any other officer, director, trustee, or key employee?; 3 Did the organization delegate control over management duties customarily performed by or under the direct supervision of officers, directors, trustees, or key employees to a management company or other person?; 4 Did the organization make any significant changes to its governing documents since the prior Form 990 was filed?; 5 Did the organization become aware during the year of a significant diversion of the organization's assets?; 6 Did the organization have members or stockholders?; 7a Did the organization have members, stockholders, or other persons who had the power to elect or appoint one or more members of the governing body?; 7b Are any governance decisions of the organization reserved to (or subject to approval by) members, stockholders, or persons other than the governing body?; 8 Did the organization contemporaneously document the meetings held or written actions undertaken during the year by the following: a The governing body? b Each committee with authority to act on behalf of the governing body?; 9 Is there any officer, director, trustee, or key employee listed in Part VII, Section A, who cannot be reached at the organization's mailing address? If "Yes," provide the names and addresses on Schedule O.

Section B. Policies (This Section B requests information about policies not required by the Internal Revenue Code.)

Table with 3 columns: Question, Yes, No. Rows include: 10a Did the organization have local chapters, branches, or affiliates?; 10b If "Yes," did the organization have written policies and procedures governing the activities of such chapters, affiliates, and branches to ensure their operations are consistent with the organization's exempt purposes?; 11a Has the organization provided a complete copy of this Form 990 to all members of its governing body before filing the form?; 11b Describe on Schedule O the process, if any, used by the organization to review this Form 990.; 12a Did the organization have a written conflict of interest policy? If "No," go to line 13; 12b Were officers, directors, or trustees, and key employees required to disclose annually interests that could give rise to conflicts?; 12c Did the organization regularly and consistently monitor and enforce compliance with the policy? If "Yes," describe on Schedule O how this was done; 13 Did the organization have a written whistleblower policy?; 14 Did the organization have a written document retention and destruction policy?; 15 Did the process for determining compensation of the following persons include a review and approval by independent persons, comparability data, and contemporaneous substantiation of the deliberation and decision?; 15a The organization's CEO, Executive Director, or top management official; 15b Other officers or key employees of the organization; 16a Did the organization invest in, contribute assets to, or participate in a joint venture or similar arrangement with a taxable entity during the year?; 16b If "Yes," did the organization follow a written policy or procedure requiring the organization to evaluate its participation in joint venture arrangements under applicable federal tax law, and take steps to safeguard the organization's exempt status with respect to such arrangements?

Section C. Disclosure

- 17 List the states with which a copy of this Form 990 is required to be filed CA, MT, IL
18 Section 6104 requires an organization to make its Forms 1023 (1024 or 1024-A, if applicable), 990, and 990-T (section 501(c)(3)s only) available for public inspection. Indicate how you made these available. Check all that apply.
[ ] Own website [ ] Another's website [X] Upon request [ ] Other (explain on Schedule O)
19 Describe on Schedule O whether (and if so, how) the organization made its governing documents, conflict of interest policy, and financial statements available to the public during the tax year.
20 State the name, address, and telephone number of the person who possesses the organization's books and records
DANIELLE MYERS - 267-513-1726
500 OFFICE CENTER DRIVE, STE 400, FORT WASHINGTON, PA 19034

**Part VII Compensation of Officers, Directors, Trustees, Key Employees, Highest Compensated Employees, and Independent Contractors**

Check if Schedule O contains a response or note to any line in this Part VII

**Section A. Officers, Directors, Trustees, Key Employees, and Highest Compensated Employees**

**1a** Complete this table for all persons required to be listed. Report compensation for the calendar year ending with or within the organization's tax year.

- List all of the organization's **current** officers, directors, trustees (whether individuals or organizations), regardless of amount of compensation. Enter -0- in columns (D), (E), and (F) if no compensation was paid.
  - List all of the organization's **current** key employees, if any. See the instructions for definition of "key employee."
  - List the organization's five **current** highest compensated employees (other than an officer, director, trustee, or key employee) who received reportable compensation (box 5 of Form W-2, box 6 of Form 1099-MISC, and/or box 1 of Form 1099-NEC) of more than \$100,000 from the organization and any related organizations.
  - List all of the organization's **former** officers, key employees, and highest compensated employees who received more than \$100,000 of reportable compensation from the organization and any related organizations.
  - List all of the organization's **former directors or trustees** that received, in the capacity as a former director or trustee of the organization, more than \$10,000 of reportable compensation from the organization and any related organizations.
- See the instructions for the order in which to list the persons above.

Check this box if neither the organization nor any related organization compensated any current officer, director, or trustee.

(A) Name and title	(B) Average hours per week (list any hours for related organizations below line)	(C) Position (do not check more than one box, unless person is both an officer and a director/trustee)						(D) Reportable compensation from the organization (W-2/1099-MISC/1099-NEC)	(E) Reportable compensation from related organizations (W-2/1099-MISC/1099-NEC)	(F) Estimated amount of other compensation from the organization and related organizations
		Individual trustee or director	Institutional trustee	Officer	Key employee	Highest compensated employee	Former			
(1) ARNIE MEYER CHAIR	0.25	X		X				0.	0.	0.
(2) CHUCK KETTERER VICE CHAIR	0.25	X		X				0.	0.	0.
(3) BOB JOHNSON TREASURER	0.25	X		X				0.	0.	0.
(4) DANIELLE MYERS OPERATIONS AND COMPLIANCE MANAGER	40.00			X				0.	0.	0.

**Part VII** Section A. Officers, Directors, Trustees, Key Employees, and Highest Compensated Employees (continued)

(A) Name and title	(B) Average hours per week (list any hours for related organizations below line)	(C) Position (do not check more than one box, unless person is both an officer and a director/trustee)						(D) Reportable compensation from the organization (W-2/1099-MISC/1099-NEC)	(E) Reportable compensation from related organizations (W-2/1099-MISC/1099-NEC)	(F) Estimated amount of other compensation from the organization and related organizations
		Individual trustee or director	Institutional trustee	Officer	Key employee	Highest compensated employee	Former			
<b>1b Subtotal</b> .....							0.	0.	0.	
<b>c Total from continuation sheets to Part VII, Section A</b> .....							0.	0.	0.	
<b>d Total (add lines 1b and 1c)</b> .....							0.	0.	0.	

**2** Total number of individuals (including but not limited to those listed above) who received more than \$100,000 of reportable compensation from the organization 0

	Yes	No
<b>3</b> Did the organization list any <b>former</b> officer, director, trustee, key employee, or highest compensated employee on line 1a? <i>If "Yes," complete Schedule J for such individual</i> .....		X
<b>4</b> For any individual listed on line 1a, is the sum of reportable compensation and other compensation from the organization and related organizations greater than \$150,000? <i>If "Yes," complete Schedule J for such individual</i> .....		X
<b>5</b> Did any person listed on line 1a receive or accrue compensation from any unrelated organization or individual for services rendered to the organization? <i>If "Yes," complete Schedule J for such person</i> .....		X

**Section B. Independent Contractors**

**1** Complete this table for your five highest compensated independent contractors that received more than \$100,000 of compensation from the organization. Report compensation for the calendar year ending with or within the organization's tax year.

(A) Name and business address	(B) Description of services	(C) Compensation
PCA PRODUCT STEWARDSHIP INC. DEPT LA 24365, PASADENA, CA 91185	STATE PROGRAM ADMINISTRATION	1,200,000.
KELLEN COMPANY 529 14TH ST NW #1280, WASHINGTON, DC 20045	ASSOCIATION MANAGEMENT	716,599.
STATE OF CA DEPARTMENT OF TOXIC SUBSTANCES PO BOX 806, SACRAMENTO, CA 95812	STATE AGENCY	400,000.
VEOLIA ES TECHNICAL SOLUTIONS LLC 28900 NETWORK PLACE, CHICAGO, IL 60673-1289	WASTE MANAGEMENT SERCIVES	364,662.

**2** Total number of independent contractors (including but not limited to those listed above) who received more than \$100,000 of compensation from the organization 4



**Part VIII Statement of Revenue**

Check if Schedule O contains a response or note to any line in this Part VIII

			(A)	(B)	(C)	(D)	
			Total revenue	Related or exempt function revenue	Unrelated business revenue	Revenue excluded from tax under sections 512 - 514	
Contributions, Gifts, Grants and Other Similar Amounts	<b>1 a</b>	Federated campaigns	<b>1a</b>				
	<b>b</b>	Membership dues	<b>1b</b>				
	<b>c</b>	Fundraising events	<b>1c</b>				
	<b>d</b>	Related organizations	<b>1d</b>				
	<b>e</b>	Government grants (contributions)	<b>1e</b>				
	<b>f</b>	All other contributions, gifts, grants, and similar amounts not included above	<b>1f</b>				
	<b>g</b>	Noncash contributions included in lines 1a-1f	<b>1g</b>	\$			
	<b>h</b>	<b>Total.</b> Add lines 1a-1f					
Program Service Revenue	<b>2 a</b>	<b>MEMBERSHIP DUES</b>	Business Code				
			900099	2,214,918.	2,214,918.		
	<b>b</b>	<b>MEMBERS ADDITIONAL ASS</b>	900099	1,900,000.	1,900,000.		
	<b>c</b>	<b>GOVERNMENT AFFAIRS</b>	900099	160,000.	160,000.		
	<b>d</b>						
	<b>e</b>						
	<b>f</b>	All other program service revenue					
<b>g</b>	<b>Total.</b> Add lines 2a-2f		4,274,918.				
Other Revenue	<b>3</b>	Investment income (including dividends, interest, and other similar amounts)		3,118.			3,118.
	<b>4</b>	Income from investment of tax-exempt bond proceeds					
	<b>5</b>	Royalties					
	<b>6 a</b>	Gross rents	(i) Real				
			(ii) Personal				
	<b>b</b>	Less: rental expenses	<b>6b</b>				
	<b>c</b>	Rental income or (loss)	<b>6c</b>				
	<b>d</b>	Net rental income or (loss)					
	<b>7 a</b>	Gross amount from sales of assets other than inventory	(i) Securities				
			(ii) Other				
	<b>b</b>	Less: cost or other basis and sales expenses	<b>7b</b>				
	<b>c</b>	Gain or (loss)	<b>7c</b>				
	<b>d</b>	Net gain or (loss)					
	<b>8 a</b>	Gross income from fundraising events (not including \$ _____ of contributions reported on line 1c). See Part IV, line 18					
			<b>8a</b>				
<b>b</b>	Less: direct expenses	<b>8b</b>					
<b>c</b>	Net income or (loss) from fundraising events						
<b>9 a</b>	Gross income from gaming activities. See Part IV, line 19						
		<b>9a</b>					
<b>b</b>	Less: direct expenses	<b>9b</b>					
<b>c</b>	Net income or (loss) from gaming activities						
<b>10 a</b>	Gross sales of inventory, less returns and allowances						
		<b>10a</b>					
<b>b</b>	Less: cost of goods sold	<b>10b</b>					
<b>c</b>	Net income or (loss) from sales of inventory						
Miscellaneous Revenue	<b>11 a</b>		Business Code				
	<b>b</b>						
	<b>c</b>						
	<b>d</b>	All other revenue					
	<b>e</b>	<b>Total.</b> Add lines 11a-11d					
<b>12</b>	<b>Total revenue.</b> See instructions		4,278,036.	4,274,918.	0.	3,118.	

**Part IX Statement of Functional Expenses**

Section 501(c)(3) and 501(c)(4) organizations must complete all columns. All other organizations must complete column (A).

Check if Schedule O contains a response or note to any line in this Part IX

Do not include amounts reported on lines 6b, 7b, 8b, 9b, and 10b of Part VIII.	(A) Total expenses	(B) Program service expenses	(C) Management and general expenses	(D) Fundraising expenses
1 Grants and other assistance to domestic organizations and domestic governments. See Part IV, line 21 ...				
2 Grants and other assistance to domestic individuals. See Part IV, line 22 .....				
3 Grants and other assistance to foreign organizations, foreign governments, and foreign individuals. See Part IV, lines 15 and 16 .....				
4 Benefits paid to or for members .....				
5 Compensation of current officers, directors, trustees, and key employees .....				
6 Compensation not included above to disqualified persons (as defined under section 4958(f)(1)) and persons described in section 4958(c)(3)(B) .....				
7 Other salaries and wages .....				
8 Pension plan accruals and contributions (include section 401(k) and 403(b) employer contributions)				
9 Other employee benefits .....				
10 Payroll taxes .....				
11 Fees for services (nonemployees):				
a Management .....	451,439.			
b Legal .....	520.			
c Accounting .....	19,500.			
d Lobbying .....				
e Professional fundraising services. See Part IV, line 17				
f Investment management fees .....				
g Other. (If line 11g amount exceeds 10% of line 25, column (A), amount, list line 11g expenses on Sch O.)	111,849.			
12 Advertising and promotion .....	250,276.			
13 Office expenses .....	28,947.			
14 Information technology .....	50,107.			
15 Royalties .....				
16 Occupancy .....	2,294.			
17 Travel .....	25,343.			
18 Payments of travel or entertainment expenses for any federal, state, or local public officials ...				
19 Conferences, conventions, and meetings .....				
20 Interest .....				
21 Payments to affiliates .....				
22 Depreciation, depletion, and amortization .....	40,325.			
23 Insurance .....	27,608.			
24 Other expenses. Itemize expenses not covered above. (List miscellaneous expenses on line 24e. If line 24e amount exceeds 10% of line 25, column (A), amount, list line 24e expenses on Schedule O.)				
a <b>CA MERCURY THERMOSTAT C</b>	1,600,000.			
b <b>RECYCLING SERVICES</b>	398,862.			
c <b>BAD DEBT</b>	36,257.			
d <b>SPONSORSHIPS AND MEMBER</b>	29,210.			
e All other expenses .....	18,241.			
25 <b>Total functional expenses.</b> Add lines 1 through 24e	3,090,778.			
26 <b>Joint costs.</b> Complete this line only if the organization reported in column (B) joint costs from a combined educational campaign and fundraising solicitation. Check here <input type="checkbox"/> if following SOP 98-2 (ASC 958-720)				

**Part X Balance Sheet**

Check if Schedule O contains a response or note to any line in this Part X

		(A) Beginning of year		(B) End of year
<b>Assets</b>	<b>1</b> Cash - non-interest-bearing .....	3,371,937.	<b>1</b>	4,062,199.
	<b>2</b> Savings and temporary cash investments .....	251,061.	<b>2</b>	253,584.
	<b>3</b> Pledges and grants receivable, net .....		<b>3</b>	
	<b>4</b> Accounts receivable, net .....	34,020.	<b>4</b>	673,847.
	<b>5</b> Loans and other receivables from any current or former officer, director, trustee, key employee, creator or founder, substantial contributor, or 35% controlled entity or family member of any of these persons .....		<b>5</b>	
	<b>6</b> Loans and other receivables from other disqualified persons (as defined under section 4958(f)(1)), and persons described in section 4958(c)(3)(B) .....		<b>6</b>	
	<b>7</b> Notes and loans receivable, net .....		<b>7</b>	
	<b>8</b> Inventories for sale or use .....		<b>8</b>	
	<b>9</b> Prepaid expenses and deferred charges .....	22,164.	<b>9</b>	22,762.
	<b>10a</b> Land, buildings, and equipment: cost or other basis. Complete Part VI of Schedule D .....	<b>10a</b>		
	<b>b</b> Less: accumulated depreciation .....	<b>10b</b>		<b>10c</b>
	<b>11</b> Investments - publicly traded securities .....		<b>11</b>	
	<b>12</b> Investments - other securities. See Part IV, line 11 .....		<b>12</b>	
	<b>13</b> Investments - program-related. See Part IV, line 11 .....		<b>13</b>	
	<b>14</b> Intangible assets .....	42,410.	<b>14</b>	2,085.
	<b>15</b> Other assets. See Part IV, line 11 .....	414,281.	<b>15</b>	300,866.
<b>16 Total assets.</b> Add lines 1 through 15 (must equal line 33) .....	4,135,873.	<b>16</b>	5,315,343.	
<b>Liabilities</b>	<b>17</b> Accounts payable and accrued expenses .....	91,070.	<b>17</b>	170,000.
	<b>18</b> Grants payable .....		<b>18</b>	
	<b>19</b> Deferred revenue .....	1,255,337.	<b>19</b>	1,168,619.
	<b>20</b> Tax-exempt bond liabilities .....		<b>20</b>	
	<b>21</b> Escrow or custodial account liability. Complete Part IV of Schedule D .....		<b>21</b>	
	<b>22</b> Loans and other payables to any current or former officer, director, trustee, key employee, creator or founder, substantial contributor, or 35% controlled entity or family member of any of these persons .....		<b>22</b>	
	<b>23</b> Secured mortgages and notes payable to unrelated third parties .....		<b>23</b>	
	<b>24</b> Unsecured notes and loans payable to unrelated third parties .....		<b>24</b>	
	<b>25</b> Other liabilities (including federal income tax, payables to related third parties, and other liabilities not included on lines 17-24). Complete Part X of Schedule D .....		<b>25</b>	
	<b>26 Total liabilities.</b> Add lines 17 through 25 .....	1,346,407.	<b>26</b>	1,338,619.
<b>Net Assets or Fund Balances</b>	<b>Organizations that follow FASB ASC 958, check here</b> <input checked="" type="checkbox"/> <b>and complete lines 27, 28, 32, and 33.</b>			
	<b>27</b> Net assets without donor restrictions .....	2,389,466.	<b>27</b>	3,976,724.
	<b>28</b> Net assets with donor restrictions .....	400,000.	<b>28</b>	0.
	<b>Organizations that do not follow FASB ASC 958, check here</b> <input type="checkbox"/> <b>and complete lines 29 through 33.</b>			
	<b>29</b> Capital stock or trust principal, or current funds .....		<b>29</b>	
	<b>30</b> Paid-in or capital surplus, or land, building, or equipment fund .....		<b>30</b>	
	<b>31</b> Retained earnings, endowment, accumulated income, or other funds .....		<b>31</b>	
	<b>32</b> Total net assets or fund balances .....	2,789,466.	<b>32</b>	3,976,724.
	<b>33</b> Total liabilities and net assets/fund balances .....	4,135,873.	<b>33</b>	5,315,343.

**Part XI Reconciliation of Net Assets**

Check if Schedule O contains a response or note to any line in this Part XI

1	Total revenue (must equal Part VIII, column (A), line 12)	1	4,278,036.
2	Total expenses (must equal Part IX, column (A), line 25)	2	3,090,778.
3	Revenue less expenses. Subtract line 2 from line 1	3	1,187,258.
4	Net assets or fund balances at beginning of year (must equal Part X, line 32, column (A))	4	2,789,466.
5	Net unrealized gains (losses) on investments	5	
6	Donated services and use of facilities	6	
7	Investment expenses	7	
8	Prior period adjustments	8	
9	Other changes in net assets or fund balances (explain on Schedule O)	9	0.
10	Net assets or fund balances at end of year. Combine lines 3 through 9 (must equal Part X, line 32, column (B))	10	3,976,724.

**Part XII Financial Statements and Reporting**

Check if Schedule O contains a response or note to any line in this Part XII

- 1 Accounting method used to prepare the Form 990:  Cash  Accrual  Other \_\_\_\_\_  
If the organization changed its method of accounting from a prior year or checked "Other," explain on Schedule O.
- 2a Were the organization's financial statements compiled or reviewed by an independent accountant? .....  
If "Yes," check a box below to indicate whether the financial statements for the year were compiled or reviewed on a separate basis, consolidated basis, or both:  
 Separate basis  Consolidated basis  Both consolidated and separate basis
- b Were the organization's financial statements audited by an independent accountant? .....  
If "Yes," check a box below to indicate whether the financial statements for the year were audited on a separate basis, consolidated basis, or both:  
 Separate basis  Consolidated basis  Both consolidated and separate basis
- c If "Yes" to line 2a or 2b, does the organization have a committee that assumes responsibility for oversight of the audit, review, or compilation of its financial statements and selection of an independent accountant? .....  
If the organization changed either its oversight process or selection process during the tax year, explain on Schedule O.
- 3a As a result of a federal award, was the organization required to undergo an audit or audits as set forth in the Uniform Guidance, 2 C.F.R. Part 200, Subpart F? .....
- b If "Yes," did the organization undergo the required audit or audits? If the organization did not undergo the required audit or audits, explain why on Schedule O and describe any steps taken to undergo such audits .....

	Yes	No
2a		X
2b	X	
2c	X	
3a		X
3b		

Form 990 (2023)

**SCHEDULE C**  
**(Form 990)**

**Political Campaign and Lobbying Activities**

OMB No. 1545-0047

**2023**

Open to Public Inspection

Department of the Treasury  
Internal Revenue Service

**For Organizations Exempt From Income Tax Under Section 501(c) and Section 527**  
**Complete if the organization is described below. Attach to Form 990 or Form 990-EZ.**  
**Go to [www.irs.gov/Form990](http://www.irs.gov/Form990) for instructions and the latest information.**

**If the organization answered "Yes" on Form 990, Part IV, line 3, or Form 990-EZ, Part V, line 46 (Political Campaign Activities), then:**

- Section 501(c)(3) organizations: Complete Parts I-A and B. Do not complete Part I-C.
- Section 501(c) (other than section 501(c)(3)) organizations: Complete Parts I-A and C below. Do not complete Part I-B.
- Section 527 organizations: Complete Part I-A only.

**If the organization answered "Yes" on Form 990, Part IV, line 4, or Form 990-EZ, Part VI, line 47 (Lobbying Activities), then:**

- Section 501(c)(3) organizations that have filed Form 5768 (election under section 501(h)): Complete Part II-A. Do not complete Part II-B.
- Section 501(c)(3) organizations that have NOT filed Form 5768 (election under section 501(h)): Complete Part II-B. Do not complete Part II-A.

**If the organization answered "Yes" on Form 990, Part IV, line 5 (Proxy Tax) (see separate instructions) or Form 990-EZ, Part V, line 35c (Proxy Tax) (see separate instructions), then:**

- Section 501(c)(4), (5), or (6) organizations: Complete Part III.

Name of organization <b>THERMOSTAT RECYCLING CORPORATION</b>	Employer identification number <b>54-1830284</b>
---	---

**Part I-A Complete if the organization is exempt under section 501(c) or is a section 527 organization.**

- 1 Provide a description of the organization's direct and indirect political campaign activities in Part IV.
- 2 Political campaign activity expenditures ..... \$ \_\_\_\_\_
- 3 Volunteer hours for political campaign activities ..... \_\_\_\_\_

**Part I-B Complete if the organization is exempt under section 501(c)(3).**

- 1 Enter the amount of any excise tax incurred by the organization under section 4955 ..... \$ \_\_\_\_\_
- 2 Enter the amount of any excise tax incurred by organization managers under section 4955 ..... \$ \_\_\_\_\_
- 3 If the organization incurred a section 4955 tax, did it file Form 4720 for this year? .....  Yes  No
- 4a Was a correction made? .....  Yes  No
- b If "Yes," describe in Part IV.

**Part I-C Complete if the organization is exempt under section 501(c), except section 501(c)(3).**

- 1 Enter the amount directly expended by the filing organization for section 527 exempt function activities ..... \$ \_\_\_\_\_
- 2 Enter the amount of the filing organization's funds contributed to other organizations for section 527 exempt function activities ..... \$ \_\_\_\_\_
- 3 Total exempt function expenditures. Add lines 1 and 2. Enter here and on Form 1120-POL, line 17b ..... \$ \_\_\_\_\_
- 4 Did the filing organization file **Form 1120-POL** for this year? .....  Yes  No
- 5 Enter the names, addresses, and employer identification number (EIN) of all section 527 political organizations to which the filing organization made payments. For each organization listed, enter the amount paid from the filing organization's funds. Also enter the amount of political contributions received that were promptly and directly delivered to a separate political organization, such as a separate segregated fund or a political action committee (PAC). If additional space is needed, provide information in Part IV.

(a) Name	(b) Address	(c) EIN	(d) Amount paid from filing organization's funds. If none, enter -0-.	(e) Amount of political contributions received and promptly and directly delivered to a separate political organization. If none, enter -0-.

For Paperwork Reduction Act Notice, see the Instructions for Form 990 or 990-EZ.

Schedule C (Form 990) 2023

**Part II-A Complete if the organization is exempt under section 501(c)(3) and filed Form 5768 (election under section 501(h)).**

- A Check  if the filing organization belongs to an affiliated group (and list in Part IV each affiliated group member's name, address, EIN, expenses, and share of excess lobbying expenditures).
- B Check  if the filing organization checked box A and "limited control" provisions apply.

Limits on Lobbying Expenditures (The term "expenditures" means amounts paid or incurred.)	(a) Filing organization's totals	(b) Affiliated group totals												
<b>1a</b> Total lobbying expenditures to influence public opinion (grassroots lobbying) .....														
<b>b</b> Total lobbying expenditures to influence a legislative body (direct lobbying) .....														
<b>c</b> Total lobbying expenditures (add lines 1a and 1b) .....														
<b>d</b> Other exempt purpose expenditures .....														
<b>e</b> Total exempt purpose expenditures (add lines 1c and 1d) .....														
<b>f</b> Lobbying nontaxable amount. Enter the amount from the following table in both columns.														
<table border="1" style="width: 100%; border-collapse: collapse;"> <thead> <tr> <th style="width: 30%;">If the amount on line 1e, column (a) or (b) is:</th> <th style="width: 70%;">The lobbying nontaxable amount is:</th> </tr> </thead> <tbody> <tr> <td>not over \$500,000,</td> <td>20% of the amount on line 1e.</td> </tr> <tr> <td>over \$500,000 but not over \$1,000,000,</td> <td>\$100,000 plus 15% of the excess over \$500,000.</td> </tr> <tr> <td>over \$1,000,000 but not over \$1,500,000,</td> <td>\$175,000 plus 10% of the excess over \$1,000,000.</td> </tr> <tr> <td>over \$1,500,000 but not over \$17,000,000,</td> <td>\$225,000 plus 5% of the excess over \$1,500,000.</td> </tr> <tr> <td>over \$17,000,000,</td> <td>\$1,000,000.</td> </tr> </tbody> </table>	If the amount on line 1e, column (a) or (b) is:	The lobbying nontaxable amount is:	not over \$500,000,	20% of the amount on line 1e.	over \$500,000 but not over \$1,000,000,	\$100,000 plus 15% of the excess over \$500,000.	over \$1,000,000 but not over \$1,500,000,	\$175,000 plus 10% of the excess over \$1,000,000.	over \$1,500,000 but not over \$17,000,000,	\$225,000 plus 5% of the excess over \$1,500,000.	over \$17,000,000,	\$1,000,000.		
If the amount on line 1e, column (a) or (b) is:	The lobbying nontaxable amount is:													
not over \$500,000,	20% of the amount on line 1e.													
over \$500,000 but not over \$1,000,000,	\$100,000 plus 15% of the excess over \$500,000.													
over \$1,000,000 but not over \$1,500,000,	\$175,000 plus 10% of the excess over \$1,000,000.													
over \$1,500,000 but not over \$17,000,000,	\$225,000 plus 5% of the excess over \$1,500,000.													
over \$17,000,000,	\$1,000,000.													
<b>g</b> Grassroots nontaxable amount (enter 25% of line 1f) .....														
<b>h</b> Subtract line 1g from line 1a. If zero or less, enter -0- .....														
<b>i</b> Subtract line 1f from line 1c. If zero or less, enter -0- .....														
<b>j</b> If there is an amount other than zero on either line 1h or line 1i, did the organization file Form 4720 reporting section 4911 tax for this year? .....	<input type="checkbox"/> Yes	<input type="checkbox"/> No												

**4-Year Averaging Period Under Section 501(h)**  
 (Some organizations that made a section 501(h) election do not have to complete all of the five columns below.  
 See the separate instructions for lines 2a through 2f.)

Lobbying Expenditures During 4-Year Averaging Period					
Calendar year (or fiscal year beginning in)	(a) 2020	(b) 2021	(c) 2022	(d) 2023	(e) Total
<b>2a</b> Lobbying nontaxable amount					
<b>b</b> Lobbying ceiling amount (150% of line 2a, column(e))					
<b>c</b> Total lobbying expenditures					
<b>d</b> Grassroots nontaxable amount					
<b>e</b> Grassroots ceiling amount (150% of line 2d, column (e))					
<b>f</b> Grassroots lobbying expenditures					

Schedule C (Form 990) 2023

Part II-B Complete if the organization is exempt under section 501(c)(3) and has NOT filed Form 5768 (election under section 501(h)).

Table with 4 columns: Description, (a) Yes, (a) No, (b) Amount. Rows include questions about lobbying activities like volunteers, paid staff, media, mailings, etc.

Part III-A Complete if the organization is exempt under section 501(c)(4), section 501(c)(5), or section 501(c)(6).

Table with 4 columns: Question, 1, Yes, No. Rows include questions about dues, lobbying expenditures, and carryover.

Part III-B Complete if the organization is exempt under section 501(c)(4), section 501(c)(5), or section 501(c)(6) and if either (a) BOTH Part III-A, lines 1 and 2, are answered "No" OR (b) Part III-A, line 3, is answered "Yes."

Table with 4 columns: Question, 1, 2a, 2b, 2c, 3, 4, 5. Rows include questions about dues, lobbying expenditures, and taxable amounts.

Part IV Supplemental Information

Provide the descriptions required for Part I-A, line 1; Part I-B, line 4; Part I-C, line 5; Part II-A (affiliated group list); Part II-A, lines 1 and 2 (see instructions); and Part II-B, line 1. Also, complete this part for any additional information.

Blank lines for providing supplemental information as required by the instructions.

SCHEDULE D (Form 990)

Department of the Treasury Internal Revenue Service

Supplemental Financial Statements

Complete if the organization answered "Yes" on Form 990, Part IV, line 6, 7, 8, 9, 10, 11a, 11b, 11c, 11d, 11e, 11f, 12a, or 12b. Attach to Form 990.

Go to www.irs.gov/Form990 for instructions and the latest information.

OMB No. 1545-0047

2023

Open to Public Inspection

Name of the organization THERMOSTAT RECYCLING CORPORATION Employer identification number 54-1830284

Part I Organizations Maintaining Donor Advised Funds or Other Similar Funds or Accounts. Complete if the organization answered "Yes" on Form 990, Part IV, line 6.

Table with 2 columns: (a) Donor advised funds, (b) Funds and other accounts. Rows include: 1 Total number at end of year, 2 Aggregate value of contributions to (during year), 3 Aggregate value of grants from (during year), 4 Aggregate value at end of year, 5 Did the organization inform all donors and donor advisors in writing that the assets held in donor advised funds are the organization's property, subject to the organization's exclusive legal control?, 6 Did the organization inform all grantees, donors, and donor advisors in writing that grant funds can be used only for charitable purposes and not for the benefit of the donor or donor advisor, or for any other purpose conferring impermissible private benefit?

Part II Conservation Easements. Complete if the organization answered "Yes" on Form 990, Part IV, line 7.

Table with 2 columns: Held at the End of the Tax Year. Rows include: 1 Purpose(s) of conservation easements held by the organization (check all that apply), 2 Complete lines 2a through 2d if the organization held a qualified conservation contribution in the form of a conservation easement on the last day of the tax year, 3 Number of conservation easements modified, transferred, released, extinguished, or terminated by the organization during the tax year, 4 Number of states where property subject to conservation easement is located, 5 Does the organization have a written policy regarding the periodic monitoring, inspection, handling of violations, and enforcement of the conservation easements it holds?, 6 Staff and volunteer hours devoted to monitoring, inspecting, handling of violations, and enforcing conservation easements during the year, 7 Amount of expenses incurred in monitoring, inspecting, handling of violations, and enforcing conservation easements during the year, 8 Does each conservation easement reported on line 2d above satisfy the requirements of section 170(h)(4)(B)(i) and section 170(h)(4)(B)(ii)?, 9 In Part XIII, describe how the organization reports conservation easements in its revenue and expense statement and balance sheet, and include, if applicable, the text of the footnote to the organization's financial statements that describes the organization's accounting for conservation easements.

Part III Organizations Maintaining Collections of Art, Historical Treasures, or Other Similar Assets. Complete if the organization answered "Yes" on Form 990, Part IV, line 8.

Table with 2 columns: \$. Rows include: 1a If the organization elected, as permitted under FASB ASC 958, not to report in its revenue statement and balance sheet works of art, historical treasures, or other similar assets held for public exhibition, education, or research in furtherance of public service, provide in Part XIII the text of the footnote to its financial statements that describes these items. b If the organization elected, as permitted under FASB ASC 958, to report in its revenue statement and balance sheet works of art, historical treasures, or other similar assets held for public exhibition, education, or research in furtherance of public service, provide the following amounts relating to these items. (i) Revenue included on Form 990, Part VIII, line 1 (ii) Assets included in Form 990, Part X 2 If the organization received or held works of art, historical treasures, or other similar assets for financial gain, provide the following amounts required to be reported under FASB ASC 958 relating to these items: a Revenue included on Form 990, Part VIII, line 1 b Assets included in Form 990, Part X

LHA For Paperwork Reduction Act Notice, see the Instructions for Form 990. Schedule D (Form 990) 2023



Part III Organizations Maintaining Collections of Art, Historical Treasures, or Other Similar Assets (continued)

- 3 Using the organization's acquisition, accession, and other records, check any of the following that make significant use of its collection items (check all that apply).
a Public exhibition
b Scholarly research
c Preservation for future generations
d Loan or exchange program
e Other
4 Provide a description of the organization's collections and explain how they further the organization's exempt purpose in Part XIII.
5 During the year, did the organization solicit or receive donations of art, historical treasures, or other similar assets to be sold to raise funds rather than to be maintained as part of the organization's collection?

Part IV Escrow and Custodial Arrangements Complete if the organization answered "Yes" on Form 990, Part IV, line 9, or reported an amount on Form 990, Part X, line 21.

- 1a Is the organization an agent, trustee, custodian, or other intermediary for contributions or other assets not included on Form 990, Part X?
b If "Yes," explain the arrangement in Part XIII and complete the following table:
Table with columns: Amount, 1c Beginning balance, 1d Additions during the year, 1e Distributions during the year, 1f Ending balance
2a Did the organization include an amount on Form 990, Part X, line 21, for escrow or custodial account liability?
b If "Yes," explain the arrangement in Part XIII. Check here if the explanation has been provided in Part XIII

Part V Endowment Funds Complete if the organization answered "Yes" on Form 990, Part IV, line 10.

Table with 6 columns: (a) Current year, (b) Prior year, (c) Two years back, (d) Three years back, (e) Four years back. Rows include: 1a Beginning of year balance, b Contributions, c Net investment earnings, gains, and losses, d Grants or scholarships, e Other expenditures for facilities and programs, f Administrative expenses, g End of year balance.

- 2 Provide the estimated percentage of the current year end balance (line 1g, column (a)) held as:
a Board designated or quasi-endowment %
b Permanent endowment %
c Term endowment %
The percentages on lines 2a, 2b, and 2c should equal 100%.
3a Are there endowment funds not in the possession of the organization that are held and administered for the organization by:
(i) Unrelated organizations?
(ii) Related organizations?
b If "Yes" on line 3a(ii), are the related organizations listed as required on Schedule R?
4 Describe in Part XIII the intended uses of the organization's endowment funds.

Part VI Land, Buildings, and Equipment Complete if the organization answered "Yes" on Form 990, Part IV, line 11a. See Form 990, Part X, line 10.

Table with 5 columns: (a) Cost or other basis (investment), (b) Cost or other basis (other), (c) Accumulated depreciation, (d) Book value. Rows include: 1a Land, b Buildings, c Leasehold improvements, d Equipment, e Other.

Total. Add lines 1a through 1e. (Column (d) must equal Form 990, Part X, line 10c, column (B)) 0.

**Part VII Investments - Other Securities**

Complete if the organization answered "Yes" on Form 990, Part IV, line 11b. See Form 990, Part X, line 12.

(a) Description of security or category (including name of security)	(b) Book value	(c) Method of valuation: Cost or end-of-year market value
(1) Financial derivatives .....		
(2) Closely held equity interests .....		
(3) Other .....		
(A)		
(B)		
(C)		
(D)		
(E)		
(F)		
(G)		
(H)		
<b>Total.</b> (Col. (b) must equal Form 990, Part X, line 12, col. (B))		

**Part VIII Investments - Program Related.**

Complete if the organization answered "Yes" on Form 990, Part IV, line 11c. See Form 990, Part X, line 13.

(a) Description of investment	(b) Book value	(c) Method of valuation: Cost or end-of-year market value
(1)		
(2)		
(3)		
(4)		
(5)		
(6)		
(7)		
(8)		
(9)		
<b>Total.</b> (Col. (b) must equal Form 990, Part X, line 13, col. (B))		

**Part IX Other Assets**

Complete if the organization answered "Yes" on Form 990, Part IV, line 11d. See Form 990, Part X, line 15.

(a) Description	(b) Book value
(1) RESERVE FUND DEPOSIT	2,000.
(2) DUE FROM MEMBERS FOR THE CALORNIA MERCURY THERMOSTAT	
(3) COLLECTION ACT OF 2021	298,866.
(4)	
(5)	
(6)	
(7)	
(8)	
(9)	
<b>Total.</b> (Column (b) must equal Form 990, Part X, line 15, col. (B))	300,866.

**Part X Other Liabilities**

Complete if the organization answered "Yes" on Form 990, Part IV, line 11e or 11f. See Form 990, Part X, line 25.

1. (a) Description of liability	(b) Book value
(1) Federal income taxes	
(2)	
(3)	
(4)	
(5)	
(6)	
(7)	
(8)	
(9)	
<b>Total.</b> (Column (b) must equal Form 990, Part X, line 25, col. (B))	

2. Liability for uncertain tax positions. In Part XIII, provide the text of the footnote to the organization's financial statements that reports the organization's liability for uncertain tax positions under FASB ASC 740. Check here if the text of the footnote has been provided in Part XIII ...

**Part XI Reconciliation of Revenue per Audited Financial Statements With Revenue per Return**

Complete if the organization answered "Yes" on Form 990, Part IV, line 12a.

<b>1</b>	Total revenue, gains, and other support per audited financial statements .....	<b>1</b>	4,278,036.
<b>2</b>	Amounts included on line 1 but not on Form 990, Part VIII, line 12:		
<b>a</b>	Net unrealized gains (losses) on investments .....	<b>2a</b>	
<b>b</b>	Donated services and use of facilities .....	<b>2b</b>	
<b>c</b>	Recoveries of prior year grants .....	<b>2c</b>	
<b>d</b>	Other (Describe in Part XIII.) .....	<b>2d</b>	
<b>e</b>	Add lines <b>2a</b> through <b>2d</b> .....	<b>2e</b>	0.
<b>3</b>	Subtract line <b>2e</b> from line <b>1</b> .....	<b>3</b>	4,278,036.
<b>4</b>	Amounts included on Form 990, Part VIII, line 12, but not on line 1:		
<b>a</b>	Investment expenses not included on Form 990, Part VIII, line 7b .....	<b>4a</b>	
<b>b</b>	Other (Describe in Part XIII.) .....	<b>4b</b>	
<b>c</b>	Add lines <b>4a</b> and <b>4b</b> .....	<b>4c</b>	0.
<b>5</b>	Total revenue. Add lines <b>3</b> and <b>4c</b> . (This must equal Form 990, Part I, line 12.) .....	<b>5</b>	4,278,036.

**Part XII Reconciliation of Expenses per Audited Financial Statements With Expenses per Return**

Complete if the organization answered "Yes" on Form 990, Part IV, line 12a.

<b>1</b>	Total expenses and losses per audited financial statements .....	<b>1</b>	3,090,778.
<b>2</b>	Amounts included on line 1 but not on Form 990, Part IX, line 25:		
<b>a</b>	Donated services and use of facilities .....	<b>2a</b>	
<b>b</b>	Prior year adjustments .....	<b>2b</b>	
<b>c</b>	Other losses .....	<b>2c</b>	
<b>d</b>	Other (Describe in Part XIII.) .....	<b>2d</b>	
<b>e</b>	Add lines <b>2a</b> through <b>2d</b> .....	<b>2e</b>	0.
<b>3</b>	Subtract line <b>2e</b> from line <b>1</b> .....	<b>3</b>	3,090,778.
<b>4</b>	Amounts included on Form 990, Part IX, line 25, but not on line 1:		
<b>a</b>	Investment expenses not included on Form 990, Part VIII, line 7b .....	<b>4a</b>	
<b>b</b>	Other (Describe in Part XIII.) .....	<b>4b</b>	
<b>c</b>	Add lines <b>4a</b> and <b>4b</b> .....	<b>4c</b>	0.
<b>5</b>	Total expenses. Add lines <b>3</b> and <b>4c</b> . (This must equal Form 990, Part I, line 18.) .....	<b>5</b>	3,090,778.

**Part XIII Supplemental Information**

Provide the descriptions required for Part II, lines 3, 5, and 9; Part III, lines 1a and 4; Part IV, lines 1b and 2b; Part V, line 4; Part X, line 2; Part XI, lines 2d and 4b; and Part XII, lines 2d and 4b. Also complete this part to provide any additional information.

**PART X, LINE 2:**

TRC IS EXEMPT FROM INCOME TAXES ON ITS EXEMPT ACTIVITIES UNDER SECTION 501 (C) (6) OF THE INTERNAL REVENUE CODE. TRC FOLLOWS ACCOUNTING STANDARDS FOR DEALING WITH UNCERTAINTY IN ACCOUNTING FOR INCOME TAX PROVISIONS. TRC HAS DETERMINED THAT IT DOES NOT HAVE ANY MATERIAL UNRECOGNIZED TAX BENEFITS OR OBLIGATIONS AS OF DECEMBER 31, 2023. YEARS ENDING ON OR AFTER DECEMBER 31, 2020 REMAIN SUBJECT TO EXAMINATION BY FEDERAL AND STATE TAX AUTHORITIES.

**SCHEDULE O  
(Form 990)**

Department of the Treasury  
Internal Revenue Service

**Supplemental Information to Form 990 or 990-EZ**

Complete to provide information for responses to specific questions on  
Form 990 or 990-EZ or to provide any additional information.  
Attach to Form 990 or Form 990-EZ.  
Go to [www.irs.gov/Form990](http://www.irs.gov/Form990) for the latest information.

OMB No. 1545-0047

**2023**

Open to Public  
Inspection

Name of the organization

THERMOSTAT RECYCLING CORPORATION

Employer identification number

54-1830284

FORM 990, PART VI, SECTION A, LINE 3:

THE ASSOCIATION APPOINTED KELLEN MANAGEMENT AS ITS AGENT TO CONDUCT THE  
MANAGEMENT OF THE ASSOCIATION IN ALL ASPECTS TO INCLUDE GENERAL ACTIVITIES,  
BOARD AND COMMITTEE SUPPORT, FINANCIAL MANAGEMENT, TECHNOLOGY AND WEBSITE  
MANAGEMENT, MARKETING AND COMMUNICATIONS, PROGRAM MANAGEMENT, AND  
REGULATORY COMPLIANCE.

FORM 990, PART VI, SECTION A, LINE 6:

INITIAL MEMBERS OF THIS CORPORATION SHALL BE WHITE-RODGERS CORPORATION AND  
HONEYWELL INC. EACH SUCH CORPORATION SHALL BE DEEMED AN ORIGINAL MEMBER OF  
THE CORPORATION, AND ALL CORPORATIONS MAY BE REFERRED TO COLLECTIVELY IN  
THE BY-LAWS AS THE ORIGINAL MEMBERS.

FROM TIME TO TIME, THE BOARD OF DIRECTORS MAY INVITE OTHER THERMOSTAT  
MANUFACTURERS TO PARTICIPATE AS MEMBERS IN THE CORPORATION. SUCH A  
CORPORATION SHALL BECOME A MEMBER ONLY UPON PAYMENT OF FEES AS PROVIDED  
UNDER ARTICLE VII OF THE BY-LAWS.

FORM 990, PART VI, SECTION A, LINE 7A:

THERE SHALL BE A NOMINATING COMMITTEE OF THE BOARD OF DIRECTORS, WHICH  
SHALL CONSIST OF THREE DIRECTORS, ALL OF WHOM ARE EMPLOYED BY ORIGINAL  
MEMBERS. ONE MONTH PRIOR TO THE ANNUAL MEETING OF THE CORPORATION, THE  
NOMINATING COMMITTEE SHALL APPROVE A SLATE OF NOMINEES MEETING THE  
QUALIFICATIONS SET FORTH IN SECTION 2 TO BE SUBMITTED TO THE MEMBERS FOR  
ELECTION AT THE ANNUAL MEETING.

Name of the organization THERMOSTAT RECYCLING CORPORATION	Employer identification number 54-1830284
--	--

FORM 990, PART VI, SECTION B, LINE 11B:

A COPY OF FORM 990 IS PROVIDED TO ALL GOVERNING MEMBERS BEFORE IT IS FILED.  
 A REASONABLE AMOUNT OF TIME IS ALLOWED FOR THE GOVERNING MEMBERS TO REVIEW  
 THE FORM 990 AND PROVIDE COMMENTS.

FORM 990, PART VI, SECTION C, LINE 19:

TRC MAKES ITS GOVERNING DOCUMENTS, CONFLICT OF INTEREST POLICY, AND  
 FINANCIAL STATEMENTS AVAILABLE TO THE PUBLIC UPON REQUEST (VIA E-MAIL OR  
 MAIL).

FORM 990, PART XII, LINE 2C

THE PROCESS HAS NOT CHANGED FROM THE PRIOR YEAR. THE BOARD OF  
 DIRECTORS ASSUME OVERSIGHT RESPONSIBILITY FOR THE AUDIT.



Department of the Treasury Internal Revenue Service

Go to www.irs.gov/Form4562 for instructions and the latest information.

Attach to your tax return.

Name(s) shown on return

Business or activity to which this form relates

Identifying number

THERMOSTAT RECYCLING CORPORATION

FORM 990 PAGE 10

54-1830284

Part I Election To Expense Certain Property Under Section 179 Note: If you have any listed property, complete Part V before you complete Part I.

Table with 5 main rows for Section 179 election. Line 1: 1,160,000. Line 2: Total cost. Line 3: 2,890,000. Line 4: Reduction in limitation. Line 5: Dollar limitation. Line 6-7: Description and cost of property. Line 8: Total elected cost. Line 9: Tentative deduction. Line 10: Carryover. Line 11: Business income limitation. Line 12: Section 179 expense deduction. Line 13: Carryover to 2024.

Note: Don't use Part II or Part III below for listed property. Instead, use Part V.

Part II Special Depreciation Allowance and Other Depreciation (Don't include listed property.)

Table with 3 rows for Special Depreciation Allowance. Line 14: Special depreciation allowance. Line 15: Property subject to section 168(f)(1) election. Line 16: Other depreciation (including ACRS).

Part III MACRS Depreciation (Don't include listed property. See instructions.)

Section A

Table with 2 rows for MACRS Deductions. Line 17: MACRS deductions for assets placed in service in tax years beginning before 2023. Line 18: Check box for grouping assets.

Section B - Assets Placed in Service During 2023 Tax Year Using the General Depreciation System

Table with 7 columns: (a) Classification of property, (b) Month and year placed in service, (c) Basis for depreciation, (d) Recovery period, (e) Convention, (f) Method, (g) Depreciation deduction. Rows include 3-year, 5-year, 7-year, 10-year, 15-year, 20-year, 25-year, Residential rental property, and Nonresidential real property.

Section C - Assets Placed in Service During 2023 Tax Year Using the Alternative Depreciation System

Table with 7 columns: (a) Class life, (b) Month and year placed in service, (c) Basis for depreciation, (d) Recovery period, (e) Convention, (f) Method, (g) Depreciation deduction. Rows include 12-year, 30-year, and 40-year class lives.

Part IV Summary (See instructions.)

Table with 3 rows for Summary. Line 21: Listed property amount. Line 22: Total amount (0). Line 23: Portion of basis attributable to section 263A costs.

Part V Listed Property (Include automobiles, certain other vehicles, certain aircraft, and property used for entertainment, recreation, or amusement.)

Note: For any vehicle for which you are using the standard mileage rate or deducting lease expense, complete only 24a, 24b, columns (a) through (c) of Section A, all of Section B, and Section C if applicable.

Section A - Depreciation and Other Information (Caution: See the instructions for limits for passenger automobiles.)

24a Do you have evidence to support the business/investment use claimed? Yes No 24b If "Yes," is the evidence written? Yes No

Table with 9 columns: (a) Type of property, (b) Date placed in service, (c) Business/investment use percentage, (d) Cost or other basis, (e) Basis for depreciation, (f) Recovery period, (g) Method/Convention, (h) Depreciation deduction, (i) Elected section 179 cost.

25 Special depreciation allowance for qualified listed property placed in service during the tax year and used more than 50% in a qualified business use 25

26 Property used more than 50% in a qualified business use: Table with 9 columns for percentage and cost.

27 Property used 50% or less in a qualified business use: Table with 9 columns for percentage and S/L.

28 Add amounts in column (h), lines 25 through 27. Enter here and on line 21, page 1 28

29 Add amounts in column (i), line 26. Enter here and on line 7, page 1 29

Section B - Information on Use of Vehicles

Complete this section for vehicles used by a sole proprietor, partner, or other "more than 5% owner," or related person. If you provided vehicles to your employees, first answer the questions in Section C to see if you meet an exception to completing this section for those vehicles.

Table for Section B with 6 columns (a-f) for Vehicle 1-6 and rows 30-36 for miles driven and availability questions.

Section C - Questions for Employers Who Provide Vehicles for Use by Their Employees

Answer these questions to determine if you meet an exception to completing Section B for vehicles used by employees who aren't more than 5% owners or related persons.

Table for Section C with 2 columns (Yes/No) and rows 37-41 for policy and use questions.

Note: If your answer to 37, 38, 39, 40, or 41 is "Yes," don't complete Section B for the covered vehicles.

Part VI Amortization

Table for Part VI with 6 columns: (a) Description of costs, (b) Date amortization begins, (c) Amortizable amount, (d) Code section, (e) Amortization period or percentage, (f) Amortization for this year.

24 Amortization of costs that begins during your 2023 tax year: Table with 6 columns.

43 Amortization of costs that began before your 2023 tax year STMT 1 43 40,325.

44 Total. Add amounts in column (f). See the instructions for where to report 44 40,325.



FORM 4562

PART VI - AMORTIZATION

STATEMENT 1

(A) DESCRIPTION OF COSTS	(B) DATE BEGAN	(C) AMORT. AMOUNT	(D) CODE SECT.	(E) LIFE/ RATE	(F) ACCUM. AMORT.	(G) AMORT. THIS YR.
FIRST PIER	01/01/19	159,960.		60M	127,968.	31,992.
WEBSITE	04/01/21	25,000.		36M	14,583.	8,333.
TOTAL TO FORM 4562, LINE 43						40,325.

**Connecticut**  
**2024 Miss You Calls**

Location Type	Account	Location Name	Street	City	State	Zip Code	Subject	Activity Date
HVAC Contractor	C-Tech Solar	C-Tech Solar	1 Griffin Rd South	Bloomfield	CT	06002	Miss You Call	3/6/2024
HVAC Contractor	M & O Corporation	M & O Corporation	164 ALEX STREET	BRIDGEPORT	CT	06607	Miss You Call	3/20/2024
HVAC Contractor	Santa Fuel	Santa Fuel	154 ADMIRAL ST.	BRIDGEPORT	CT	06605	Miss You Call	3/20/2024
HVAC Contractor	Standard Oil Of Ct	Standard Oil Of Ct	299 Bishop Avenue	Bridgeport	CT	06610	Miss You Call	3/25/2024
Wholesaler	Sid Harvey	Sid Harvey Industries	41C Eagle Road	DANBURY	CT	06810	Miss You Call	3/20/2024
HVAC Contractor	Automatic Tlc	Automatic Tlc	64 Oakland Avenue	East Hartford	CT	06108	Miss You Call	3/20/2024
Wholesaler	R. E. Michel Co.	R.E. Michel Company, Inc	91 PRESTIGE PARK CIRCLE, UNIT 4	EAST HARTFORD	CT	06108	Miss You Call	3/20/2024
HVAC Contractor	Wj Dornfield Co LLC	Wj Dornfield Co LLC	78 Saltonstall Pkwy	East Haven	CT	06512	Miss You Call	3/6/2024
HVAC Contractor	Viglione Heating And Cooling	Viglione Heating And Cooling	259 Commerce St	East Haven	CT	06512	Miss You Call	3/6/2024
HVAC Contractor	Laplaca Oil & Propane	Laplaca Oil & Propane	498 North Street	Goshen	CT	06756	Miss You Call	3/6/2024
HVAC Contractor	Beacon Mechanical Service	Beacon Mechanical Service	12 Mechanicsville Rd	Granby	CT	06035	Miss You Call	3/11/2024
Wholesaler	The Granite Group	The Granite Group	1425 GOLD STAR HIGHWAY	Groton	CT	06340	Miss You Call	3/25/2024
Wholesaler	Thames Valley Winnelson	Thames Valley Winnelson	975 North Road	Groton	CT	06340	Miss You Call	3/25/2024
HVAC Contractor	Mechanical Heating And Plumbing	Mechanical Heating And Plumbing	52 Crestway	Hamden	CT	06514	Miss You Call	3/11/2024
Wholesaler	Robinson Supply Co	Robinson Supply Co	226 Prestige Parkway	Hartford	CT	06108	Miss You Call	3/6/2024
HHW	Town Of Killingworth	Town Of Killingworth	323 Route 81	Killingworth	CT	06419	Miss You Call	3/11/2024
Wholesaler	Portland Winair Co.	Portland Winair Co.	70 Tuttle Road	Middletown	CT	06457	Miss You Call	3/25/2024
Wholesaler	Johnstone Supply	Johnstone Supply Co	21 SHADY STREET	MILFORD	CT	06460	Miss You Call	3/20/2024
HVAC Contractor	Solarcity	Solarcity	200 Cascade Boulevard	Milford	CT	06460	Miss You Call	3/6/2024
HVAC Contractor	Climate Engineering Commercial Services	Climate Engineering Commercial Services	922 Bridgeport Ave	Milford	CT	06460	Miss You Call	3/11/2024
HVAC Contractor	Coastal Inc	Coastal Inc	14 Marion Ave	Milford	CT	06460	Miss You Call	3/11/2024
HVAC Contractor	Environmental Engineering Inc	Environmental Engineering Inc	100 Old Gate Lane	Milford	CT	06460	Miss You Call	3/11/2024
Wholesaler	Torrco	Torrco	87 Union Street	New Haven	CT	06511	Miss You Call	3/25/2024
HVAC Contractor	Enterprise Plumbing And Heating	Enterprise Plumbing And Heating	801 State Street	New Haven	CT	06511	Miss You Call	3/11/2024
Wholesaler	United Refrigeration	United Refrigeration 48	190 Wallace Street	New Haven	CT	06511	Miss You Call	3/25/2024
HVAC Contractor	Htg Oil Ptnr Ddcl Energy	Htg Oil Ptnr Ddcl Energy	410 BANK ST	NEW LONDON	CT	06360	Miss You Call	3/11/2024
Wholesaler	Bell Simons	The Bell Pump Company	91 CRYSTAL AVENUE	NEW LONDON	CT	06320	Miss You Call	3/25/2024
HVAC Contractor	Jp Salmimi Co	Jp Salmimi Co	2 Dwight St	North Haven	CT	06473-1139	Miss You Call	3/11/2024
Wholesaler	R. E. Michel Co.	R.E. Michel Company, Inc	23 PERRY AVENUE	NORWALK	CT	06850	Miss You Call	3/20/2024
HVAC Contractor	Anthony Caruso Plumbing	Anthony Caruso Plumbing	25 Perry Ave	Norwalk	CT	06850	Miss You Call	3/11/2024
HVAC Contractor	Saucier Mechanical Services	Saucier Mechanical Services	148 Norton Street	Plantsville	CT	06479	Miss You Call	3/11/2024
HVAC Contractor	Valley Oil	Valley Oil - HOP Energy	36 BROWNSTONE AVE.	PORTLAND	CT	06480	Miss You Call	3/25/2024
Wholesaler	The Granite Group	The Granite Group	71 - 81 FRONT ST	PUTNAM	CT	06260	Miss You Call	3/25/2024
HVAC Contractor	Solarcity	Solarcity	714 Brook St.	Rocky Hill	CT	06067	Miss You Call	3/6/2024
Wholesaler	Shelton Winair Co.,	Shelton Winair Co.,	10 Mountain View Drive	SHELTON	CT	06484	Miss You Call	3/20/2024
HVAC Contractor	A. E. Olsen Company	A. E. Olsen Company	1257 Southford Rd.	Southbury	CT	06488	Miss You Call	3/11/2024
HHW	City of Stamford - Katrina Mygatt Recycling Center	City of Stamford - Katrina Mygatt Recycling Center	130 Magee Ave.	Stamford	CT	06902	Miss You Call	3/6/2024
Wholesaler	Abco Hvacr Supply	Abco Hvacr Supply-Stamford	198 LAWN AVE.	STAMFORD	CT	06902	Miss You Call	3/20/2024
Wholesaler	F.W. Webb	Fw Webb	200 Richmond Hill Ave.	Stamford	CT	06902	Miss You Call	3/6/2024
Wholesaler	Bell Simons	The Bell Pump Company	20 VICTORY STREET	STAMFORD	CT	06902	Miss You Call	3/25/2024
HVAC Contractor	Air Solutions Heating And Cooling	Air Solutions Heating And Cooling	430 Fairfield Avenue	Stamford	CT	06902	Miss You Call	3/11/2024
HVAC Contractor	C & C Service LLC	C & C Service LLC	17 Davenport Street	Stamford	CT	06902	Miss You Call	3/11/2024
HVAC Contractor	Airtech Stamford	Airtech Stamford	21 Anthony Street	Stamford	CT	06902	Miss You Call	3/11/2024
HVAC Contractor	Putnam Plumbing And Heating	Putnam Plumbing And Heating	52 Dyke Lane	Stamford	CT	06902	Miss You Call	3/11/2024
HVAC Contractor	Tarzia Plumbing And Heating	Tarzia Plumbing And Heating	1455 Newfield Avenue	Stamford	CT	06902	Miss You Call	3/11/2024
Wholesaler	Johnstone Supply	Johnstone Supply Co	156 MAGEE AVENUE	STANFORD	CT	06902	Miss You Call	3/11/2024
HVAC Contractor	Environmental Control, Inc.	Environmental Control, Inc.	1265 WOODEND ROAD	STRATFORD	CT	06615	Miss You Call	3/6/2024
Wholesaler	Tower Equipment Co Inc	Tower Equipment Co Inc	1320 WEST BROAD ST	STRATFORD	CT	06615	Miss You Call	3/25/2024
Wholesaler	R. E. Michel Co.	Re Michel Co Inc.	840 ACCESS ROAD	STRATFORD	CT	06615	Miss You Call	3/20/2024
Wholesaler	Sid Harvey	Sid Harvey Industries	1935 Stratford Ave.	STRATFORD	CT	06615	Miss You Call	3/20/2024
Retailer	Montville Hardware	Montville Hardware	907 RT 32	UNCASVILLE	CT	06382	Miss You Call	3/20/2024
HVAC Contractor	Superior Mechanical Systems Inc	Superior Mechanical Systems Inc	126 S Turnpike Road	Wallingford	CT	06492	Miss You Call	3/11/2024
Wholesaler	Torrington Supply	Torrington Supply	100 N. ELM STREET	WATERBURY	CT	06723	Miss You Call	3/25/2024
HHW	Town Of Watertown	Town Of Watertown	91 Burton Street	Watertown	CT	06795	Miss You Call	3/25/2024
Wholesaler	Plimpton & Hills Corp	Plimpton & Hills Corp	195 Dexter Ave	West Hartford	CT	06110	Miss You Call	3/6/2024
HVAC Contractor	Aiello Home Services	Aiello Home Services	600 Old County Circle	Windsor Locks	CT	06096	Miss You Call	3/11/2024
HVAC Contractor	Cmc Energy Services	Cmc Energy Services	60 Old Church Street	Yalesville	CT	06492	Miss You Call	3/6/2024

**Connecticut  
2024 Site Visits**

Location Type	Account	Location Name	Street	City	State	Zip Code	Subject	Activity Date
Wholesaler	New Britain Supply	New Britain Supply	154 Woodlawn Road	Berlin	CT	06037	Site Visit	3/19/2024
Wholesaler	Modern Plumbing Supply	Modern Plumbing Supply	152 Berlin Turnpike	Berlin	CT	06037	Site Visit	3/18/2024
Wholesaler	Branford Winnelson	Branford Winnelson	22 McDermott Road	Branford	CT	06405	Site Visit	3/20/2024
HVAC Contractor	James J. Rybczyk Plumbing	James J. Rybczyk Plumbing	45 Palmor PI	Bristol	CT	06010	Site Visit	3/19/2024
Wholesaler	R. E. Michel Co.	R.E. Michel Company, Inc	91 PRESTIGE PARK CIRCLE, UNIT 4	EAST HARTFORD	CT	06108	Site Visit	3/22/2024
HVAC Contractor	J And B	J And B	89 Church	East Hartford	CT	06108	Site Visit	3/21/2024
HVAC Contractor	L.K. Sheet Metal	L.K. Sheet Metal	35 Wrobel Place	East Hartford	CT	06108	Site Visit	3/18/2024
HVAC Contractor	Pipeology LLC	Pipeology LLC	131 Leeder Hill Dr	Hamden	CT	06517	Site Visit	3/20/2024
Wholesaler	B&F Johnstone Supply	Johnstone Supply	255 Locust Street	Hartford	CT	06114	Site Visit	3/22/2024
Wholesaler	Trane	Trane Supply	485 Ledyard Street	Hartford	CT	06114	Site Visit	3/21/2024
Wholesaler	Plimpton & Hills Corp	Plimpton & Hills Corp	2 Brainard Road	Hartford	CT	06114	Site Visit	3/22/2024
Wholesaler	Bell Simons	Bell Simon Co.	319 MURPHY ROAD	HARTFORD	CT	06114	Site Visit	3/21/2024
HVAC Contractor	All State Fire	All State Fire	110 Murphy	Hartford	CT	06114	Site Visit	3/19/2024
HVAC Contractor	Crest Mechanical	Crest Mechanical	41 Walnut Street	Hartford	CT	06120	Site Visit	3/21/2024
HVAC Contractor	Macca Plumbing	Macca Plumbing	284 Locust Street	Hartford	CT	06114	Site Visit	3/18/2024
Wholesaler	Plimpton & Hills Corp	Plimpton & Hills Corp.	401 New State Road	Manchester	CT	06040	Site Visit	3/22/2024
Wholesaler	Manchester Winnelson	Manchester Winnelson	160 Hartford Road	Manchester	CT	06040	Site Visit	3/18/2024
HVAC Contractor	Action Air Systems	Action Air Systems	131 Adams St	Manchester	CT	06042	Site Visit	3/18/2024
HVAC Contractor	Aire Tech Mechanical	Aire Tech Mechanical	150 Batson	Manchester	CT	06042	Site Visit	3/18/2024
HVAC Contractor	M & R Heating, Cooling, And Reprigeration	M & R Heating, Cooling, And Reprigeration	1050 Bridgeport Ave	Milford	CT	06460	Site Visit	3/21/2024
HVAC Contractor	Link Mechanical	Link Mechanical	34 Walnut Street	New Britain	CT	06051	Site Visit	3/18/2024
Wholesaler	Goodman Distribution	Goodman Distribution - New Haven	50 Ives Place	New Haven	CT	06511	Site Visit	3/22/2024
Wholesaler	Star Supply Company	Star Supply Company	118 GANDO DRIVE	NEW HAVEN	CT	06513	Site Visit	3/20/2024
Wholesaler	F.W. Webb	Fw Webb	650 Ella T Grasso Blvd	New Haven	CT	06519	Site Visit	3/21/2024
HVAC Contractor	Buckingham Routh Co.	Buckingham Routh Co.	20 Goodwin Street	New Haven	CT	06512	Site Visit	3/20/2024
Wholesaler	United Refrigeration	United Refrigeration 48	190 Wallace Street	New Haven	CT	06511	Site Visit	3/20/2024
Wholesaler	Watsco	Carrier Enterprise	185 Wallace Street	New Haven	CT	06511	Site Visit	3/20/2024
HVAC Contractor	Jp Salmi Co	Jp Salmi Co	2 Dwight St	North Haven	CT	06473-1139	Site Visit	3/20/2024
HVAC Contractor	Nero A/C	Nero A C & Heating Inc.	334 State Street	North Haven	CT	06473	Site Visit	3/21/2024
HVAC Contractor	Sullivan, Donald And Sons Plumbing	Sullivan, Donald And Sons Plumbing	980 S Main Street	Plantsville	CT	06479	Site Visit	3/19/2024
Wholesaler	Mitchell Fuel Co. Inc.	Mitchell Fuel Co. Inc.	1209 Sullivan Ave.	South Windsor	CT	06074	Site Visit	3/18/2024
HVAC Contractor	Glasco Heating	Glasco Heating	56 Glendale	South Windsor	CT	06074	Site Visit	3/21/2024
HVAC Contractor	Woodcock Refrigeration	Woodcock Refrigeration	30 Kennedy Road	South Windsor	CT	06074	Site Visit	3/18/2024
HVAC Contractor	Air Temp Mechanical Services	Air Temp Mechanical Services	360 Captain Lewis Dr	Southington	CT	06489	Site Visit	3/21/2024
Wholesaler	Plimpton & Hills Corp	Plimpton & Hills Corp.	148 South Colony Drive	Wallingford	CT	06492	Site Visit	3/21/2024
Wholesaler	Watsco	Carrier Enterprise (Homans Associates)	2 Northrop IND. Park Road	Wallingford	CT	06492	Site Visit	3/20/2024
Wholesaler	Sid Harvey	Sid Harvey Industries	278 RAILROAD HILL ST	WATERBURY	CT	06708	Site Visit	3/22/2024
Wholesaler	F.W. Webb	Fw Webb Company	737 Bank St.	Waterbury	CT	06708	Site Visit	3/22/2024
Wholesaler	Plimpton & Hills Corp	Plimpton & Hills Corp	183 Dexter Avenue	West Hartford	CT	06110	Site Visit	3/19/2024
HVAC Contractor	Mare C Heating	Mare C Heating	12 Jansen Ct	West Hartford	CT	06110	Site Visit	3/18/2024

**Connecticut**  
**2024 Collection Location Summary Report**

Bin Bar Code	Status	Location Type	Account: TRC Account Name	Name	Street	City	State	Zip Code	Contact Phone	Return Date	Number of Loose Switches	Number of Mercury Thermostats	Total Mercury Volume (lbs.)
M18454	Active	Wholesaler	Modern Plumbing Supply	Modern Plumbing Supply	152 Berlin Turnpike	Berlin	CT	06037		9/13/2024	0	4	0.0248
	Active	Wholesaler	New Britain Supply	New Britain Supply	154 Woodlawn Road	Berlin	CT	06037	860-229-3743				
	Active	Wholesaler	New Britain Supply	New Britain Supply	154 Woodlawn Road	Berlin	CT	06037	860-229-3743				
	Active	Wholesaler	New Britain Supply	New Britain Supply	154 Woodlawn Road	Berlin	CT	06037	860-229-3743				
	Active	Wholesaler	New Britain Supply	New Britain Supply	154 Woodlawn Road	Berlin	CT	06037	860-229-3743				
M18257	Active	Wholesaler	Plimpton & Hills Corp	Plimpton & Hills Corp.	101 Massirio Dr.	Berlin	CT	06037	860-229-2076	1/2/2024	0	125	0.8122
	Active	HVAC Contractor	Adolf Krueger	Adolf Krueger	34 Stony Hill Rd	Bethel	CT	06801					
	Active	HVAC Contractor	C-Tech Solar	C-Tech Solar	1 Griffin Rd South	Bloomfield	CT	06002	860-580-7174				
	Inactive	HVAC Contractor	Pro-Mech, Inc	Pro-Mech, Inc	102d Filley St	Bloomfield	CT	06002	860-243-3952				
	Prospective	Wholesaler	Zohoplacelholder	Independent Pipe & Supply Corp	7 Old Windsor Road A	Bloomfield	CT	6002					
	Active	Wholesaler	Branford Winnelson	Branford Winnelson	22 McDermott Road	Branford	CT	06405	(203) 483-7216				
	Active	HVAC Contractor	Controlled Air, Inc	Controlled Air, Inc	21 Thompson Rd	Branford	CT	06405					
	Active	HHW	Town Of Branford	Town Of Branford	747 East Main St.	Branford	CT	06405	(203) 315-0622				
	Prospective	Wholesaler	Zohoplacelholder	Knightsbridge Co.	17 McDermott Road	Branford	CT	6405					
	Active	HVAC Contractor	Alliance Heating And Air	Alliance Heating And Air	25 Brookfield Ave	Bridgeport	CT	06610					
	Inactive	Wholesaler	B. Lipnick Supply Co., Inc.	B. Lipnick Supply Co., Inc.	2016 Main Street	Bridgeport	CT	06604	203-334-6191				
	Active	Wholesaler	Bell Simons	Bell Simons Co.	805 Wood Ave	Bridgeport	CT	06604	203-335-5569				
	Active	Wholesaler	Bell Simons	Bell Simons Co.	805 Wood Ave	Bridgeport	CT	06604	203-335-5569				
	Inactive	Wholesaler	B Lipnick Supply Co.	B Lipnick Supply Co.	2016 Main Street	Bridgeport	CT	06604					
	Active	HHW	City Of Bridgeport, Department Of Public	City Of Bridgeport, Department Of Public	999 BROAD ST	BRIDGEPORT	CT	06604	203-576-7124				
	Active	HHW	City Of Bridgeport, Department Of Public	City Of Bridgeport, Department Of Public	999 BROAD ST	BRIDGEPORT	CT	06604	203-576-7124				
	Active	HVAC Contractor	Custom Air Systems	Custom Air Systems	765 Housatonic Ave	Bridgeport	CT	06604					
	Active	HVAC Contractor	M & O Corporation	M & O Corporation	164 ALEX STREET	BRIDGEPORT	CT	06607	203-367-4292				
	Inactive	Wholesaler	New England Heating Supply	New England Heating Supply	805 WOOD AVENUE	BRIDGEPORT	CT	06604	203-384-2909				
	Active	HVAC Contractor	Santa Fuel	Santa Fuel	154 ADMIRAL ST.	BRIDGEPORT	CT	06605	800-937-2682				
	Active	HVAC Contractor	Santa Fuel	Santa Fuel	154 ADMIRAL ST.	BRIDGEPORT	CT	06605	800-937-2682				
	Active	HVAC Contractor	Standard Oil Of Ct	Standard Oil Of Ct	299 Bishop Avenue	Bridgeport	CT	06610	203-337-3096				
	Prospective	Wholesaler	Zohoplacelholder	Raps Plumbing & Heating, Inc.	663 Reservoir Ave	Bridgeport	CT	6606					
M19658	Active	Wholesaler	Bristol Winnelson Co	Bristol Winnelson Co	95 Valley Street	Bristol	CT	06010	860-584-0224	6/20/2024	0	6	0.0372
	Active	Wholesaler	Bristol Winnelson Co	Bristol Winnelson Co	95 Valley Street	Bristol	CT	06010	860-584-0224				
	Inactive	HHW	City Of Bristol Department Of Public Works	City Of Bristol Solid Waste Transfer Station	685 Lake Avenue	Bristol	CT	06010	860-584-7798				
	Active	HHW	City Of Bristol Dept. Of Public Works	City Of Bristol Solid Waste Transfer Station	685 Lake Ave.	Bristol	CT	06010	(860) 550-3796				
	Active	HVAC Contractor	James J. Rybczyk Plumbing	James J. Rybczyk Plumbing	45 Palmor Pl	Bristol	CT	06010					
	Active	HVAC Contractor	The Shaffer Company	The Shaffer Company	242 Main Street	Bristol	CT	06010	860-583-1363				
	Prospective	Wholesaler	Zohoplacelholder	Elite Mechanical Contract	69 Park St	Bristol	CT	6010					
	Active	HHW	Housatonic Resources Recovery Authority	Housatonic Resources Recovery Authority	162 Whisconier Road	Brookfield	CT	06804	(203) 775-4539				
	Active	HHW	Housatonic Resources Recovery Authority	Housatonic Resources Recovery Authority	162 Whisconier Road	Brookfield	CT	06804	(203) 775-4539				
	Active	HHW	Housatonic Resources Recovery Authority	Housatonic Resources Recovery Authority	162 Whisconier Road	Brookfield	CT	06804	(203) 775-4539				
	Active	HVAC Contractor	Petro	Petro	125 Commerce Drive	Brookfield	CT	06804					
	Active	HVAC Contractor	Preferred Air Systems	Preferred Air Systems	105 Grays Bridge Rd	Brookfield	CT	06804-2612					
	Prospective	Wholesaler	Zohoplacelholder	All American Heating, Air Conditioning & P	934 Federal Rd	Brookfield	CT	6804					
	Active	HVAC Contractor	Valley Energy Co.	Valley Energy Co.	321 Albany TPKE	Canton	CT	06019	860-693-2401				
	Active	HVAC Contractor	Valley Energy Co.	Valley Energy Co.	321 Albany TPKE	Canton	CT	06019	860-693-2401				
	Active	HVAC Contractor	F.F. Hitchcock Company	F.F. Hitchcock Company	264 Sandbank Rd	Cheshire	CT	06492					
	Active	HVAC Contractor	Fire Protection Services	Fire Protection Services	1701 Highland Ave	Cheshire	CT	06410					
	Active	HVAC Contractor	White Bowman Plumbing And Heating	White Bowman Plumbing And Heating	266 Sandbank Rd	Cheshire	CT	06410					
	Active	HVAC Contractor	White Bowman Plumbing And Heating	White Bowman Plumbing And Heating	266 Sandbank Rd	Cheshire	CT	06410					
	Inactive	HVAC Contractor	Eastern Refrigeration	Eastern Refrigeration	275 Old Hartford Road	Colchester	CT	06415					
	Active	Wholesaler	The Granite Group	The Granite Group	464 SOUTH MAIN ST	Colchester	CT	06415	860-537-7600				
	Active	Wholesaler	The Granite Group	The Granite Group	464 SOUTH MAIN ST	Colchester	CT	06415	860-537-7600				
	Prospective	Wholesaler	Zohoplacelholder	Nutmeg Piping Service Inc	13 Homonick Rd	Colchester	CT	6415					
	Prospective	Wholesaler	Zohoplacelholder	P&D Mechanical	627 Old Harford Rd.	Colchester	CT	6415					
	Prospective	Wholesaler	Zohoplacelholder	Empire State Piping Co., Inc.	13 Homonick Rd	Colchester	CT						
	Prospective	Wholesaler	Zohoplacelholder	Atlantic Ventilating And Equipment Comp	125 Sebethe Dr.	Cromwell	CT	6416					
	Prospective	Wholesaler	Zohoplacelholder	Connecticut Temperature Controls, LLC	500 Corporate Row	Cromwell	CT						
	Active	HVAC Contractor	Carmine's Plumbing	Carmine's Plumbing	90 Sand Pit Road	Danbury	CT	06810					
	Active	HVAC Contractor	Landmark Air Systems	Landmark Air Systems	366 Kenosia Ave	Danbury	CT	06810					
	Active	Wholesaler	N&S Supply	N&S Supply	15 Starr Road	Danbury	CT	06810	203-791-9300				
	Active	Wholesaler	Plimpton & Hills Corp	Plimpton & Hills Corp.	11 Newtown Rd	Danbury	CT	06810	203-743-9221				
	Active	Wholesaler	Plimpton & Hills Corp	Plimpton & Hills Corp.	11 Newtown Rd	Danbury	CT	06810	203-743-9221				
	Active	Wholesaler	Plimpton & Hills Corp	Plimpton & Hills Corp.	11 Newtown Rd	Danbury	CT	06810	203-743-9221				
	Active	Wholesaler	Plimpton & Hills Corp	Plimpton & Hills Corp.	11 Newtown Rd	Danbury	CT	06810	203-743-9221				
	Active	Wholesaler	Sid Harvey	Sid Harvey Industries	41C Eagle Road	DANBURY	CT	06810	203-778-8888				
	Prospective	Wholesaler	Torrington Supply	Torrington Supply Co Inc	22 Shelter Rock Ln 13	Danbury	CT	6810					
	Prospective	Wholesaler	Zohoplacelholder	Klaiff's	11 Newtown Road	Danbury	CT	6810					
	Prospective	Wholesaler	Zohoplacelholder	The Otto Company	17 Beaver Brook Rd	Danbury	CT	6810					

**Connecticut  
2024 Collection Location Summary Report**

	Prospective	Wholesaler	Zohoplaceholder	Eastern Mechanical Services, Inc	3 Starr St	Danbury	CT	6810						
	Prospective	Wholesaler	Zohoplaceholder	B & D Supply Inc.	42 Mechanic St.	Danielson	CT	6239						
	Inactive	HVAC Contractor	Ddlc Energy	D.D.LC Energy		DAVIDSON	CT	06234						
	Active	Wholesaler	Plimpton & Hills Corp	Plimpton & Hills Corp.	210 East Canaan Road (Rt..44)	East Canaan	CT	06024	860-824-7942					
	Active	HVAC Contractor	Automatic Tlc	Automatic Tlc	64 Oakland Avenue	East Hartford	CT	06108	860-528-4328					
	Active	HVAC Contractor	Automatic Tlc	Automatic Tlc	64 Oakland Avenue	East Hartford	CT	06108	860-528-4328					
	Active	HVAC Contractor	Automatic Tlc	Automatic Tlc	64 Oakland Avenue	East Hartford	CT	06108	860-528-4328					
	Active	HVAC Contractor	Automatic Tlc	Automatic Tlc	64 Oakland Avenue	East Hartford	CT	06108	860-528-4328					
	Active	HVAC Contractor	Automatic Tlc	Automatic Tlc	64 Oakland Avenue	East Hartford	CT	06108	860-528-4328					
	Inactive	HVAC Contractor	Brothers Oil Company	Brothers Oil Company	486 School St.	East Hartford	CT	06108	860-289-9468					
	Active	HVAC Contractor	J And B	J And B	89 Church	East Hartford	CT	06108						
	Active	HVAC Contractor	L.K. Sheet Metal	L.K. Sheet Metal	35 Wrobel Place	East Hartford	CT	06108						
	Active	HVAC Contractor	Petro	Kasden Fuel	340 Tollard Street	East Hartford	CT	06108	860-289-5431					
	Active	HVAC Contractor	Petro	Kasden Fuel	340 Tollard Street	East Hartford	CT	06108	860-289-5431					
M10603	Active	Wholesaler	R. E. Michel Co.	R.E. Michel Company, Inc	91 PRESTIGE PARK CIRCLE, UNIT 4	EAST HARTFORD	CT	06108	860-289-1545	3/21/2024	0	47	0.3038	
	Inactive	Wholesaler	R. E. Michel Co.	R.E. Michel Company, Inc	91 PRESTIGE PARK CIRCLE	EAST HARTFORD	CT	06108	860-289-1545					
	Active	Wholesaler	R. E. Michel Co.	R.E. Michel Company, Inc	91 PRESTIGE PARK CIRCLE, UNIT 4	EAST HARTFORD	CT	06108	860-289-1545					
	Active	Wholesaler	R. E. Michel Co.	R.E. Michel Company, Inc	91 PRESTIGE PARK CIRCLE, UNIT 4	EAST HARTFORD	CT	06108	860-289-1545					
	Inactive	Wholesaler	R. E. Michel Co.	R.E. Michel Company, Inc	91 PRESTIGE PARK CIRCLE	EAST HARTFORD	CT	06108	860-289-1545					
	Inactive	Wholesaler	R. E. Michel Co.	R.E. Michel Company, Inc	91 PRESTIGE PARK CIRCLE	EAST HARTFORD	CT	06108	860-289-1545					
	Inactive	Wholesaler	R. E. Michel Co.	R.E. Michel Company, Inc	91 PRESTIGE PARK CIRCLE	EAST HARTFORD	CT	06108	860-289-1545					
	Inactive	Wholesaler	R. E. Michel Co.	R.E. Michel Company, Inc	91 PRESTIGE PARK CR. UNIT 4	EAST HARTFORD	CT	06108	860-289-1545					
	Prospective	Wholesaler	Zohoplaceholder	Clover Corp	89 Church St. 1	East Hartford	CT	6108						
	Active	HVAC Contractor	Viglione Heating And Cooling	Viglione Heating And Cooling	259 Commerce St	East Haven	CT	06512	203-467-8388					
	Active	HVAC Contractor	Wj Dornfield Co LLC	Wj Dornfield Co LLC	78 Saltonstall Pkwy	East Haven	CT	06512	203-469-6418					
	Prospective	Wholesaler	Zohoplaceholder	Climate Control Corporation	22 Hemingway Ave	East Haven	CT	6512						
	Prospective	Wholesaler	Zohoplaceholder	Charles J. Wright	35 Sidney St	East Haven	CT	6512						
	Active	Other	NLR Inc.	NLR Inc.	256 Main Street	East Windsor	CT	06088	860-292-1992					
	Active	Other	NLR Inc.	NLR Inc.	256 Main Street	East Windsor	CT	06088	860-292-1992					
	Active	Wholesaler	Torcco	Torcco	38 Prospect Hill Rd	East Windsor	CT	06088						
	Active	HVAC Contractor	Earthlight Technologies	Earthlight Technologies	92 West Road	Ellington	CT	06029						
	Prospective	Wholesaler	Zohoplaceholder	Specialty Plumbing-Htg Supply Co	585 Hazard Avenue	Enfield	CT	6082						
	Active	Wholesaler	Essex Winair Co.	Essex Winair Co.	11c Bokum Road	Essex	CT	06426	860-767-9018					
	Active	Wholesaler	Essex Winnelson Company	Essex Winnelson Company	186 Westbrook Road	Essex	CT	06426	860-767-0134					
	Active	HHW	Lower Ct River Valley Council Of Govern	River Cog Household Hazardous Waste Fac	5 Dump Road	Essex	CT	06426						
	Active	HHW	Lower Ct River Valley Council Of Govern	River Cog Household Hazardous Waste Fac	5 Dump Road	Essex	CT	06426						
	Inactive	HHW	Lower Ct River Valley Council Of Govern	Lower Ct River Valley Council Of Governme	145 Old Dennison Road	Essex	CT	06426	860-581-8554					
	Inactive	HHW	Town Of Essex Transfer Station & Recycli	Town Of Essex Transfer Station & Recycling	5 Dump Road	Essex	CT	06426	(860) 767-1926					
	Active	Wholesaler	Plimpton & Hills Corp	Plimpton & Hills Corp.	146 Kings Highway East	Fairfield	CT	06825	203-332-4273					
	Prospective	Wholesaler	Zohoplaceholder	Atlumin Energy Inc	515 Commerce Dr.	Fairfield	CT	6825						
	Inactive	Wholesaler	Bell Simons	Bell Simons	519 Cooke Street	Farmington	CT	06032	860-525-6675					
M19945	Active	HVAC Contractor	Modern Mechanical	Modern Mechanical	519 Cooke Street	Farmington	CT	06032		2/8/2024	0	18	0.1736	
	Active	Wholesaler	Plimpton & Hills Corp	Plimpton & Hills Corp.	2 Eastview Lane	Farmington	CT	06032	860-888-8590					
	Prospective	Wholesaler	Zohoplaceholder	H & H Refrigeration, Inc	1451 New Britain Ave.	Farmington	CT	6032						
M17897	Active	HHW	Southeast Connecticut Regional Resourc	Southeast Connecticut Regional Resources	7 Hurlbutt Road	Gales Ferry	CT	06335	860-381-5558	10/24/2024	24	92	0.775	
	Active	HHW	Southeast Connecticut Regional Resourc	Southeast Connecticut Regional Resources	7 Hurlbutt Road	Gales Ferry	CT	06335	860-381-5558					
	Active	HHW	Southeast Connecticut Regional Resourc	Southeast Connecticut Regional Resources	7 Hurlbutt Road	Gales Ferry	CT	06335	860-381-5558					
	Active	HHW	Southeast Connecticut Regional Resourc	Southeast Connecticut Regional Resources	7 Hurlbutt Road	Gales Ferry	CT	06335	860-381-5558					
	Active	HHW	Southeast Connecticut Regional Resourc	Southeast Connecticut Regional Resources	7 Hurlbutt Road	Gales Ferry	CT	06335	860-381-5558					
	Active	HHW	Southeast Connecticut Regional Resourc	Southeast Connecticut Regional Resources	7 Hurlbutt Road	Gales Ferry	CT	06335	860-381-5558					
	Active	HHW	Southeast Connecticut Regional Resourc	Southeast Connecticut Regional Resources	7 Hurlbutt Road	Gales Ferry	CT	06335	860-381-5558					
	Active	HHW	Southeast Connecticut Regional Resourc	Southeast Connecticut Regional Resources	7 Hurlbutt Road	Gales Ferry	CT	06335	860-381-5558					
	Active	HHW	Southeast Connecticut Regional Resourc	Southeast Connecticut Regional Resources	7 Hurlbutt Road	Gales Ferry	CT	06335	860-381-5558					
	Active	HHW	Southeast Connecticut Regional Resourc	Southeast Connecticut Regional Resources	7 Hurlbutt Road	Gales Ferry	CT	06335	860-381-5558					
	Active	HHW	Southeast Connecticut Regional Resourc	Southeast Connecticut Regional Resources	7 Hurlbutt Road	Gales Ferry	CT	06335	860-381-5558					
	Active	HVAC Contractor	House Brothers Plumbing	House Brothers Plumbing	74 Kreiger Ln	Glastonbury	CT	06033						
	Prospective	HVAC Contractor	Mega Mechanical Systems	Mega Mechanical Systems	98 Commerce Street	Glastonbury	CT	06033						
	Active	HVAC Contractor	Laplaca Oil & Propane	Laplaca Oil & Propane	498 North Street	Goshen	CT	06756	860-601-7957					
	Active	HVAC Contractor	Beacon Mechanical Service	Beacon Mechanical Service	12 Mechanicsville Rd	Granby	CT	06035	860-844-0111					
	Active	HHW	Town Of Granby	Town Of Granby	15 N. Granby Road	Granby	CT	06035	860-653-8960					
	Active	HHW	Town Of Granby	Town Of Granby	15 N. Granby Road	Granby	CT	06035	860-653-8960					
P10764	Active	HHW	Town Of Granby	Town Of Granby	15 N. Granby Road	Granby	CT	06035	860-653-8960	5/1/2024	0	11	0.0744	
	Active	HHW	Town Of Granby	Town Of Granby	15 N. Granby Road	Granby	CT	06035	860-653-8960					
	Active	Wholesaler	Sid Harvey	Sid Harvey	266 Bridge St.	Groton	CT	06340	860-448-4949					
	Inactive	Wholesaler	Sid Harvey	Sid Harvey Industries	266 BRIDGE ST	GROTON	CT	06340	860-448-4949					
	Active	Wholesaler	Thames Valley Winnelson	Thames Valley Winnelson	975 North Road	Groton	CT	06340	860-448-1900					
	Active	Wholesaler	The Granite Group	The Granite Group	1425 GOLD STAR HIGHWAY	Groton	CT	06340	860-629-7700					
	Active	Wholesaler	The Granite Group	The Granite Group	1425 GOLD STAR HIGHWAY	Groton	CT	06340	860-629-7700					
	Active	HVAC Contractor	Dougherty Oil Co Inc	Dougherty Oil Co Inc	401 Soundview Road	Guilford	CT	06437	203-488-2669					

**Connecticut**  
**2024 Collection Location Summary Report**

	Active	HVAC Contractor	Dougherty Oil Co Inc	Dougherty Oil Co Inc	401 Soundview Road	Guilford	CT	06437	203-488-2669						
	Inactive	Other	Placeholder	Supply New England	640 Boston Post Road	Guilford	CT	06437	(203) 453-4358						
P10667	Active	Wholesaler	Plimpton & Hills Corp	Plimpton & Hills Corp.	640 Boston Post Rd	Guilford	CT	06437	860-664-4020	1/10/2024	0	8	0.0496		
	Active	Wholesaler	Plimpton & Hills Corp	Plimpton & Hills Corp.	640 Boston Post Rd	Guilford	CT	06437	860-664-4020						
	Active	Wholesaler	Plimpton & Hills Corp	Plimpton & Hills Corp.	640 Boston Post Rd	Guilford	CT	06437	860-664-4020						
	Active	Wholesaler	Plimpton & Hills Corp	Plimpton & Hills Corp.	640 Boston Post Rd	Guilford	CT	06437	860-664-4020						
	Inactive	HVAC Contractor	R&B Refrigeration Inc.	R&B Refrigeration Inc.	18 Graves Avenue	Guilford	CT	06437	203-453-6831						
	Inactive	Wholesaler	Supply New England	Supply New England	640 Bost Post Road	Guilford	CT	06437	203-453-4358						
	Inactive	Wholesaler	Supply New England	Supply New England	640 Bost Post Road	Guilford	CT	06437	203-453-4358						
	Active	HVAC Contractor	Gr Wade LLC	Gr Wade LLC	71 Overlook Dr	Hamden	CT	06514	203-230-9636						
	Active	HVAC Contractor	Mechanical Heating And Plumbing	Mechanical Heating And Plumbing	52 Crestway	Hamden	CT	06514	203-281-5522						
	Active	HVAC Contractor	Pipeology LLC	Pipeology LLC	131 Leeder Hill Dr	Hamden	CT	06517							
	Prospective	Wholesaler	Zohoplacelholder	Nero Inc	736 Sherman Ave	Hamden	CT	6514							
	Active	HVAC Contractor	All State Fire	All State Fire	110 Murphy	Hartford	CT	06114							
M17815	Active	Wholesaler	B&F Johnstone Supply	Johnstone Supply	255 Locust Street	Hartford	CT	06114	860-727-9699	3/25/2024	0	33	0.2046		
	Active	Wholesaler	B&F Johnstone Supply	Johnstone Supply	255 Locust Street	Hartford	CT	06114	860-727-9699						
M13262	Active	Wholesaler	Bell Simons	Bell Simon Co.	319 MURPHY ROAD	HARTFORD	CT	06114	860-525-6675	2/3/2024	0	54	0.496		
	Active	Wholesaler	Bell Simons	Bell Simon Co.	319 MURPHY ROAD	HARTFORD	CT	06114	860-525-6675						
	Active	Wholesaler	Bell Simons	Bell Simon Co.	319 MURPHY ROAD	HARTFORD	CT	06114	860-525-6675						
	Active	Wholesaler	Bell Simons	Bell Simon Co.	319 MURPHY ROAD	HARTFORD	CT	06114	860-525-6675						
	Inactive	Wholesaler	Bell Simons	The Bell Pump Company	319 MURPHY ROAD	HARTFORD	CT	06114	860-246-6775						
	Active	Wholesaler	Central Airesupply Inc.	Central Airesupply Inc.	118 Ledyard Street	Hartford	CT	06114							
	Active	HVAC Contractor	Crest Mechanical	Crest Mechanical	41 Walnut Street	Hartford	CT	06120							
	Active	HVAC Contractor	Crest Mechanical	Crest Mechanical	41 Walnut Street	Hartford	CT	06120							
	Inactive	Wholesaler	F.W. Webb	Fw Webb	200 Locust St.	Hartford	CT	06114	860-722-2433						
	Inactive	Wholesaler	F.W. Webb	Fw Webb	150 Locust St	Hartford	CT	06114	(860) 522-9322						
	Inactive	Wholesaler	F.W. Webb	Fw Webb	150 Locust St	Hartford	CT	06114	(860) 522-9322						
	Inactive	Wholesaler	F.W. Webb	Fw Webb	150 Locust St	Hartford	CT	06114	(860) 522-9322						
	Inactive	Wholesaler	Hartford Winnelson	Hartford Winnelson	287 Homestead Avenue	Hartford	CT	06112							
	Prospective	Wholesaler	Johnstone Supply	Johnstone Supply - Hartford		Hartford	CT	6101							
	Active	Wholesaler	Lennox	Lennox Stores	110 Murphy Road	Hartford	CT	06114	(959) 200-7395						
	Active	HVAC Contractor	Macca Plumbing	Macca Plumbing	284 Locust Street	Hartford	CT	06114							
	Inactive	Other	Placeholder	Supply New England	235 Newfield Avenue	Hartford	CT	06106	(860) 953-7701						
M21420	Active	Wholesaler	Plimpton & Hills Corp	Plimpton & Hills Corp	2 Brainard Road	Hartford	CT	06114	860-522-4233	3/22/2024	0	14	0.0868		
	Active	Wholesaler	Plimpton & Hills Corp	Plimpton & Hills Corp	2 Brainard Road	Hartford	CT	06114	860-522-4233						
	Active	Wholesaler	Plimpton & Hills Corp	Plimpton & Hills Corp	2 Brainard Road	Hartford	CT	06114	860-522-4233						
	Active	Wholesaler	R. E. Michel Co.	R.E. Michel Company, Inc	295 MURPHY ROAD	HARTFORD	CT	06114	860-278-7676						
	Active	Wholesaler	R. E. Michel Co.	R.E. Michel Company, Inc	295 MURPHY ROAD	HARTFORD	CT	06114	860-278-7676						
	Active	Wholesaler	Robinson Supply Co	Robinson Supply Co	226 Prestige Parkway	Hartford	CT	06108	860-291-9260						
	Active	Wholesaler	Robinson Supply Co	Robinson Supply Co	226 Prestige Parkway	Hartford	CT	06108	860-291-9260						
	Active	Wholesaler	Sid Harvey	Sid Harvey Industries	206 MURPHY RD.	HARTFORD	CT	06114	860-524-0250						
	Active	Wholesaler	Sid Harvey	Sid Harvey Industries	206 MURPHY RD.	HARTFORD	CT	06114	860-524-0250						
	Active	Wholesaler	Sid Harvey	Sid Harvey Industries	206 MURPHY RD.	HARTFORD	CT	06114	860-524-0250						
	Inactive	Wholesaler	Sid Harvey	Sid Harvey Inc	206 MURPHY ROAD	HARTFORD	CT	06114							
	Inactive	HHW	The Metropolitan District	The Metropolitan District	555 MAIN STREET	HARTFORD	CT	06103	860 278-7850						
M12273	Active	Wholesaler	Trane	Trane Supply	485 Ledyard Street	Hartford	CT	06114	860-541-1721	3/21/2024	0	21	0.3038		
	Active	Wholesaler	Trane	Trane Supply	485 Ledyard Street	Hartford	CT	06114	860-541-1721						
	Active	Wholesaler	United Refrigeration	United Refrigeration G1	230 Wawarme Avenue	Hartford	CT	06114	860-278-9200						
	Active	Wholesaler	United Refrigeration	United Refrigeration G1	230 Wawarme Avenue	Hartford	CT	06114	860-278-9200						
	Active	Wholesaler	United Refrigeration	United Refrigeration G1	230 Wawarme Avenue	Hartford	CT	06114	860-278-9200						
	Inactive	Wholesaler	Watco	Carrier Enterprise	70 Meadow Street	Hartford	CT	06114	860-296-4533						
	Inactive	Wholesaler	Watco	Carrier Enterprise	70 Meadow Street	Hartford	CT	06114	860-296-4533						
	Active	HHW	Town Of Killingworth	Town Of Killingworth	323 Route 81	Killingworth	CT	06419	860-663-1765						
	Active	HVAC Contractor	Action Air Systems	Action Air Systems	131 Adams St	Manchester	CT	06042							
	Active	HVAC Contractor	Aire Tech Mechanical	Aire Tech Mechanical	150 Batson	Manchester	CT	06042							
	Active	Wholesaler	Manchester Winnelson	Manchester Winnelson	160 Hartford Road	Manchester	CT	06040							
	Active	Wholesaler	Manchester Winnelson	Manchester Winnelson	160 Hartford Road	Manchester	CT	06040							
	Active	HVAC Contractor	Nutmeg Mechanical Service Inc.	Nutmeg Mechanical Service Inc.	130-3 Utopia Road	Manchester	CT	06042	860-643-2042						
	Active	Wholesaler	Plimpton & Hills Corp	Plimpton & Hills Corp.	401 New State Road	Manchester	CT	06040	860-533-1108						
	Inactive	HHW	Town Of Manchester Transfer Station	Town Of Manchester Transfer Station	311 Olcott Street	Manchester	CT	06040	(860) 647-5279						
	Inactive	HHW	Town Of Manchester Transfer Station	Town Of Manchester Transfer Station	311 Olcott Street	Manchester	CT	06040	(860) 647-5279						
	Prospective	Wholesaler	Zohoplacelholder	R & R Plumbing & Supply Co.	600 Center St.	Manchester	CT	6040							
P10564	Active	HHW	Mansfield Transfer Station	Mansfield Transfer Station	221 Warrenville Rd. -- SEND TO MAILING	Mansfield Center	CT	06250	(860) 429-3333	2/12/2024	1	3	0.0248		
	Active	HHW	Mansfield Transfer Station	Mansfield Transfer Station	221 Warrenville Rd. -- SEND TO MAILING	Mansfield Center	CT	06250	(860) 429-3333						
	Active	HHW	City Of Middletown	City Of Middletown	245 Dekoven Drive	Middletown	CT	06457	(860) 638-4855						
	Active	Wholesaler	Portland Winair Co.	Portland Winair Co.	70 Tuttle Road	Middletown	CT	06457	860-632-0747						
	Active	Wholesaler	Portland Winair Co.	Portland Winair Co.	70 Tuttle Road	Middletown	CT	06457	860-632-0747						
	Prospective	Wholesaler	Watco	Carrier Commercial Svc	14 Industrial Park Pl 1	Middletown	CT	6457							
	Prospective	Wholesaler	Zohoplacelholder	Gastech Corp	7 Paterson Dr.	Middletown	CT	6457							
	Prospective	Wholesaler	Zohoplacelholder	Greenskies Renewable Energy LLC	10 Main Street	Middletown	CT	6457							
	Active	Wholesaler	B&F Johnstone Supply	Johnstone Supply	21 Shady Street	Milford	CT	06460	203-882-5550						

**Connecticut  
2024 Collection Location Summary Report**

	Inactive	HVAC Contractor	B & G Piping	B & G Piping	92 Erna Ave	Milford	CT	06461	203-877-2937						
	Active	HVAC Contractor	Climate Engineering Commercial Services	Climate Engineering Commercial Services	922 Bridgeport Ave	Milford	CT	06460	203-347-4024						
	Active	HVAC Contractor	Coastal Inc	Coastal Inc	14 Marion Ave	Milford	CT	06460	203-877-5155						
	Active	HVAC Contractor	Environmental Engineering Inc	Environmental Engineering Inc	100 Old Gate Lane	Milford	CT	06460	203-874-0812						
	Active	HVAC Contractor	Environmental Engineering Inc	Environmental Engineering Inc	100 Old Gate Lane	Milford	CT	06460	203-874-0812						
	Active	Wholesaler	Johnstone Supply	Johnstone Supply Co	21 SHADY STREET	MILFORD	CT	06460	203-881-5550						
	Active	Wholesaler	Johnstone Supply	Johnstone Supply Co	21 SHADY STREET	MILFORD	CT	06460	203-881-5550						
	Active	Wholesaler	Johnstone Supply	Johnstone Supply Co	21 SHADY STREET	MILFORD	CT	06460	203-881-5550						
	Active	Wholesaler	Johnstone Supply	Johnstone Supply Co	21 SHADY STREET	MILFORD	CT	06460	203-881-5550						
	Prospective	Wholesaler	Johnstone Supply	Johnstone Supply - Milford		Milford	CT	6460							
	Active	HVAC Contractor	M & R Heating, Cooling, And Refrigeration	M & R Heating, Cooling, And Refrigeration	1050 Bridgeport Ave	Milford	CT	06460							
	Active	HVAC Contractor	Solarcity	Solarcity	200 Cascade Boulevard	Milford	CT	06460	860-933-6421						
	Prospective	Wholesaler	Zohoplacelholder	Air Perfect Inc	7 Pearson Ave	Milford	CT	6460							
	Active	HVAC Contractor	Link Mechanical	Link Mechanical	34 Walnut Street	New Britain	CT	06051							
	Prospective	Wholesaler	Zohoplacelholder	New Britain Supply	211 John Downey Dr.	New Britain	CT	6051							
	Inactive	HVAC Contractor	Quality Mechanical Service LLC	Quality Mechanical Service LLC	102 Ramstein Road	New Hartford	CT	06057	860-489-8005						
	Active	Wholesaler	Bell Simons	The Bell Pump Company	209 FORBES AVENUE	NEW HAVEN	CT	06512	203-469-5351						
M14873	Active	Wholesaler	Bell Simons	The Bell Pump Company	209 FORBES AVENUE	NEW HAVEN	CT	06512	203-469-5351	5/28/2024		1	57	0.3596	
	Active	HVAC Contractor	Buckingham Routh Co.	Buckingham Routh Co.	20 Goodwin Street	New Haven	CT	06512							
	Active	HVAC Contractor	Enterprise Plumbing And Heating	Enterprise Plumbing And Heating	801 State Street	New Haven	CT	06511	203-787-4311						
	Active	Wholesaler	F.W. Webb	Fw Webb	650 Ella T Grasso Blvd	New Haven	CT	06519	203-865-6124						
	Active	Wholesaler	Goodman Distribution	Goodman Distribution - New Haven	50 Ives Place	New Haven	CT	06511							
	Active	Wholesaler	Quality Plumbing Supply	Quality Plumbing Supply	380 Davenport Ave.	New Haven	CT	06519	(203) 777-6813						
M19975	Active	HVAC Contractor	Ruotolo Mechanical	Ruotolo Mechanical	29 Printers Lane	New Haven	CT	06519	203-772-1563	9/30/2024		0	5	0.0496	
	Active	HVAC Contractor	Ruotolo Mechanical	Ruotolo Mechanical	29 Printers Lane	New Haven	CT	06519	203-772-1563						
	Active	HVAC Contractor	Ruotolo Mechanical	Ruotolo Mechanical	29 Printers Lane	New Haven	CT	06519	203-772-1563						
	Active	Wholesaler	Sid Harvey	Sid Harvey	75 Hamilton St.	New Haven	CT	06511	203-787-0251						
	Inactive	Wholesaler	Sid Harvey	Sid Harvey Industries	75 HAMILTON ST	NEW HAVEN	CT	06511	203-787-0251						
	Active	Wholesaler	Sid Harvey	Sid Harvey	75 Hamilton St.	New Haven	CT	06511	203-787-0251						
M13095	Active	Wholesaler	Star Supply Company	Star Supply Company	118 GANDO DRIVE	NEW HAVEN	CT	06513	(203)772-2240	3/25/2024		1	105	0.7874	
	Active	Wholesaler	Star Supply Company	Star Supply Company	118 GANDO DRIVE	NEW HAVEN	CT	06513	(203)772-2240						
	Active	Wholesaler	Star Supply Company	Star Supply Company	118 GANDO DRIVE	NEW HAVEN	CT	06513	(203)772-2240						
	Inactive	Wholesaler	Star Supply Company-Closed	Star Supply Company-Closed	1040 STATE STREET	NEW HAVEN	CT	06511	(203)772-2240						
	Active	Wholesaler	Torcco	Torcco	87 Union Street	New Haven	CT	06511	203-756-3641						
	Active	Wholesaler	Trane	Trane Supply	178 Wallace Street	New Haven	CT	06511	860-437-6208						
	Active	Wholesaler	United Refrigeration	United Refrigeration 48	190 Wallace Street	New Haven	CT	06511	203-787-2200						
	Active	Wholesaler	Watco	Carrier Enterprise	185 Wallace Street	New Haven	CT	06511	203-821-3033						
	Active	Wholesaler	Bell Simons	The Bell Pump Company	91 CRYSTAL AVENUE	NEW LONDON	CT	06320	860-443-2036						
	Active	Wholesaler	Bell Simons	The Bell Pump Company	91 CRYSTAL AVENUE	NEW LONDON	CT	06320	860-443-2036						
	Active	HVAC Contractor	Ddlc Energy	Ddlc Energy	410 Bank Street	New London	CT	06320							
	Active	HVAC Contractor	Ddlc Energy	Ddlc Energy	410 Bank Street	New London	CT	06320							
	Active	HVAC Contractor	Ddlc Energy	Ddlc Energy	410 Bank Street	New London	CT	06320							
	Active	HVAC Contractor	Ddlc Energy	Ddlc Energy	410 Bank Street	New London	CT	06320							
	Active	HVAC Contractor	Htg Oil Ptnr Ddlc Energy	Htg Oil Ptnr Ddlc Energy	410 BANK ST	NEW LONDON	CT	06360	860-271-2020						
	Active	HVAC Contractor	Htg Oil Ptnr Ddlc Energy	Htg Oil Ptnr Ddlc Energy	410 BANK ST	NEW LONDON	CT	06360	860-271-2020						
M16348	Active	Wholesaler	The Granite Group	The Granite Group	75 JEFFERSON AVE	New London	CT	06320		6/24/2024		0	0	0	
	Prospective	Wholesaler	Trane	Trane Parts Ctr.	571 Broad Street	New London	CT	6320							
	Inactive	HVAC Contractor	Mckenney Mechanical Contractors	Mckenney Mechanical Contractors	15 Commerce	Newtown	CT	06470							
	Inactive	HVAC Contractor	F & F Mechanical Enterises	F & F Mechanical Enterises	2 Dwight Street	North Haven	CT	06473	203-239-7025						
	Active	HVAC Contractor	Jp Salmimi Co	Jp Salmimi Co	2 Dwight St	North Haven	CT	06473-1135	203-878-8501						
M21235	Active	HVAC Contractor	Nero A/C	Nero A C & Heating Inc.	334 State Street	North Haven	CT	06473	(203) 248-8110	10/16/2024		0	22	0.155	
	Active	HVAC Contractor	Petro	Petro	212 Elm Street	North Haven	CT	06473	(203) 985-4551						
	Active	Wholesaler	The Granite Group	The Granite Group	300 SACKETT POINT RD	North Haven	CT	06473							
	Active	Wholesaler	The Granite Group	The Granite Group	300 SACKETT POINT RD	North Haven	CT	06473							
	Prospective	Wholesaler	Zohoplacelholder	Mcn Distributors Inc.	160 Universal Drive	North Haven	CT	6473							
	Active	HVAC Contractor	Anthony Caruso Plumbing	Anthony Caruso Plumbing	25 Perry Ave	Norwalk	CT	06850	(203) 838-7633						
	Active	HVAC Contractor	Astacio Plumbing	Astacio Plumbing	15 South Street	Norwalk	CT	06854							
	Active	HVAC Contractor	Petro	Petro	55 Bay Street	Norwalk	CT	06854							
	Active	Wholesaler	R. E. Michel Co.	R. E. Michel Company, Inc	23 PERRY AVENUE	NORWALK	CT	06850	(203) 847-4921						
	Active	Wholesaler	R. E. Michel Co.	R. E. Michel Company, Inc	23 PERRY AVENUE	NORWALK	CT	06850	(203) 847-4921						
M20886	Active	Wholesaler	R. E. Michel Co.	R. E. Michel Company, Inc	23 PERRY AVENUE	NORWALK	CT	06850	(203) 847-4921	4/2/2024		0	17	0.1426	
	Active	Wholesaler	R. E. Michel Co.	R. E. Michel Company, Inc	23 PERRY AVENUE	NORWALK	CT	06850	(203) 847-4921						
	Prospective	Wholesaler	Trane	Trane	145 Main St.	Norwalk	CT	6851							
	Active	Wholesaler	Trane	Trane	145 Main Street	Norwalk	CT	6851							
	Inactive	Wholesaler	Watco	Carrier Enterprise	4 Wilton Ave.	Norwalk	CT	06851	203-840-4949						
	Prospective	Wholesaler	Zohoplacelholder	Emcor Energy Services, Inc.	301 Merritt 7	Norwalk	CT	6851							
	Active	Wholesaler	The Granite Group	The Granite Group	47 New London Turnpike	Norwich	CT	06360							
	Active	HVAC Contractor	The Nutmeg Companies Inc	The Nutmeg Companies Inc	1 Ohio Ave	Norwich	CT	06360							
	Active	Wholesaler	Viking Supply	Viking Supply	31 Connecticut Avenue	Norwich	CT	06360							
	Active	Wholesaler	The Granite Group	The Granite Group	45 Connolly Drive	Old Saybrook	CT	06475	603-545-3377						



**Connecticut**  
**2024 Collection Location Summary Report**

	Active	Wholesaler	The Granite Group	The Granite Group	45 Connolly Drive	Old Saybrook	CT	06475	603-545-3377					
M13808	Active	Wholesaler	The Granite Group	The Granite Group	873 NORWICH RD	PLAINFIELD	CT	06374	603-545-3377	3/21/2024	0	10	0.0682	
	Active	HVAC Contractor	Saucier Mechanical Services	Saucier Mechanical Services	148 Norton Street	Plantsville	CT	06479	860-628-9999					
	Active	HVAC Contractor	Sullivan, Donald And Sons Plumbing	Sullivan, Donald And Sons Plumbing	980 S Main Street	Plantsville	CT	06479						
	Prospective	Wholesaler	Zohoplacelholder	K & M Fire Protection Services, Inc.	8 West St	Plantsville	CT	6479						
	Active	HVAC Contractor	Daniels Oil Co., Inc.	Daniels Oil Co., Inc.	8 HIGH STREET PO BOX 32	PORTLAND	CT	06480	860-342-3778					
	Active	HVAC Contractor	Daniels Oil Co., Inc.	Daniels Oil Co., Inc.	8 HIGH STREET PO BOX 32	PORTLAND	CT	06480	860-342-3778					
	Active	HVAC Contractor	Valley Oil	Valley Oil - HOP Energy	36 BROWNSTONE AVE.	PORTLAND	CT	06480	860-342-3500 x5018					
	Active	HVAC Contractor	Valley Oil	Valley Oil - HOP Energy	36 BROWNSTONE AVE.	PORTLAND	CT	06480	860-342-3500 x5018					
	Active	HVAC Contractor	Valley Oil	Valley Oil - HOP Energy	36 BROWNSTONE AVE.	PORTLAND	CT	06480	860-342-3500 x5018					
	Active	Wholesaler	The Granite Group	The Granite Group	71 - 81 FRONT ST	Putnam	CT	06260	603-545-3377					
	Active	HVAC Contractor	Solarcity	Solarcity	714 Brook St.	Rocky Hill	CT	06067	860-670-9308					
	Prospective	Wholesaler	Zohoplacelholder	Ppl Savagealert, Inc.	50 Inwood Rd	Rocky Hill	CT	6067						
	Active	Wholesaler	Shelton Winair Co.,	Shelton Winair Co.,	10 Mountain View Drive	SHELTON	CT	06484	203-929-6319					
	Active	Wholesaler	Shelton Winair Co.,	Shelton Winair Co.,	10 Mountain View Drive	SHELTON	CT	06484	203-929-6319					
	Active	Wholesaler	Somers	Somers Public Works Department	93 Egypt Road	Somers	CT	06071						
	Active	HHW	Somers	Somers Recycling Center	127 Egypt Road	Somers	CT	06071						
	Active	Wholesaler	Commerical Heating Supply	Commerical Heating Supply	330 Nutmeg Road S	South Windsor	CT	06074						
	Active	Wholesaler	Commerical Heating Supply	Commerical Heating Supply	330 Nutmeg Road S	South Windsor	CT	06074						
M19918	Active	HVAC Contractor	Glasco Heating	Glasco Heating	56 Glendale	South Windsor	CT	06074		3/25/2024	0	63	0.465	
M18266	Active	Wholesaler	Mitchell Fuel Co. Inc.	Mitchell Fuel Co. Inc.	1209 Sullivan Ave.	South Windsor	CT	06074	860-644-2561	3/25/2024	0	28	0.1736	
	Active	Wholesaler	Mitchell Fuel Co. Inc.	Mitchell Fuel Co. Inc.	1209 Sullivan Ave.	South Windsor	CT	06074	860-644-2561					
	Active	HVAC Contractor	Raymond McLaughlin	Raymond McLaughlin	53 Commerce Way	South Windsor	CT	06074						
	Active	HVAC Contractor	Woodcock Refrigeration	Woodcock Refrigeration	30 Kennedy Road	South Windsor	CT	06074						
	Prospective	Wholesaler	Zohoplacelholder	Windsor Winair Co.	25 Bidwell Rd 2	South Windsor	CT	6074						
	Prospective	Wholesaler	Zohoplacelholder	Hipoint Heating & Cooling Inc.	71 Edwin Rd	South Windsor	CT	6074						
	Prospective	Wholesaler	Zohoplacelholder	G & R Valley Company, Inc.	350 Chapel Rd	South Windsor	CT	6074						
	Active	HVAC Contractor	A. E. Olsen Company	A. E. Olsen Company	1257 Southford Rd.	Southbury	CT	06488	203-264-6571					
	Active	HVAC Contractor	Arthur E Olsen	Arthur E Olsen	1257 Southford Road	Southbury	CT	06488						
	Inactive	HVAC Contractor	Frank Talarico	Frank Talarico	203 Old Watubury Road	Southbury	CT	06488						
	Prospective	Wholesaler	Zohoplacelholder	Stratford Plumbing & Heating Inc	1266 Main St. S	Southbury	CT	6488						
	Active	HVAC Contractor	Air Temp Mechanical Services	Air Temp Mechanical Services	360 Captain Lewis Dr	Southington	CT	06489						
	Active	HVAC Contractor	Fox Heating	Fox Heating	37 Westford Ave	Stafford Springs	CT	06076	(860) 875-1416					
	Active	HVAC Contractor	Fox Heating	Fox Heating	37 Westford Ave	Stafford Springs	CT	06076	(860) 875-1416					
	Active	HVAC Contractor	Fox Heating	Fox Heating	37 Westford Ave	Stafford Springs	CT	06076	(860) 875-1416					
	Active	HVAC Contractor	Stafford Mechanical	Stafford Mechanical	4 Industrial Park	Stafford Springs	CT	06076						
	Active	HVAC Contractor	Stafford Mechanical Services	Stafford Mechanical Services	4 Industrial Park Drive	Stafford Springs	CT	06076	860-684-9485					
	Active	Wholesaler	Abco Hvacr Supply	Abco Hvacr Supply-Stamford	198 LAWN AVE.	STAMFORD	CT	06902	203-325-9000					
	Active	HVAC Contractor	Air Solutions Heating And Cooling	Air Solutions Heating And Cooling	430 Fairfield Avenue	Stamford	CT	06902	203-357-8853					
	Active	HVAC Contractor	Airtech Stamford	Airtech Stamford	21 Anthony Street	Stamford	CT	06902	203-323-3959					
M17813	Active	Wholesaler	B&F Johnstone Supply	Johnstone Supply	156 Magee Avenue	Stamford	CT	06902	203-359-2626	10/8/2024	3	39	0.3844	
	Active	Wholesaler	Bell Simons	The Bell Pump Company	20 VICTORY STREET	STAMFORD	CT	06902	203-324-2139					
	Active	Wholesaler	Bell Simons	The Bell Pump Company	20 VICTORY STREET	STAMFORD	CT	06902	203-324-2139					
	Active	HVAC Contractor	C & C Service LLC	C & C Service LLC	17 Davenport Street	Stamford	CT	06902	203-323-2866					
	Active	HHW	City of Stamford - Katrina Myggatt Recycli	City of Stamford - Katrina Myggatt Recycling	130 Magee Ave.	Stamford	CT	06902	(203) 977-4117					
	Active	Wholesaler	Dasco - Dunphy & Associates Supply Co	Dasco - Dunphy & Associates Supply Co.,	43 Homestead Ave.	Stamford	CT	06902	203-602-5557					
	Active	Wholesaler	Dasco - Dunphy & Associates Supply Co	Dasco - Dunphy & Associates Supply Co.,	43 Homestead Ave.	Stamford	CT	06902	203-602-5557					
	Active	Wholesaler	F.W. Webb	Fw Webb	200 Richmond Hill Ave.	Stamford	CT	06902	203-325-1355					
	Active	Wholesaler	F.W. Webb	Fw Webb	200 Richmond Hill Ave.	Stamford	CT	06902	203-325-1355					
	Active	Wholesaler	Plimpton & Hills Corp	Plimpton & Hills Corp.	92 Research Drive	Stamford	CT	06906	203-965-5959					
	Active	HVAC Contractor	Powers Energy Solutions, LLC	Avalon Bay Communities - Do Not Return	50 Forest Street	Stamford	CT	06901						
	Active	HVAC Contractor	Powers Energy Solutions, LLC	Avalon Bay Communities - Do Not Return	50 Forest Street	Stamford	CT	06901						
	Active	HVAC Contractor	Powers Energy Solutions, LLC	Avalon Bay Communities - Do Not Return	50 Forest Street	Stamford	CT	06901						
	Active	HVAC Contractor	Powers Energy Solutions, LLC	Avalon Bay Communities - Do Not Return	50 Forest Street	Stamford	CT	06901						
	Active	HVAC Contractor	Putnam Plumbing And Heating	Putnam Plumbing And Heating	52 Dyke Lane	Stamford	CT	06902	203-324-9127					
	Active	Wholesaler	Stamford Winnelson	Stamford Winnelson	81 Southfield Avenue	Stamford	CT	06902	203-965-0692					
	Active	Wholesaler	Stamford Winnelson	Stamford Winnelson	81 Southfield Avenue	Stamford	CT	06902	203-965-0692					
	Active	HVAC Contractor	Tarzia Plumbing And Heating	Tarzia Plumbing And Heating	1455 Newfield Avenue	Stamford	CT	06902	203-322-1900					
	Active	Wholesaler	Trane	Trane Supply	47 Harbor View Avenue	Stamford	CT	06902	203-295-2170					
	Active	Wholesaler	Trane	Trane Supply	47 Harbor View Avenue	Stamford	CT	06902	203-295-2170					
	Inactive	Wholesaler	United Refrigeration	United Refrigeration G6	17 Viaduct Road	Stamford	CT	06907	203-359-4300					
	Inactive	Wholesaler	United Refrigeration	United Refrigeration G6	17 Viaduct Road	Stamford	CT	06907	203-359-4300					
	Active	Wholesaler	WatSCO	TempAir Company	67 Southfield Avenue	Stamford	CT	06902	203-357-1727					
	Active	Wholesaler	WatSCO	TempAir Company	67 Southfield Avenue	Stamford	CT	06902	203-357-1727					
	Active	HVAC Contractor	W R Johnson	W R Johnson	28 Scofield Avenue	Stamford	CT	06902						
	Prospective	Wholesaler	Zohoplacelholder	Star Gas Partners	9 W Broad Street	Stamford	CT	6902						
	Prospective	Wholesaler	Zohoplacelholder	Danair Service LLC	150 Southfield Avenue	Stamford	CT	6902						
	Active	Wholesaler	Johnstone Supply	Johnstone Supply Co	156 MAGEE AVENUE	STANFORD	CT	06902	203-369-2626					
	Active	Wholesaler	Turner And Harrison	Turner And Harrison	54 RESEARCH DRIVE	STANFORD	CT	06906	203-348-6743					
	Active	Wholesaler	Turner And Harrison	Turner And Harrison	54 RESEARCH DRIVE	STANFORD	CT	06906	203-348-6743					



**Connecticut**  
**2024 Collection Location Summary Report**

	Active	HVAC Contractor	Environmental Control, Inc.	Environmental Control, Inc.	1265 WOODEND ROAD	STRATFORD	CT	06615	203-375-5228					
	Inactive	HVAC Contractor	Main Enterprises	Main Enterprises	1180 STRATFORD RD.	STRATFORD	CT	06615	(203) 334-3419					
	Inactive	HVAC Contractor	Main Enterprises	Main Enterprises	1180 STRATFORD RD.	STRATFORD	CT	06615	(203) 334-3419					
M15139	Active	Wholesaler	R. E. Michel Co.	Re Michel Co Inc.	840 ACCESS ROAD	STRATFORD	CT	06615	203-380-9382	4/5/2024	389	114	3.1496	
	Inactive	Wholesaler	R. E. Michel Co.	R.E. Michel Company, Inc	640 ACCESS ROAD	STRATFORD	CT	06615	203-380-9382					
	Inactive	Wholesaler	R. E. Michel Co.	R.E. Michel Company, Inc	640 ACCESS ROAD	STRATFORD	CT	06615	203-380-9382					
	Active	Wholesaler	R. E. Michel Co.	Re Michel Co Inc.	840 ACCESS ROAD	STRATFORD	CT	06615	203-380-9382					
	Inactive	Wholesaler	R. E. Michel Co.	R.E. Michel Company, Inc	640 ACCESS ROAD	STRATFORD	CT	06615	203-380-9382					
M14480	Active	Wholesaler	Sid Harvey	Sid Harvey Industries	1935 Stratford Ave.	STRATFORD	CT	06615	203-375-4328					
	Active	Wholesaler	Sid Harvey	Sid Harvey Industries	1935 Stratford Ave.	STRATFORD	CT	06615	203-375-4328	5/21/2024	0	16	0.1116	
	Inactive	Wholesaler	Torrington Supply	Torrington Supply	40 MEAD STREET	STRATFORD	CT	06615	203-381-9340					
	Active	Wholesaler	Tower Equipment Co Inc	Tower Equipment Co Inc	1320 WEST BROAD ST	STRATFORD	CT	06615	203-375-4420					
	Active	Wholesaler	Tower Equipment Co Inc	Tower Equipment Co Inc	1320 WEST BROAD ST	STRATFORD	CT	06615	203-375-4420					
	Active	Wholesaler	Tower Equipment Co Inc	Tower Equipment Co Inc	1320 WEST BROAD ST	STRATFORD	CT	06615	203-375-4420					
	Active	Wholesaler	Tower Equipment Co Inc	Tower Equipment Co Inc	1320 WEST BROAD ST	STRATFORD	CT	06615	203-375-4420					
	Active	Wholesaler	Tower Equipment Co Inc	Tower Equipment Co Inc	1320 WEST BROAD ST	STRATFORD	CT	06615	203-375-4420					
	Active	Wholesaler	Tower Equipment Co Inc	Tower Equipment Co Inc	1320 WEST BROAD ST	STRATFORD	CT	06615	203-375-4420					
	Active	Wholesaler	Tower Equipment Co Inc	Tower Equipment Co Inc	1320 WEST BROAD ST	STRATFORD	CT	06615	203-375-4420					
	Active	Wholesaler	Tower Equipment Co Inc	Tower Equipment Co Inc	1320 WEST BROAD ST	STRATFORD	CT	06615	203-375-4420					
	Active	Wholesaler	Watco	Carrier Enterprise	650 Long Beach Blvd	Stratford	CT	06615	203-375-6390					
	Active	Wholesaler	Watco	Carrier Enterprise	650 Long Beach Blvd	Stratford	CT	06615	203-375-6390					
M19955	Active	HVAC Contractor	Barry Cone's	Barry Cone's	22 Migeon Ave	Torrington	CT	06790		9/25/2024	0	13	0.0806	
	Active	HVAC Contractor	Performance Plumbing	Performance Plumbing	400 Riverside Ave	Torrington	CT	06790						
	Active	Wholesaler	Plimpton & Hills Corp	Plimpton & Hills Corp.	790 Main Street	Torrington	CT	06790	860-482-0238					
	Inactive	HVAC Contractor	Quality Mechanical Service	Quality Mechanical Service	95 Turner Avenue	Torrington	CT	06790						
	Inactive	HVAC Contractor	Quality Mechanical Service	Quality Mechanical Service	95 Turner Avenue	Torrington	CT	06790						
	Active	HVAC Contractor	Scoville Plumbing	Scoville Plumbing	311 S Main Street	Torrington	CT	06790						
	Active	Wholesaler	Torrco	Torrco	261 Oak Avenue	Torrington	CT	06790						
	Active	Wholesaler	Torrco	Torrco	261 Oak Avenue	Torrington	CT	06790						
	Prospective	Wholesaler	Zohoplaceholder	G & O Mechanical Contractors, LLC	5893 Main St. Rear	Trumbull	CT	6611						
	Active	Retailer	Montville Hardware	Montville Hardware	907 RT 32	UNCASVILLE	CT	06382	860-848-3616					
	Active	Retailer	Montville Hardware	Montville Hardware	907 RT 32	UNCASVILLE	CT	06382	860-848-3616					
	Inactive	HVAC Contractor	E N T Heating And Cooling	E N T Heating And Cooling	160 S Turnpike Road	Wallingford	CT	06492	203-284-8881					
M18253	Active	Wholesaler	Plimpton & Hills Corp	Plimpton & Hills Corp.	148 South Colony Drive	Wallingford	CT	06492	203-269-7739	7/19/2024	0	2	0.0124	
	Active	HVAC Contractor	Superior Mechanical Systems Inc	Superior Mechanical Systems Inc	126 S Turnpike Road	Wallingford	CT	06492	203-265-9333					
	Active	Wholesaler	Wallingford Winnelson Co.	Wallingford Winnelson Co.	1068 N. Farms Road Bldg. 1	Wallingford	CT	06492	203-265-1116					
	Active	Wholesaler	Wallingford Winnelson Co.	Wallingford Winnelson Co.	1068 N. Farms Road Bldg. 1	Wallingford	CT	06492	203-265-1116					
	Active	Wholesaler	Watco	Carrier Enterprise (Homans Associates)	2 Northrop IND. Park Road	Wallingford	CT	06492	800-840-9510					
M21907	Active	Wholesaler	F.W. Webb	Fw Webb Company	737 Bank St.	Waterbury	CT	06708	203-574-5959	3/25/2024	3	57	0.4464	
	Active	Wholesaler	F.W. Webb	Fw Webb Company	737 Bank St.	Waterbury	CT	06708	203-574-5959					
	Active	Wholesaler	Sid Harvey	Sid Harvey Industries	278 RAILROAD HILL ST	WATERBURY	CT	06708	203-756-4480					
	Active	Wholesaler	Sid Harvey	Sid Harvey Industries	278 RAILROAD HILL ST	WATERBURY	CT	06708	203-756-4480					
	Active	Wholesaler	Sid Harvey	Sid Harvey Industries	278 RAILROAD HILL ST	WATERBURY	CT	06708	203-756-4480					
	Active	Wholesaler	Torrington Supply	Torrington Supply	100 N. ELM STREET	WATERBURY	CT	06723	203-465-4287					
	Active	Wholesaler	Torrington Supply	Torrington Supply	100 N. ELM STREET	WATERBURY	CT	06723	203-465-4287					
	Active	Wholesaler	Torrington Supply	Torrington Supply	100 N. ELM STREET	WATERBURY	CT	06723	203-465-4287					
	Active	HVAC Contractor	Wesson Energy	Wesson Energy	165 RAILROAD HILL STREET	WATERBURY	CT	06708	203-756-7041					
	Active	HVAC Contractor	Wesson Energy	Wesson Energy	165 RAILROAD HILL STREET	WATERBURY	CT	06708	203-756-7041					
	Active	HVAC Contractor	Wesson Energy	Wesson Energy	165 RAILROAD HILL STREET	WATERBURY	CT	06708	203-756-7041					
	Active	Wholesaler	F.W. Webb	F.W. Webb	570 Vauxhall Street Ext	Waterford	CT	06385	860-629-5900					
	Active	Wholesaler	F.W. Webb	F.W. Webb	570 Vauxhall Street Ext	Waterford	CT	06385	860-629-5900					
	Active	Wholesaler	F.W. Webb	F.W. Webb	570 Vauxhall Street Ext	Waterford	CT	06385	860-629-5900					
	Active	Wholesaler	F.W. Webb	F.W. Webb	570 Vauxhall Street Ext	Waterford	CT	06385	860-629-5900					
	Active	HVAC Contractor	Michael R Mader Co, Inc	Michael R Mader Co, Inc	33 GREAT NECK RD	Waterford	CT	06385	860-442-3610					
	Active	HVAC Contractor	Michael R Mader Co, Inc	Michael R Mader Co, Inc	33 GREAT NECK RD	Waterford	CT	06385	860-442-3610					
	Active	HHW	Town Of Watertown	Town Of Watertown	91 Burton Street	Watertown	CT	06795	203-982-1037					
	Active	HVAC Contractor	Water Systems Solutions	Water Systems Solutions	740 Thomaston Road	Watertown	CT	06795						
	Active	HVAC Contractor	Mare C Heating	Mare C Heating	12 Janzen Ct	West Hartford	CT	06110						
M21422	Active	Wholesaler	Plimpton & Hills Corp	Plimpton & Hills Corp	183 Dexter Avenue	West Hartford	CT	06110		3/22/2024	0	21	0.1302	
	Active	Wholesaler	Plimpton & Hills Corp	Plimpton & Hills Corp	195 Dexter Ave	West Hartford	CT	06110	860-953-7715					
	Active	Wholesaler	Supply New England	Supply New England	235 Newfield Ave.	West Hartford	CT	06106	860-953-7701					
	Active	Wholesaler	Supply New England	Supply New England	235 Newfield Ave.	West Hartford	CT	06106	860-953-7701					
	Active	HHW	West Hartford Yard Waste & Recycling C	West Hartford Yard Waste & Recycling Cen	25 Brixton St.	West Hartford	CT	06110	(860) 561-8100					
	Inactive	HVAC Contractor	Connecticut Refining Co.	Connecticut Refining Co.	25 Bernhard Rd	WEST HAVEN	CT	06473	203-933-2511					
	Active	HVAC Contractor	West Side Oil	West Side Oil	27 Babbs Road	West Suffield	CT	06093	860-668-4322					
	Active	HVAC Contractor	West Side Oil	West Side Oil	27 Babbs Road	West Suffield	CT	06093	860-668-4322					
	Active	HVAC Contractor	West Side Oil	West Side Oil	27 Babbs Road	West Suffield	CT	06093	860-668-4322					
	Active	Wholesaler	Willimantic Winnelson	Willimantic Winnelson	65 Moalton Ct.	Willimantic	CT	06226						
	Active	Wholesaler	Willimantic Winnelson	Willimantic Winnelson	65 Moalton Ct.	Willimantic	CT	06226						

**Connecticut**

**2024 Collection Location Summary Report**

M18269	Active	HVAC Contractor	Servco Oil Company	Servco Oil Company	387 Danbury Road	Wilton	CT	06897	203-762-7994	8/21/2024	0	98	0.6324
	Inactive	Property Management	Wyndham Park Apartments	Wyndham Park Apartments	140 Plains Road	Windham	CT	06280	860-450-1110				
	Active	HVAC Contractor	Aiello Home Services	Aiello Home Services	600 Old County Circle	Windsor Locks	CT	06096	888-956-4455				
	Active	HVAC Contractor	Harp Mechanical	Harp Mechanical	483 Spring Street	Windsor Locks	CT	06096	860-623-4350				
	Active	HVAC Contractor	Good Hill Mechanic	Good Hill Mechanic	53 Main Street South	Woodbury	CT	06798					
	Active	HVAC Contractor	Cmc Energy Services	Cmc Energy Services	60 Old Church Street	Yalesville	CT	06492	888-403-3500				

Connecticut

2024 Collection Location Bin Receipt

Bin Bar Code	Status	Location Type	Account: TRC Account Name	Name	Street	City	State	Zip Code	Contact Phone	Return Date	Number of Loose Switches	Number of Mercury Thermostats	Total Mercury Volume (lbs.)
M18454	Active	Wholesaler	Modern Plumbing Supply	Modern Plumbing Supply	152 Berlin Turnpike	Berlin	CT	06037		9/13/2024	0	4	0.0248
M18257	Active	Wholesaler	Plimpton & Hills Corp	Plimpton & Hills Corp.	101 Massirio Dr.	Berlin	CT	06037	860-229-2076	1/2/2024	0	125	0.8122
M19658	Active	Wholesaler	Bristol Winnelson Co	Bristol Winnelson Co	95 Valley Street	Bristol	CT	06010	860-584-0224	6/20/2024	0	6	0.0372
M10603	Active	Wholesaler	R. E. Michel Co.	R. E. Michel Company, Inc	91 PRESTIGE PARK CIRCLE, UNIT 4	EAST HARTFORD	CT	06108	860-289-1545	3/21/2024	0	47	0.3038
M19945	Active	HVAC Contractor	Modern Mechanical	Modern Mechanical	519 Cooke Street	Farmington	CT	06032		2/8/2024	0	18	0.1736
M17897	Active	HHW	Southeast Connecticut Regional Resources	Southeast Connecticut Regional Resources	7 Hurlbutt Road	Gales Ferry	CT	06335	860-381-5558	10/24/2024	24	92	0.775
P10764	Active	HHW	Town Of Granby	Town Of Granby	15 N. Granby Road	Granby	CT	06035	860-653-8960	5/1/2024	0	11	0.0744
P10667	Active	Wholesaler	Plimpton & Hills Corp	Plimpton & Hills Corp.	640 Boston Post Rd	Guilford	CT	06437	860-664-4020	1/10/2024	0	8	0.0496
M17815	Active	Wholesaler	B&F Johnstone Supply	Johnstone Supply	255 Locust Street	Hartford	CT	06114	860-727-9699	3/25/2024	0	33	0.2046
M13262	Active	Wholesaler	Bell Simons	Bell Simon Co.	319 MURPHY ROAD	HARTFORD	CT	06114	860-525-6675	2/3/2024	0	54	0.496
M21420	Active	Wholesaler	Plimpton & Hills Corp	Plimpton & Hills Corp	2 Brainard Road	Hartford	CT	06114	860-522-4233	3/22/2024	0	14	0.0868
M12273	Active	Wholesaler	Trane	Trane Supply	485 Ledyard Street	Hartford	CT	06114	860-541-1721	3/21/2024	0	21	0.3038
P10564	Active	HHW	Mansfield Transfer Station	Mansfield Transfer Station	221 Warrenville Rd. -- SEND TO MAILING	Mansfield Center	CT	06250	(860) 429-3333	2/12/2024	1	3	0.0248
M14873	Active	Wholesaler	Bell Simons	The Bell Pump Company	209 FORBES AVENUE	NEW HAVEN	CT	06512	203-469-5351	5/28/2024	1	57	0.3596
M19975	Active	HVAC Contractor	Ruotolo Mechanical	Ruotolo Mechanical	29 Printers Lane	New Haven	CT	06519	203-772-1563	9/30/2024	0	5	0.0496
M13095	Active	Wholesaler	Star Supply Company	Star Supply Company	118 GANDO DRIVE	NEW HAVEN	CT	06513	(203)772-2240	3/25/2024	1	105	0.7874
M16348	Active	Wholesaler	The Granite Group	The Granite Group	75 JEFFERSON AVE	New London	CT	06320		6/24/2024	0	0	0
M21235	Active	HVAC Contractor	Nero A/C	Nero A C & Heating Inc.	334 State Street	North Haven	CT	06473	(203) 248-8110	10/16/2024	0	22	0.155
M20886	Active	Wholesaler	R. E. Michel Co.	R.E. Michel Company, Inc	23 PERRY AVENUE	NORWALK	CT	06850	(203) 847-4921	4/2/2024	0	17	0.1426
M13808	Active	Wholesaler	The Granite Group	The Granite Group	873 NORWICH RD	PLAINFIELD	CT	06374	603-545-3377	3/21/2024	0	10	0.0682
M19918	Active	HVAC Contractor	Glasco Heating	Glasco Heating	56 Glendale	South Windsor	CT	06074		3/25/2024	0	63	0.465
M18266	Active	Wholesaler	Mitchell Fuel Co. Inc.	Mitchell Fuel Co. Inc.	1209 Sullivan Ave.	South Windsor	CT	06074	860-644-2561	3/25/2024	0	28	0.1736
M17813	Active	Wholesaler	B&F Johnstone Supply	Johnstone Supply	156 Magee Avenue	Stamford	CT	06902	203-359-2626	10/8/2024	3	39	0.3844
M15139	Active	Wholesaler	R. E. Michel Co.	Re Michel Co Inc.	840 ACCESS ROAD	STRATFORD	CT	06615	203-380-9382	4/5/2024	389	114	3.1496
M14480	Active	Wholesaler	Sid Harvey	Sid Harvey Industries	1935 Stratford Ave.	STRATFORD	CT	06615	203-375-4328	5/21/2024	0	16	0.1116
M19955	Active	HVAC Contractor	Barry Cone's	Barry Cone's	22 Migeon Ave	Torrington	CT	06790		9/25/2024	0	13	0.0806
M18253	Active	Wholesaler	Plimpton & Hills Corp	Plimpton & Hills Corp.	148 South Colony Drive	Wallingford	CT	06492	203-269-7739	7/19/2024	0	2	0.0124
M21907	Active	Wholesaler	F.W. Webb	Fw Webb Company	737 Bank St.	Waterbury	CT	06708	203-574-5959	3/25/2024	3	57	0.4464
M21422	Active	Wholesaler	Plimpton & Hills Corp	Plimpton & Hills Corp	183 Dexter Avenue	West Hartford	CT	06110		3/22/2024	0	21	0.1302
M18269	Active	HVAC Contractor	Servco Oil Company	Servco Oil Company	387 Danbury Road	Wilton	CT	06897	203-762-7994	8/21/2024	0	98	0.6324

**Connecticut**

**2024 Collection Location Container Requests**

Bin Assignment Date	Bin: Bin Bar Code	Container Type	Name	Location Type	Street	City	State	Zip Code	County
10/8/2024	M22602	Bin	Plimpton & Hills Corp.	Wholesaler	640 Boston Post Rd	Guilford	CT	06437	New Haven
8/2/2024	P10806	Pail	Town Of Granby	HHW	15 N. Granby Road	Granby	CT	06035	Hartford