

2024 Annual Report

RHODE ISLAND



TABLE OF CONTENTS

| | |
|--|----|
| Thermostat Recycling Corporation Governance _____ | 3 |
| Thermostat Recycling Corporation Board Members _____ | 3 |
| Thermostat Recycling Corporation Dues Paying Members _____ | 3 |
| Thermostat Recycling Corporation Staff _____ | 3 |
| RHODE ISLAND _____ | 4 |
| 2024 Collections and Evaluation _____ | 4 |
| 2024 Collections by Brand _____ | 28 |
| 2024 Summary of the Program Expenses _____ | 30 |
| 2024 Education and Outreach _____ | 31 |
| 2025 Program Modifications _____ | 42 |
| Contact Information _____ | 43 |
| Appendices _____ | 44 |

THERMOSTAT RECYCLING CORPORATION GOVERNANCE

Thermostat Recycling Corporation Board Members

Arnie Meyer (Chairman)
Resideo / Honeywell Home (f/k/a Honeywell)

Charles Ketterer (Vice-Chairman)
Emerson Technologies (White Rodgers)

Bob Johnson (Treasurer)
Lennox

Thermostat Recycling Corporation Dues Paying Members

| | |
|---|---|
| Bard Manufacturing Company, Inc. | ITT Inc. |
| Burnham LLC | Johnson Controls |
| Carrier Corporation | Lennox |
| Chromalox, Inc. | Google |
| ClimateMaster, Inc. | Nortek Global HVAC, LLC |
| Crane Company | Rheem Manufacturing Company |
| Daikin Applied (McQuay) | Schneider Electric USA, Inc. |
| Dwyer Instruments, Inc. | Taco, Inc. |
| ecobee | The Marley-Wylain Company |
| Empire Comfort Systems | TPI Corporation |
| General Electric Company | Trane Residential Systems |
| Goodman Distribution, Inc. | Uponor, Inc. |
| Ademco Inc., wholly owned subsidiary of Resideo Technologies, Inc. (Honeywell Home) | W. W. Grainger, Inc. |
| Hunter Fan Company | White Rodgers, a division of Emerson Electric Co. |

Thermostat Recycling Corporation Staff

Danielle Myers
Executive Director

Dahlia Brennan
Operations Administrator

RHODE ISLAND

2024 Collections and Evaluation

The following analytical report details the annual program performance for mercury thermostat collection in the state of Rhode Island in 2024.

A few of the program highlights for 2024 are included below:

- In 2024 the program **collected 11.9 lbs. of mercury** in Rhode Island. Since 2007, the annual quantity of mercury collected in Rhode Island has averaged 14.0 lbs.
- The program collected **1,750 whole thermostats in 2024**. This was a 16% increase over the number of thermostats collected in 2023.
- Since 2007, the average thermostat count per year is 1,850.
- The average **number of whole thermostats collected per bin in 2024 was 56 thermostats**, a decrease from 63 in 2023.
- The counties with the most bins and thermostats returned in 2024 were **Providence County (25 bins, 1,665 thermostats), Kent County (3 bins, 46 thermostats), and Newport County (2 bins, 28 thermostats)**.
- In 2024, **75% of the partner locations returned at least one bin**.
- **A total of 44 'Miss You' calls were placed and 39 site visits in 2024** which resulted in a positive relationship of activity to bin returns.

Section 1: Program Analytics

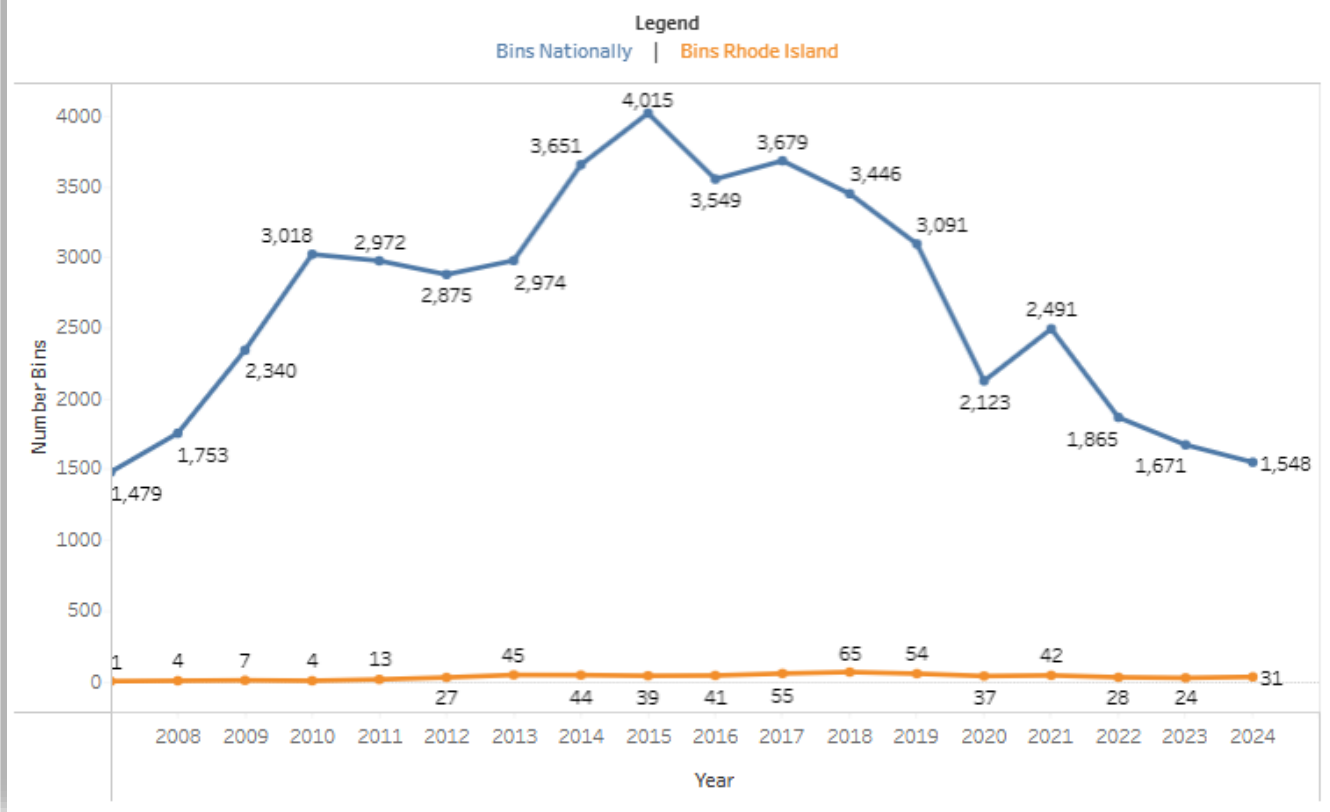
Section 1 of this report examines the annual performance of the thermostat collection recycling program in terms of bins, thermostats, and mercury collected as well as the year-over-year progression of the program. On average, the program has collected 14 lbs. of mercury and 1,850 whole thermostats per year since 2007. In 2024, the program collected 11.9 lbs. of mercury from 1,750 thermostats and 122 loose switches. Figure 1 displays the total number of bins, the total number of thermostats, and the quantity of mercury collected in Rhode Island since the beginning of the program.

Figure 1 - Program Performance Over Time

| Year | Number Bins | Number Thermostats | Mercury (Lb) |
|----------------|-------------|--------------------|--------------|
| 2007 | 1 | 81 | 0.7 |
| 2008 | 4 | 370 | 2.9 |
| 2009 | 7 | 654 | 7.4 |
| 2010 | 4 | 420 | 2.8 |
| 2011 | 13 | 1,068 | 10.3 |
| 2012 | 27 | 1,617 | 12.6 |
| 2013 | 45 | 2,477 | 18.2 |
| 2014 | 44 | 2,661 | 23.4 |
| 2015 | 39 | 2,212 | 16.7 |
| 2016 | 41 | 2,275 | 24.9 |
| 2017 | 55 | 3,028 | 20.4 |
| 2018 | 65 | 4,384 | 29.0 |
| 2019 | 54 | 4,017 | 28.8 |
| 2020 | 37 | 2,473 | 16.1 |
| 2021 | 42 | 2,381 | 15.9 |
| 2022 | 28 | 1,425 | 10.3 |
| 2023 | 24 | 1,508 | 10.2 |
| 2024 | 31 | 1,750 | 11.9 |
| Total | 537 | 33,293 | 252.3 |
| Average | 30 | 1,850 | 14.0 |

Figure 2 displays the number of bins collected in Rhode Island since the initiation of the collection program, as well as the total number of bins collected in the U.S. over the same period. The number of bins collected in Rhode Island has generally increased from 2007 to 2013. In 2017, bin returns increased again, peaking with the highest number of bins returned in 2018 with 65 bins.

Figure 2 - Bins Collected Over Time in Rhode Island and Nationally



The 11.9 lbs. of mercury collected in Rhode Island in 2024 was an increase from the 10.2 lbs. collected in 2023. Figure 3 displays the quantity of mercury collected in Rhode Island over time as well as the annual percent change in Rhode Island and nationally.

Figure 3 - Quantity (Lb) of Mercury Collected in Program and Annual Changes to Rhode Island and Nationally

| Year | Mercury (Lb) | % Change Rhode Island | % Change Nationally |
|----------------|--------------|-----------------------|---------------------|
| 2007 | 0.7 | | 2% |
| 2008 | 2.9 | 306% | 16% |
| 2009 | 7.4 | 150% | 16% |
| 2010 | 2.8 | -62% | 26% |
| 2011 | 10.3 | 270% | 4% |
| 2012 | 12.6 | 22% | -5% |
| 2013 | 18.2 | 44% | -5% |
| 2014 | 23.4 | 28% | 13% |
| 2015 | 16.7 | -29% | -1% |
| 2016 | 24.9 | 49% | -15% |
| 2017 | 20.4 | -18% | -7% |
| 2018 | 29.0 | 42% | -42% |
| 2019 | 28.8 | -1% | 5% |
| 2020 | 16.1 | -44% | -35% |
| 2021 | 15.9 | -1% | 5% |
| 2022 | 10.3 | -36% | -28% |
| 2023 | 10.2 | -1% | 1% |
| 2024 | 11.9 | 16% | -22% |
| Average | 14.6 | | |

Rhode Island collected 1,750 thermostats in 2024. This was a 16% increase over the number of thermostats collected in 2023. Figure 4 displays the total number of thermostats collected in Rhode Island and nationally, and Figure 5 shares the underlying data as well as the calculated annual percent change.

Figure 4 - Number of Whole Thermostats Collected Over Time in Rhode Island and Nationally

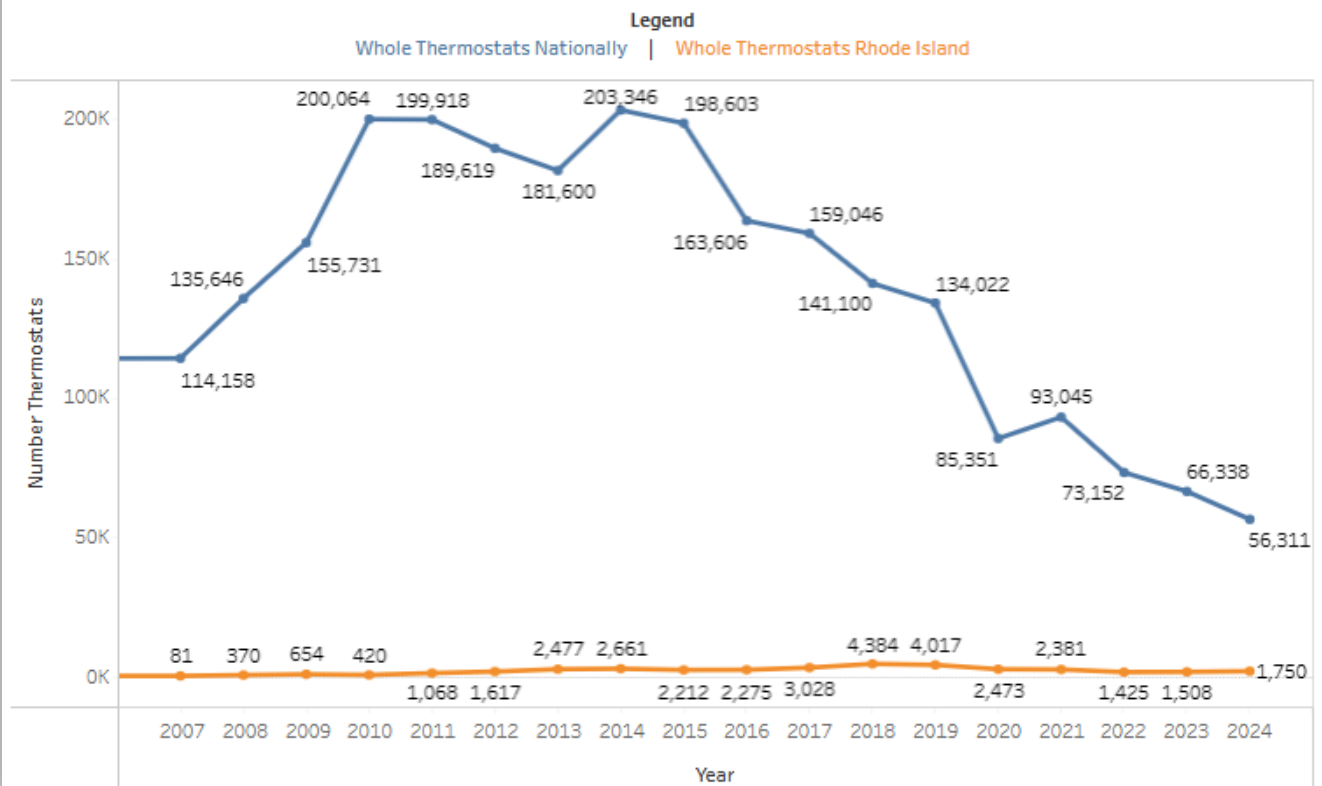


Figure 5 - Whole Thermostats Collected in Rhode Island and Nationally Over Time and Annual Percent Change

| Year | Number Thermostats Rhode | % Change Rhode Island | % Change Nationally |
|----------------|--------------------------|-----------------------|---------------------|
| 2007 | 81 | | |
| 2008 | 370 | 357% | 19% |
| 2009 | 654 | 77% | 15% |
| 2010 | 420 | -36% | 28% |
| 2011 | 1,068 | 154% | 0% |
| 2012 | 1,617 | 51% | -5% |
| 2013 | 2,477 | 53% | -4% |
| 2014 | 2,661 | 7% | 12% |
| 2015 | 2,212 | -17% | -2% |
| 2016 | 2,275 | 3% | -18% |
| 2017 | 3,028 | 33% | -3% |
| 2018 | 4,384 | 45% | -11% |
| 2019 | 4,017 | -8% | -5% |
| 2020 | 2,473 | -38% | -36% |
| 2021 | 2,381 | -4% | 9% |
| 2022 | 1,425 | -40% | -21% |
| 2023 | 1,508 | 6% | -1% |
| 2024 | 1,750 | 16% | -15% |
| <u>Average</u> | 1,850 | | |

Figure 6 displays the monthly distribution of bins and thermostats collected in Rhode Island in 2024.

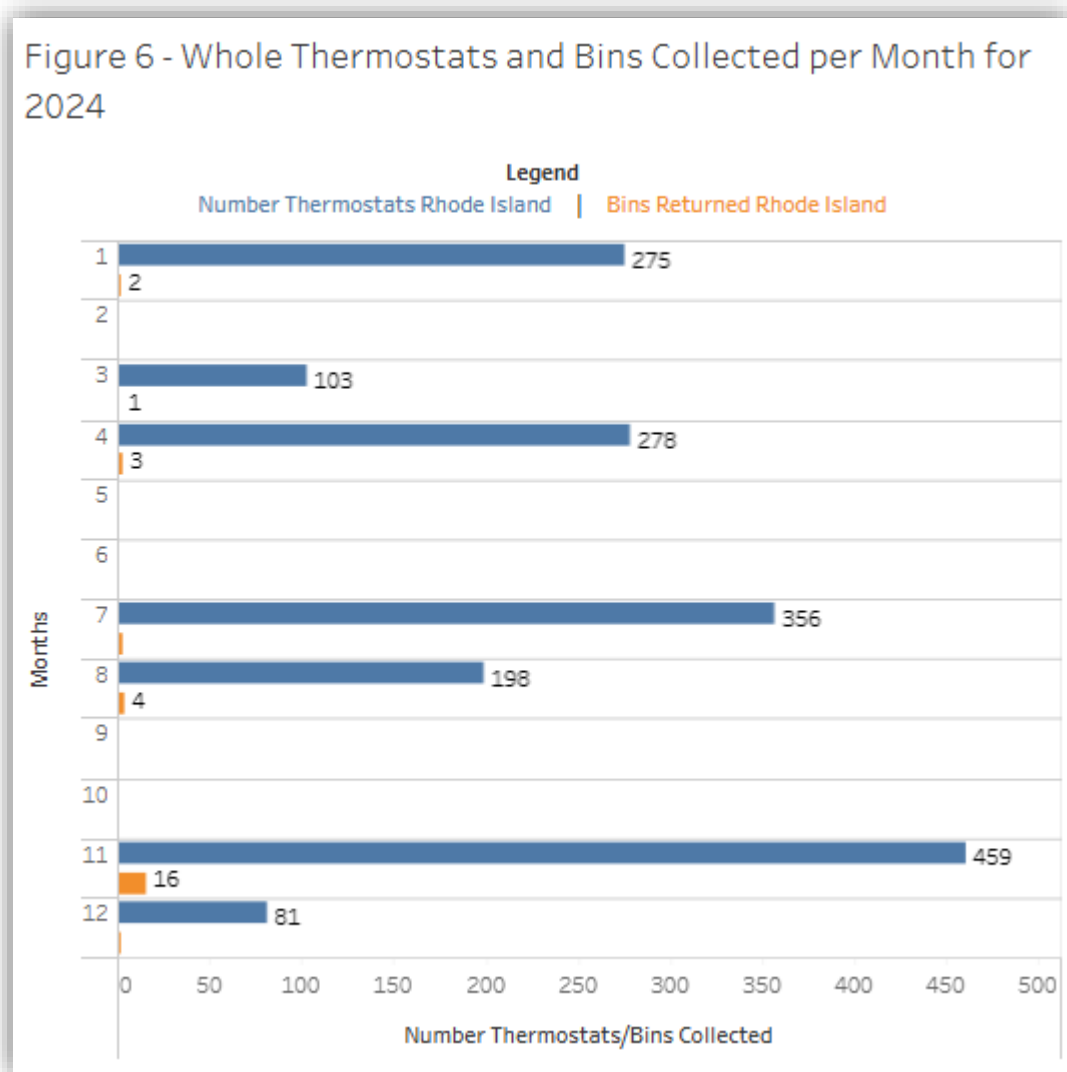


Figure 7 shows the average number of thermostats per bin returned per month for the year.

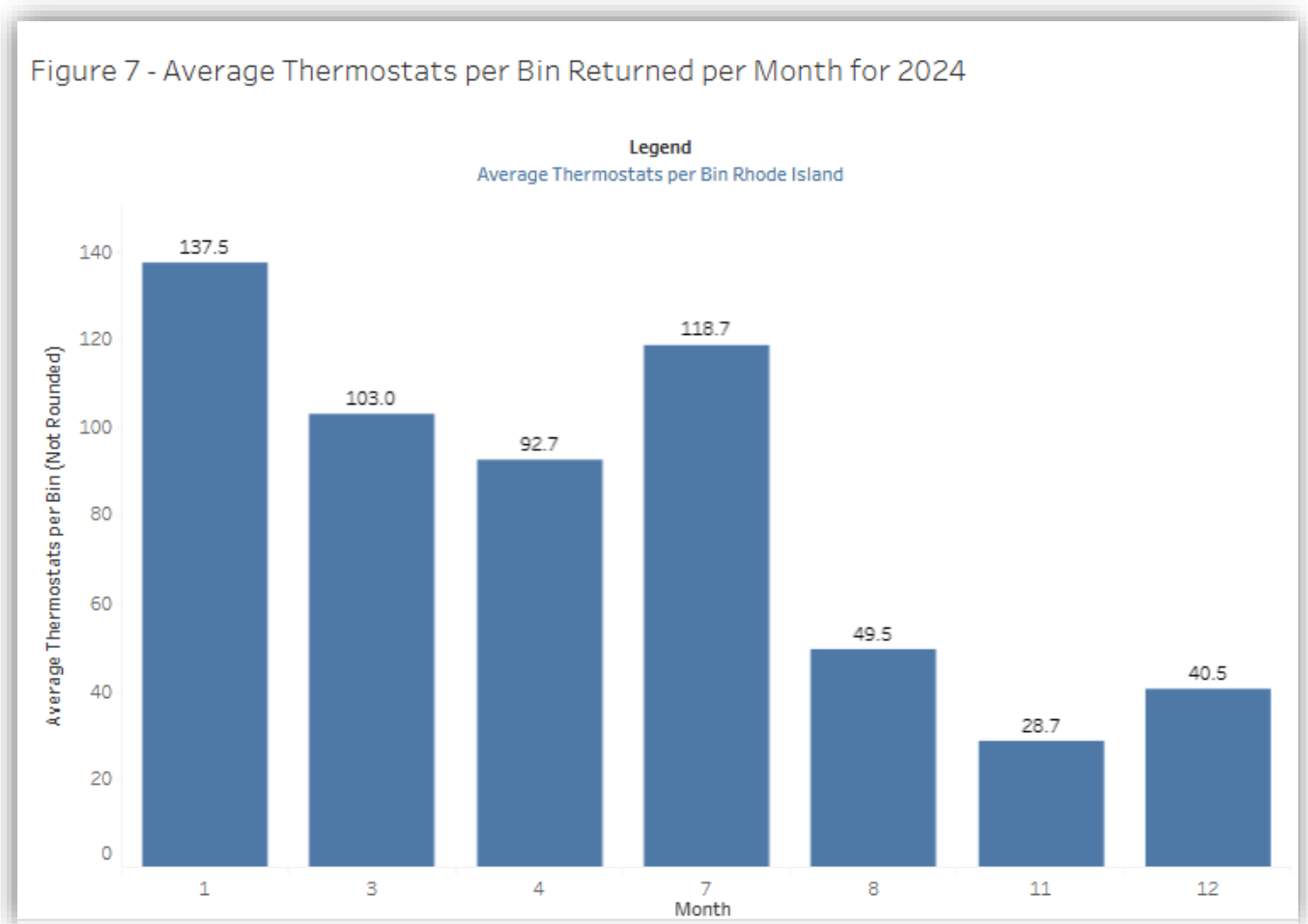


Figure 8 displays the average number of thermostats returned per bin in Rhode Island and in the U.S. since the beginning of the Rhode Island program. Nationally, the number of thermostats per bin has been decreasing annually since 2000. In Rhode Island a similar pattern is observed, with the exception of a few years. The number of thermostats per bin in 2024 (56 thermostats per bin avg.) decreased from 2023 (63 thermostats per bin avg.).

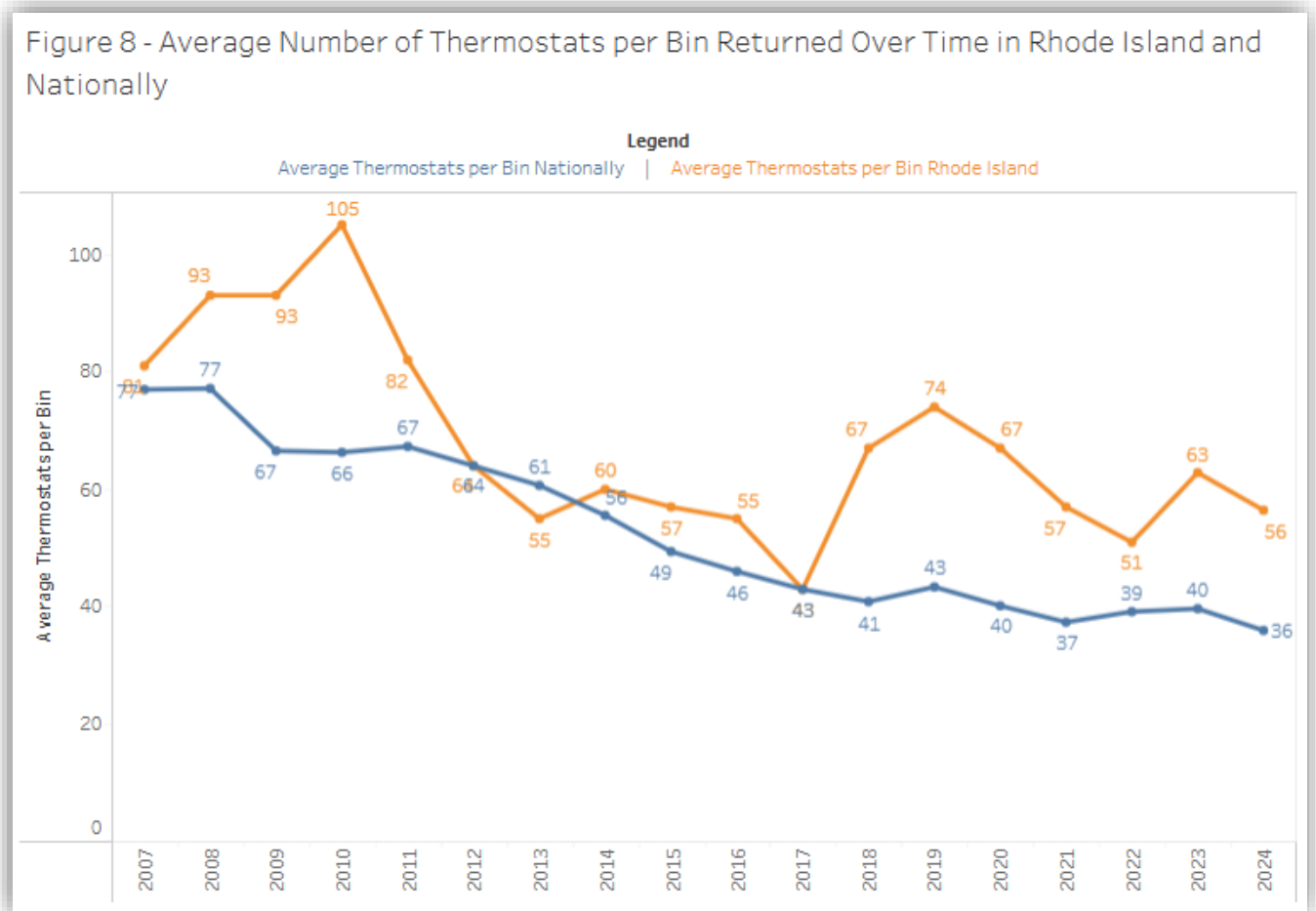
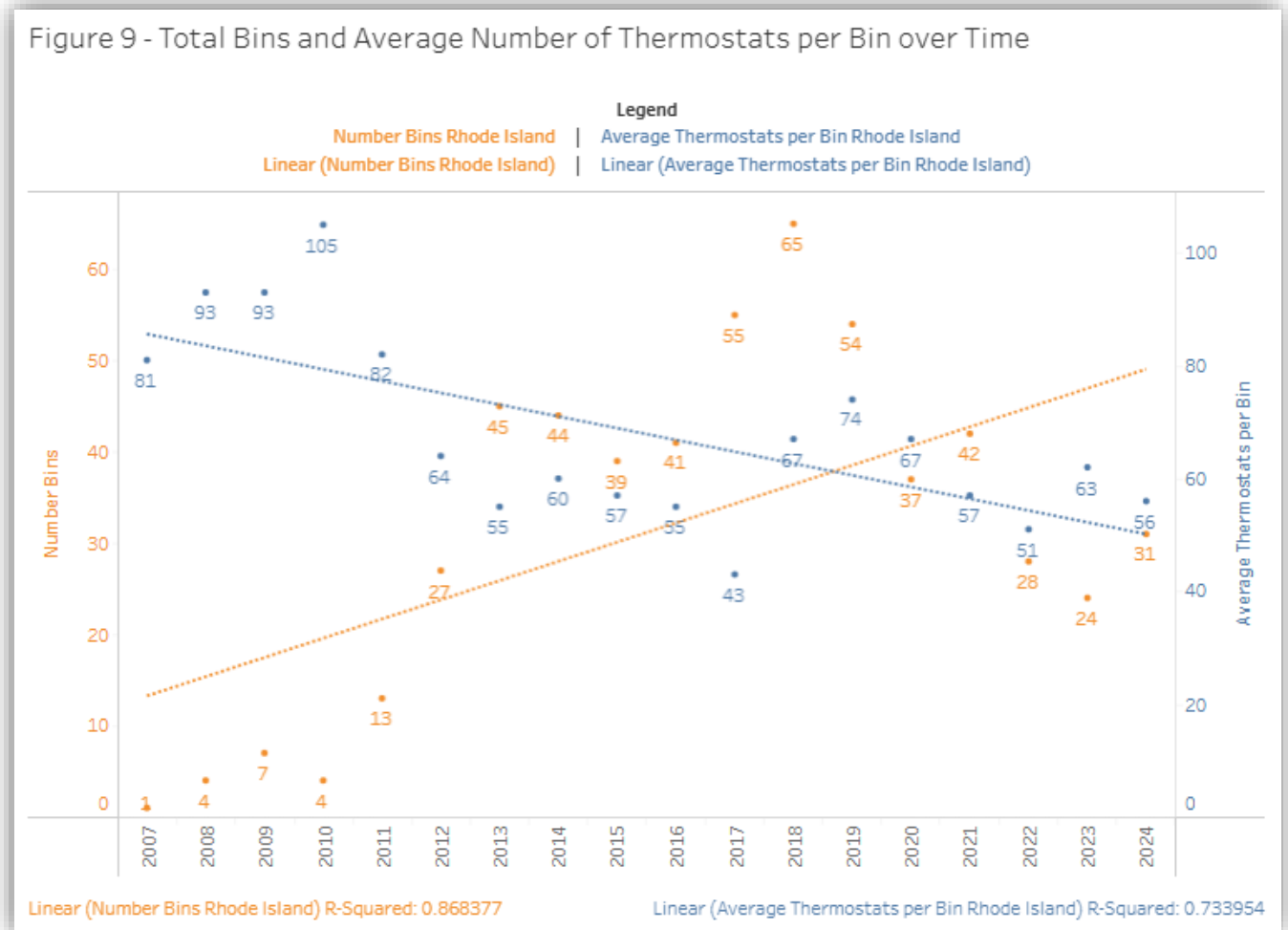


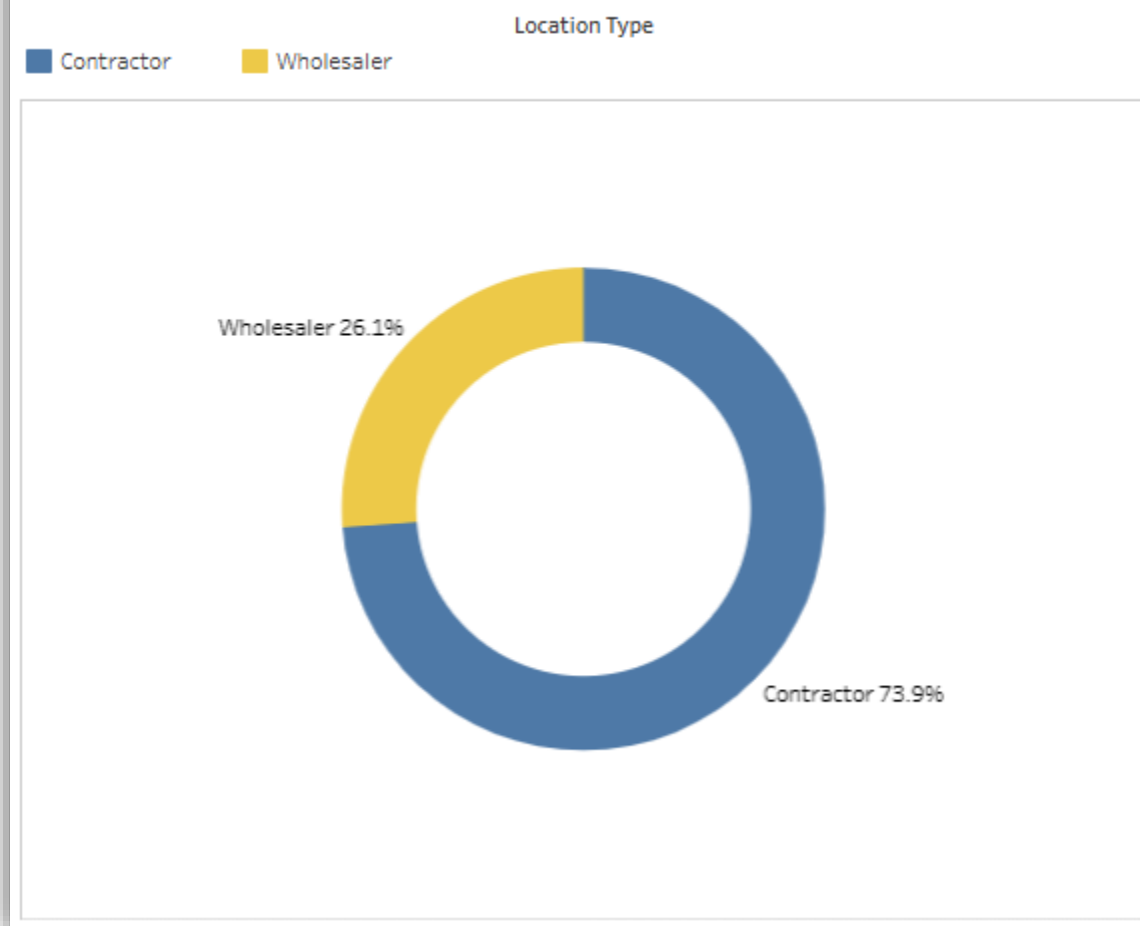
Figure 9 plots the total bins returned over time along with the average number of thermostats per bin over the same period. In general, the number of bins returned in Rhode Island increased steadily from 2007 to 2018.



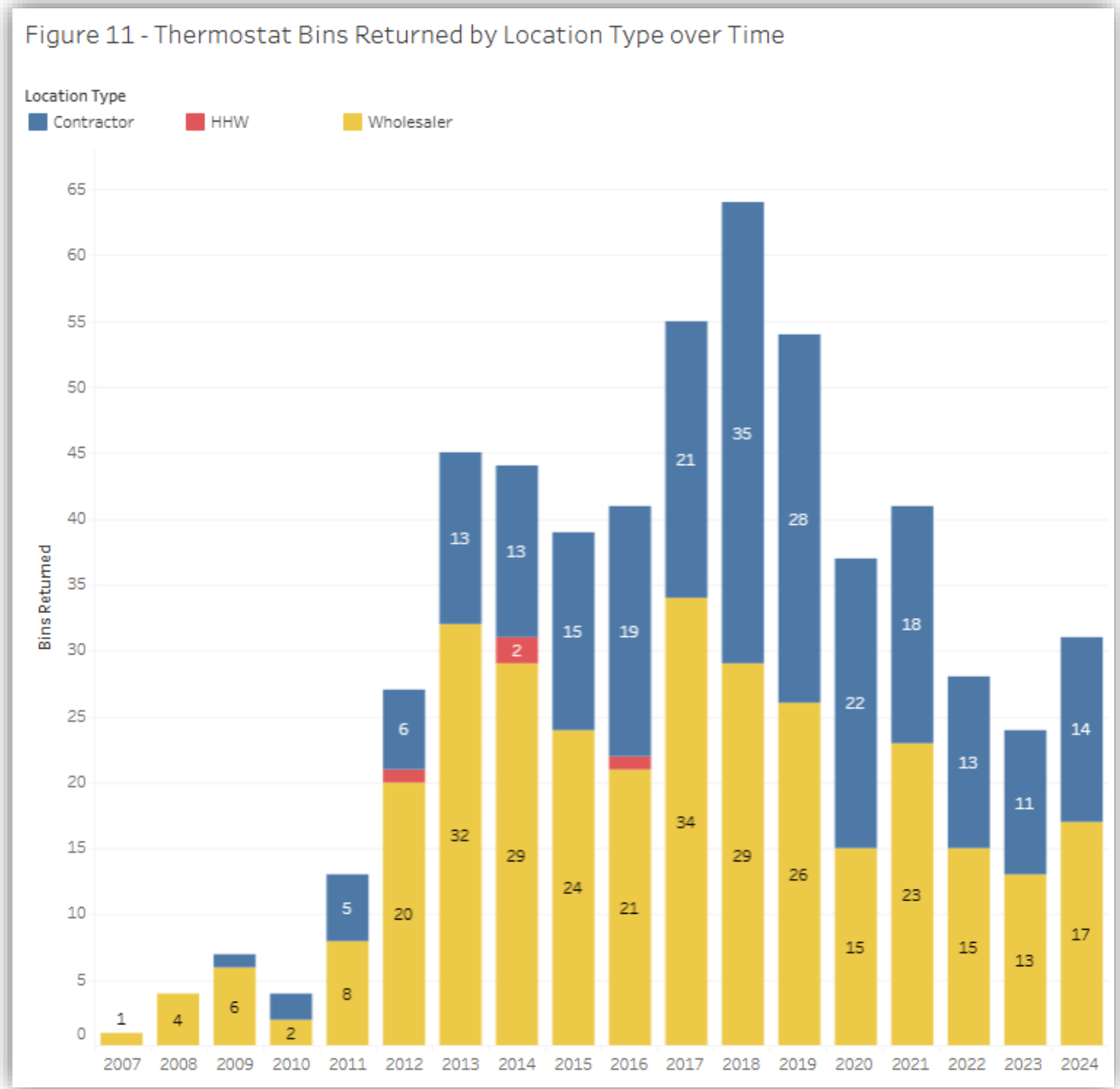
SECTION 2: Channel Partner Analysis

Section 2 of the report examines the partner locations in more detail. Most thermostats collected in Rhode Island were through contractors (73.9%) with the remaining thermostats collected by wholesalers (26.1%). Figure 10 shows the distribution of thermostats collected by location type in 2024.

Figure 10 - Thermostats Collected by Location Type in 2024



The number of bins returned in 2024 increased across contractors and wholesalers. Figure 11 displays the change in the number of bins returned by thermostat collection type over time in Rhode Island.



In 2024, 75% of Rhode Island locations possessing a collection bin sent back at least one bin for recycling. The distribution is displayed in Figure 12.

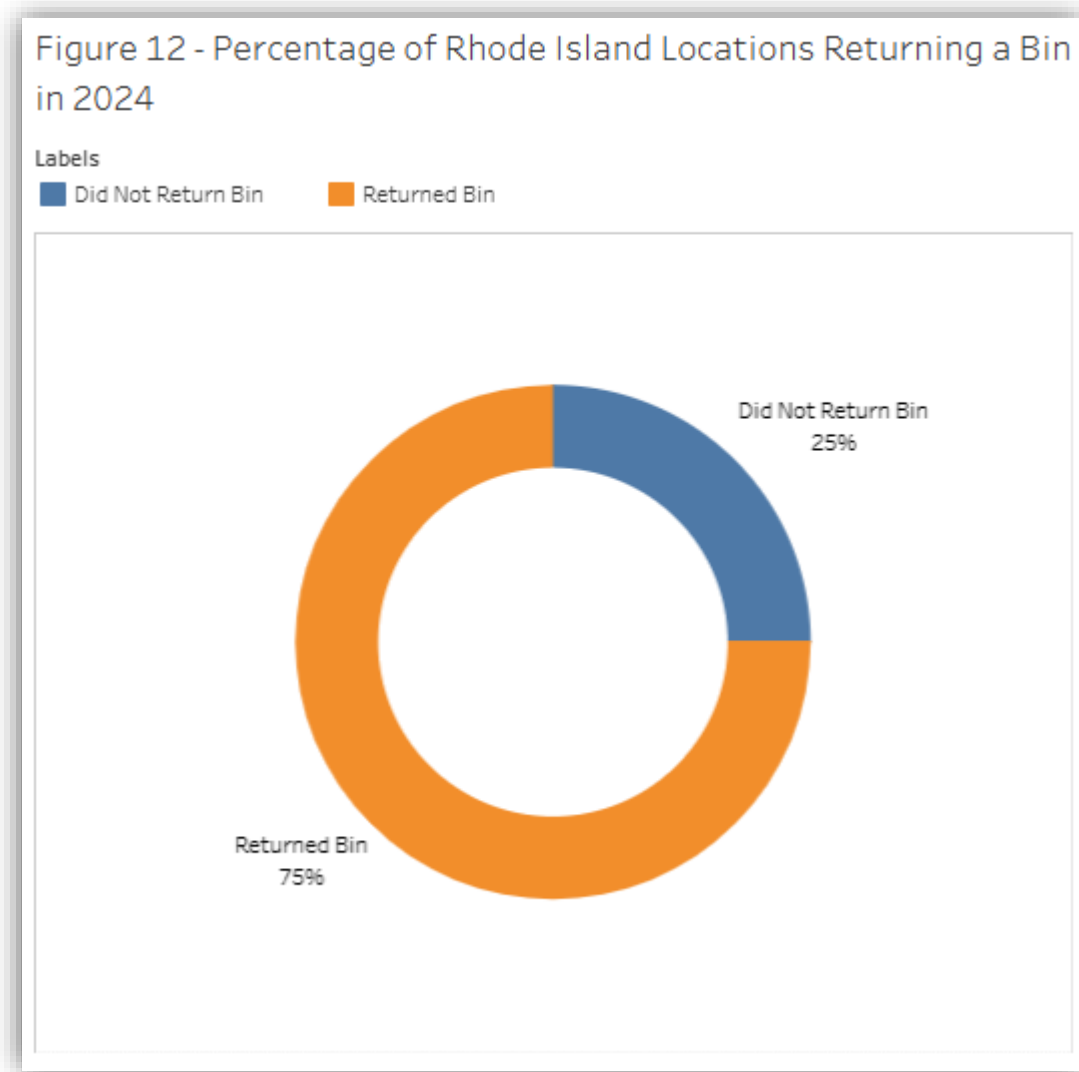


Figure 13 displays the total bins and thermostats returned by county in 2024. An analysis of the top performing counties revealed that Providence County (25 bins, 1,665 thermostats), Kent County (3 bins, 46 thermostats), and Newport County (2 bins, 28 thermostats) returned the greatest number of bins and thermostats in 2024.

Figure 13 - Bins Returned and Total Thermostats Returned 2024 by County

| | Number Thermostats | Number Bins |
|------------|--------------------|-------------|
| Providence | 1,665 | 25 |
| Kent | 46 | 3 |
| Newport | 28 | 2 |
| Washington | 11 | 1 |

TRC partner Rise Engineering (1,187 thermostats) returned the highest number of thermostats in Rhode Island in 2024, followed by Sid Harvey (177 thermostats) and Bell Simons (120 thermostats). Apart from these locations, one additional program partner returned more than 50 thermostats. Figure 14 displays the top performers in terms of total thermostats returned in 2024.

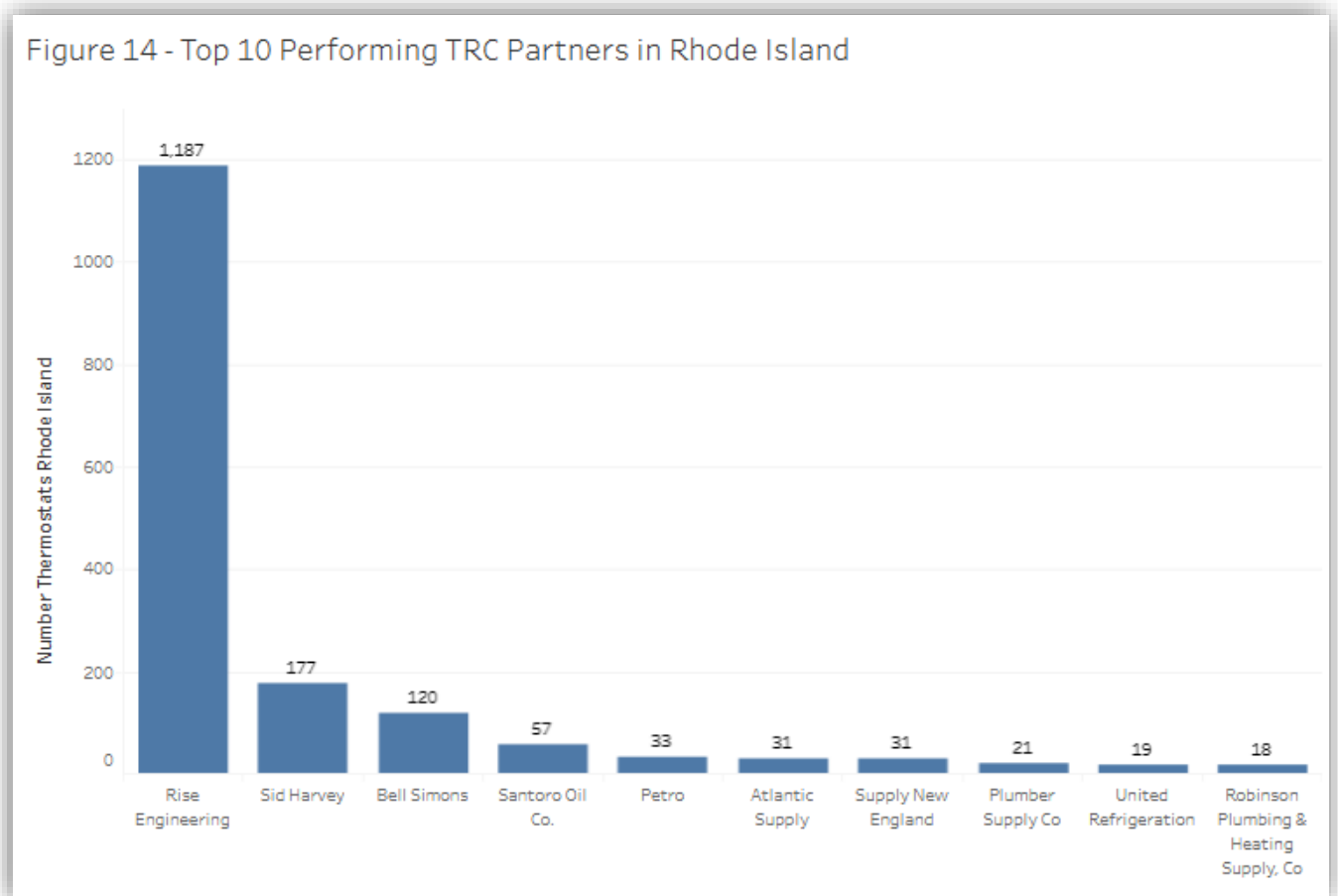


Figure 15 includes the top performers for 2024 by each of the following categories: total bins returned, total thermostats returned, and average number of thermostats per bin.

Figure 15 - Top 10 Performing Partners by Total Bins, Total Thermostats, and Average Thermostats per Bin

| | Number Thermostats | Number Bins | Average Thermostats per Bin |
|--|--------------------|-------------|-----------------------------|
| Rise Engineering | 1,187 | 10 | 119 |
| Sid Harvey | 177 | 3 | 59 |
| Bell Simons | 120 | 2 | 60 |
| Santoro Oil Co. | 57 | 1 | 57 |
| Petro | 33 | 1 | 33 |
| Atlantic Supply | 31 | 1 | 31 |
| Supply New England | 31 | 3 | 10 |
| Plumber Supply Co | 21 | 1 | 21 |
| United Refrigeration | 19 | 1 | 19 |
| Robinson Plumbing & Heating Supply, Co | 18 | 1 | 18 |

TRC conducted several activities in 2024 to increase the number of bins and thermostats returned in Rhode Island. These activities included site visits and ‘miss you’ calls to collection locations that may not have returned a bin recently. In 2024, 39 site visits (every location in the state) were conducted in Rhode Island, and a total of 44 ‘miss you’ calls were placed. Figure 16 displays the relationship between the number of site visits per month, the bins returned per month, and the number of thermostats (in 100’s) returned per month. In 2024, there was a positive correlation between activities performed and the number of bins returned.

Figure 16 - Relationship Between Site Visits and Bins and Thermostats Returned Per Month in 2024

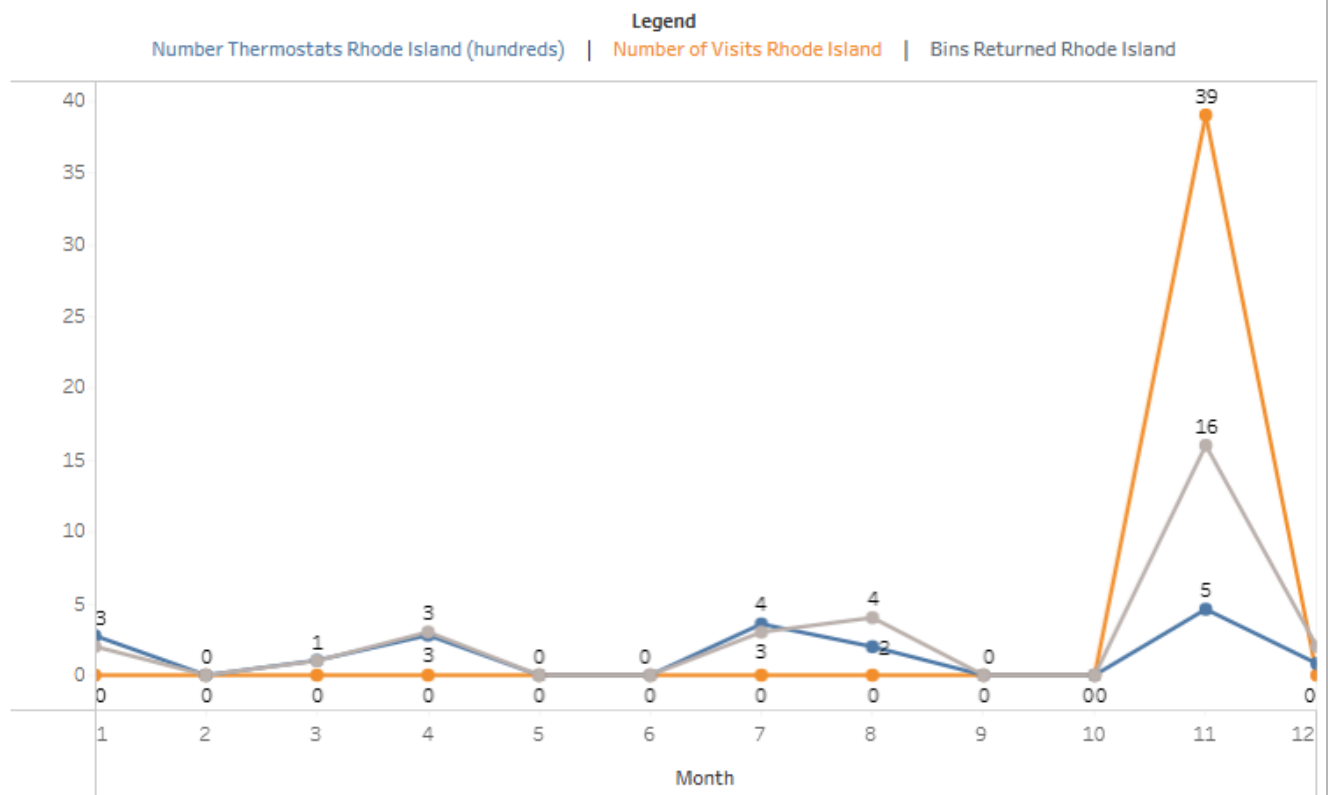
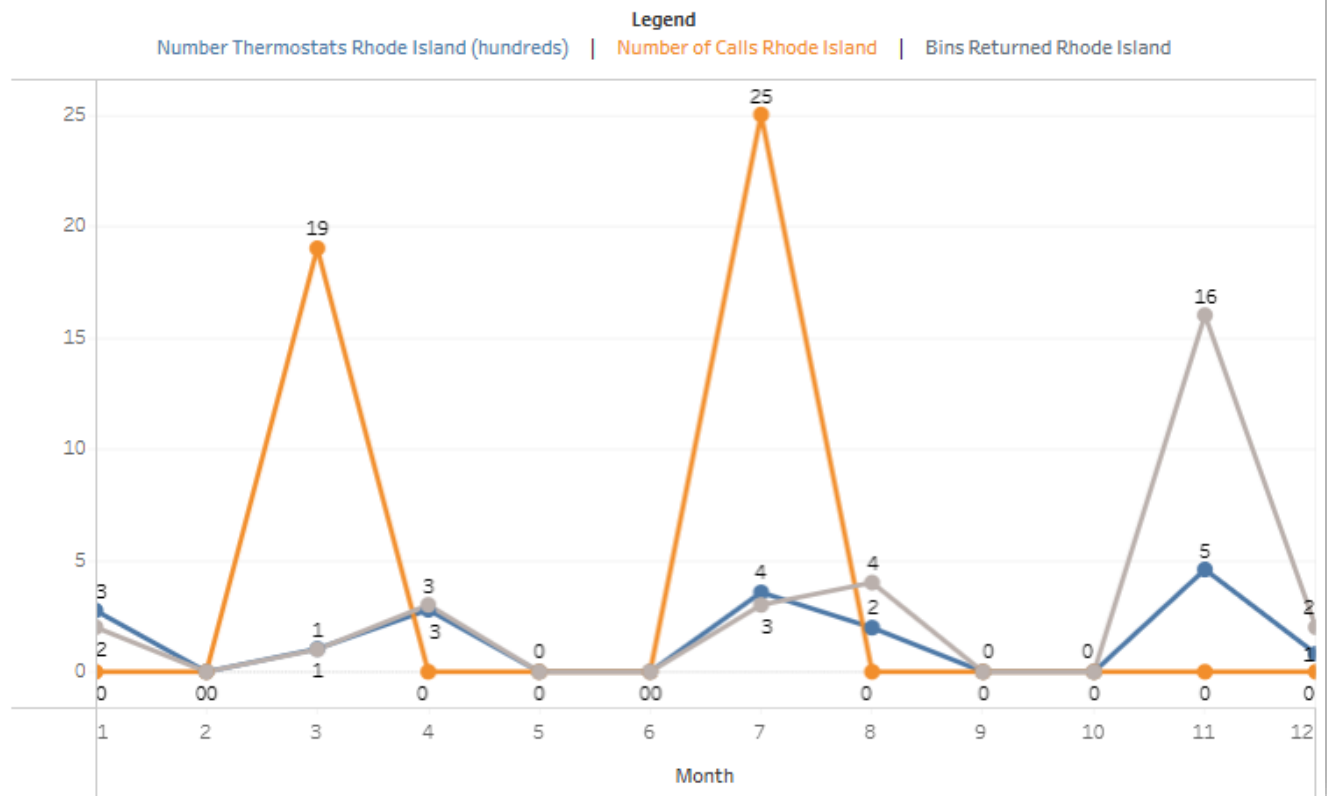


Figure 17 displays the relationship between the number of calls per month, the bins returned per month and the number of thermostats (by 100's) returned per month.

Figure 17 - Relationship Between 'Miss You' Calls and Bins and Thermostats Returned per Month in 2024



SECTION 3: Comparisons to National and Other States' Data

To compare how the Rhode Island collection partners performed in 2024, the national average for the number of bins returned per location that returned at least one bin was calculated and compared to the Rhode Island average since 2012. The average number of bins does not include locations that did not return any bins in that year. It should be noted that when making comparisons each state has different regulations, a different mix of housing types, local policies, and incentives that may have a unique impact on returns.

Figure 18 - Average Number of Bins Returned Per Location Per Year

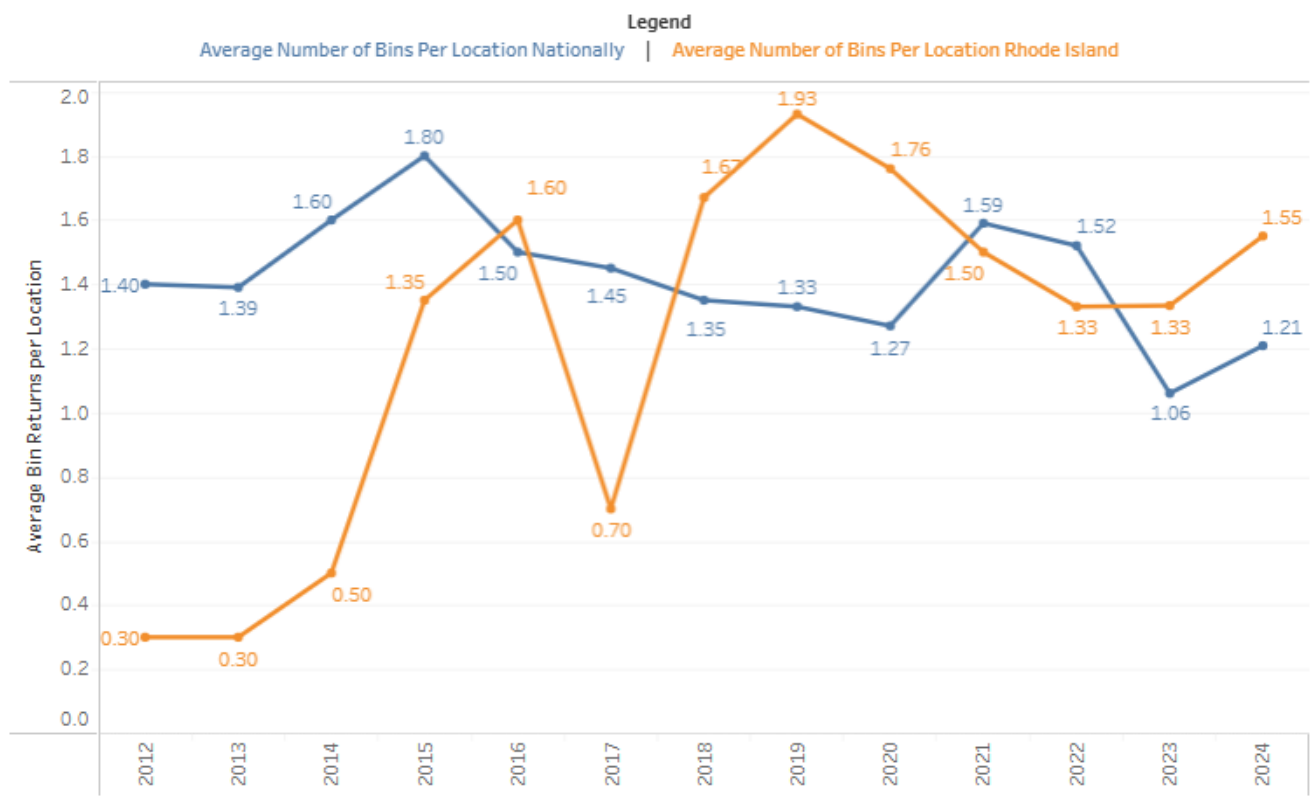


Figure 19 displays the locations in Rhode Island that returned more than one bin in any given year since 2021, and Figure 20 displays the top 10 partners in the U.S. over the same period in terms of the number of bins returned.

Figure 19 - Partner Locations in Rhode Island Returning More than 1 Bin per Last 4 Years

| 2021 | | 2023 | |
|--|----|--|----|
| Rise Engineering | 14 | R. E. Michel Co. | 23 |
| Supply New England | 4 | Petro | 13 |
| Bell Simons | 2 | Santoro Oil Co. | 9 |
| The Granite Group | 2 | Rise Engineering | 8 |
| | | Supply New England | 6 |
| 2022 | | Bell Simons | 5 |
| R.E. Michel Co. | 23 | Ardente Supply Co Inc. | 4 |
| Petro | 13 | Gem Plumbing & Heating | 4 |
| Rise Engineering | 12 | Delta T Distributors | 3 |
| Santoro Oil Co. | 9 | Rhode Island Resource Recovery Corp. Eco-Depot | 3 |
| Supply New England | 6 | Stedman & Kazounis Plumbing & Heating Co Inc | 3 |
| Bell Simons Co | 5 | The Portland Group | 3 |
| Ardente Supply Co Inc. | 4 | Cohen Heating Supply Company | 2 |
| Gem Plumbing & Heating | 4 | Furnace & Duct Supply Co. Inc. | 2 |
| Delta T Distributors | 3 | Homans Associates LLC | 2 |
| Rhode Island Resource Recovery Corp. Eco-Depot | 3 | John F. White & Co | 2 |
| Stedman & Kazounis Plumbing & Heating Co Inc | 3 | Johnstone Supply | 2 |
| The Portland Group | 3 | National Grid | 2 |
| Cohen Heating Supply Company | 2 | S.G. Torrice Co | 2 |
| Furnace & Duct Supply Co. Inc. | 2 | Trane (Closed) | 2 |
| Homans Associates LLC | 2 | United Refrigeration | 2 |
| John F. White & Co | 2 | | |
| National Grid | 2 | 2024 | |
| Petro Holdings Inc. | 2 | Rise Engineering | 10 |
| S. G. Torrice Corp | 2 | Sid Harvey | 3 |
| Trane (Closed) | 2 | Supply New England | 3 |
| United Refrigeration Inc | 2 | Bell Simons | 2 |

Figure 20 - Top 10 Performing Partner Locations Nationwide in Bins Returned Last 4 Years

| 2021 | | 2023 | |
|--|-----|--|-----|
| Johnstone Supply | 303 | Johnstone Supply | 213 |
| R. E. Michel Co. | 190 | R.E. Michel Company, Inc | 113 |
| United Refrigeration | 123 | United Refrigeration | 86 |
| Ferguson | 69 | Ferguson | 59 |
| Lennox | 60 | Lennox | 41 |
| Goodman Distribution | 46 | Goodman Distribution | 33 |
| Refrigeration Supplies Distributor (RSD) | 39 | US Air Conditioning Distributors (USACD) | 33 |
| Watsco | 38 | F.W. Webb | 31 |
| F.W. Webb | 37 | Refrigeration Supplies Distributor (RSD) | 30 |
| Us Air Conditioning Distributors (USACD) | 37 | Sid Harvey | 24 |
| 2022 | | 2024 | |
| Johnstone Supply | 246 | Johnstone Supply | 163 |
| R.E. Michel Co. | 157 | R. E. Michel Co. | 107 |
| United Refrigeration | 80 | United Refrigeration | 64 |
| Ferguson | 46 | Lennox | 58 |
| Us Air Conditioning Distributors (USACD) | 43 | Ferguson | 37 |
| Lennox | 42 | Refrigeration Supplies Distributor (RSD) | 36 |
| Refrigeration Supplies Distributor (RSD) | 42 | F.W. Webb | 31 |
| Watsco | 35 | US Air Conditioning Distributors (USACD) | 29 |
| Sid Harvey | 32 | Goodman Distribution | 23 |
| F.W. Webb | 31 | Gustave A Larson | 20 |

Figure 21 displays total percentage of locations that actively participated in the program (active participation defined as sending back at least one bin) in 2024, for all the states that mandate thermostat returns reporting as well as the U.S. national average for all states (reporting and non-reporting). In 2024, 75% of the locations in Rhode Island returned at least one bin compared to a national average of 17%. The highest percentage of locations returning a bin in 2024 among states that mandate thermostat returns reporting was Rhode Island (75%).

Figure 21 - Percent of Locations Returning a Bin in 2024

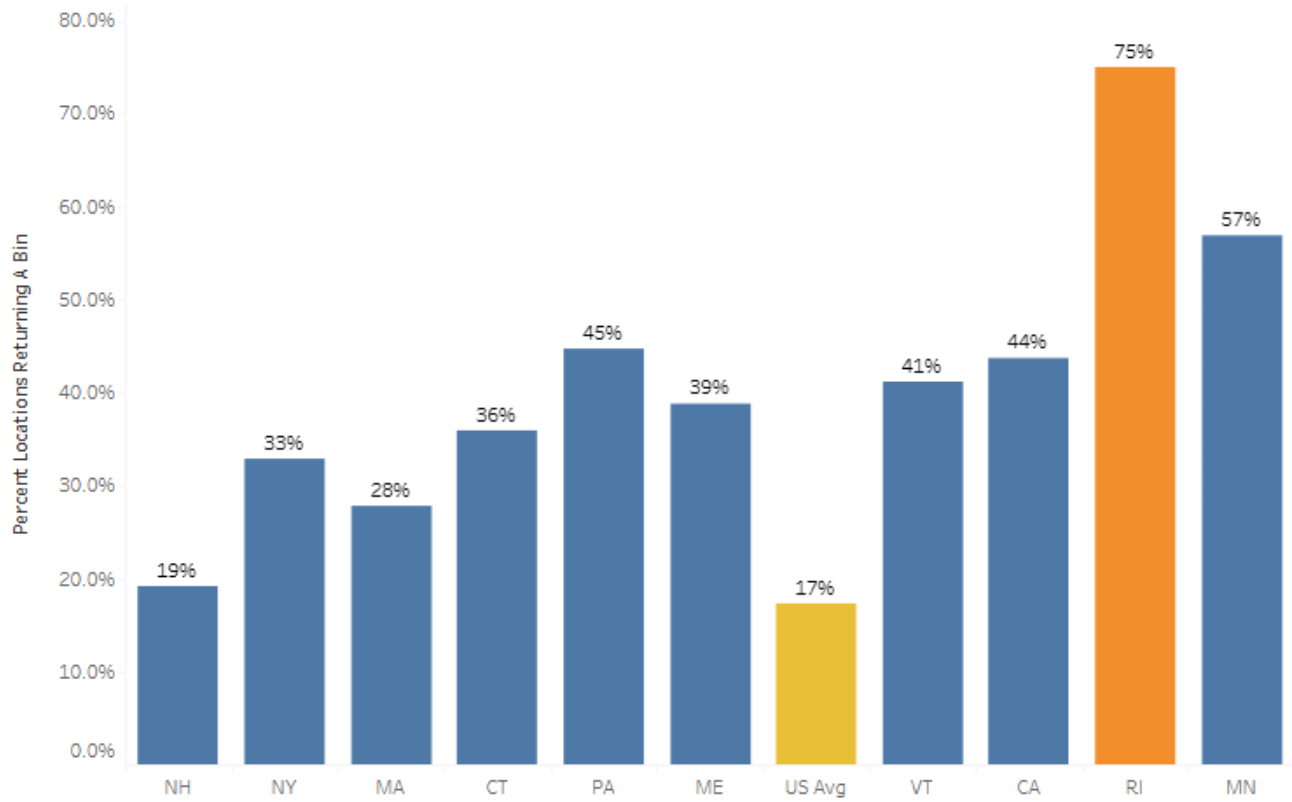


Figure 22 compares the Rhode Island and national rates for several analytics. These include: total whole thermostats, bins, and loose switches collected, number of thermostats collected by total locations and per actively participating locations, number of thermostats per bin returned on average, equivalent average, and number of mercury thermostat equivalents returned in 2024. The equivalent average is an average of the number of switches in whole thermostats collected in Rhode Island, and it is used to represent an equivalent number of thermostats from returned loose switches. The thermostat equivalent number includes the totals of whole thermostats returned plus the number of thermostats estimated from loose switches. Figure 23 ranks the states for each category. The states displayed are those that mandate thermostat returns reporting.

Figure 22 - Comparison of States and US Average Among Several Categories

| State | Whole Thermostats | Bins | Loose Switches | Thermostats returned per total # of locations with bins | Average Thermostats per bin | Average Thermostats collected per location that returned | Equivalent Average | Thermostats Equivalent in 2024 | % Change over previous year |
|--------|-------------------|------|----------------|---|-----------------------------|--|--------------------|--------------------------------|-----------------------------|
| CA | 4,021 | 308 | 1,080 | 5 | 13 | 10 | 1.8379 | 4,609 | -50% |
| CT | 1,011 | 30 | 398 | 5 | 34 | 13 | 1.1602 | 1,354 | -8% |
| MA | 4,238 | 85 | 1,071 | 14 | 50 | 46 | 1.1036 | 5,208 | -19% |
| ME | 2,867 | 88 | 16 | 15 | 33 | 33 | 1.0373 | 2,882 | 14% |
| MN | 4,001 | 68 | 838 | 31 | 59 | 51 | 1.1600 | 4,723 | -32% |
| NH | 997 | 29 | 605 | 5 | 34 | 24 | 1.1344 | 1,530 | 56% |
| NY | 2,670 | 94 | 406 | 6 | 28 | 16 | 1.1955 | 3,010 | 23% |
| PA | 4,074 | 78 | 1,222 | 13 | 52 | 26 | 1.2629 | 5,042 | -27% |
| RI | 1,750 | 31 | 122 | 44 | 56 | 51 | 1.0234 | 1,869 | 24% |
| VT | 1,680 | 64 | 40 | 12 | 26 | 22 | 1.0833 | 1,717 | -3% |
| US Avg | 1,130 | 32 | 217 | 15 | 37 | 37 | 1.3240 | 1,348 | 1% |

Figure 23 - Comparison of States and US Average Among Several Categories, Rankings

| | Whole Thermostats | Bins | Loose Switches | Thermostats returned per total # of locations with bins | Average Thermostats per bin | Average Thermostats collected per location that returned at least one bin in 2024 | Equivalent Average | Thermostat Equivalents in 2024 | % Change over previous year |
|----|----------------------|--------|-------------------|---|-----------------------------------|---|-----------------------|--------------------------------------|-----------------------------------|
| 1 | MA | CA | PA | RI | MN | MN | CA | MA | NH |
| 2 | PA | NY | CA | MN | RI | RI | US Avg | PA | RI |
| 3 | CA | ME | MA | ME | PA | MA | PA | MN | NY |
| 4 | MN | MA | MN | US Avg | MA | US Avg | NY | CA | ME |
| 5 | ME | PA | NH | MA | US Avg | ME | CT | NY | US Avg |
| 6 | NY | MN | NY | PA | NH | PA | MN | ME | VT |
| 7 | RI | VT | CT | VT | CT | NH | NH | RI | CT |
| 8 | VT | US Avg | US Avg | NY | ME | VT | MA | VT | MA |
| 9 | US Avg | RI | RI | CA | NY | NY | VT | NH | PA |
| 10 | CT | CT | VT | CT | VT | CT | ME | CT | MN |
| 11 | NH | NH | ME | NH | CA | CA | RI | US Avg | CA |

2024 Collections by Brand

In Rhode Island, Thermostat Recycling Corporation (TRC) recovered the equivalent of 1,869 mercury thermostats from 1,750 whole mercury thermostats plus 122 mercury switches removed from thermostats. A total of 11.86 pounds of mercury was diverted from solid waste.

*Please note the explanation of the converted thermostats or thermostat equivalents below.¹ An example of the mercury ampoule is shown below.



As required by the state statute, a table of thermostat brand holders with their corresponding thermostats, the number of switches and the pounds of mercury recycled is below. It is important to note that there remain non-members whose thermostats the TRC collection program recycles. They are listed in the table as “Non-Member Brands”.

¹ A mercury thermostat contains a variable amount of mercury ampoules or “switches” attached to the subbase of the thermostat. These glass ampoules often are collected in the recycling container without the intact thermostat attached to them. TRC collects and counts these loose ampoules and recycles them. To derive the converted thermostat or thermostat equivalent, the program takes the following calculations to develop the converted thermostat or thermostat equivalent. First, TRC will count the total whole (intact) thermostats collected in the recycling bins. From these units, there is an intact ampoules count. TRC then takes the intact ampoules divided by the whole (intact) thermostats or otherwise known as the conversion ratio. After the conversion ratio is calculated, TRC will multiply the loose mercury switches by the conversion ratio. Lastly, we add this result to the whole (intact) thermostats to produce the converted thermostats or thermostat equivalents.

| Brand Holder | Thermostats | Count Switches | Pounds of Mercury |
|--|--------------|----------------|-------------------|
| Bard Manufacturing Corporation | - | - | 0 |
| Burnham Holdings, Inc | - | - | 0 |
| Carrier Corporation | - | - | 0 |
| Chromalox | - | - | 0 |
| Climate Master, Inc. | - | - | 0 |
| Crane Company | - | - | 0 |
| Daikin Applied | - | - | 0 |
| Dwyer Instruments | - | - | 0 |
| ecobee | - | - | 0 |
| Emerson Electric Corporation/White | 249 | 251 | 1.5562 |
| Empire Comfort Systems | - | - | 0 |
| General Electric Corporation | - | - | 0 |
| Goodman Global | - | - | 0 |
| Honeywell Home | 1485 | 1518 | 9.4116 |
| Hunter Fan Company | - | - | 0 |
| ITT Corporation | - | - | 0 |
| Lennox International Inc. | - | - | 0 |
| Marley-Wylain Company | 1 | 1 | 0.0062 |
| Nest | - | - | 0 |
| Nortek Global HVAC | 5 | 5 | 0.031 |
| Rheem Manufacturing Company | - | - | 0 |
| Schneider Electric (Invensys Controls) | 1 | 1 | 0.0062 |
| Taco Comfort Solutions | - | - | 0 |
| TPI Corporation | - | - | 0 |
| Trane Residential Systems | 4 | 5 | 0.031 |
| Uponor, Inc. | - | - | 0 |
| W. W. Grainger | 5 | 10 | 0.062 |
| York/Johnson Controls | - | - | 0 |
| Non-Member Brands | | | |
| NOM (Manufacturer not identifiable) | 0 | 122 | 0.7564 |
| Total | 1,750 | 1,913 | 11.86 |

2024 Summary of the Program Expenses

Below is a summary of program expenses for the Rhode Island collection program in 2024. 2024 program expenses (reported in the annual report) are unaudited and are for management purposes only. Prior to submittal of this annual report, the expenses were reviewed by Kellen Company.

| Program Component | 2023 | 2024 | Difference |
|---|--------------------|--------------------|----------------------|
| Direct Expense for Marketing & Outreach | \$17,275.32 | \$9,608.79 | \$ (7,666.53) |
| Incentive/Promotional Payments | | | \$ - |
| Legal | | | \$ - |
| Recycling Costs | \$4,928.98 | \$7,187.58 | \$ 2,258.60 |
| Travel | | | \$ - |
| TRC Staff & Administration | \$1,399.33 | \$2,520.00 | \$ 1,120.67 |
| Total Expenses | \$23,603.63 | \$19,316.37 | \$ (4,287.26) |

2024 Education and Outreach

Direct Marketing (Email, Mail, Other Communications)

Current Collection Locations

Small Pails and Green Bins

In 2024, TRC shipped 73 small pails to collection points around the country. We also shipped 208 new green bins. In comparison, the program shipped 374 new green bins in 2023 and 58 small pails². Collection locations either requested the new pail when they signed up to participate in the program or chose to switch out their bin with a pail due to decreased collections. The large green bins which have been the staple of the program continued to be replenished as they were returned for processing. Because the containers are reused and bar coded, we anticipate that the request for new containers will decrease as the program continues.

- Of the totals provided, TRC shipped zero new small pails and six new large bins in the state.

Collection Location Outbound Phone Calls

Our outbound phone calls have been branded internally as the “Miss You Call” process. These calls promote collection container returns and serve as a reminder to locations that have not returned any thermostats. TRC allocates these “miss you calls” to collection sites that have not returned a container in over a year. These calls serve as a friendly customer service check to see if any of the program materials need to be replenished or if missing containers need to be replaced. In total, the program called 1,302 current collection locations in 2024, compared to 1,432 in 2023. The decline in the number of calls completed is a positive sign that more locations were returning a bin without being prompted in 2024, and therefore did not require a “Miss You Call”.

- Completed 44 calls to encourage shipping the recycling container compared to 29 a year prior. A copy of the locations called can be found in the Appendix.

² New bin orders coincide with accounts that open new stores, move or lose their existing containers.

Collection Location Postcards

Postcards are sent to all locations that have not returned a container in the past year. These postcards serve as a reminder to locations and assist with updating addresses in the database. In 2024, TRC mailed 9,147 postcards.

- Mailed 38 reminder postcards compared to 29 a year prior.

Collection Location Emails

TRC emailed locations three weeks after receiving a postcard to encourage them to directly ship the recycling container. These emails contain step-by-step instructions for shipping and direct contact information for missing shipping labels or further questions. In 2024, TRC emailed 2,380 locations.

- Emailed 9 collection locations three weeks after receiving the reminder postcard to ship their container.

Collection Location Site Visits

Throughout the year, our team completed 387 site visits in numerous states, compared to 426 in 2023. The purpose of site visits is to inform the location of the requirements of participation, what specifically the statute requires of them, assist with shipment of the recycling container, and to answer any questions they may have. We often gather valuable information during the site visit which is used to enhance TRC's outreach and update the database with current contact details.

- Visited 39 collection locations compared to 44 in 2023. A copy of the sites visited can be found in the Appendix.

HVAC Industry

The HVAC industry is comprised of manufacturers, wholesale distributors, and contractors which are intimately involved with the recovery of mercury thermostats. Throughout the year, we engaged with this industry in the following ways.

- Our Banish Mercury Off the Planet (BMOP) Competition, encouraging all HARDI wholesalers to compete through collections, ran May 1 through October 31. Throughout the competition we sent direct marketing to over 16,500 individual HARDI members.
 - 2024's competition recovered 150 pounds of mercury from more than 300 wholesale branch locations during the contest period.
 - This year's winners were Johnstone Supply, G.W. Berkheimer, and Design Air.
 - Our top three branches for recycling in the competition:
 - G.W. Berkheimer Co., Inc., Crown Point, IN – 4.64 pounds
 - G.W. Berkheimer Co., Inc., Arlington Heights, IL – 4.19 pounds
 - South Side Control Supply Co., Morton Grove, IL – 4.02 pounds



Waste Related Sector and Household Hazardous Waste (HHW) Industry

The waste-related sector remains an important sector for TRC to target individuals and those residents performing DIY thermostat installations. These attempts were to gain new collection locations, form better relationships with the audience and raise overall awareness of the TRC program. As a result of these learnings, TRC took the following actions:


- Used google alerts for HHW events to target phone call or email outreach to encourage them to use the program.
- Presented at the Sustainability in Motion Conference on March 7th in Atlantic City, NJ

Advertising and Awareness


Website

This past year, we experienced better statistics around website traffic and visitors, which will be detailed below. To keep the website fresh, blogs and press releases are posted monthly and shared with our many stakeholders.


Latest News




Ten Bin Club Members
December 2024
Posted December 26, 2024



Johnstone Supply, G.W. Berkheimer, and Design Air Shine in BMOP Contest
Posted December 9, 2024



Scientists Develop Edible Cement: A Sustainable Solution from Food Waste
Posted December 5, 2024



Ten Bin Club Members
November 2024
Posted December 3, 2024

[VIEW ALL NEWS](#)

Press Releases

| MONTH | RELEASE |
|------------------|---|
| January | Thermostat Recycling Corp. Records Marginal Increase in Pounds of Mercury Collection for 2023 |
| March | Thermostat Recycling Corp. Achieves Major Milestone: 3 Million Mercury-Containing Thermostats Collected |
| April | Thermostat Recycling Corp. Announces 13th Annual Contest: 'Banish Mercury Off the Planet' |
| September | Johnstone Supply Leads TRC's Banish Mercury Off the Planet Contest |

| | |
|----------------|--|
| October | Oct. 24 is Recycle Your Mercury Thermostat Day |
|----------------|--|

| | |
|-----------------|---|
| December | Johnstone Supply, G.W. Berkheimer, and Design Air Shine in BMOP Contest |
|-----------------|---|

Blogs

| MONTH | BLOG |
|-----------------|--|
| April | Earth Day Meets TRC |
| June | The Power of Collaborative Efforts in Sustainability and Recycling |
| July | Spreading the Green Message: How Cities Promote Responsible Recycling – Part 1 |
| August | Spreading the Green Message: How Cities Promote Responsible Recycling – Part 2 |
| December | Scientists Develop Edible Cement: A Sustainable Solution from Food Waste |

Print Advertising

ACHR News

Field Served: All branches of the air conditioning, heating and refrigeration industry (residential, commercial, and industrial) including contractors, dealers, distributors, wholesalers, manufacturers, consulting engineers and architects, public utilities, government agencies and associations, exporters and importers, industrial and commercial buyers and users, libraries, schools, students and others allied to the field.

- Advertisement Specs: Six 2/3 page, 4c
- Circulation: 24,830 (National)
 - Rhode Island: 54
- Issues
 - January 2024

- March 2024
- April 2024
- June 2024
- October 2024
- December 2024

HVACR Business

Field served: commercial, residential and industrial contractors and distributors in the heating, cooling, ventilation and refrigeration industries.

- Advertisement Specs: Three 1/2 page, 4c
- Circulation: 31,500 (National)
 - New England: 1,565
- Issues
 - May 2024
 - July 2024
 - September 2024
 - November 2024

NHAMMA NewsWatch

Field served: Biweekly e-newsletter distributed to 328 subscribed municipal hazardous waste professionals. The digital newsletter includes updates/news on hazardous materials and hazardous materials waste handling and recycling, and more.

- Ad Zone 3 Product Showcase
 - Advertisement Specs: 6-month campaign, 580x150 with 5-word max Headline and 50-word description + 1 URL
 - Impressions: 4,398 (Avg: 314)
 - Clicks: 49 (Avg: 4)
 - Click-Through Rate: 1.11% (Avg: 1.11%)
- Ad Zone 2 Banner:
 - Advertisement Specs: 6-month campaign, 580x300 + 1 standard URL
 - Impressions: 3,600 (Avg: 257)
 - Clicks: 14 (Avg: 1)
 - Click-Through Rate: 0.39% (Avg: 0.39%)

Advertisement Samples



Do Your Part
Recycle Every
Mercury Thermostat

Become a
Collection Location



 **Thermostat Recycling[®]**
CORPORATION
thermostat-recycle.org

Advertisement



Do Your Part!
Recycle Every Mercury Thermostat

 **Thermostat Recycling[®]**
CORPORATION
thermostat-recycle.org

Recycle Mercury Thermostats for Free

Promoted by TRC
Help preserve the environment by properly disposing your mercury thermostats. The Thermostat Recycling Corporation (TRC) is a non-profit stewardship organization that maintains 3,400+ collection locations nationwide. We accept all brands of wall-mount mercury thermostats and assume all recurring shipping and processing costs. Click below to get your free container. [Learn More](#)

2024 bmop

BANISH MERCURY OFF THE PLANET

Calling all TRC/HARDI Wholesale Members.
It's time for the annual BMOP competition!

Return your filled recycling containers from
May 1 - October 31 to compete.

Learn more at thermostat-recycle.org/bmop



Do Your Part!

Recycle Every Mercury Thermostat

Click to Get Your Free Container





Digital Summary

This report summarizes all digital advertising efforts in spreading TRC’s message to audience members in Rhode Island in 2024 – including search engine optimization (SEO) and digital advertising. Digital advertising included search engine marketing (SEM) ads targeting consumers through Google Performance Max; social media ads targeting consumers through LinkedIn; and programmatic ads targeting consumers through StackAdapt.

Search Engine Optimization

Search Engine Optimization (SEO) is the process whereby a website is optimized through original content and on-site coding tactics to increase its chances of appearing near the top of “organic searches.” An organic search is one that appears “naturally” in a search engine like Google or Bing. In other words, an organic listing is not ranked through paid search.

Organic traffic to a website typically brings visitors who stay longer, and visit more pages, on average.

In 2024, organic search traffic for all states (not specific to Rhode Island) brought 4,103 users to the TRC website. By comparison, 2,069 users were attributed to organic search over the same time period in 2023.

Search Engine Marketing Ads

As part of search engine marketing (SEM), Google Ads is a digital advertising platform where advertisers can bid on search terms (or keywords) to have informational ads displayed, where ads appear alongside search results. This campaign targets people most likely to be interested in relevant content by driving traffic to various pages on the TRC website. TRC has developed a search campaign to align with terms searched by individuals related to thermostats, mercury, mercury recycling, thermostat replacement, etc.

Quantitative Results

A quantitative summary of SEM ad performance for Rhode Island in 2024 is detailed below, with a comparison to 2023.

| Metric | 2024 | 2023 |
|-------------------------------|--------|--------|
| Impressions | 78,079 | 61,773 |
| Clicks | 1,760 | 1,823 |
| Clickthrough Rate (CTR) | 2.25% | 2.95% |
| Cost per Click (CPC) | \$0.44 | \$7.67 |
| Conversions (Find a Location) | 138 | 1 |

Notes

- Impressions: Number of times ads were served to viewers.
- Clicks: Number of viewers who clicked on ads
- CTR: Click-through-rate, calculated by the number of clicks divided by the number of impressions.
- CPC: Average amount paid for each click.

Social Media and Programmatic Ads

Through social media and programmatic advertising, advertisers can attract large audiences on the platforms they use for social networking and website browsing. This campaign targets people with relevant interests and drives them to various pages on the TRC website. For these ads, audiences on the various platforms were subdivided into various categories, as shown in the quantitative results table below.

Below is the overall performance for Rhode Island in 2024 for each target audience and platform.

| Audience | Platform | Impressions | Clicks | CTR | Conversions (Find a Location) |
|---------------|------------|----------------|--------------|--------------|-------------------------------|
| Consumer | StackAdapt | 69,881 | 1,976 | 2.83% | 3 |
| Contractor | LinkedIn | 98,760 | 542 | 0.55% | - |
| TOTAL: | | 168,641 | 2,518 | 1.69% | 3 |

Digital Qualitative Analysis

Through paid digital advertising, TRC's various messages were shown nearly over 245,000 times to audience members in Rhode Island. Of those over 245,000 times, over 3,700 users were acquired to the website – where 141 conversions occurred. Audience members most likely to take an action from our ads were consumers through Google Performance Max ads. In terms of search engine optimization, organic website traffic doubled from 2023 to 2024.

2024 Trade Shows, Conferences, and Presentations

| Date | Show | Location |
|--------------|---|-------------------|
| March | | |
| 6-8 | Sustainability in Motion | Atlantic City, NJ |
| April | | |
| 3-4 | Better Buildings by Design | Burlington, VT |
| 29-30 | Maine Recycling and Solid Waste Conference & Trade Show | Rockport, ME |

2025 Program Modifications

Thermostat Recycling Corporation's 2025 Goals

TRC has set annual goals for the organization. These goals assist in decision making and prioritization of activities. For the calendar year 2025, TRC plans to focus on:

- Fulfilling state statutory requirements, agreements, and other arrangements for regulatory compliance.
- Focusing on education and awareness tactics geared toward homeowners and HVAC industry professionals.
- Utilize advertising budget efficiently.

Thermostat Recycling Corporation's Planned Tasks

In addition to the above goals, TRC set specific tasks on which we plan to focus. Completion of these tasks aid in the organization's overall goals.

- Roll-out press releases throughout the year.
- Survey national HVAC professionals, as well as geographically targeted contractors.
- Continue the program's operational activities such as outbound phone calls, mailing reminder postcards, and visiting sites. Use collection data trends to target these initiatives.
- Evaluate print advertising and look to online sources.



2024 RHODE ISLAND ANNUAL REPORT

Thermostat Recycling Corporation Headquarters
529 14th Street NW | Suite 1280 | Washington, DC 20045
1-888-266-0550

www.thermostat-recycle.org

Questions about this annual report?

Contact:

Danielle Myers, Executive Director

(P) 212.297.2105

(E) danielle.myers@thermostat-recycle.org

All state specific annual reports are posted on our website at the following weblink:

<https://thermostat-recycle.org/program-info/state-reports/>

Recycle every mercury thermostat, every time.

APPENDICES

How Mercury Thermostat Waste is Handled

Tax Return 990

2024 Miss You Calls

2024 Site Visits

2024 Collection Location Summary Report

2024 Collection Location Bin Receipt



529 14th Street, NW, Suite 1280 | Washington, DC 20045 | thermostat-recycle.org

HOW MERCURY THERMOSTAT WASTE IS HANDLED

WASTE MERCURY-ADDED THERMOSTAT MANAGEMENT THROUGH VEOLIA ES TECHNICAL SOLUTIONS, LLC.

TRC containers with waste mercury-switch thermostats are received at a fulfillment/inventory center in Port Washington, Wisconsin (WIR000130591). The facility is owned and operated by Veolia ES Technical Solutions, L.L.C. (Veolia) under contract with TRC.

All recycling containers, including pails and bins are received at the loading dock and sent to the TRC inventory room. The container and plastic liner are opened and the contents are identified, sorted, and tallied. The following data is recorded for each bin returned and processed: bin number, business name (location name), city, state, zip code, date returned, number of thermostats and mercury switches by manufacturer and any non-conforming material.

The containers are returned to the location that sent it in with a new prepaid address label within 3 weeks of receipt. The thermostats are stored and staged in a plastic lined carton in a storage area for final processing. The containers are dated and processed in order received, first in-first out.

The thermostats and any loose bulbs collected from the containers are consolidated into a special 55-gallon drum which is labeled and dated according to regulations. The drum is sealed with a band and is only opened when contents are being added to it. Special negative pressure venting assures any fumes are captured and vented when the drum is opened.

The 55-gallon drum is then shipped to Veolia's mercury recovery facility (WID988566543) for final processing of the mercury ampules (switches). Veolia Environmental Services meets or exceeds all local, state, federal and EPA regulations for the management of the product.

The containers are returned from the storage area to the mercury recovery processing area to have the mercury bulbs removed from the plastic housing. Universal Waste Regulations require the recycling and disposal of waste within 12 months of acceptance at the processing facility.

Small quantities of thermostats are removed from the container, which is then closed again. The bulbs are removed from the thermostats and placed into processing vessel at the work station. Once the processing vessel is full, the vessel is loaded into the mercury recovery retort oven.

If a bulb breaks and the mercury spills, the work area is designed to contain the spillage and the operators are trained in the clean-up and disposal of mercury. The TRC inventory

and processing areas are equipped with special mercury vacuum cleaners and the work area is vacuumed at the end of the work day to ensure that any spillage is cleaned up and not left to evaporate.

Veolia meets or exceeds all local, state, federal and EPA regulations for the management of the product. The mercury recovery facility and process are permitted by the Wisconsin Department of Natural Resources. Veolia's approvals for mercury recovery/recycling include:

- EPA - identification WID988566543
- Hazardous Waste Storage License #6008
- Hazardous Waste Treatment License (Mercury Recovery Operations) #4585
- Air Operation Permit #246076050-S01
- Storm Water General Permit #WI-S067857-4

In addition to the regulatory permits, both Veolia Port Washington facilities have developed and maintain management systems in accordance with ISO 14001-2004, OHSAS 18001-2007, and Responsible Recycling (R2:2013) Practice. All persons who handle mercury thermostats as part of the TRC operation receive training in the handling of Hazardous Waste and Universal Waste.

The mercury containing ampules are retorted at Veolia's Port Washington Mineral Springs facility. The mercury is removed during the retort process. The post retort debris consists of broken glass ampules. The debris is tested for residual mercury to document the removal of the mercury to levels below the US EPA Land Disposal Restriction (LDR) levels. The debris is then disposal of as a non-hazardous solid waste at Advanced Disposal Glacier Ridge Landfill, LLC in Horicon, Wisconsin.

Return of Organization Exempt From Income Tax

Form 990

Under section 501(c), 527, or 4947(a)(1) of the Internal Revenue Code (except private foundations)

2023

Do not enter social security numbers on this form as it may be made public.

Open to Public Inspection

Department of the Treasury Internal Revenue Service

Go to www.irs.gov/Form990 for instructions and the latest information.

A For the 2023 calendar year, or tax year beginning and ending

B Check if applicable: C Name of organization: THERMOSTAT RECYCLING CORPORATION D Employer identification number: 54-1830284 E Telephone number: 212-297-2105 G Gross receipts \$: 4,278,036. H(a) Is this a group return for subordinates? H(b) Are all subordinates included? I Tax-exempt status: J Website: WWW.THERMOSTAT-RECYCLE.ORG K Form of organization: L Year of formation: 1996 M State of legal domicile: DE

Part I Summary

Table with 3 columns: Description, Prior Year, Current Year. Rows include: 1 Briefly describe the organization's mission... TO PROMOTE THE SAFE COLLECTION AND PROPER DISPOSAL OF MERCURY-CONTAINING THERMOSTATS. 2 Check this box... 3 Number of voting members... 4 Number of independent voting members... 5 Total number of individuals employed... 6 Total number of volunteers... 7a Total unrelated business revenue... 7b Net unrelated business taxable income... 8 Contributions and grants... 9 Program service revenue... 10 Investment income... 11 Other revenue... 12 Total revenue... 13 Grants and similar amounts paid... 14 Benefits paid to or for members... 15 Salaries, other compensation... 16a Professional fundraising fees... 16b Total fundraising expenses... 17 Other expenses... 18 Total expenses... 19 Revenue less expenses... 20 Total assets... 21 Total liabilities... 22 Net assets or fund balances.

Part II Signature Block

Under penalties of perjury, I declare that I have examined this return, including accompanying schedules and statements, and to the best of my knowledge and belief, it is true, correct, and complete. Declaration of preparer (other than officer) is based on all information of which preparer has any knowledge.

Sign Here: Signature of officer DANIELLE MYERS, EXECUTIVE DIRECTOR Date: Paid: Print/Type preparer's name AMY M. GINN, CPA Preparer's signature Date Check if self-employed PTIN P01269593 Preparer Use Only: Firm's name BURDETTE SMITH & BISH LLC Firm's EIN 45-4037800 Firm's address 4114 LEGATO ROAD, 5TH FLOOR FAIRFAX, VA 22033 Phone no. 703-591-5200

May the IRS discuss this return with the preparer shown above? See instructions [X] Yes [] No

Part III Statement of Program Service Accomplishments

Check if Schedule O contains a response or note to any line in this Part III

1 Briefly describe the organization's mission: THE THERMOSTAT RECYCLING CORPORATION (TRC) IS A NON-PROFIT ORGANIZATION THAT FACILITATES AND MANAGES THE COLLECTION AND PROPER DISPOSAL OF MERCURY-CONTAINING THERMOSTATS.

2 Did the organization undertake any significant program services during the year which were not listed on the prior Form 990 or 990-EZ? Yes No

3 Did the organization cease conducting, or make significant changes in how it conducts, any program services? Yes No

4 Describe the organization's program service accomplishments for each of its three largest program services, as measured by expenses.

4a (Code:) (Expenses \$ 2,974,415. including grants of \$) (Revenue \$ 4,274,918.) TRC FACILITATES THE PROPER MANAGEMENT OF WASTE MERCURY THERMOSTATS BY PROVIDING RECYCLING CONTAINERS FOR THE COLLECTION AND TRANSPORT OF WASTE MERCURY THERMOSTATS TO ELIGIBLE COLLECTION SITES IN ALL U.S. STATES EXCEPT ALASKA AND HAWAII. TRC ALSO CONDUCTS AN EDUCATIONAL CAMPAIGN PROMOTING THE PROPER MANAGEMENT OF WASTE MERCURY THERMOSTATS. SINCE TRC'S FOUNDING, TRC HAS COLLECTED OVER 3,000,000 MERCURY-CONTAINING THERMOSTATS WHICH HAS KEPT 14 TONS OF MERCURY OUT OF THE WASTE SYSTEM.

4b (Code:) (Expenses \$ including grants of \$) (Revenue \$)

4c (Code:) (Expenses \$ including grants of \$) (Revenue \$)

4d Other program services (Describe on Schedule O.) (Expenses \$ including grants of \$) (Revenue \$)

4e Total program service expenses 2,974,415.

Part IV Checklist of Required Schedules

Table with 3 columns: Question ID, Question Text, Yes, No. Rows include questions 1 through 21 regarding organizational requirements and schedules.

Part IV Checklist of Required Schedules (continued)

Table with 3 columns: Question ID, Question Text, Yes, No. Rows include questions 22 through 38 regarding grants, compensation, tax-exempt bonds, excess benefit transactions, and controlled entities.

Part V Statements Regarding Other IRS Filings and Tax Compliance

Check if Schedule O contains a response or note to any line in this Part V

Table with 3 columns: Question ID, Question Text, Yes, No. Rows include questions 1a, 1b, and 1c regarding Form 1096, Forms W-2G, and backup withholding rules.

Part V Statements Regarding Other IRS Filings and Tax Compliance (continued)

Table with 3 columns: Question, Yes, No. Rows include 2a-2b, 3a-3b, 4a-4b, 5a-5c, 6a-6b, 7 (Organizations that may receive deductible contributions under section 170(c)), 8, 9, 10, 11, 12a-12b, 13, 14a-14b, 15, 16, 17.

Part VI Governance, Management, and Disclosure. For each "Yes" response to lines 2 through 7b below, and for a "No" response to line 8a, 8b, or 10b below, describe the circumstances, processes, or changes on Schedule O. See instructions.

Check if Schedule O contains a response or note to any line in this Part VI [X]

Section A. Governing Body and Management

Table with 3 columns: Question, Yes, No. Rows include: 1a Enter the number of voting members... 1b Enter the number of voting members included... 2 Did any officer, director, trustee, or key employee have a family relationship... 3 Did the organization delegate control over management duties... 4 Did the organization make any significant changes to its governing documents... 5 Did the organization become aware during the year of a significant diversion of the organization's assets... 6 Did the organization have members or stockholders... 7a Did the organization have members, stockholders, or other persons who had the power to elect or appoint one or more members of the governing body... 7b Are any governance decisions of the organization reserved to (or subject to approval by) members, stockholders, or persons other than the governing body... 8 Did the organization contemporaneously document the meetings held or written actions undertaken during the year by the following: a The governing body? b Each committee with authority to act on behalf of the governing body? 9 Is there any officer, director, trustee, or key employee listed in Part VII, Section A, who cannot be reached at the organization's mailing address? If "Yes," provide the names and addresses on Schedule O

Section B. Policies (This Section B requests information about policies not required by the Internal Revenue Code.)

Table with 3 columns: Question, Yes, No. Rows include: 10a Did the organization have local chapters, branches, or affiliates? 10b If "Yes," did the organization have written policies and procedures governing the activities of such chapters, affiliates, and branches to ensure their operations are consistent with the organization's exempt purposes? 11a Has the organization provided a complete copy of this Form 990 to all members of its governing body before filing the form? 11b Describe on Schedule O the process, if any, used by the organization to review this Form 990. 12a Did the organization have a written conflict of interest policy? If "No," go to line 13 12b Were officers, directors, or trustees, and key employees required to disclose annually interests that could give rise to conflicts? 12c Did the organization regularly and consistently monitor and enforce compliance with the policy? If "Yes," describe on Schedule O how this was done 13 Did the organization have a written whistleblower policy? 14 Did the organization have a written document retention and destruction policy? 15 Did the process for determining compensation of the following persons include a review and approval by independent persons, comparability data, and contemporaneous substantiation of the deliberation and decision? 15a The organization's CEO, Executive Director, or top management official 15b Other officers or key employees of the organization If "Yes" to line 15a or 15b, describe the process on Schedule O. See instructions. 16a Did the organization invest in, contribute assets to, or participate in a joint venture or similar arrangement with a taxable entity during the year? 16b If "Yes," did the organization follow a written policy or procedure requiring the organization to evaluate its participation in joint venture arrangements under applicable federal tax law, and take steps to safeguard the organization's exempt status with respect to such arrangements?

Section C. Disclosure

- 17 List the states with which a copy of this Form 990 is required to be filed CA, MT, IL
18 Section 6104 requires an organization to make its Forms 1023 (1024 or 1024-A, if applicable), 990, and 990-T (section 501(c)(3)s only) available for public inspection. Indicate how you made these available. Check all that apply.
[] Own website [] Another's website [X] Upon request [] Other (explain on Schedule O)
19 Describe on Schedule O whether (and if so, how) the organization made its governing documents, conflict of interest policy, and financial statements available to the public during the tax year.
20 State the name, address, and telephone number of the person who possesses the organization's books and records
DANIELLE MYERS - 267-513-1726
500 OFFICE CENTER DRIVE, STE 400, FORT WASHINGTON, PA 19034

Part VII Compensation of Officers, Directors, Trustees, Key Employees, Highest Compensated Employees, and Independent Contractors

Check if Schedule O contains a response or note to any line in this Part VII

Section A. Officers, Directors, Trustees, Key Employees, and Highest Compensated Employees

1a Complete this table for all persons required to be listed. Report compensation for the calendar year ending with or within the organization's tax year.

- List all of the organization's **current** officers, directors, trustees (whether individuals or organizations), regardless of amount of compensation. Enter -0- in columns (D), (E), and (F) if no compensation was paid.
 - List all of the organization's **current** key employees, if any. See the instructions for definition of "key employee."
 - List the organization's five **current** highest compensated employees (other than an officer, director, trustee, or key employee) who received reportable compensation (box 5 of Form W-2, box 6 of Form 1099-MISC, and/or box 1 of Form 1099-NEC) of more than \$100,000 from the organization and any related organizations.
 - List all of the organization's **former** officers, key employees, and highest compensated employees who received more than \$100,000 of reportable compensation from the organization and any related organizations.
 - List all of the organization's **former directors or trustees** that received, in the capacity as a former director or trustee of the organization, more than \$10,000 of reportable compensation from the organization and any related organizations.
- See the instructions for the order in which to list the persons above.

Check this box if neither the organization nor any related organization compensated any current officer, director, or trustee.

| (A) Name and title | (B) Average hours per week (list any hours for related organizations below line) | (C) Position (do not check more than one box, unless person is both an officer and a director/trustee) | | | | | | (D) Reportable compensation from the organization (W-2/1099-MISC/1099-NEC) | (E) Reportable compensation from related organizations (W-2/1099-MISC/1099-NEC) | (F) Estimated amount of other compensation from the organization and related organizations |
|---|---|---|-----------------------|---------|--------------|------------------------------|--------|---|--|---|
| | | Individual trustee or director | Institutional trustee | Officer | Key employee | Highest compensated employee | Former | | | |
| (1) ARNIE MEYER CHAIR | 0.25 | X | | X | | | | 0. | 0. | 0. |
| (2) CHUCK KETTERER VICE CHAIR | 0.25 | X | | X | | | | 0. | 0. | 0. |
| (3) BOB JOHNSON TREASURER | 0.25 | X | | X | | | | 0. | 0. | 0. |
| (4) DANIELLE MYERS OPERATIONS AND COMPLIANCE MANAGER | 40.00 | | | X | | | | 0. | 0. | 0. |
| | | | | | | | | | | |
| | | | | | | | | | | |
| | | | | | | | | | | |
| | | | | | | | | | | |
| | | | | | | | | | | |
| | | | | | | | | | | |
| | | | | | | | | | | |
| | | | | | | | | | | |
| | | | | | | | | | | |
| | | | | | | | | | | |
| | | | | | | | | | | |
| | | | | | | | | | | |
| | | | | | | | | | | |
| | | | | | | | | | | |
| | | | | | | | | | | |
| | | | | | | | | | | |
| | | | | | | | | | | |
| | | | | | | | | | | |
| | | | | | | | | | | |

Part VII Section A. Officers, Directors, Trustees, Key Employees, and Highest Compensated Employees (continued)

| (A) Name and title | (B) Average hours per week (list any hours for related organizations below line) | (C) Position (do not check more than one box, unless person is both an officer and a director/trustee) | | | | | | (D) Reportable compensation from the organization (W-2/1099-MISC/1099-NEC) | (E) Reportable compensation from related organizations (W-2/1099-MISC/1099-NEC) | (F) Estimated amount of other compensation from the organization and related organizations |
|--|---|---|-----------------------|---------|--------------|------------------------------|--------|---|--|---|
| | | Individual trustee or director | Institutional trustee | Officer | Key employee | Highest compensated employee | Former | | | |
| | | | | | | | | | | |
| | | | | | | | | | | |
| | | | | | | | | | | |
| | | | | | | | | | | |
| | | | | | | | | | | |
| | | | | | | | | | | |
| | | | | | | | | | | |
| | | | | | | | | | | |
| | | | | | | | | | | |
| | | | | | | | | | | |
| | | | | | | | | | | |
| | | | | | | | | | | |
| | | | | | | | | | | |
| | | | | | | | | | | |
| | | | | | | | | | | |
| | | | | | | | | | | |
| | | | | | | | | | | |
| 1b Subtotal | | | | | | | 0. | 0. | 0. | |
| c Total from continuation sheets to Part VII, Section A | | | | | | | 0. | 0. | 0. | |
| d Total (add lines 1b and 1c) | | | | | | | 0. | 0. | 0. | |

2 Total number of individuals (including but not limited to those listed above) who received more than \$100,000 of reportable compensation from the organization 0

| | Yes | No |
|--|-----|----|
| 3 Did the organization list any former officer, director, trustee, key employee, or highest compensated employee on line 1a? <i>If "Yes," complete Schedule J for such individual</i> | | X |
| 4 For any individual listed on line 1a, is the sum of reportable compensation and other compensation from the organization and related organizations greater than \$150,000? <i>If "Yes," complete Schedule J for such individual</i> | | X |
| 5 Did any person listed on line 1a receive or accrue compensation from any unrelated organization or individual for services rendered to the organization? <i>If "Yes," complete Schedule J for such person</i> | | X |

Section B. Independent Contractors

1 Complete this table for your five highest compensated independent contractors that received more than \$100,000 of compensation from the organization. Report compensation for the calendar year ending with or within the organization's tax year.

| (A) Name and business address | (B) Description of services | (C) Compensation |
|--|--------------------------------|---------------------|
| PCA PRODUCT STEWARDSHIP INC. DEPT LA 24365, PASADENA, CA 91185 | STATE PROGRAM ADMINISTRATION | 1,200,000. |
| KELLEN COMPANY 529 14TH ST NW #1280, WASHINGTON, DC 20045 | ASSOCIATION MANAGEMENT | 716,599. |
| STATE OF CA DEPARTMENT OF TOXIC SUBSTANCES PO BOX 806, SACRAMENTO, CA 95812 | STATE AGENCY | 400,000. |
| VEOLIA ES TECHNICAL SOLUTIONS LLC 28900 NETWORK PLACE, CHICAGO, IL 60673-1289 | WASTE MANAGEMENT SERCIVES | 364,662. |

2 Total number of independent contractors (including but not limited to those listed above) who received more than \$100,000 of compensation from the organization 4

Part VIII Statement of Revenue

Check if Schedule O contains a response or note to any line in this Part VIII

| | | | (A) | (B) | (C) | (D) | | |
|--|--|--|---------------|------------------------------------|----------------------------|--|--------|--|
| | | | Total revenue | Related or exempt function revenue | Unrelated business revenue | Revenue excluded from tax under sections 512 - 514 | | |
| Contributions, Gifts, Grants and Other Similar Amounts | 1 a | Federated campaigns | 1a | | | | | |
| | b | Membership dues | 1b | | | | | |
| | c | Fundraising events | 1c | | | | | |
| | d | Related organizations | 1d | | | | | |
| | e | Government grants (contributions) | 1e | | | | | |
| | f | All other contributions, gifts, grants, and similar amounts not included above ... | 1f | | | | | |
| | g | Noncash contributions included in lines 1a-1f | 1g | \$ | | | | |
| | h | Total. Add lines 1a-1f | | | | | | |
| Program Service Revenue | 2 a | MEMBERSHIP DUES | Business Code | | | | | |
| | | | 900099 | 2,214,918. | 2,214,918. | | | |
| | b | MEMBERS ADDITIONAL ASS | 900099 | 1,900,000. | 1,900,000. | | | |
| | c | GOVERNMENT AFFAIRS | 900099 | 160,000. | 160,000. | | | |
| | d | | | | | | | |
| | e | | | | | | | |
| | f | All other program service revenue | | | | | | |
| g | Total. Add lines 2a-2f | | 4,274,918. | | | | | |
| Other Revenue | 3 | Investment income (including dividends, interest, and other similar amounts) | | 3,118. | | | 3,118. | |
| | 4 | Income from investment of tax-exempt bond proceeds | | | | | | |
| | 5 | Royalties | | | | | | |
| | 6 a | Gross rents | 6a | (i) Real | | | | |
| | | | | (ii) Personal | | | | |
| | | | | | | | | |
| | b | Less: rental expenses ... | 6b | | | | | |
| | c | Rental income or (loss) | 6c | | | | | |
| | d | Net rental income or (loss) | | | | | | |
| | 7 a | Gross amount from sales of assets other than inventory | 7a | (i) Securities | | | | |
| | | | | (ii) Other | | | | |
| | | | | | | | | |
| | b | Less: cost or other basis and sales expenses | 7b | | | | | |
| | c | Gain or (loss) | 7c | | | | | |
| | d | Net gain or (loss) | | | | | | |
| 8 a | Gross income from fundraising events (not including \$ _____ of contributions reported on line 1c). See Part IV, line 18 | 8a | | | | | | |
| | | | | | | | | |
| | | | | | | | | |
| b | Less: direct expenses | 8b | | | | | | |
| c | Net income or (loss) from fundraising events | | | | | | | |
| 9 a | Gross income from gaming activities. See Part IV, line 19 | 9a | | | | | | |
| | | | | | | | | |
| | | | | | | | | |
| b | Less: direct expenses | 9b | | | | | | |
| c | Net income or (loss) from gaming activities | | | | | | | |
| 10 a | Gross sales of inventory, less returns and allowances | 10a | | | | | | |
| | | | | | | | | |
| | | | | | | | | |
| b | Less: cost of goods sold | 10b | | | | | | |
| c | Net income or (loss) from sales of inventory | | | | | | | |
| Miscellaneous Revenue | 11 a | | Business Code | | | | | |
| | b | | | | | | | |
| | c | | | | | | | |
| | d | All other revenue | | | | | | |
| | e | Total. Add lines 11a-11d | | | | | | |
| 12 | Total revenue. See instructions | | 4,278,036. | 4,274,918. | 0. | 3,118. | | |

Part IX Statement of Functional Expenses

Section 501(c)(3) and 501(c)(4) organizations must complete all columns. All other organizations must complete column (A).

Check if Schedule O contains a response or note to any line in this Part IX

| Do not include amounts reported on lines 6b, 7b, 8b, 9b, and 10b of Part VIII. | (A) Total expenses | (B) Program service expenses | (C) Management and general expenses | (D) Fundraising expenses |
|--|-----------------------|---------------------------------|--|-----------------------------|
| 1 Grants and other assistance to domestic organizations and domestic governments. See Part IV, line 21 ... | | | | |
| 2 Grants and other assistance to domestic individuals. See Part IV, line 22 | | | | |
| 3 Grants and other assistance to foreign organizations, foreign governments, and foreign individuals. See Part IV, lines 15 and 16 | | | | |
| 4 Benefits paid to or for members | | | | |
| 5 Compensation of current officers, directors, trustees, and key employees | | | | |
| 6 Compensation not included above to disqualified persons (as defined under section 4958(f)(1)) and persons described in section 4958(c)(3)(B) | | | | |
| 7 Other salaries and wages | | | | |
| 8 Pension plan accruals and contributions (include section 401(k) and 403(b) employer contributions) | | | | |
| 9 Other employee benefits | | | | |
| 10 Payroll taxes | | | | |
| 11 Fees for services (nonemployees): | | | | |
| a Management | 451,439. | | | |
| b Legal | 520. | | | |
| c Accounting | 19,500. | | | |
| d Lobbying | | | | |
| e Professional fundraising services. See Part IV, line 17 | | | | |
| f Investment management fees | | | | |
| g Other. (If line 11g amount exceeds 10% of line 25, column (A), amount, list line 11g expenses on Sch O.) | 111,849. | | | |
| 12 Advertising and promotion | 250,276. | | | |
| 13 Office expenses | 28,947. | | | |
| 14 Information technology | 50,107. | | | |
| 15 Royalties | | | | |
| 16 Occupancy | 2,294. | | | |
| 17 Travel | 25,343. | | | |
| 18 Payments of travel or entertainment expenses for any federal, state, or local public officials ... | | | | |
| 19 Conferences, conventions, and meetings | | | | |
| 20 Interest | | | | |
| 21 Payments to affiliates | | | | |
| 22 Depreciation, depletion, and amortization | 40,325. | | | |
| 23 Insurance | 27,608. | | | |
| 24 Other expenses. Itemize expenses not covered above. (List miscellaneous expenses on line 24e. If line 24e amount exceeds 10% of line 25, column (A), amount, list line 24e expenses on Schedule O.) | | | | |
| a CA MERCURY THERMOSTAT C | 1,600,000. | | | |
| b RECYCLING SERVICES | 398,862. | | | |
| c BAD DEBT | 36,257. | | | |
| d SPONSORSHIPS AND MEMBER | 29,210. | | | |
| e All other expenses | 18,241. | | | |
| 25 Total functional expenses. Add lines 1 through 24e | 3,090,778. | | | |
| 26 Joint costs. Complete this line only if the organization reported in column (B) joint costs from a combined educational campaign and fundraising solicitation. Check here <input type="checkbox"/> if following SOP 98-2 (ASC 958-720) | | | | |

Part X Balance Sheet

Check if Schedule O contains a response or note to any line in this Part X

| | | (A) Beginning of year | | (B) End of year |
|---|--|--------------------------|------------|--------------------|
| Assets | 1 Cash - non-interest-bearing | 3,371,937. | 1 | 4,062,199. |
| | 2 Savings and temporary cash investments | 251,061. | 2 | 253,584. |
| | 3 Pledges and grants receivable, net | | 3 | |
| | 4 Accounts receivable, net | 34,020. | 4 | 673,847. |
| | 5 Loans and other receivables from any current or former officer, director, trustee, key employee, creator or founder, substantial contributor, or 35% controlled entity or family member of any of these persons | | 5 | |
| | 6 Loans and other receivables from other disqualified persons (as defined under section 4958(f)(1)), and persons described in section 4958(c)(3)(B) | | 6 | |
| | 7 Notes and loans receivable, net | | 7 | |
| | 8 Inventories for sale or use | | 8 | |
| | 9 Prepaid expenses and deferred charges | 22,164. | 9 | 22,762. |
| | 10a Land, buildings, and equipment: cost or other basis. Complete Part VI of Schedule D | 10a | | |
| | b Less: accumulated depreciation | 10b | | 10c |
| | 11 Investments - publicly traded securities | | 11 | |
| | 12 Investments - other securities. See Part IV, line 11 | | 12 | |
| | 13 Investments - program-related. See Part IV, line 11 | | 13 | |
| | 14 Intangible assets | 42,410. | 14 | 2,085. |
| | 15 Other assets. See Part IV, line 11 | 414,281. | 15 | 300,866. |
| 16 Total assets. Add lines 1 through 15 (must equal line 33) | 4,135,873. | 16 | 5,315,343. | |
| Liabilities | 17 Accounts payable and accrued expenses | 91,070. | 17 | 170,000. |
| | 18 Grants payable | | 18 | |
| | 19 Deferred revenue | 1,255,337. | 19 | 1,168,619. |
| | 20 Tax-exempt bond liabilities | | 20 | |
| | 21 Escrow or custodial account liability. Complete Part IV of Schedule D | | 21 | |
| | 22 Loans and other payables to any current or former officer, director, trustee, key employee, creator or founder, substantial contributor, or 35% controlled entity or family member of any of these persons | | 22 | |
| | 23 Secured mortgages and notes payable to unrelated third parties | | 23 | |
| | 24 Unsecured notes and loans payable to unrelated third parties | | 24 | |
| | 25 Other liabilities (including federal income tax, payables to related third parties, and other liabilities not included on lines 17-24). Complete Part X of Schedule D | | 25 | |
| | 26 Total liabilities. Add lines 17 through 25 | 1,346,407. | 26 | 1,338,619. |
| Net Assets or Fund Balances | Organizations that follow FASB ASC 958, check here <input checked="" type="checkbox"/> and complete lines 27, 28, 32, and 33. | | | |
| | 27 Net assets without donor restrictions | 2,389,466. | 27 | 3,976,724. |
| | 28 Net assets with donor restrictions | 400,000. | 28 | 0. |
| | Organizations that do not follow FASB ASC 958, check here <input type="checkbox"/> and complete lines 29 through 33. | | | |
| | 29 Capital stock or trust principal, or current funds | | 29 | |
| | 30 Paid-in or capital surplus, or land, building, or equipment fund | | 30 | |
| | 31 Retained earnings, endowment, accumulated income, or other funds | | 31 | |
| | 32 Total net assets or fund balances | 2,789,466. | 32 | 3,976,724. |
| | 33 Total liabilities and net assets/fund balances | 4,135,873. | 33 | 5,315,343. |

Part XI Reconciliation of Net Assets

Check if Schedule O contains a response or note to any line in this Part XI

| | | | |
|----|--|----|------------|
| 1 | Total revenue (must equal Part VIII, column (A), line 12) | 1 | 4,278,036. |
| 2 | Total expenses (must equal Part IX, column (A), line 25) | 2 | 3,090,778. |
| 3 | Revenue less expenses. Subtract line 2 from line 1 | 3 | 1,187,258. |
| 4 | Net assets or fund balances at beginning of year (must equal Part X, line 32, column (A)) | 4 | 2,789,466. |
| 5 | Net unrealized gains (losses) on investments | 5 | |
| 6 | Donated services and use of facilities | 6 | |
| 7 | Investment expenses | 7 | |
| 8 | Prior period adjustments | 8 | |
| 9 | Other changes in net assets or fund balances (explain on Schedule O) | 9 | 0. |
| 10 | Net assets or fund balances at end of year. Combine lines 3 through 9 (must equal Part X, line 32, column (B)) | 10 | 3,976,724. |

Part XII Financial Statements and Reporting

Check if Schedule O contains a response or note to any line in this Part XII

| | Yes | No |
|--|-----|----|
| 1 Accounting method used to prepare the Form 990: <input type="checkbox"/> Cash <input checked="" type="checkbox"/> Accrual <input type="checkbox"/> Other _____ If the organization changed its method of accounting from a prior year or checked "Other," explain on Schedule O. | | |
| 2a Were the organization's financial statements compiled or reviewed by an independent accountant? _____ If "Yes," check a box below to indicate whether the financial statements for the year were compiled or reviewed on a separate basis, consolidated basis, or both: <input type="checkbox"/> Separate basis <input type="checkbox"/> Consolidated basis <input type="checkbox"/> Both consolidated and separate basis | | X |
| b Were the organization's financial statements audited by an independent accountant? _____ If "Yes," check a box below to indicate whether the financial statements for the year were audited on a separate basis, consolidated basis, or both: <input checked="" type="checkbox"/> Separate basis <input type="checkbox"/> Consolidated basis <input type="checkbox"/> Both consolidated and separate basis | X | |
| c If "Yes" to line 2a or 2b, does the organization have a committee that assumes responsibility for oversight of the audit, review, or compilation of its financial statements and selection of an independent accountant? _____ If the organization changed either its oversight process or selection process during the tax year, explain on Schedule O. | X | |
| 3a As a result of a federal award, was the organization required to undergo an audit or audits as set forth in the Uniform Guidance, 2 C.F.R. Part 200, Subpart F? _____ | | X |
| b If "Yes," did the organization undergo the required audit or audits? If the organization did not undergo the required audit or audits, explain why on Schedule O and describe any steps taken to undergo such audits _____ | | |

Form 990 (2023)

SCHEDULE C
(Form 990)

Political Campaign and Lobbying Activities

OMB No. 1545-0047

2023

Open to Public Inspection

Department of the Treasury
Internal Revenue Service

For Organizations Exempt From Income Tax Under Section 501(c) and Section 527
Complete if the organization is described below. Attach to Form 990 or Form 990-EZ.
Go to www.irs.gov/Form990 for instructions and the latest information.

If the organization answered "Yes" on Form 990, Part IV, line 3, or Form 990-EZ, Part V, line 46 (Political Campaign Activities), then:

- Section 501(c)(3) organizations: Complete Parts I-A and B. Do not complete Part I-C.
Section 501(c) (other than section 501(c)(3)) organizations: Complete Parts I-A and C below. Do not complete Part I-B.
Section 527 organizations: Complete Part I-A only.

If the organization answered "Yes" on Form 990, Part IV, line 4, or Form 990-EZ, Part VI, line 47 (Lobbying Activities), then:

- Section 501(c)(3) organizations that have filed Form 5768 (election under section 501(h)): Complete Part II-A. Do not complete Part II-B.
Section 501(c)(3) organizations that have NOT filed Form 5768 (election under section 501(h)): Complete Part II-B. Do not complete Part II-A.

If the organization answered "Yes" on Form 990, Part IV, line 5 (Proxy Tax) (see separate instructions) or Form 990-EZ, Part V, line 35c (Proxy Tax) (see separate instructions), then:

- Section 501(c)(4), (5), or (6) organizations: Complete Part III.

Name of organization: THERMOSTAT RECYCLING CORPORATION
Employer identification number: 54-1830284

Part I-A Complete if the organization is exempt under section 501(c) or is a section 527 organization.

- 1 Provide a description of the organization's direct and indirect political campaign activities in Part IV.
2 Political campaign activity expenditures \$
3 Volunteer hours for political campaign activities

Part I-B Complete if the organization is exempt under section 501(c)(3).

- 1 Enter the amount of any excise tax incurred by the organization under section 4955 \$
2 Enter the amount of any excise tax incurred by organization managers under section 4955 \$
3 If the organization incurred a section 4955 tax, did it file Form 4720 for this year? Yes No
4a Was a correction made? Yes No
b If "Yes," describe in Part IV.

Part I-C Complete if the organization is exempt under section 501(c), except section 501(c)(3).

- 1 Enter the amount directly expended by the filing organization for section 527 exempt function activities \$
2 Enter the amount of the filing organization's funds contributed to other organizations for section 527 exempt function activities \$
3 Total exempt function expenditures. Add lines 1 and 2. Enter here and on Form 1120-POL, line 17b \$
4 Did the filing organization file Form 1120-POL for this year? Yes No
5 Enter the names, addresses, and employer identification number (EIN) of all section 527 political organizations to which the filing organization made payments. For each organization listed, enter the amount paid from the filing organization's funds. Also enter the amount of political contributions received that were promptly and directly delivered to a separate political organization, such as a separate segregated fund or a political action committee (PAC). If additional space is needed, provide information in Part IV.

Table with 5 columns: (a) Name, (b) Address, (c) EIN, (d) Amount paid from filing organization's funds, (e) Amount of political contributions received and promptly and directly delivered to a separate political organization.

For Paperwork Reduction Act Notice, see the Instructions for Form 990 or 990-EZ.

Schedule C (Form 990) 2023

Part II-A Complete if the organization is exempt under section 501(c)(3) and filed Form 5768 (election under section 501(h)).

- A** Check if the filing organization belongs to an affiliated group (and list in Part IV each affiliated group member's name, address, EIN, expenses, and share of excess lobbying expenditures).
- B** Check if the filing organization checked box A and "limited control" provisions apply.

| Limits on Lobbying Expenditures (The term "expenditures" means amounts paid or incurred.) | (a) Filing organization's totals | (b) Affiliated group totals | | | | | | | | | | | | |
|--|--|------------------------------------|---------------------|-------------------------------|--|--|--|--|---|---|--------------------|--------------|--|--|
| 1a Total lobbying expenditures to influence public opinion (grassroots lobbying) | | | | | | | | | | | | | | |
| b Total lobbying expenditures to influence a legislative body (direct lobbying) | | | | | | | | | | | | | | |
| c Total lobbying expenditures (add lines 1a and 1b) | | | | | | | | | | | | | | |
| d Other exempt purpose expenditures | | | | | | | | | | | | | | |
| e Total exempt purpose expenditures (add lines 1c and 1d) | | | | | | | | | | | | | | |
| f Lobbying nontaxable amount. Enter the amount from the following table in both columns. | | | | | | | | | | | | | | |
| <table border="1" style="width: 100%; border-collapse: collapse;"> <thead> <tr> <th style="width: 30%;">If the amount on line 1e, column (a) or (b) is:</th> <th style="width: 70%;">The lobbying nontaxable amount is:</th> </tr> </thead> <tbody> <tr> <td>not over \$500,000,</td> <td>20% of the amount on line 1e.</td> </tr> <tr> <td>over \$500,000 but not over \$1,000,000,</td> <td>\$100,000 plus 15% of the excess over \$500,000.</td> </tr> <tr> <td>over \$1,000,000 but not over \$1,500,000,</td> <td>\$175,000 plus 10% of the excess over \$1,000,000.</td> </tr> <tr> <td>over \$1,500,000 but not over \$17,000,000,</td> <td>\$225,000 plus 5% of the excess over \$1,500,000.</td> </tr> <tr> <td>over \$17,000,000,</td> <td>\$1,000,000.</td> </tr> </tbody> </table> | If the amount on line 1e, column (a) or (b) is: | The lobbying nontaxable amount is: | not over \$500,000, | 20% of the amount on line 1e. | over \$500,000 but not over \$1,000,000, | \$100,000 plus 15% of the excess over \$500,000. | over \$1,000,000 but not over \$1,500,000, | \$175,000 plus 10% of the excess over \$1,000,000. | over \$1,500,000 but not over \$17,000,000, | \$225,000 plus 5% of the excess over \$1,500,000. | over \$17,000,000, | \$1,000,000. | | |
| If the amount on line 1e, column (a) or (b) is: | The lobbying nontaxable amount is: | | | | | | | | | | | | | |
| not over \$500,000, | 20% of the amount on line 1e. | | | | | | | | | | | | | |
| over \$500,000 but not over \$1,000,000, | \$100,000 plus 15% of the excess over \$500,000. | | | | | | | | | | | | | |
| over \$1,000,000 but not over \$1,500,000, | \$175,000 plus 10% of the excess over \$1,000,000. | | | | | | | | | | | | | |
| over \$1,500,000 but not over \$17,000,000, | \$225,000 plus 5% of the excess over \$1,500,000. | | | | | | | | | | | | | |
| over \$17,000,000, | \$1,000,000. | | | | | | | | | | | | | |
| g Grassroots nontaxable amount (enter 25% of line 1f) | | | | | | | | | | | | | | |
| h Subtract line 1g from line 1a. If zero or less, enter -0- | | | | | | | | | | | | | | |
| i Subtract line 1f from line 1c. If zero or less, enter -0- | | | | | | | | | | | | | | |
| j If there is an amount other than zero on either line 1h or line 1i, did the organization file Form 4720 reporting section 4911 tax for this year? | <input type="checkbox"/> Yes | <input type="checkbox"/> No | | | | | | | | | | | | |

4-Year Averaging Period Under Section 501(h)
(Some organizations that made a section 501(h) election do not have to complete all of the five columns below. See the separate instructions for lines 2a through 2f.)

| Lobbying Expenditures During 4-Year Averaging Period | | | | | |
|---|----------|----------|----------|----------|-----------|
| Calendar year (or fiscal year beginning in) | (a) 2020 | (b) 2021 | (c) 2022 | (d) 2023 | (e) Total |
| 2a Lobbying nontaxable amount | | | | | |
| b Lobbying ceiling amount (150% of line 2a, column(e)) | | | | | |
| c Total lobbying expenditures | | | | | |
| d Grassroots nontaxable amount | | | | | |
| e Grassroots ceiling amount (150% of line 2d, column (e)) | | | | | |
| f Grassroots lobbying expenditures | | | | | |

Schedule C (Form 990) 2023

Part II-B Complete if the organization is exempt under section 501(c)(3) and has NOT filed Form 5768 (election under section 501(h)).

Table with 3 main columns: (a) Yes, (a) No, (b) Amount. Rows include: 1 During the year, did the filing organization attempt to influence foreign, national, state, or local legislation...; 2a Did the activities in line 1 cause the organization to not be described in section 501(c)(3)?; 2b If "Yes," enter the amount of any tax incurred under section 4912; 2c If "Yes," enter the amount of any tax incurred by organization managers under section 4912; 2d If the filing organization incurred a section 4912 tax, did it file Form 4720 for this year?

Part III-A Complete if the organization is exempt under section 501(c)(4), section 501(c)(5), or section 501(c)(6).

Table with 3 columns: Question, Yes, No. Rows include: 1 Were substantially all (90% or more) dues received nondeductible by members?; 2 Did the organization make only in-house lobbying expenditures of \$2,000 or less?; 3 Did the organization agree to carry over lobbying and political campaign activity expenditures from the prior year?

Part III-B Complete if the organization is exempt under section 501(c)(4), section 501(c)(5), or section 501(c)(6) and if either (a) BOTH Part III-A, lines 1 and 2, are answered "No" OR (b) Part III-A, line 3, is answered "Yes."

Table with 2 main columns: Question, Amount. Rows include: 1 Dues, assessments and similar amounts from members; 2 Section 162(e) nondeductible lobbying and political expenditures (do not include amounts of political expenses for which the section 527(f) tax was paid); 2a Current year; 2b Carryover from last year; 2c Total; 3 Aggregate amount reported in section 6033(e)(1)(A) notices of nondeductible section 162(e) dues; 4 If notices were sent and the amount on line 2c exceeds the amount on line 3, what portion of the excess does the organization agree to carryover to the reasonable estimate of nondeductible lobbying and political expenditures next year?; 5 Taxable amount of lobbying and political expenditures. See instructions.

Part IV Supplemental Information

Provide the descriptions required for Part I-A, line 1; Part I-B, line 4; Part I-C, line 5; Part II-A (affiliated group list); Part II-A, lines 1 and 2 (see instructions); and Part II-B, line 1. Also, complete this part for any additional information.

Blank lines for providing supplemental information as required by the instructions.

SCHEDULE D
(Form 990)

Department of the Treasury
Internal Revenue Service

Supplemental Financial Statements

Complete if the organization answered "Yes" on Form 990,
Part IV, line 6, 7, 8, 9, 10, 11a, 11b, 11c, 11d, 11e, 11f, 12a, or 12b.
Attach to Form 990.

Go to www.irs.gov/Form990 for instructions and the latest information.

OMB No. 1545-0047

2023

Open to Public
Inspection

Name of the organization **THERMOSTAT RECYCLING CORPORATION** Employer identification number **54-1830284**

Part I Organizations Maintaining Donor Advised Funds or Other Similar Funds or Accounts. Complete if the organization answered "Yes" on Form 990, Part IV, line 6.

| | (a) Donor advised funds | (b) Funds and other accounts |
|---|------------------------------|------------------------------|
| 1 Total number at end of year | | |
| 2 Aggregate value of contributions to (during year) | | |
| 3 Aggregate value of grants from (during year) | | |
| 4 Aggregate value at end of year | | |
| 5 Did the organization inform all donors and donor advisors in writing that the assets held in donor advised funds are the organization's property, subject to the organization's exclusive legal control? | <input type="checkbox"/> Yes | <input type="checkbox"/> No |
| 6 Did the organization inform all grantees, donors, and donor advisors in writing that grant funds can be used only for charitable purposes and not for the benefit of the donor or donor advisor, or for any other purpose conferring impermissible private benefit? | <input type="checkbox"/> Yes | <input type="checkbox"/> No |

Part II Conservation Easements. Complete if the organization answered "Yes" on Form 990, Part IV, line 7.

1 Purpose(s) of conservation easements held by the organization (check all that apply).
 Preservation of land for public use (for example, recreation or education) Preservation of a historically important land area
 Protection of natural habitat Preservation of a certified historic structure
 Preservation of open space

2 Complete lines 2a through 2d if the organization held a qualified conservation contribution in the form of a conservation easement on the last day of the tax year.

| | Held at the End of the Tax Year |
|--|---------------------------------|
| a Total number of conservation easements | 2a |
| b Total acreage restricted by conservation easements | 2b |
| c Number of conservation easements on a certified historic structure included on line 2a | 2c |
| d Number of conservation easements included on line 2c acquired after July 25, 2006, and not on a historic structure listed in the National Register | 2d |

3 Number of conservation easements modified, transferred, released, extinguished, or terminated by the organization during the tax year _____

4 Number of states where property subject to conservation easement is located _____

5 Does the organization have a written policy regarding the periodic monitoring, inspection, handling of violations, and enforcement of the conservation easements it holds?

6 Staff and volunteer hours devoted to monitoring, inspecting, handling of violations, and enforcing conservation easements during the year _____

7 Amount of expenses incurred in monitoring, inspecting, handling of violations, and enforcing conservation easements during the year _____

8 Does each conservation easement reported on line 2d above satisfy the requirements of section 170(h)(4)(B)(i) and section 170(h)(4)(B)(ii)?

9 In Part XIII, describe how the organization reports conservation easements in its revenue and expense statement and balance sheet, and include, if applicable, the text of the footnote to the organization's financial statements that describes the organization's accounting for conservation easements.

Part III Organizations Maintaining Collections of Art, Historical Treasures, or Other Similar Assets.

Complete if the organization answered "Yes" on Form 990, Part IV, line 8.

1a If the organization elected, as permitted under FASB ASC 958, not to report in its revenue statement and balance sheet works of art, historical treasures, or other similar assets held for public exhibition, education, or research in furtherance of public service, provide in Part XIII the text of the footnote to its financial statements that describes these items.

b If the organization elected, as permitted under FASB ASC 958, to report in its revenue statement and balance sheet works of art, historical treasures, or other similar assets held for public exhibition, education, or research in furtherance of public service, provide the following amounts relating to these items.

(i) Revenue included on Form 990, Part VIII, line 1 \$ _____

(ii) Assets included in Form 990, Part X \$ _____

2 If the organization received or held works of art, historical treasures, or other similar assets for financial gain, provide the following amounts required to be reported under FASB ASC 958 relating to these items:

a Revenue included on Form 990, Part VIII, line 1 \$ _____

b Assets included in Form 990, Part X \$ _____

LHA For Paperwork Reduction Act Notice, see the Instructions for Form 990.

Schedule D (Form 990) 2023

Part III Organizations Maintaining Collections of Art, Historical Treasures, or Other Similar Assets (continued)

- 3 Using the organization's acquisition, accession, and other records, check any of the following that make significant use of its collection items (check all that apply).
- a Public exhibition
 - b Scholarly research
 - c Preservation for future generations
 - d Loan or exchange program
 - e Other _____
- 4 Provide a description of the organization's collections and explain how they further the organization's exempt purpose in Part XIII.
- 5 During the year, did the organization solicit or receive donations of art, historical treasures, or other similar assets to be sold to raise funds rather than to be maintained as part of the organization's collection? Yes No

Part IV Escrow and Custodial Arrangements Complete if the organization answered "Yes" on Form 990, Part IV, line 9, or reported an amount on Form 990, Part X, line 21.

- 1a Is the organization an agent, trustee, custodian, or other intermediary for contributions or other assets not included on Form 990, Part X? Yes No
- b If "Yes," explain the arrangement in Part XIII and complete the following table:
- | | Amount |
|---------------------------------|--------|
| c Beginning balance | 1c |
| d Additions during the year | 1d |
| e Distributions during the year | 1e |
| f Ending balance | 1f |
- 2a Did the organization include an amount on Form 990, Part X, line 21, for escrow or custodial account liability? Yes No
- b If "Yes," explain the arrangement in Part XIII. Check here if the explanation has been provided in Part XIII

Part V Endowment Funds Complete if the organization answered "Yes" on Form 990, Part IV, line 10.

| | (a) Current year | (b) Prior year | (c) Two years back | (d) Three years back | (e) Four years back |
|--|------------------|----------------|--------------------|----------------------|---------------------|
| 1a Beginning of year balance | | | | | |
| b Contributions | | | | | |
| c Net investment earnings, gains, and losses | | | | | |
| d Grants or scholarships | | | | | |
| e Other expenditures for facilities and programs | | | | | |
| f Administrative expenses | | | | | |
| g End of year balance | | | | | |

- 2 Provide the estimated percentage of the current year end balance (line 1g, column (a)) held as:
- a Board designated or quasi-endowment _____%
 - b Permanent endowment _____%
 - c Term endowment _____%
- The percentages on lines 2a, 2b, and 2c should equal 100%.
- 3a Are there endowment funds not in the possession of the organization that are held and administered for the organization by:
- | | Yes | No |
|--|--------|----|
| (i) Unrelated organizations? | 3a(i) | |
| (ii) Related organizations? | 3a(ii) | |
| b If "Yes" on line 3a(ii), are the related organizations listed as required on Schedule R? | 3b | |
- 4 Describe in Part XIII the intended uses of the organization's endowment funds.

Part VI Land, Buildings, and Equipment

Complete if the organization answered "Yes" on Form 990, Part IV, line 11a. See Form 990, Part X, line 10.

| Description of property | (a) Cost or other basis (investment) | (b) Cost or other basis (other) | (c) Accumulated depreciation | (d) Book value |
|--------------------------|--------------------------------------|---------------------------------|------------------------------|----------------|
| 1a Land | | | | |
| b Buildings | | | | |
| c Leasehold improvements | | | | |
| d Equipment | | | | |
| e Other | | | | |

Total. Add lines 1a through 1e. (Column (d) must equal Form 990, Part X, line 10c, column (B)) 0.

Part VII Investments - Other Securities

Complete if the organization answered "Yes" on Form 990, Part IV, line 11b. See Form 990, Part X, line 12.

| (a) Description of security or category (including name of security) | (b) Book value | (c) Method of valuation: Cost or end-of-year market value |
|---|----------------|---|
| (1) Financial derivatives | | |
| (2) Closely held equity interests | | |
| (3) Other | | |
| (A) | | |
| (B) | | |
| (C) | | |
| (D) | | |
| (E) | | |
| (F) | | |
| (G) | | |
| (H) | | |
| Total. (Col. (b) must equal Form 990, Part X, line 12, col. (B)) | | |

Part VIII Investments - Program Related.

Complete if the organization answered "Yes" on Form 990, Part IV, line 11c. See Form 990, Part X, line 13.

| (a) Description of investment | (b) Book value | (c) Method of valuation: Cost or end-of-year market value |
|---|----------------|---|
| (1) | | |
| (2) | | |
| (3) | | |
| (4) | | |
| (5) | | |
| (6) | | |
| (7) | | |
| (8) | | |
| (9) | | |
| Total. (Col. (b) must equal Form 990, Part X, line 13, col. (B)) | | |

Part IX Other Assets

Complete if the organization answered "Yes" on Form 990, Part IV, line 11d. See Form 990, Part X, line 15.

| (a) Description | (b) Book value |
|---|----------------|
| (1) RESERVE FUND DEPOSIT | 2,000. |
| (2) DUE FROM MEMBERS FOR THE CALORNIA MERCURY THERMOSTAT | |
| (3) COLLECTION ACT OF 2021 | 298,866. |
| (4) | |
| (5) | |
| (6) | |
| (7) | |
| (8) | |
| (9) | |
| Total. (Column (b) must equal Form 990, Part X, line 15, col. (B)) | 300,866. |

Part X Other Liabilities

Complete if the organization answered "Yes" on Form 990, Part IV, line 11e or 11f. See Form 990, Part X, line 25.

| 1. (a) Description of liability | (b) Book value |
|---|----------------|
| (1) Federal income taxes | |
| (2) | |
| (3) | |
| (4) | |
| (5) | |
| (6) | |
| (7) | |
| (8) | |
| (9) | |
| Total. (Column (b) must equal Form 990, Part X, line 25, col. (B)) | |

2. Liability for uncertain tax positions. In Part XIII, provide the text of the footnote to the organization's financial statements that reports the organization's liability for uncertain tax positions under FASB ASC 740. Check here if the text of the footnote has been provided in Part XIII ...

Part XI Reconciliation of Revenue per Audited Financial Statements With Revenue per Return

Complete if the organization answered "Yes" on Form 990, Part IV, line 12a.

| | | | | |
|----------|--|-----------|-----------|------------|
| 1 | Total revenue, gains, and other support per audited financial statements | | 1 | 4,278,036. |
| 2 | Amounts included on line 1 but not on Form 990, Part VIII, line 12: | | | |
| a | Net unrealized gains (losses) on investments | 2a | | |
| b | Donated services and use of facilities | 2b | | |
| c | Recoveries of prior year grants | 2c | | |
| d | Other (Describe in Part XIII.) | 2d | | |
| e | Add lines 2a through 2d | | 2e | 0. |
| 3 | Subtract line 2e from line 1 | | 3 | 4,278,036. |
| 4 | Amounts included on Form 990, Part VIII, line 12, but not on line 1: | | | |
| a | Investment expenses not included on Form 990, Part VIII, line 7b | 4a | | |
| b | Other (Describe in Part XIII.) | 4b | | |
| c | Add lines 4a and 4b | | 4c | 0. |
| 5 | Total revenue. Add lines 3 and 4c . (This must equal Form 990, Part I, line 12.) | | 5 | 4,278,036. |

Part XII Reconciliation of Expenses per Audited Financial Statements With Expenses per Return

Complete if the organization answered "Yes" on Form 990, Part IV, line 12a.

| | | | | |
|----------|---|-----------|-----------|------------|
| 1 | Total expenses and losses per audited financial statements | | 1 | 3,090,778. |
| 2 | Amounts included on line 1 but not on Form 990, Part IX, line 25: | | | |
| a | Donated services and use of facilities | 2a | | |
| b | Prior year adjustments | 2b | | |
| c | Other losses | 2c | | |
| d | Other (Describe in Part XIII.) | 2d | | |
| e | Add lines 2a through 2d | | 2e | 0. |
| 3 | Subtract line 2e from line 1 | | 3 | 3,090,778. |
| 4 | Amounts included on Form 990, Part IX, line 25, but not on line 1: | | | |
| a | Investment expenses not included on Form 990, Part VIII, line 7b | 4a | | |
| b | Other (Describe in Part XIII.) | 4b | | |
| c | Add lines 4a and 4b | | 4c | 0. |
| 5 | Total expenses. Add lines 3 and 4c . (This must equal Form 990, Part I, line 18.) | | 5 | 3,090,778. |

Part XIII Supplemental Information

Provide the descriptions required for Part II, lines 3, 5, and 9; Part III, lines 1a and 4; Part IV, lines 1b and 2b; Part V, line 4; Part X, line 2; Part XI, lines 2d and 4b; and Part XII, lines 2d and 4b. Also complete this part to provide any additional information.

PART X, LINE 2:

TRC IS EXEMPT FROM INCOME TAXES ON ITS EXEMPT ACTIVITIES UNDER SECTION 501 (C) (6) OF THE INTERNAL REVENUE CODE. TRC FOLLOWS ACCOUNTING STANDARDS FOR DEALING WITH UNCERTAINTY IN ACCOUNTING FOR INCOME TAX PROVISIONS. TRC HAS DETERMINED THAT IT DOES NOT HAVE ANY MATERIAL UNRECOGNIZED TAX BENEFITS OR OBLIGATIONS AS OF DECEMBER 31, 2023. YEARS ENDING ON OR AFTER DECEMBER 31, 2020 REMAIN SUBJECT TO EXAMINATION BY FEDERAL AND STATE TAX AUTHORITIES.

**SCHEDULE O
(Form 990)**

Department of the Treasury
Internal Revenue Service

Supplemental Information to Form 990 or 990-EZ

Complete to provide information for responses to specific questions on
Form 990 or 990-EZ or to provide any additional information.
Attach to Form 990 or Form 990-EZ.
Go to www.irs.gov/Form990 for the latest information.

OMB No. 1545-0047

2023

Open to Public
Inspection

Name of the organization

THERMOSTAT RECYCLING CORPORATION

Employer identification number

54-1830284

FORM 990, PART VI, SECTION A, LINE 3:

THE ASSOCIATION APPOINTED KELLEN MANAGEMENT AS ITS AGENT TO CONDUCT THE
MANAGEMENT OF THE ASSOCIATION IN ALL ASPECTS TO INCLUDE GENERAL ACTIVITIES,
BOARD AND COMMITTEE SUPPORT, FINANCIAL MANAGEMENT, TECHNOLOGY AND WEBSITE
MANAGEMENT, MARKETING AND COMMUNICATIONS, PROGRAM MANAGEMENT, AND
REGULATORY COMPLIANCE.

FORM 990, PART VI, SECTION A, LINE 6:

INITIAL MEMBERS OF THIS CORPORATION SHALL BE WHITE-RODGERS CORPORATION AND
HONEYWELL INC. EACH SUCH CORPORATION SHALL BE DEEMED AN ORIGINAL MEMBER OF
THE CORPORATION, AND ALL CORPORATIONS MAY BE REFERRED TO COLLECTIVELY IN
THE BY-LAWS AS THE ORIGINAL MEMBERS.

FROM TIME TO TIME, THE BOARD OF DIRECTORS MAY INVITE OTHER THERMOSTAT
MANUFACTURERS TO PARTICIPATE AS MEMBERS IN THE CORPORATION. SUCH A
CORPORATION SHALL BECOME A MEMBER ONLY UPON PAYMENT OF FEES AS PROVIDED
UNDER ARTICLE VII OF THE BY-LAWS.

FORM 990, PART VI, SECTION A, LINE 7A:

THERE SHALL BE A NOMINATING COMMITTEE OF THE BOARD OF DIRECTORS, WHICH
SHALL CONSIST OF THREE DIRECTORS, ALL OF WHOM ARE EMPLOYED BY ORIGINAL
MEMBERS. ONE MONTH PRIOR TO THE ANNUAL MEETING OF THE CORPORATION, THE
NOMINATING COMMITTEE SHALL APPROVE A SLATE OF NOMINEES MEETING THE
QUALIFICATIONS SET FORTH IN SECTION 2 TO BE SUBMITTED TO THE MEMBERS FOR
ELECTION AT THE ANNUAL MEETING.

| | |
|--|--|
| Name of the organization THERMOSTAT RECYCLING CORPORATION | Employer identification number 54-1830284 |
|--|--|

FORM 990, PART VI, SECTION B, LINE 11B:

A COPY OF FORM 990 IS PROVIDED TO ALL GOVERNING MEMBERS BEFORE IT IS FILED.
 A REASONABLE AMOUNT OF TIME IS ALLOWED FOR THE GOVERNING MEMBERS TO REVIEW
 THE FORM 990 AND PROVIDE COMMENTS.

FORM 990, PART VI, SECTION C, LINE 19:

TRC MAKES ITS GOVERNING DOCUMENTS, CONFLICT OF INTEREST POLICY, AND
 FINANCIAL STATEMENTS AVAILABLE TO THE PUBLIC UPON REQUEST (VIA E-MAIL OR
 MAIL).

FORM 990, PART XII, LINE 2C

THE PROCESS HAS NOT CHANGED FROM THE PRIOR YEAR. THE BOARD OF
 DIRECTORS ASSUME OVERSIGHT RESPONSIBILITY FOR THE AUDIT.

2023 DEPRECIATION AND AMORTIZATION REPORT

FORM 990 PAGE 10

990

| Asset No. | Description | Date Acquired | Method | Life | Conv | Line No. | Unadjusted Cost Or Basis | Bus % Excl | Section 179 Expense | * Reduction In Basis | Basis For Depreciation | Beginning Accumulated Depreciation | Current Sec 179 Expense | Current Year Deduction | Ending Accumulated Depreciation |
|-----------|----------------------------------|---------------|--------|------|------|----------|--------------------------|------------|---------------------|----------------------|------------------------|------------------------------------|-------------------------|------------------------|---------------------------------|
| 10 | FIRST PIER | 01/01/19 | | 60M | | HY43 | 159,960. | | | | 159,960. | 127,968. | | 31,992. | 159,960. |
| 11 | WEBSITE | 04/01/21 | | 36M | | HY43 | 25,000. | | | | 25,000. | 14,583. | | 8,333. | 22,916. |
| | * TOTAL 990 PAGE 10 DEPR & AMORT | | | | | | 184,960. | | | | 184,960. | 142,551. | | 40,325. | 182,876. |
| | | | | | | | | | | | | | | | |
| | | | | | | | | | | | | | | | |
| | | | | | | | | | | | | | | | |
| | | | | | | | | | | | | | | | |
| | | | | | | | | | | | | | | | |
| | | | | | | | | | | | | | | | |
| | | | | | | | | | | | | | | | |
| | | | | | | | | | | | | | | | |
| | | | | | | | | | | | | | | | |
| | | | | | | | | | | | | | | | |
| | | | | | | | | | | | | | | | |
| | | | | | | | | | | | | | | | |
| | | | | | | | | | | | | | | | |
| | | | | | | | | | | | | | | | |
| | | | | | | | | | | | | | | | |
| | | | | | | | | | | | | | | | |
| | | | | | | | | | | | | | | | |
| | | | | | | | | | | | | | | | |

(D) - Asset disposed

* ITC, Salvage, Bonus, Commercial Revitalization Deduction, GO Zone

Department of the Treasury
Internal Revenue Service

Go to www.irs.gov/Form4562 for instructions and the latest information.

Attach to your tax return.

Name(s) shown on return

Business or activity to which this form relates

Identifying number

THERMOSTAT RECYCLING CORPORATION

FORM 990 PAGE 10

54-1830284

Part I Election To Expense Certain Property Under Section 179 Note: If you have any listed property, complete Part V before you complete Part I.

| | | |
|--|------------------------------|------------------|
| 1 Maximum amount (see instructions) | 1 | 1,160,000. |
| 2 Total cost of section 179 property placed in service (see instructions) | 2 | |
| 3 Threshold cost of section 179 property before reduction in limitation | 3 | 2,890,000. |
| 4 Reduction in limitation. Subtract line 3 from line 2. If zero or less, enter -0- | 4 | |
| 5 Dollar limitation for tax year. Subtract line 4 from line 1. If zero or less, enter -0-. If married filing separately, see instructions | 5 | |
| 6 (a) Description of property | (b) Cost (business use only) | (c) Elected cost |
| | | |
| | | |
| | | |
| 7 Listed property. Enter the amount from line 29 | 7 | |
| 8 Total elected cost of section 179 property. Add amounts in column (c), lines 6 and 7 | 8 | |
| 9 Tentative deduction. Enter the smaller of line 5 or line 8 | 9 | |
| 10 Carryover of disallowed deduction from line 13 of your 2022 Form 4562 | 10 | |
| 11 Business income limitation. Enter the smaller of business income (not less than zero) or line 5 | 11 | |
| 12 Section 179 expense deduction. Add lines 9 and 10, but don't enter more than line 11 | 12 | |
| 13 Carryover of disallowed deduction to 2024. Add lines 9 and 10, less line 12 | 13 | |

Note: Don't use Part II or Part III below for listed property. Instead, use Part V.

Part II Special Depreciation Allowance and Other Depreciation (Don't include listed property.)

| | | |
|--|-----------|--|
| 14 Special depreciation allowance for qualified property (other than listed property) placed in service during the tax year | 14 | |
| 15 Property subject to section 168(f)(1) election | 15 | |
| 16 Other depreciation (including ACRS) | 16 | |

Part III MACRS Depreciation (Don't include listed property. See instructions.)

Section A

| | | |
|--|-----------|--|
| 17 MACRS deductions for assets placed in service in tax years beginning before 2023 | 17 | |
| 18 If you are electing to group any assets placed in service during the tax year into one or more general asset accounts, check here <input type="checkbox"/> | | |

Section B - Assets Placed in Service During 2023 Tax Year Using the General Depreciation System

| (a) Classification of property | (b) Month and year placed in service | (c) Basis for depreciation (business/investment use only - see instructions) | (d) Recovery period | (e) Convention | (f) Method | (g) Depreciation deduction |
|---------------------------------------|--------------------------------------|--|---------------------|----------------|------------|----------------------------|
| 19a 3-year property | | | | | | |
| b 5-year property | | | | | | |
| c 7-year property | | | | | | |
| d 10-year property | | | | | | |
| e 15-year property | | | | | | |
| f 20-year property | | | | | | |
| g 25-year property | | | 25 yrs. | | S/L | |
| h Residential rental property | / | | 27.5 yrs. | MM | S/L | |
| | / | | 27.5 yrs. | MM | S/L | |
| i Nonresidential real property | / | | 39 yrs. | MM | S/L | |
| | / | | | MM | S/L | |

Section C - Assets Placed in Service During 2023 Tax Year Using the Alternative Depreciation System

| | | | | | | |
|-----------------------|---|--|---------|----|-----|--|
| 20a Class life | | | | | S/L | |
| b 12-year | | | 12 yrs. | | S/L | |
| c 30-year | / | | 30 yrs. | MM | S/L | |
| d 40-year | / | | 40 yrs. | MM | S/L | |

Part IV Summary (See instructions.)

| | | |
|---|-----------|----|
| 21 Listed property. Enter amount from line 28 | 21 | |
| 22 Total. Add amounts from line 12, lines 14 through 17, lines 19 and 20 in column (g), and line 21. Enter here and on the appropriate lines of your return. Partnerships and S corporations - see instr. | 22 | 0. |
| 23 For assets shown above and placed in service during the current year, enter the portion of the basis attributable to section 263A costs | 23 | |

Part V Listed Property (Include automobiles, certain other vehicles, certain aircraft, and property used for entertainment, recreation, or amusement.)

Note: For any vehicle for which you are using the standard mileage rate or deducting lease expense, complete only 24a, 24b, columns (a) through (c) of Section A, all of Section B, and Section C if applicable.

Section A - Depreciation and Other Information (Caution: See the instructions for limits for passenger automobiles.)

24a Do you have evidence to support the business/investment use claimed? Yes No 24b If "Yes," is the evidence written? Yes No

Table with 9 columns: (a) Type of property, (b) Date placed in service, (c) Business/investment use percentage, (d) Cost or other basis, (e) Basis for depreciation, (f) Recovery period, (g) Method/Convention, (h) Depreciation deduction, (i) Elected section 179 cost.

25 Special depreciation allowance for qualified listed property placed in service during the tax year and used more than 50% in a qualified business use 25

26 Property used more than 50% in a qualified business use: Table with 9 columns for property details and percentages.

27 Property used 50% or less in a qualified business use: Table with 9 columns for property details, S/L status, and percentages.

28 Add amounts in column (h), lines 25 through 27. Enter here and on line 21, page 1 28

29 Add amounts in column (i), line 26. Enter here and on line 7, page 1 29

Section B - Information on Use of Vehicles

Complete this section for vehicles used by a sole proprietor, partner, or other "more than 5% owner," or related person. If you provided vehicles to your employees, first answer the questions in Section C to see if you meet an exception to completing this section for those vehicles.

Table for Section B with 6 main columns: (a) Vehicle 1, (b) Vehicle 2, (c) Vehicle 3, (d) Vehicle 4, (e) Vehicle 5, (f) Vehicle 6. Rows include 30-36 regarding miles driven and personal use availability.

Section C - Questions for Employers Who Provide Vehicles for Use by Their Employees

Answer these questions to determine if you meet an exception to completing Section B for vehicles used by employees who aren't more than 5% owners or related persons.

Table for Section C with 2 columns: Yes, No. Rows include 37-41 regarding policy statements and requirements for vehicle use.

Note: If your answer to 37, 38, 39, 40, or 41 is "Yes," don't complete Section B for the covered vehicles.

Part VI Amortization

Table for Section C with 6 columns: (a) Description of costs, (b) Date amortization begins, (c) Amortizable amount, (d) Code section, (e) Amortization period or percentage, (f) Amortization for this year.

42 Amortization of costs that begins during your 2023 tax year: Table with 6 columns for cost details.

43 Amortization of costs that began before your 2023 tax year STMT 1 43 40,325.

44 Total. Add amounts in column (f). See the instructions for where to report 44 40,325.

FORM 4562

PART VI - AMORTIZATION

STATEMENT 1

| (A) DESCRIPTION OF COSTS | (B) DATE BEGAN | (C) AMORT. AMOUNT | (D) CODE SECT. | (E) LIFE/ RATE | (F) ACCUM. AMORT. | (G) AMORT. THIS YR. |
|-----------------------------|----------------------|-------------------------|----------------------|----------------------|-------------------------|---------------------------|
| FIRST PIER | 01/01/19 | 159,960. | | 60M | 127,968. | 31,992. |
| WEBSITE | 04/01/21 | 25,000. | | 36M | 14,583. | 8,333. |
| TOTAL TO FORM 4562, LINE 43 | | | | | | 40,325. |

Rhode Island
2024 Miss You Calls

| Location Type | Account | Location Name | Street | City | State | Zip Code | Subject | Activity Date |
|-----------------|--|--|--------------------------|-----------------|-------|------------|---------------|---------------|
| HVAC Contractor | Stedman & Kazounis Plumbing & Heating Co Inc | Stedman & Kazounis Plumbing & Heating Co Inc | 10 CROSSLAND STREET | CHARLESTOWN | RI | 02813 | Miss You Call | 3/20/2024 |
| HVAC Contractor | Stedman & Kazounis Plumbing & Heating Co Inc | Stedman & Kazounis Plumbing & Heating Co Inc | 10 CROSSLAND STREET | CHARLESTOWN | RI | 02813 | Miss You Call | 7/23/2024 |
| Wholesaler | Atlantic Supply | Atlantic Supply | 1000 TIOGUE AVE | COVENTRY | RI | 02816 | Miss You Call | 3/20/2024 |
| Wholesaler | Atlantic Supply | Atlantic Supply | 1000 TIOGUE AVE | COVENTRY | RI | 02816 | Miss You Call | 7/23/2024 |
| Wholesaler | Robinson Plumbing & Heating Supply, Co | Robinson Plumbing & Heating Supply, Co | 1 FREEWAY DRIVE | CRANSTON | RI | 02920 | Miss You Call | 3/20/2024 |
| Wholesaler | Robinson Plumbing & Heating Supply, Co | Robinson Plumbing & Heating Supply, Co | 1 FREEWAY DRIVE | CRANSTON | RI | 02920 | Miss You Call | 7/23/2024 |
| HVAC Contractor | Petro | Woods Heating | 22 Almeida Avenue | East Providence | RI | 02914 | Miss You Call | 7/24/2024 |
| Wholesaler | Smithfield Plumbing & Heating Supply | Smithfield Plumbing & Heating Supply | 1 AUSTIN AVE. | GREENVILLE | RI | 02828 | Miss You Call | 3/20/2024 |
| Wholesaler | Smithfield Plumbing & Heating Supply | Smithfield Plumbing & Heating Supply | 1 AUSTIN AVE. | GREENVILLE | RI | 02828 | Miss You Call | 7/23/2024 |
| HVAC Contractor | H.V. Holland, Inc. | H.V. Holland, Inc. | 2 Hammett Court | Jamestown | RI | 02835 | Miss You Call | 7/24/2024 |
| HVAC Contractor | Gem Plumbing & Heating | Gem Plumbing & Heating | 1 WELLINGTON ROAD | LINCOLN | RI | 02865 | Miss You Call | 3/11/2024 |
| HVAC Contractor | Gem Plumbing & Heating | Gem Plumbing & Heating | 1 WELLINGTON ROAD | LINCOLN | RI | 02865 | Miss You Call | 7/12/2024 |
| Wholesaler | Supply New England | Supply New England | 273 LONSDALE AVE. | PAWTUCKET | RI | 02860 | Miss You Call | 3/25/2024 |
| Wholesaler | Bell Simons | Simon's Supply Co Inc | 19 SLADE STREET | PAWTUCKET | RI | 02861 | Miss You Call | 3/20/2024 |
| Wholesaler | Bell Simons | Simon's Supply Co Inc | 19 SLADE STREET | PAWTUCKET | RI | 02861 | Miss You Call | 7/23/2024 |
| Wholesaler | Cohen Heating Supply Company | Cohen Heating Supply Company | 38 BATH STREET | PROVIDENCE | RI | 02908 | Miss You Call | 3/6/2024 |
| Wholesaler | Cohen Heating Supply Company | Cohen Heating Supply Company | 38 BATH STREET | PROVIDENCE | RI | 02908 | Miss You Call | 7/12/2024 |
| Wholesaler | Furnace & Duct Supply Co. Inc. | Furnace & Duct Supply Co. Inc. | 635 ELMWOOD AVE. | PROVIDENCE | RI | 02907 | Miss You Call | 3/11/2024 |
| Wholesaler | Furnace & Duct Supply Co. Inc. | Furnace & Duct Supply Co. Inc. | 635 ELMWOOD AVE. | PROVIDENCE | RI | 02907 | Miss You Call | 7/12/2024 |
| Wholesaler | John F. White & Co | John F. White & Co | 31 NARRAGANSETT AVE. | PROVIDENCE | RI | 02907 | Miss You Call | 3/11/2024 |
| Wholesaler | John F. White & Co | John F. White & Co | 31 NARRAGANSETT AVE. | PROVIDENCE | RI | 02907 | Miss You Call | 7/23/2024 |
| Wholesaler | S.G. Torrice Co | S. G. Torrice Corp | 300 NIAHTIC AVE | PROVIDENCE | RI | 02907 | Miss You Call | 3/20/2024 |
| Wholesaler | S.G. Torrice Co | S. G. Torrice Corp | 300 NIAHTIC AVE | PROVIDENCE | RI | 02907 | Miss You Call | 7/23/2024 |
| Wholesaler | The Portland Group | The Portland Group - Spritzo Providence | 333-339 Harris Avenue | Providence | RI | 02909 | Miss You Call | 7/24/2024 |
| Wholesaler | R. E. Michel Co. | R.E. Michel Company, Inc. | 124 Narrangansett Avenue | Providence | RI | 02907 | Miss You Call | 7/24/2024 |
| Wholesaler | R. E. Michel Co. | R.E. Michel Company, Inc. | 124 Narrangansett Avenue | Providence | RI | 02907 | Miss You Call | 3/25/2024 |
| Wholesaler | Sid Harvey | Sid Harvey Industries | 89 CORLISS ST | PROVIDENCE | RI | 02904 | Miss You Call | 7/23/2024 |
| HVAC Contractor | Regan Heating And AC | Regan Heating And AC | 16 Hylestead Street | Providence | RI | 02905 | Miss You Call | 3/6/2024 |
| HVAC Contractor | Regan Heating And AC | Regan Heating And AC | 16 Hylestead Street | Providence | RI | 02905 | Miss You Call | 7/12/2024 |
| HVAC Contractor | Petro | Petro | 550 Fish Road | Tiverton | RI | 02878 | Miss You Call | 7/24/2024 |
| HVAC Contractor | Petro | Petro | 550 Fish Road | Tiverton | RI | 02878 | Miss You Call | 3/25/2024 |
| HVAC Contractor | Wakefield Heating Service LLC | Wakefield Heating Service LLC | 534 Shannock Rd | Wakefield | RI | 02879 | Miss You Call | 3/6/2024 |
| HVAC Contractor | Wakefield Heating Service LLC | Wakefield Heating Service LLC | 534 Shannock Rd | Wakefield | RI | 02879 | Miss You Call | 7/12/2024 |
| Wholesaler | Supply New England | Supply New England | 361 JEFFERSON BLVD. | WARWICK | RI | 02886 | Miss You Call | 3/25/2024 |
| Wholesaler | Supply New England | Supply New England | 361 JEFFERSON BLVD. | WARWICK | RI | 02886 | Miss You Call | 7/23/2024 |
| Wholesaler | Delta T Distributors | Api Of Nh Delta T | 56 Dewey Avenue | Warwick | RI | 02886 | Miss You Call | 3/6/2024 |
| Wholesaler | Delta T Distributors | Api Of Nh Delta T | 56 Dewey Avenue | Warwick | RI | 02886 | Miss You Call | 7/12/2024 |
| Wholesaler | Winsupply | Winsupply Warwick RI Co. | 289 Kilvert St | Warwick | RI | 02886-1344 | Miss You Call | 7/12/2024 |
| Wholesaler | Watsco | Carrier Enterprise | 33 Plan Way Bldg 1 | Warwick | RI | 02886 | Miss You Call | 7/24/2024 |
| Wholesaler | Viking Supply | Viking Supply Co | 36 FRIENDSHIP STREET | WESTERLY | RI | 02891 | Miss You Call | 3/25/2024 |
| Wholesaler | Viking Supply | Viking Supply Co | 36 FRIENDSHIP STREET | WESTERLY | RI | 02891 | Miss You Call | 7/23/2024 |
| HVAC Contractor | Petro | Petro Holdings Inc. | 1182 River Street | Woonsocket | RI | 02895 | Miss You Call | 7/24/2024 |
| HVAC Contractor | Kafin Oil Company | Kafin Oil Company | 22 Hamlet Avenue | Woonsocket | RI | 02895 | Miss You Call | 7/24/2024 |
| HVAC Contractor | Kafin Oil Company | Kafin Oil Company | 22 Hamlet Avenue | Woonsocket | RI | 02895 | Miss You Call | 3/25/2024 |

Rhode Island
2024 Miss You Calls

| Location Type | Account | Location Name | Street | City | State | Zip Code | Subject | Activity Date |
|-----------------|--|--|-------------------------|------------|-------|------------|------------|---------------|
| Wholesaler | Atlantic Supply | Atlantic Supply | 1000 TIOGUE AVE | COVENTRY | RI | 02816 | Site Visit | 11/19/2024 |
| Wholesaler | Robinson Plumbing & Heating Supply, Co | Robinson Plumbing & Heating Supply, Co | 1 FREEWAY DRIVE | CRANSTON | RI | 02920 | Site Visit | 11/21/2024 |
| HVAC Contractor | Rise Engineering | Rise Engineering | 1341 Elmwood Avenue | Cranston | RI | 02910 | Site Visit | 11/20/2024 |
| Wholesaler | Bell Simons | Bell Simons Co | 90 Kenwood Street | Cranston | RI | 02907 | Site Visit | 11/21/2024 |
| Wholesaler | Smithfield Plumbing & Heating Supply | Smithfield Plumbing & Heating Supply | 1 AUSTIN AVE. | GREENVILLE | RI | 02828 | Site Visit | 11/21/2024 |
| HVAC Contractor | Restivo's Heating And Air Conditioning, Ltd. | Restivo's Heating And Air Conditioning, Ltd. | 295 Scituate Ave. | Johnston | RI | 02919 | Site Visit | 11/19/2024 |
| Wholesaler | Supply New England | Supply New England | 119 OLIPHANT LANE | MIDDLETOWN | RI | 02842 | Site Visit | 11/22/2024 |
| Wholesaler | Plumber Supply Co | Plumber Supply Co | 305 Oliphant Ln | Middletown | RI | 02842 | Site Visit | 11/18/2024 |
| Wholesaler | Supply New England | Supply New England | 273 LONSDALE AVE. | PAWTUCKET | RI | 02860 | Site Visit | 11/22/2024 |
| Wholesaler | Bell Simons | Simon's Supply Co Inc | 19 SLADE STREET | PAWTUCKET | RI | 02861 | Site Visit | 11/20/2024 |
| HVAC Contractor | Petro | Buckley Heating & Cooling | 1632 Kingstown Road | Peace Dale | RI | 02879 | Site Visit | 11/18/2024 |
| Wholesaler | Supply New England | Supply New England | 1425 KINGSTOWN RD. | PEACEDALE | RI | 02883 | Site Visit | 11/18/2024 |
| HVAC Contractor | R.B. Queern & Co., Inc. | R.B. Queern & Co., Inc. | 200 High Point Avenue | Portsmouth | RI | 02871 | Site Visit | 11/19/2024 |
| Wholesaler | Ardente Supply Co Inc. | Ardente Supply Co Inc. | 404 VALLEY STREET | PROVIDENCE | RI | 02908 | Site Visit | 11/18/2024 |
| Wholesaler | Automatic Heating Equipment | Automatic Heating Equipment | 400 CHARLES ST | PROVIDENCE | RI | 02904 | Site Visit | 11/20/2024 |
| Wholesaler | Johnstone Supply | Johnstone Supply Co | 50 NIAN TIC AVE | Providence | RI | 02907 | Site Visit | 11/20/2024 |
| Wholesaler | Cohen Heating Supply Company | Cohen Heating Supply Company | 38 BATH STREET | PROVIDENCE | RI | 02908 | Site Visit | 11/21/2024 |
| Wholesaler | Furnace & Duct Supply Co. Inc. | Furnace & Duct Supply Co. Inc. | 635 ELMWOOD AVE. | PROVIDENCE | RI | 02907 | Site Visit | 11/22/2024 |
| Wholesaler | John F. White & Co | John F. White & Co | 31 NARRAGANSETT AVE. | PROVIDENCE | RI | 02907 | Site Visit | 11/19/2024 |
| HVAC Contractor | Santoro Oil Co. | Santoro Oil Co. | 101 CORLISS ST | PROVIDENCE | RI | 02904 | Site Visit | 11/18/2024 |
| Wholesaler | S.G. Torrice Co | S. G. Torrice Corp | 300 NIAN TIC AVE | PROVIDENCE | RI | 02907 | Site Visit | 11/22/2024 |
| Wholesaler | The Portland Group | The Portland Group - Spritzo Providence | 333-339 Harris Avenue | Providence | RI | 02909 | Site Visit | 11/19/2024 |
| Wholesaler | R. E. Michel Co. | R.E. Michel Company, Inc. | 124 Narragansett Avenue | Providence | RI | 02907 | Site Visit | 11/20/2024 |
| Wholesaler | Sid Harvey | Sid Harvey Industries | 89 CORLISS ST | PROVIDENCE | RI | 02904 | Site Visit | 11/19/2024 |
| HVAC Contractor | Regan Heating And AC | Regan Heating And AC | 16 Hylestead Street | Providence | RI | 02905 | Site Visit | 11/21/2024 |
| Wholesaler | United Refrigeration | United Refrigeration Inc | 185 TORONTO AVENUE | PROVIDENCE | RI | 02905 | Site Visit | 11/19/2024 |
| HVAC Contractor | Carjon Air Conditioning & Heating | Carjon Air Conditioning & Heating | 4 Enterprise Lane | Smithfield | RI | 02917 | Site Visit | 11/22/2024 |
| HVAC Contractor | Petro | Petro | 550 Fish Road | Tiverton | RI | 02878 | Site Visit | 11/21/2024 |
| HVAC Contractor | Wakefield Heating Service LLC | Wakefield Heating Service LLC | 534 Shannock Rd | Wakefield | RI | 02879 | Site Visit | 11/20/2024 |
| HVAC Contractor | Petro | Petro | 141 Knight Street | Warwick | RI | 02886 | Site Visit | 11/20/2024 |
| Wholesaler | Supply New England | Supply New England | 361 JEFFERSON BLVD. | WARWICK | RI | 02886 | Site Visit | 11/18/2024 |
| Wholesaler | Delta T Distributors | Api Of Nh Delta T | 56 Dewey Avenue | Warwick | RI | 02886 | Site Visit | 11/22/2024 |
| Wholesaler | F.W. Webb | F. W. Webb Co | 101 JEFFERSON BLVD | WARWICK | RI | 02888 | Site Visit | 11/21/2024 |
| Wholesaler | Winsupply | Winsupply Warwick RI Co. | 289 Kilvert St | Warwick | RI | 02886-1344 | Site Visit | 11/21/2024 |
| Wholesaler | Watsco | Carrier Enterprise | 33 Plan Way Bldg 1 | Warwick | RI | 02886 | Site Visit | 11/22/2024 |
| Wholesaler | The Granite Group | The Granite Group | 114 CROSS STREET | WESTERLY | RI | 02891 | Site Visit | 11/18/2024 |
| Wholesaler | Viking Supply | Viking Supply Co | 36 FRIENDSHIP STREET | WESTERLY | RI | 02891 | Site Visit | 11/19/2024 |
| HVAC Contractor | Petro | Petro Holdings Inc. | 1182 River Street | Woonsocket | RI | 02895 | Site Visit | 11/22/2024 |
| HVAC Contractor | Kafin Oil Company | Kafin Oil Company | 22 Hamlet Avenue | Woonsocket | RI | 02895 | Site Visit | 11/21/2024 |

Rhode Island
2024 Collection Location Summary Report

| Bin Bar Code | Status | Location Type | Account: TRC Account Name | Name | Street | City | State | Zip Code | Contact Phone | Return Date | Number of Loose Switches | Number of Mercury Thermostats | Total Mercury Volume (lbs.) |
|--------------|----------|-----------------|---|---|------------------------------------|-----------------|-------|-----------|-------------------|-------------|--------------------------|-------------------------------|-----------------------------|
| | Inactive | Wholesaler | Superior Comfort Inc. | Superior Comfort Inc. | 257 Franklin Street | Bristol | RI | 02809 | 401-396-9171 | | | | |
| | Inactive | HVAC Contractor | Stedman & Kazounis Plumbing & Heating | Stedman & Kazounis Plumbing & Heating | 10 CROSSLAND STREET | CHARLESTOWN | RI | 02813 | (401) 364-9888 | | | | |
| | Inactive | HVAC Contractor | Stedman & Kazounis Plumbing & Heating | Stedman & Kazounis Plumbing & Heating | 10 CROSSLAND STREET | CHARLESTOWN | RI | 02813 | (401) 364-9888 | | | | |
| | Inactive | HVAC Contractor | Stedman & Kazounis Plumbing & Heating | Stedman & Kazounis Plumbing & Heating | 10 CROSSLAND ST. | CHARLESTOWN | RI | 02813 | 401-364-9888 | | | | |
| M16834 | Active | Wholesaler | Atlantic Supply | Atlantic Supply | 1000 TIOGUE AVE | COVENTRY | RI | 02816 | (401) 823-0800 | 11/20/2024 | 1 | 31 | 0.1984 |
| | Inactive | HVAC Contractor | Solarcity | Solarcity Db | 70 Centre of New England Boulevard | Coventry | RI | 02816 | | | | | |
| | Active | Wholesaler | Bell Simons | Bell Simons Co | 90 Kenwood Street | Cranston | RI | 02907 | (401) 944-0200 | | | | |
| m13281 | Active | Wholesaler | Bell Simons | Bell Simons Co | 90 Kenwood Street | Cranston | RI | 02907 | (401) 944-0200 | 11/25/2024 | 1 | 37 | 0.2356 |
| | Inactive | Wholesaler | Johnstone Supply | Johnstone Supply | | CRANSTON | RI | 02907-314 | | | | | |
| M17999 | Active | HVAC Contractor | Rise Engineering | Rise Engineering | 1341 Elmwood Avenue | Cranston | RI | 02910 | 401-784-3700 | 11/15/2024 | 0 | 115 | 0.7254 |
| M17998 | Active | HVAC Contractor | Rise Engineering | Rise Engineering | 1341 Elmwood Avenue | Cranston | RI | 02910 | 401-784-3700 | 3/25/2024 | 0 | 103 | 0.651 |
| | Active | HVAC Contractor | Rise Engineering | Rise Engineering | 1341 Elmwood Avenue | Cranston | RI | 02910 | 401-784-3700 | | | | |
| | Active | HVAC Contractor | Rise Engineering | Rise Engineering | 1341 Elmwood Avenue | Cranston | RI | 02910 | 401-784-3700 | | | | |
| M20908 | Active | HVAC Contractor | Rise Engineering | Rise Engineering | 1341 Elmwood Avenue | Cranston | RI | 02910 | 401-784-3700 | 1/26/2024 | 0 | 124 | 0.7688 |
| M20909 | Active | HVAC Contractor | Rise Engineering | Rise Engineering | 1341 Elmwood Avenue | Cranston | RI | 02910 | 401-784-3700 | 1/26/2024 | 0 | 151 | 0.9424 |
| M20908 | Active | HVAC Contractor | Rise Engineering | Rise Engineering | 1341 Elmwood Avenue | Cranston | RI | 02910 | 401-784-3700 | 7/10/2024 | 0 | 124 | 0.7874 |
| M20909 | Active | HVAC Contractor | Rise Engineering | Rise Engineering | 1341 Elmwood Avenue | Cranston | RI | 02910 | 401-784-3700 | 7/10/2024 | 0 | 114 | 0.7068 |
| M22486 | Active | HVAC Contractor | Rise Engineering | Rise Engineering | 1341 Elmwood Avenue | Cranston | RI | 02910 | 401-784-3700 | 4/11/2024 | 0 | 136 | 0.8432 |
| M22485 | Active | HVAC Contractor | Rise Engineering | Rise Engineering | 1341 Elmwood Avenue | Cranston | RI | 02910 | 401-784-3700 | 4/12/2024 | 0 | 123 | 0.7626 |
| M22487 | Active | HVAC Contractor | Rise Engineering | Rise Engineering | 1341 Elmwood Avenue | Cranston | RI | 02910 | 401-784-3700 | 7/10/2024 | 0 | 118 | 0.7316 |
| M20909 | Active | HVAC Contractor | Rise Engineering | Rise Engineering | 1341 Elmwood Avenue | Cranston | RI | 02910 | 401-784-3700 | 11/27/2024 | 0 | 79 | 0.496 |
| | Active | HVAC Contractor | Rise Engineering | Rise Engineering | 1341 Elmwood Avenue | Cranston | RI | 02910 | 401-784-3700 | | | | |
| | Active | HVAC Contractor | Rise Engineering | Rise Engineering | 1341 Elmwood Avenue | Cranston | RI | 02910 | 401-784-3700 | | | | |
| M16235 | Active | Wholesaler | Robinson Plumbing & Heating Supply, Co | Robinson Plumbing & Heating Supply, Co | 1 FREEWAY DRIVE | CRANSTON | RI | 02920 | 401-467-0200 EXT. | 11/25/2024 | 0 | 18 | 0.1612 |
| | Inactive | HVAC Contractor | Petro | Woods Heating | 22 Almeida Avenue | East Providence | RI | 02914 | 401-434-1487 | | | | |
| | Inactive | Wholesaler | Trane (Closed) | Trane (Closed) | 50 VISION BLVD. | EAST PROVIDENCE | RI | 02914 | 401 434 3145 | | | | |
| | Inactive | Wholesaler | Trane (Closed) | Trane (Closed) | 50 VISION BLVD. | EAST PROVIDENCE | RI | 02914 | 401 434 3145 | | | | |
| | Active | Wholesaler | Smithfield Plumbing & Heating Supply | Smithfield Plumbing & Heating Supply | 1 AUSTIN AVE. | GREENVILLE | RI | 02828 | 401-949-0110 | | | | |
| | Active | Wholesaler | Smithfield Plumbing & Heating Supply | Smithfield Plumbing & Heating Supply | 1 AUSTIN AVE. | GREENVILLE | RI | 02828 | 401-949-0110 | | | | |
| | Inactive | HVAC Contractor | H.V. Holland, Inc. | H.V. Holland, Inc. | 2 Hammett Court | Jamestown | RI | 02835 | 401-423-0614 | | | | |
| | Active | HVAC Contractor | Restivo's Heating And Air Conditioning, L | Restivo's Heating And Air Conditioning, Ltd | 295 Scituate Ave. | Johnston | RI | 02919 | 401-351-7378 | | | | |
| | Inactive | HHW | Rhode Island Resource Recovery Corp. E | Rhode Island Resource Recovery Corp. Eco | 54 SHUN PIKE | JOHNSTON | RI | 02919 | | | | | |
| | Inactive | HHW | Rhode Island Resource Recovery Corp. E | Rhode Island Resource Recovery Corp. Eco | 54 SHUN PIKE | JOHNSTON | RI | 02919 | | | | | |
| | Inactive | HHW | Rhode Island Resource Recovery Corp. E | Rhode Island Resource Recovery Corp. Eco | 54 SHUN PIKE | JOHNSTON | RI | 02919 | | | | | |
| | Inactive | HVAC Contractor | Gem Plumbing & Heating | Gem Plumbing & Heating | 1 WELLINGTON ROAD | LINCOLN | RI | 02865 | 401-867-5309 | | | | |
| | Inactive | HVAC Contractor | Gem Plumbing & Heating | Gem Plumbing & Heating | 1 WELLINGTON ROAD | LINCOLN | RI | 02865 | 401-867-5309 | | | | |
| | Inactive | HVAC Contractor | Gem Plumbing & Heating | Gem Plumbing & Heating | 1 WELLINGTON ROAD | LINCOLN | RI | 02865 | 401-867-5309 | | | | |
| | Inactive | HVAC Contractor | Gem Plumbing & Heating | Gem Plumbing & Heating | 1 WELLINGTON ROAD | LINCOLN | RI | 02865 | 401-867-5309 | | | | |
| M15728 | Active | Wholesaler | Plumber Supply Co | Plumber Supply Co | 305 Oliphant Ln | Middletown | RI | 02842 | | 11/22/2024 | 0 | 21 | 0.1302 |
| | Active | Wholesaler | Supply New England | Supply New England | 119 OLIPHANT LANE | MIDDLETOWN | RI | 02842 | 401-846-6830 | | | | |
| | Active | Wholesaler | Supply New England | Supply New England | 119 OLIPHANT LANE | MIDDLETOWN | RI | 02842 | 401-846-6830 | | | | |
| P10154 | Active | Wholesaler | Supply New England | Supply New England | 119 OLIPHANT LANE | MIDDLETOWN | RI | 02842 | 401-846-6830 | 11/19/2024 | 0 | 7 | 0.0434 |
| M15746 | Active | Wholesaler | Bell Simons | Simon's Supply Co Inc | 19 SLADE STREET | PAWTUCKET | RI | 02861 | 401 722 0200 | 8/13/2024 | 7 | 83 | 0.5704 |
| | Inactive | Wholesaler | Homans Associates LLC | Homans Associates LLC | 203 CONCORD STREET SUITE 431 | PAWTUCKET | RI | 02861 | 401-726-9300 | | | | |
| | Inactive | Wholesaler | Homans Associates LLC | Homans Associates LLC | 203 CONCORD STREET SUITE 431 | PAWTUCKET | RI | 02861 | 401-726-9300 | | | | |
| M15732 | Active | Wholesaler | Supply New England | Supply New England | 273 LONSDALE AVE. | PAWTUCKET | RI | 02860 | 401-722-7010 | 4/1/2024 | 3 | 19 | 0.1364 |
| | Active | HVAC Contractor | Petro | Buckley Heating & Cooling | 1632 Kingstown Road | Peace Dale | RI | 02879 | 401-789-9711 | | | | |
| | Active | Wholesaler | Supply New England | Supply New England | 1425 KINGSTOWN RD. | PEACEDALE | RI | 02883 | 401-789-0991 | | | | |
| | Active | HVAC Contractor | R.B. Queern & Co., Inc. | R.B. Queern & Co., Inc. | 200 High Point Avenue | Portsmouth | RI | 02871 | 401-849-0095 | | | | |
| | Active | Wholesaler | Ardente Supply Co Inc. | Ardente Supply Co Inc. | 404 VALLEY STREET | PROVIDENCE | RI | 02908 | 401-861-1324 | | | | |
| | Active | Wholesaler | Ardente Supply Co Inc. | Ardente Supply Co Inc. | 404 VALLEY STREET | PROVIDENCE | RI | 02908 | 401-861-1324 | | | | |
| | Active | Wholesaler | Ardente Supply Co Inc. | Ardente Supply Co Inc. | 404 VALLEY STREET | PROVIDENCE | RI | 02908 | 401-861-1324 | | | | |
| | Active | Wholesaler | Ardente Supply Co Inc. | Ardente Supply Co Inc. | 404 VALLEY STREET | PROVIDENCE | RI | 02908 | 401-861-1324 | | | | |
| M15967 | Active | Wholesaler | Automatic Heating Equipment | Automatic Heating Equipment | 400 CHARLES ST | PROVIDENCE | RI | 02904 | 401 521-8877 | 11/22/2024 | 0 | 11 | 0.0868 |
| | Inactive | Wholesaler | Bell Simons | Bell Simons Co | 101 PRINTERY STREET | PROVIDENCE | RI | 02904 | 401-274-4180 | | | | |
| | Inactive | Wholesaler | Bell Simons | Bell Simons Co | 101 PRINTERY STREET | PROVIDENCE | RI | 02904 | 401-274-4180 | | | | |
| | Active | Wholesaler | Cohen Heating Supply Company | Cohen Heating Supply Company | 38 BATH STREET | PROVIDENCE | RI | 02908 | (401) 751-7200 | | | | |
| | Active | Wholesaler | Cohen Heating Supply Company | Cohen Heating Supply Company | 38 BATH STREET | PROVIDENCE | RI | 02908 | (401) 751-7200 | | | | |
| | Inactive | Wholesaler | Delta T Distributors | Delta T Distributors | 89 Corliss Street | Providence | RI | 02904 | 401-861-1776 | | | | |
| M15736 | Active | Wholesaler | Furnace & Duct Supply Co. Inc. | Furnace & Duct Supply Co. Inc. | 635 ELMWOOD AVE. | PROVIDENCE | RI | 02907 | 401-941-3800 | 11/25/2024 | 0 | 3 | 0.0186 |
| | Active | Wholesaler | Furnace & Duct Supply Co. Inc. | Furnace & Duct Supply Co. Inc. | 635 ELMWOOD AVE. | PROVIDENCE | RI | 02907 | 401-941-3800 | | | | |
| | Active | Wholesaler | John F. White & Co | John F. White & Co | 31 NARRAGANSETT AVE. | PROVIDENCE | RI | 02907 | 401-461-3333 | | | | |
| | Active | Wholesaler | John F. White & Co | John F. White & Co | 31 NARRAGANSETT AVE. | PROVIDENCE | RI | 02907 | 401-461-3333 | | | | |
| | Active | Wholesaler | Johnstone Supply | Johnstone Supply Co | 50 NIANTIC AVE | Providence | RI | 02907 | 401-946-9444 | | | | |
| M13175 | Active | Wholesaler | R. E. Michel Co. | R.E. Michel Company, Inc. | 124 Narrangansett Avenue | Providence | RI | 02907 | 401-461-1117 | 11/22/2024 | 0 | 5 | 0.031 |
| | Active | Wholesaler | R. E. Michel Co. | R.E. Michel Company, Inc. | 124 Narrangansett Avenue | Providence | RI | 02907 | 401-461-1117 | | | | |

Rhode Island
2024 Collection Location Summary Report

| | | | | | | | | | | | | | | | | |
|--------|----------|-----------------|-----------------------------------|---|--------------------------|------------|----|------------|----------------|------------|--|-----|--|----|--------|--|
| | Active | Wholesaler | R. E. Michel Co. | R.E. Michel Company, Inc. | 124 Narrangansett Avenue | Providence | RI | 02907 | 401-461-1117 | | | | | | | |
| | Active | Wholesaler | R. E. Michel Co. | R.E. Michel Company, Inc. | 124 Narrangansett Avenue | Providence | RI | 02907 | 401-461-1117 | | | | | | | |
| | Active | Wholesaler | R. E. Michel Co. | R.E. Michel Company, Inc. | 124 Narrangansett Avenue | Providence | RI | 02907 | 401-461-1117 | | | | | | | |
| | Active | Wholesaler | R. E. Michel Co. | R.E. Michel Company, Inc. | 124 Narrangansett Avenue | Providence | RI | 02907 | 401-461-1117 | | | | | | | |
| | Active | Wholesaler | R. E. Michel Co. | R.E. Michel Company, Inc. | 124 Narrangansett Avenue | Providence | RI | 02907 | 401-461-1117 | | | | | | | |
| | Active | Wholesaler | R. E. Michel Co. | R.E. Michel Company, Inc. | 124 Narrangansett Avenue | Providence | RI | 02907 | 401-461-1117 | | | | | | | |
| | Active | Wholesaler | R. E. Michel Co. | R.E. Michel Company, Inc. | 124 Narrangansett Avenue | Providence | RI | 02907 | 401-461-1117 | | | | | | | |
| | Active | Wholesaler | R. E. Michel Co. | R.E. Michel Company, Inc. | 124 Narrangansett Avenue | Providence | RI | 02907 | 401-461-1117 | | | | | | | |
| | Inactive | Wholesaler | R. E. Michel Co. | R.E. Michel Company, Inc | 124 NARRAGANSETT AVE | PROVIDENCE | RI | 02907 | 401-461-1117 | | | | | | | |
| | Inactive | Wholesaler | R. E. Michel Co. | R.E. Michel Company, Inc | 85 CORLISS STREET,REAR | PROVIDENCE | RI | 02904 | 401-831-0433 | | | | | | | |
| | Inactive | Wholesaler | R. E. Michel Co. | R.E. Michel Company, Inc | 85 CORLISS STREET,REAR | PROVIDENCE | RI | 02904 | 401-831-0433 | | | | | | | |
| | Inactive | Wholesaler | R. E. Michel Co. | R.E. Michel Company, Inc | 124 NARRAGANSETT AVE | PROVIDENCE | RI | 02907 | 401-461-1117 | | | | | | | |
| | Inactive | Wholesaler | R. E. Michel Co. | R.E. Michel Company, Inc | 124 NARRAGANSETT AVE | PROVIDENCE | RI | 02907 | 401-461-1117 | | | | | | | |
| | Active | Wholesaler | R. E. Michel Co. | R.E. Michel Company, Inc | 124 Narrangansett Avenue | Providence | RI | 02907 | 401-461-1117 | | | | | | | |
| | Inactive | Wholesaler | R. E. Michel Co. | R.E. Michel Company, Inc | 124 NARRAGANSETT AVE | PROVIDENCE | RI | 02907 | 401-461-1117 | | | | | | | |
| | Inactive | Wholesaler | R. E. Michel Co. | R.E. Michel Company, Inc | 124 NARRAGANSETT AVE | PROVIDENCE | RI | 02907 | 401-461-1117 | | | | | | | |
| | Inactive | Wholesaler | R. E. Michel Co. | R.E. Michel Company, Inc | 124 NARRAGANSETT AVE | PROVIDENCE | RI | 02907 | 401-461-1117 | | | | | | | |
| | Inactive | Wholesaler | R. E. Michel Co. | R.E. Michel Company, Inc | 124 NARRAGANSETT AVE | PROVIDENCE | RI | 02907 | 401-461-1117 | | | | | | | |
| | Inactive | Wholesaler | R. E. Michel Co. | R.E. Michel Company, Inc | 124 NARRAGANSETT AVE | PROVIDENCE | RI | 02907 | 401-461-1117 | | | | | | | |
| | Inactive | Wholesaler | R. E. Michel Co. | R.E. Michel Company, Inc | 124 NARRAGANSETT AVE | PROVIDENCE | RI | 02907 | 401-461-1117 | | | | | | | |
| M22544 | Active | HVAC Contractor | Regan Heating And AC | Regan Heating And AC | 16 Hylestead Street | Providence | RI | 02905 | 401-461-8100 | 8/22/2024 | | 110 | | 0 | 0.682 | |
| | Active | HVAC Contractor | Regan Heating And AC | Regan Heating And AC | 16 Hylestead Street | Providence | RI | 02905 | 401-461-8100 | | | | | | | |
| | Active | Wholesaler | S.G. Torrice Co | S. G. Torrice Corp | 300 NIANCIT AVE | PROVIDENCE | RI | 02907 | 401-490-4425 | | | | | | | |
| | Active | Wholesaler | S.G. Torrice Co | S. G. Torrice Corp | 300 NIANCIT AVE | PROVIDENCE | RI | 02907 | 401-490-4425 | | | | | | | |
| M15148 | Active | HVAC Contractor | Santoro Oil Co. | Santoro Oil Co. | 101 CORLISS ST | PROVIDENCE | RI | 02904 | | 11/22/2024 | | 0 | | 57 | 0.3534 | |
| | Active | HVAC Contractor | Santoro Oil Co. | Santoro Oil Co. | 101 CORLISS ST | PROVIDENCE | RI | 02904 | | | | | | | | |
| | Active | HVAC Contractor | Santoro Oil Co. | Santoro Oil Co. | 101 CORLISS ST | PROVIDENCE | RI | 02904 | | | | | | | | |
| | Active | HVAC Contractor | Santoro Oil Co. | Santoro Oil Co. | 101 CORLISS ST | PROVIDENCE | RI | 02904 | | | | | | | | |
| | Active | HVAC Contractor | Santoro Oil Co. | Santoro Oil Co. | 101 CORLISS ST | PROVIDENCE | RI | 02904 | | | | | | | | |
| | Active | HVAC Contractor | Santoro Oil Co. | Santoro Oil Co. | 101 CORLISS ST | PROVIDENCE | RI | 02904 | | | | | | | | |
| | Active | HVAC Contractor | Santoro Oil Co. | Santoro Oil Co. | 101 CORLISS ST | PROVIDENCE | RI | 02904 | | | | | | | | |
| | Active | HVAC Contractor | Santoro Oil Co. | Santoro Oil Co. | 101 CORLISS ST | PROVIDENCE | RI | 02904 | | | | | | | | |
| | Active | HVAC Contractor | Santoro Oil Co. | Santoro Oil Co. | 101 CORLISS ST | PROVIDENCE | RI | 02904 | | | | | | | | |
| M17382 | Active | Wholesaler | Sid Harvey | Sid Harvey Industries | 89 CORLISS ST | PROVIDENCE | RI | 02904 | 401-521-9332 | 12/2/2024 | | 0 | | 0 | 0 | |
| M15151 | Active | Wholesaler | Sid Harvey | Sid Harvey Industries | 89 CORLISS ST | PROVIDENCE | RI | 02904 | 401-521-9332 | 8/13/2024 | | 0 | | 96 | 0.6076 | |
| M15151 | Active | Wholesaler | Sid Harvey | Sid Harvey Industries | 89 CORLISS ST | PROVIDENCE | RI | 02904 | 401-521-9332 | 12/2/2024 | | 0 | | 81 | 0.527 | |
| | Inactive | Wholesaler | Sid Harvey Industries - Closed | Sid Harvey Industries - Closed | 95 PRINTERY ST. - CLOSED | PROVIDENCE | RI | 02904 | 401-521-9332 | | | | | | | |
| | Active | Wholesaler | The Portland Group | The Portland Group - Spritzo Providence | 333-339 Harris Avenue | Providence | RI | 02909 | 401-273-3044 | | | | | | | |
| | Active | Wholesaler | The Portland Group | The Portland Group - Spritzo Providence | 333-339 Harris Avenue | Providence | RI | 02909 | 401-273-3044 | | | | | | | |
| | Active | Wholesaler | The Portland Group | The Portland Group - Spritzo Providence | 333-339 Harris Avenue | Providence | RI | 02909 | 401-273-3044 | | | | | | | |
| M15931 | Active | Wholesaler | United Refrigeration | United Refrigeration Inc | 185 TORONTO AVENUE | PROVIDENCE | RI | 02905 | 401-467-3600 | 8/16/2024 | | 0 | | 19 | 0.1426 | |
| | Active | Wholesaler | United Refrigeration | United Refrigeration Inc | 185 TORONTO AVENUE | PROVIDENCE | RI | 02905 | 401-467-3600 | | | | | | | |
| M17383 | Active | HVAC Contractor | Carjon Air Conditioning & Heating | Carjon Air Conditioning & Heating | 4 Enterprise Lane | Smithfield | RI | 02917 | | 11/22/2024 | | 0 | | 16 | 0.0992 | |
| | Active | HVAC Contractor | Petro | Petro | 550 Fish Road | Tiverton | RI | 02878 | 401-621-5114 | | | | | | | |
| | Active | HVAC Contractor | Petro | Petro | 550 Fish Road | Tiverton | RI | 02878 | 401-621-5114 | | | | | | | |
| | Inactive | HVAC Contractor | Petro | Petro Holdings Inc. | 550 Fish Road | Tiverton | RI | 02878 | 401-736-2340 | | | | | | | |
| | Inactive | HVAC Contractor | Petro | Petro Holdings | 550 FISH RD | TIVERTON | RI | 02878 | | | | | | | | |
| | Active | HVAC Contractor | Wakefield Heating Service LLC | Wakefield Heating Service LLC | 534 Shannock Rd | Wakefield | RI | 02879 | 401-932-1997 | | | | | | | |
| | Active | Wholesaler | Delta T Distributors | Api Of Nh Delta T | 56 Dewey Avenue | Warwick | RI | 02886 | 401-861-1776 | | | | | | | |
| M11533 | Active | Wholesaler | Delta T Distributors | Api Of Nh Delta T | 56 Dewey Avenue | Warwick | RI | 02886 | 401-861-1776 | 11/25/2024 | | 0 | | 10 | 0.0868 | |
| | Inactive | Wholesaler | East Greenwich Winair Co. | East Greenwich Winair Co. | 289 Kilvert Street | Warwick | RI | 02886 | 4017321585 | | | | | | | |
| | Active | Wholesaler | F.W. Webb | F. W. Webb Co | 101 JEFFERSON BLVD | WARWICK | RI | 02888 | 401-463-8339 | | | | | | | |
| | Inactive | HVAC Contractor | Homeserve Usa (Closed) | Homeserve Usa (Closed) | 56 DEWEY AVE. | WARWICK | RI | 02886 | 781-359-2600 | | | | | | | |
| | Inactive | HVAC Contractor | National Grid | National Grid | | WARWICK | RI | 02886 | | | | | | | | |
| | Inactive | HVAC Contractor | National Grid | National Grid | | WARWICK | RI | 02886-0000 | | | | | | | | |
| | Active | HVAC Contractor | Petro | Petro | 141 Knight Street | Warwick | RI | 02886 | | | | | | | | |
| | Active | HVAC Contractor | Petro | Petro | 141 Knight Street | Warwick | RI | 02886 | | | | | | | | |
| | Active | HVAC Contractor | Petro | Petro | 141 Knight Street | Warwick | RI | 02886 | | | | | | | | |
| | Inactive | HVAC Contractor | Petro | Petro | 141 KNIGHT ST | Warwick | RI | 02886 | | | | | | | | |
| M15731 | Active | Wholesaler | Supply New England | Supply New England | 361 JEFFERSON BLVD. | WARWICK | RI | 02886 | 401-739-8000 | 11/22/2024 | | 0 | | 5 | 0.031 | |
| | Active | Wholesaler | Watco | Carrier Enterprise | 33 Plan Way Bldg 1 | Warwick | RI | 02886 | 401-732-7090 | | | | | | | |
| | Active | Wholesaler | Winsupply | Winsupply Warwick RI Co. | 289 Kilvert St | Warwick | RI | 02886-1344 | 401-732-1585 | | | | | | | |
| M15917 | Active | Wholesaler | The Granite Group | The Granite Group | 114 CROSS STREET | WESTERLY | RI | 02891 | 401-596-7775 | 11/19/2024 | | 0 | | 11 | 0.0868 | |
| | Active | Wholesaler | Viking Supply | Viking Supply Co | 36 FRIENDSHIP STREET | WESTERLY | RI | 02891 | 401-348-9220 | | | | | | | |
| | Active | Wholesaler | Viking Supply | Viking Supply Co | 36 FRIENDSHIP STREET | WESTERLY | RI | 02891 | 401-348-9220 | | | | | | | |
| | Active | HVAC Contractor | Kafin Oil Company | Kafin Oil Company | 22 Hamlet Avenue | Woonsocket | RI | 02895 | 401-765-3881 | | | | | | | |
| M17386 | Inactive | HVAC Contractor | Petro | Petro | 1182 RIVER STREET | WOONSOCKET | RI | 02895 | | 11/25/2024 | | 0 | | 33 | 0.217 | |
| | Inactive | HVAC Contractor | Petro | Petro | 1182 RIVER STREET | WOONSOCKET | RI | 02895 | | | | | | | | |
| | Active | HVAC Contractor | Petro | Petro Holdings Inc. | 1182 River Street | Woonsocket | RI | 02895 | (401) 621-5171 | | | | | | | |

Rhode Island
2024 Collection Location Bin Receipt

| Bin Bar Code | Status | Location Type | Account: TRC Account Name | Name | Street | City | State | Zip Code | Contact Phone | Return Date | Number of Loose Switches | Number of Mercury Thermostats | Total Mercury Volume (lbs.) |
|--------------|----------|-----------------|--|--|--------------------------|------------|-------|----------|-------------------|-------------|--------------------------|-------------------------------|-----------------------------|
| M16834 | Active | Wholesaler | Atlantic Supply | Atlantic Supply | 1000 TIOGUE AVE | COVENTRY | RI | 02816 | (401) 823-0800 | 11/20/2024 | 1 | 31 | 0.1984 |
| m13281 | Active | Wholesaler | Bell Simons | Bell Simons Co | 90 Kenwood Street | Cranston | RI | 02907 | (401) 944-0200 | 11/25/2024 | 1 | 37 | 0.2356 |
| M17999 | Active | HVAC Contractor | Rise Engineering | Rise Engineering | 1341 Elmwood Avenue | Cranston | RI | 02910 | 401-784-3700 | 11/15/2024 | 0 | 115 | 0.7254 |
| M17998 | Active | HVAC Contractor | Rise Engineering | Rise Engineering | 1341 Elmwood Avenue | Cranston | RI | 02910 | 401-784-3700 | 3/25/2024 | 0 | 103 | 0.651 |
| M20908 | Active | HVAC Contractor | Rise Engineering | Rise Engineering | 1341 Elmwood Avenue | Cranston | RI | 02910 | 401-784-3700 | 1/26/2024 | 0 | 124 | 0.7688 |
| M20909 | Active | HVAC Contractor | Rise Engineering | Rise Engineering | 1341 Elmwood Avenue | Cranston | RI | 02910 | 401-784-3700 | 1/26/2024 | 0 | 151 | 0.9424 |
| M20908 | Active | HVAC Contractor | Rise Engineering | Rise Engineering | 1341 Elmwood Avenue | Cranston | RI | 02910 | 401-784-3700 | 7/10/2024 | 0 | 124 | 0.7874 |
| M20909 | Active | HVAC Contractor | Rise Engineering | Rise Engineering | 1341 Elmwood Avenue | Cranston | RI | 02910 | 401-784-3700 | 7/10/2024 | 0 | 114 | 0.7068 |
| M22486 | Active | HVAC Contractor | Rise Engineering | Rise Engineering | 1341 Elmwood Avenue | Cranston | RI | 02910 | 401-784-3700 | 4/11/2024 | 0 | 136 | 0.8432 |
| M22485 | Active | HVAC Contractor | Rise Engineering | Rise Engineering | 1341 Elmwood Avenue | Cranston | RI | 02910 | 401-784-3700 | 4/12/2024 | 0 | 123 | 0.7626 |
| M22487 | Active | HVAC Contractor | Rise Engineering | Rise Engineering | 1341 Elmwood Avenue | Cranston | RI | 02910 | 401-784-3700 | 7/10/2024 | 0 | 118 | 0.7316 |
| M20909 | Active | HVAC Contractor | Rise Engineering | Rise Engineering | 1341 Elmwood Avenue | Cranston | RI | 02910 | 401-784-3700 | 11/27/2024 | 0 | 79 | 0.496 |
| M16235 | Active | Wholesaler | Robinson Plumbing & Heating Supply, Co | Robinson Plumbing & Heating Supply, Co | 1 FREEWAY DRIVE | CRANSTON | RI | 02920 | 401-467-0200 EXT. | 11/25/2024 | 0 | 18 | 0.1612 |
| M15728 | Active | Wholesaler | Plumber Supply Co | Plumber Supply Co | 305 Oliphant Ln | Middletown | RI | 02842 | | 11/22/2024 | 0 | 21 | 0.1302 |
| P10154 | Active | Wholesaler | Supply New England | Supply New England | 119 OLIPHANT LANE | MIDDLETOWN | RI | 02842 | 401-846-6830 | 11/19/2024 | 0 | 7 | 0.0434 |
| M15746 | Active | Wholesaler | Bell Simons | Simon's Supply Co Inc | 19 SLADE STREET | PAWTUCKET | RI | 02861 | 401 722 0200 | 8/13/2024 | 7 | 83 | 0.5704 |
| M15732 | Active | Wholesaler | Supply New England | Supply New England | 273 LONSDALE AVE. | PAWTUCKET | RI | 02860 | 401-722-7010 | 4/1/2024 | 3 | 19 | 0.1364 |
| M15967 | Active | Wholesaler | Automatic Heating Equipment | Automatic Heating Equipment | 400 CHARLES ST | PROVIDENCE | RI | 02904 | 401 521-8877 | 11/22/2024 | 0 | 11 | 0.0868 |
| M15736 | Active | Wholesaler | Furnace & Duct Supply Co. Inc. | Furnace & Duct Supply Co. Inc. | 635 ELMWOOD AVE. | PROVIDENCE | RI | 02907 | 401-941-3800 | 11/25/2024 | 0 | 3 | 0.0186 |
| M13175 | Active | Wholesaler | R. E. Michel Co. | R.E. Michel Company, Inc. | 124 Narrangansett Avenue | Providence | RI | 02907 | 401-461-1117 | 11/22/2024 | 0 | 5 | 0.031 |
| M22544 | Active | HVAC Contractor | Regan Heating And AC | Regan Heating And AC | 16 Hylestead Street | Providence | RI | 02905 | 401-461-8100 | 8/22/2024 | 110 | 0 | 0.682 |
| M15148 | Active | HVAC Contractor | Santoro Oil Co. | Santoro Oil Co. | 101 CORLISS ST | PROVIDENCE | RI | 02904 | | 11/22/2024 | 0 | 57 | 0.3534 |
| M17382 | Active | Wholesaler | Sid Harvey | Sid Harvey Industries | 89 CORLISS ST | PROVIDENCE | RI | 02904 | 401-521-9332 | 12/2/2024 | 0 | 0 | 0 |
| M15151 | Active | Wholesaler | Sid Harvey | Sid Harvey Industries | 89 CORLISS ST | PROVIDENCE | RI | 02904 | 401-521-9332 | 8/13/2024 | 0 | 96 | 0.6076 |
| M15151 | Active | Wholesaler | Sid Harvey | Sid Harvey Industries | 89 CORLISS ST | PROVIDENCE | RI | 02904 | 401-521-9332 | 12/2/2024 | 0 | 81 | 0.527 |
| M15931 | Active | Wholesaler | United Refrigeration | United Refrigeration Inc | 185 TORONTO AVENUE | PROVIDENCE | RI | 02905 | 401-467-3600 | 8/16/2024 | 0 | 19 | 0.1426 |
| M17383 | Active | HVAC Contractor | Carjon Air Conditioning & Heating | Carjon Air Conditioning & Heating | 4 Enterprise Lane | Smithfield | RI | 02917 | | 11/22/2024 | 0 | 16 | 0.0992 |
| M11533 | Active | Wholesaler | Delta T Distributors | Api Of Nh Delta T | 56 Dewey Avenue | Warwick | RI | 02886 | 401-861-1776 | 11/25/2024 | 0 | 10 | 0.0868 |
| M15731 | Active | Wholesaler | Supply New England | Supply New England | 361 JEFFERSON BLVD. | WARWICK | RI | 02886 | 401-739-8000 | 11/22/2024 | 0 | 5 | 0.031 |
| M15917 | Active | Wholesaler | The Granite Group | The Granite Group | 114 CROSS STREET | WESTERLY | RI | 02891 | 401-596-7775 | 11/19/2024 | 0 | 11 | 0.0868 |
| M17386 | Inactive | HVAC Contractor | Petro | Petro | 1182 RIVER STREET | WOONSOCKET | RI | 02895 | | 11/25/2024 | 0 | 33 | 0.217 |