

2024 Annual Report

NEW HAMPSHIRE



TABLE OF CONTENTS

Thermostat Recycling Corporation Governance _____	3
Thermostat Recycling Corporation Board Members _____	3
Thermostat Recycling Corporation Dues Paying Members _____	3
Thermostat Recycling Corporation Staff _____	3
NEW HAMPSHIRE _____	4
2024 Collections and Evaluation _____	4
2024 Collections by Brand _____	28
2024 Summary of the Program Expenses _____	30
2024 Education and Outreach _____	31
2025 Program Modifications _____	41
Contact Information _____	42
Appendices _____	43

THERMOSTAT RECYCLING CORPORATION GOVERNANCE

Thermostat Recycling Corporation Board Members

Arnie Meyer (Chairman)
Resideo / Honeywell Home (f/k/a Honeywell)

Charles Ketterer (Vice-Chairman)
Emerson Technologies (White Rodgers)

Bob Johnson (Treasurer)
Lennox

Thermostat Recycling Corporation Dues Paying Members

Bard Manufacturing Company, Inc.	ITT Inc.
Burnham LLC	Johnson Controls
Carrier Corporation	Lennox
Chromalox, Inc.	Google
ClimateMaster, Inc.	Nortek Global HVAC, LLC
Crane Company	Rheem Manufacturing Company
Daikin Applied (McQuay)	Schneider Electric USA, Inc.
Dwyer Instruments, Inc.	Taco, Inc.
ecobee	The Marley-Wylain Company
Empire Comfort Systems	TPI Corporation
General Electric Company	Trane Residential Systems
Goodman Distribution, Inc.	Uponor, Inc.
Ademco Inc., wholly owned subsidiary of Resideo Technologies, Inc. (Honeywell Home)	W. W. Grainger, Inc.
Hunter Fan Company	White Rodgers, a division of Emerson Electric Co.

Thermostat Recycling Corporation Staff

Danielle Myers
Executive Director

Dahlia Brennan
Operations Administrator

NEW HAMPSHIRE

2024 Collections and Evaluation

The following analytical report details the annual program performance for mercury thermostat collection in the state of New Hampshire in 2024.

A few of the program highlights for 2024 are included below:

- In 2024 the program **collected 10.8 lbs. of mercury** in New Hampshire. Since 2001, the annual quantity of mercury collected in New Hampshire has averaged 10.4 lbs.
- The program collected **997 whole thermostats in 2024**. This was a 2% increase over the number of thermostats collected in 2023. Since 2001, the average thermostat count per year is 1,259.
- The average **number of whole thermostats collected per bin in 2024 was 34 thermostats**, on par with the average in 2023.
- The counties with the most bins and thermostats returned in 2024 were **Hillsborough County (9 bins, 1,403 thermostats), Rockingham County (5 bins, 205 thermostats), and Merrimack County (4 bins, 122 thermostats)**.
- In 2024, **19%** of the partner locations **returned at least one bin**.
- A total of **120 'Miss You' calls** were placed in 2024.

Section 1: Program Analytics

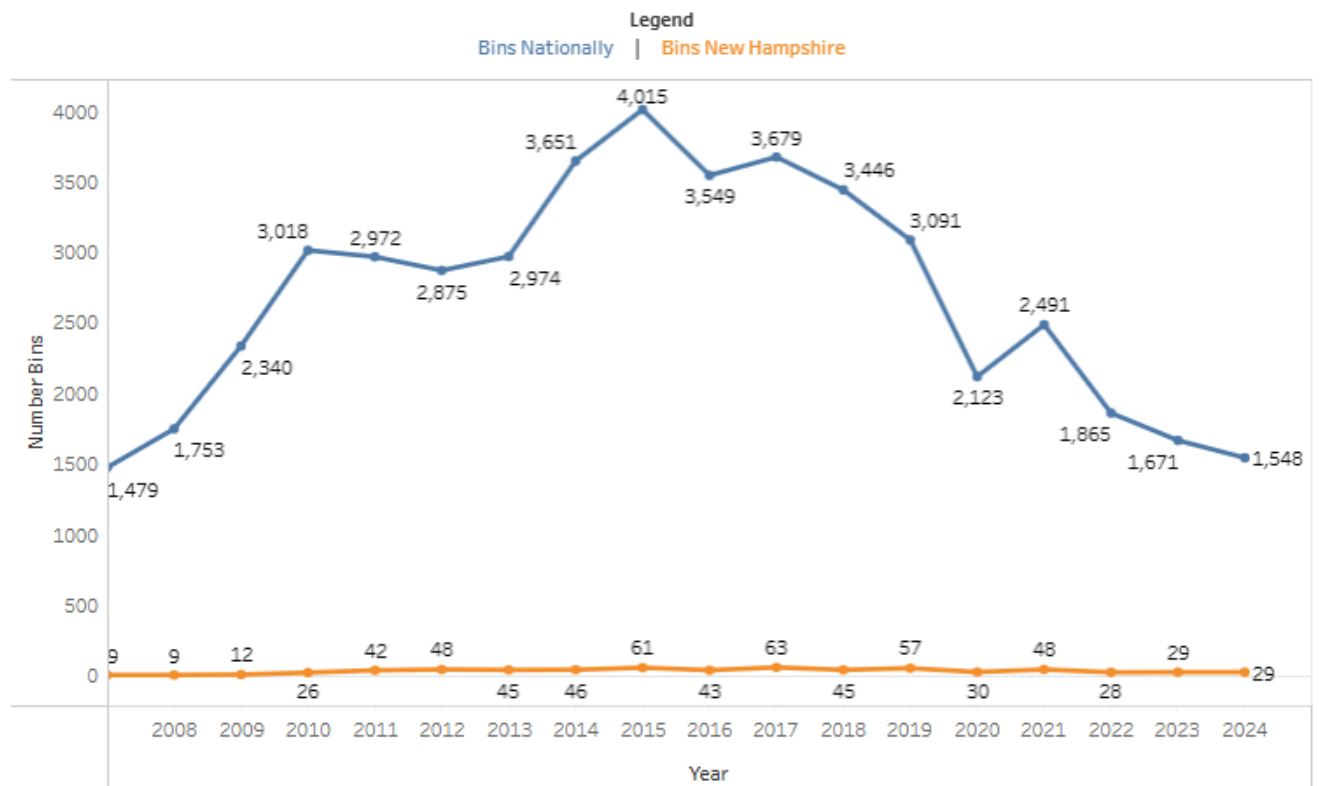
Section 1 of this report examines the annual performance of the thermostat collection recycling program in terms of bins, thermostats, and mercury collected as well as the year-over-year progression of the program. On average, the program has collected 10.4 lbs. of mercury and 1,259 whole thermostats per year since 2001. In 2024 the program collected 10.8 lbs. of mercury from 997 thermostats. Figure 1 displays the total number of bins, the total number of thermostats, and the quantity of mercury collected in the state since the beginning of the program.

Figure 1 - Program Performance Over Time

Year	Number Bins	Number Thermostats	Mercury (Lb)
2001	2	173	1.1
2002	3	226	2.1
2003	5	398	3.5
2004	6	545	4.0
2005	9	1,053	7.9
2006	6	484	3.9
2007	9	615	4.8
2008	9	546	4.4
2009	12	790	8.0
2010	26	1,652	13.3
2011	42	2,085	16.2
2012	48	2,397	18.6
2013	45	1,792	13.2
2014	46	1,881	14.9
2015	61	2,652	21.3
2016	43	2,141	18.9
2017	63	2,420	18.1
2018	45	1,553	14.6
2019	57	1,864	17.9
2020	30	934	11.4
2021	48	1,219	8.9
2022	28	812	5.7
2023	29	982	6.6
2024	29	997	10.8
Total	701	30,211	250.1
Average	29	1,259	10.4

Figure 2 displays the number of bins collected in New Hampshire since the initiation of the collection program, as well as the total number of bins collected in the U.S. over the same period. The number of bins collected in New Hampshire has generally increased from 2001 to 2012. In 2015, bin returns increased again, peaking with highest number of bins returned in 2017 with 63 bins. In 2024, the number of bins returned was 29 bins, no change from the year prior.

Figure 2 - Bins Collected Over Time in New Hampshire and Nationally



The 10.8 lbs. of mercury collected in New Hampshire in 2024 was 63% higher than the 6.6 lbs. collected in 2023. Figure 3 displays the quantity of mercury collected in New Hampshire over time as well as the annual percent change in New Hampshire and nationally.

Figure 3 - Quantity (Lb) of Mercury Collected in Program and Annual Changes to New Hampshire and Nationally

Year	Mercury (Lb)	% Change New Hampshire	% Change Nationally
2001	1.1		89%
2002	2.1	99%	14%
2003	3.5	62%	11%
2004	4.0	15%	17%
2005	7.9	97%	11%
2006	3.9	-51%	32%
2007	4.8	23%	2%
2008	4.4	-9%	16%
2009	8.0	83%	16%
2010	13.3	68%	26%
2011	16.2	21%	4%
2012	18.6	15%	-5%
2013	13.2	-29%	-5%
2014	14.9	13%	13%
2015	21.3	43%	-1%
2016	18.9	-11%	-15%
2017	18.1	-4%	-7%
2018	14.6	-20%	-42%
2019	17.9	23%	5%
2020	11.4	-36%	-35%
2021	8.9	-22%	5%
2022	5.7	-36%	-28%
2023	6.6	16%	1%
2024	10.8	63%	-22%
Average	10.4		

New Hampshire collected 997 thermostats in 2024. This was a 2% increase over the number of thermostats collected in 2023. Figure 4 displays the total number of thermostats collected in New Hampshire and nationally, and Figure 5 shares the underlying data as well as the calculated annual percent change.

Figure 4 - Number of Whole Thermostats Collected Over Time in New Hampshire and Nationally

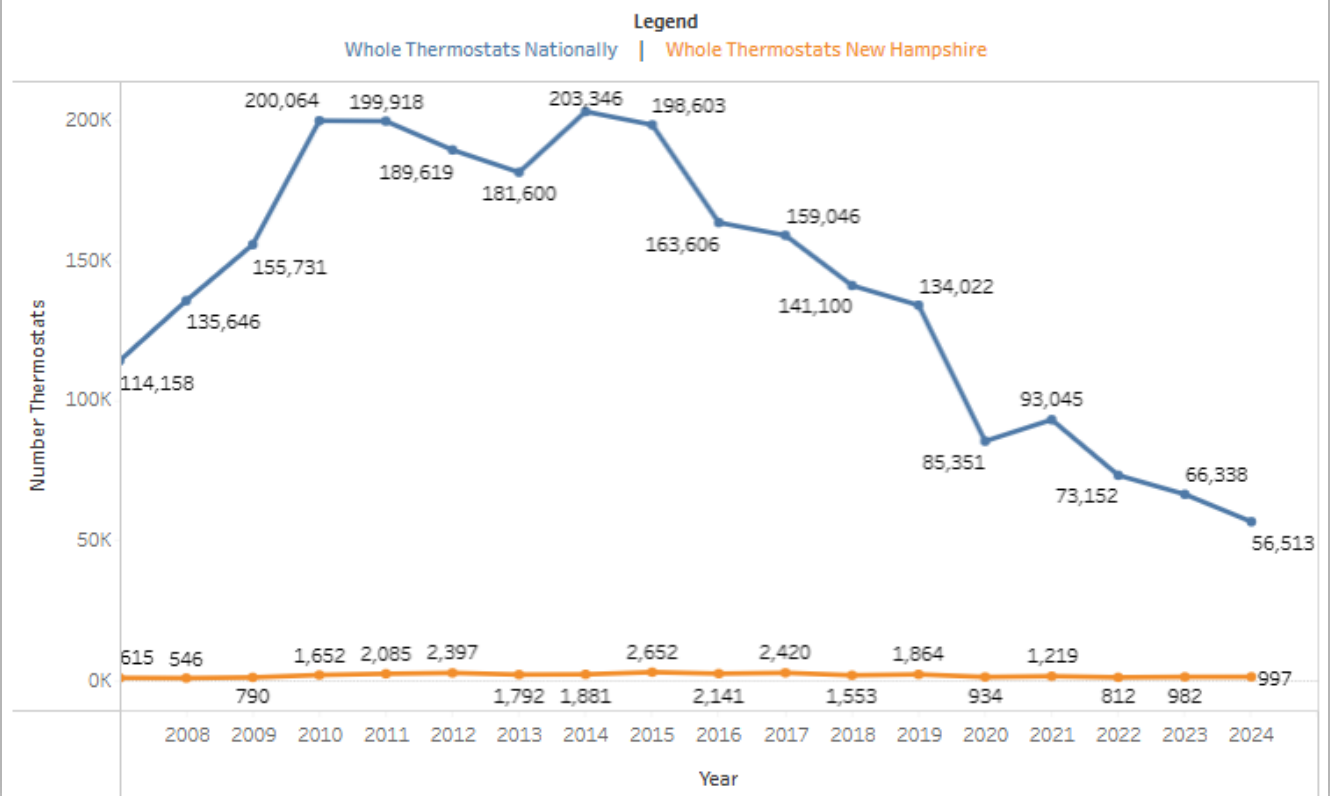


Figure 5 - Whole Thermostats Collected in New Hampshire and Nationally Over Time and Annual Percent Change

Year	Number Thermostats New	% Change New Hampshire	% Change Nationally
2001	173		
2002	226	31%	27%
2003	398	76%	7%
2004	545	37%	23%
2005	1,053	93%	8%
2006	484	-54%	30%
2007	615	27%	0%
2008	546	-11%	19%
2009	790	45%	15%
2010	1,652	109%	28%
2011	2,085	26%	0%
2012	2,397	15%	-5%
2013	1,792	-25%	-4%
2014	1,881	5%	12%
2015	2,652	41%	-2%
2016	2,141	-19%	-18%
2017	2,420	13%	-3%
2018	1,553	-36%	-11%
2019	1,864	20%	-5%
2020	934	-50%	-36%
2021	1,219	31%	9%
2022	812	-33%	-21%
2023	982	21%	-9%
2024	997	2%	-15%
Average	1,259		

Figure 6 displays the monthly distribution of bins and thermostats collected in New Hampshire in 2024.

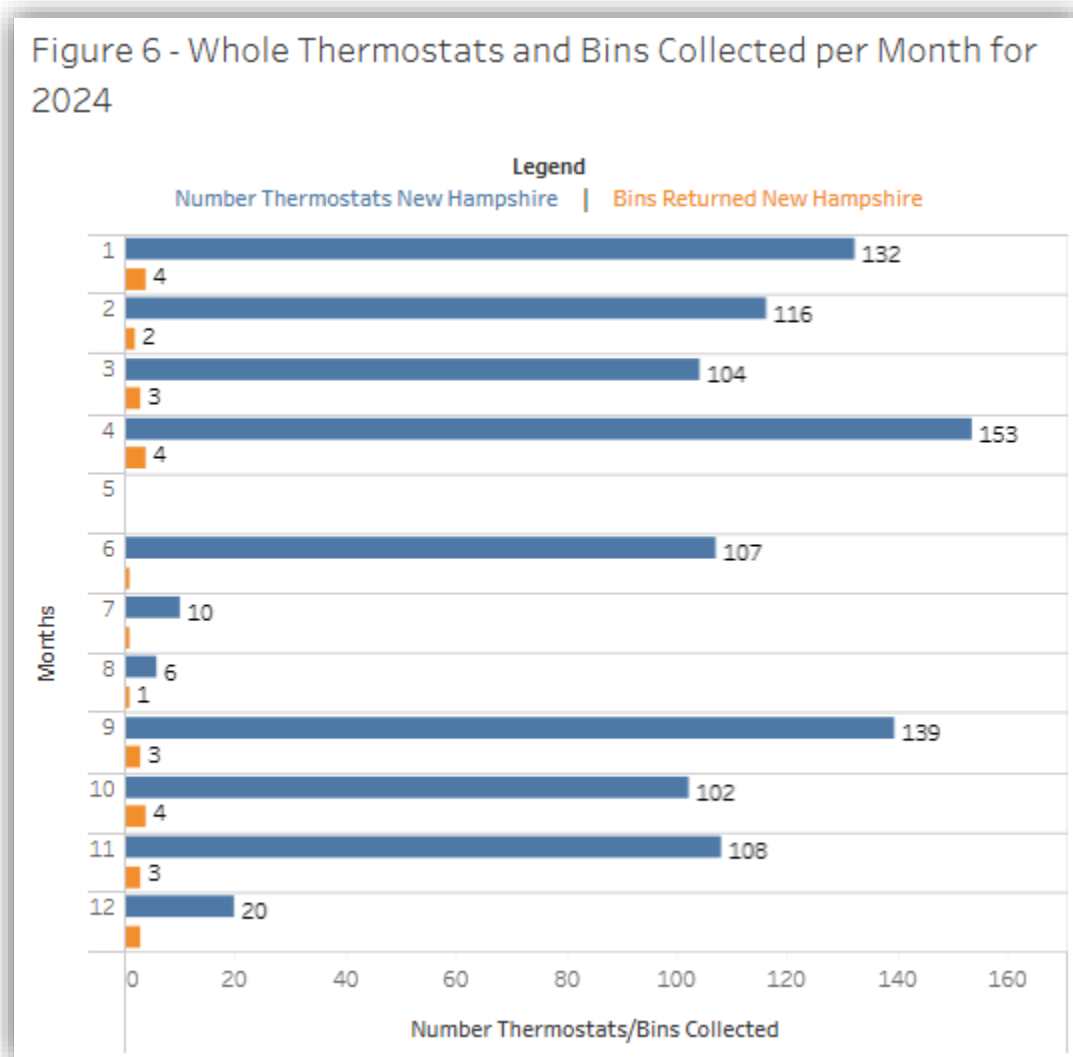


Figure 7 shows the average number of thermostats per bin returned per month for the year.

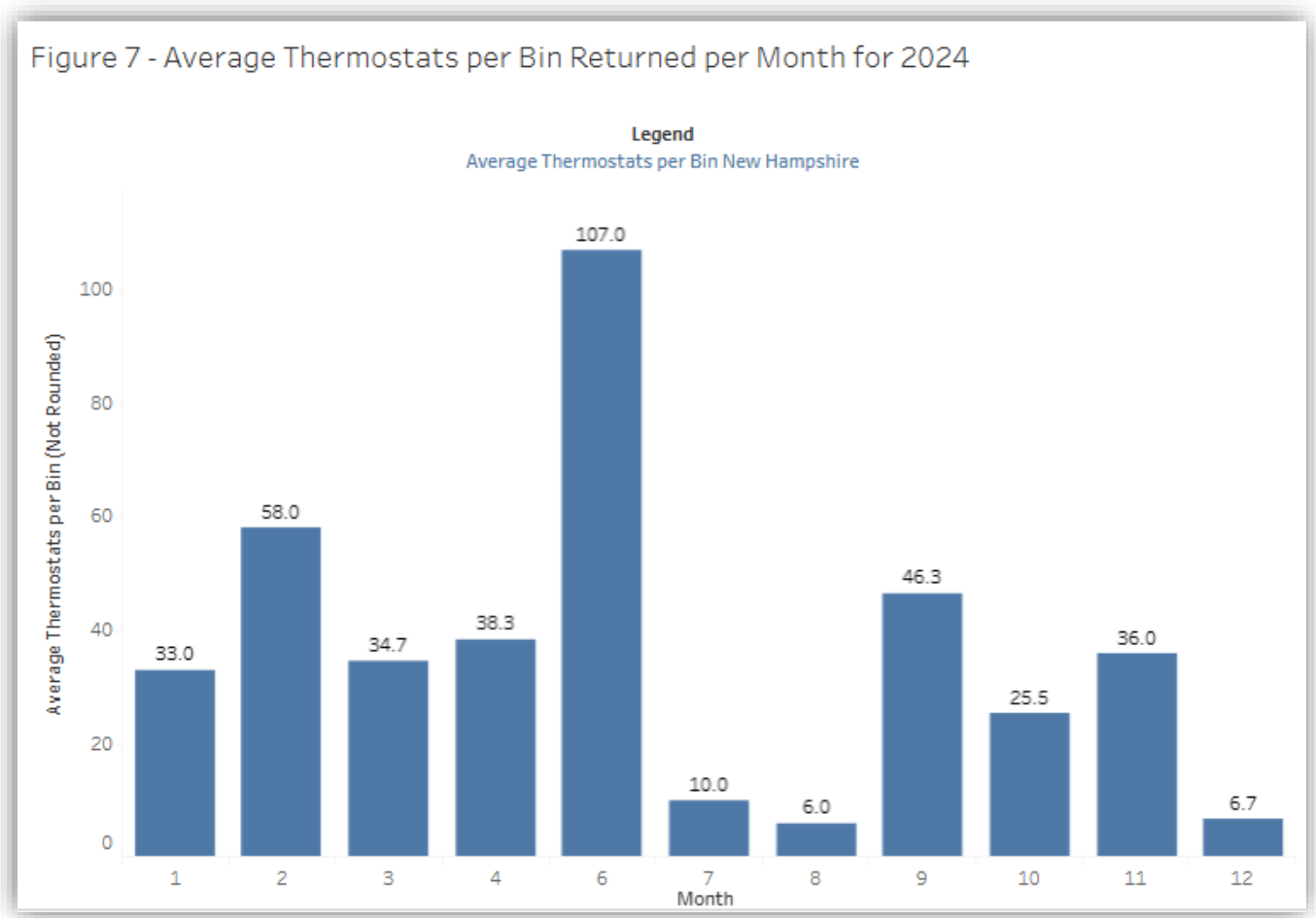


Figure 8 displays the average number of thermostats returned per bin in New Hampshire and in the U.S. since the beginning of the New Hampshire program. Nationally, the number of thermostats per bin has been decreasing annually since 2000. In New Hampshire a similar pattern is observed but for a few specific years. The number of thermostats per bin in 2024 (34 thermostats per bin avg.) was on par with 2023 (34 thermostats per bin avg.).

Figure 8 - Average Number of Thermostats per Bin Returned Over Time in New Hampshire and Nationally

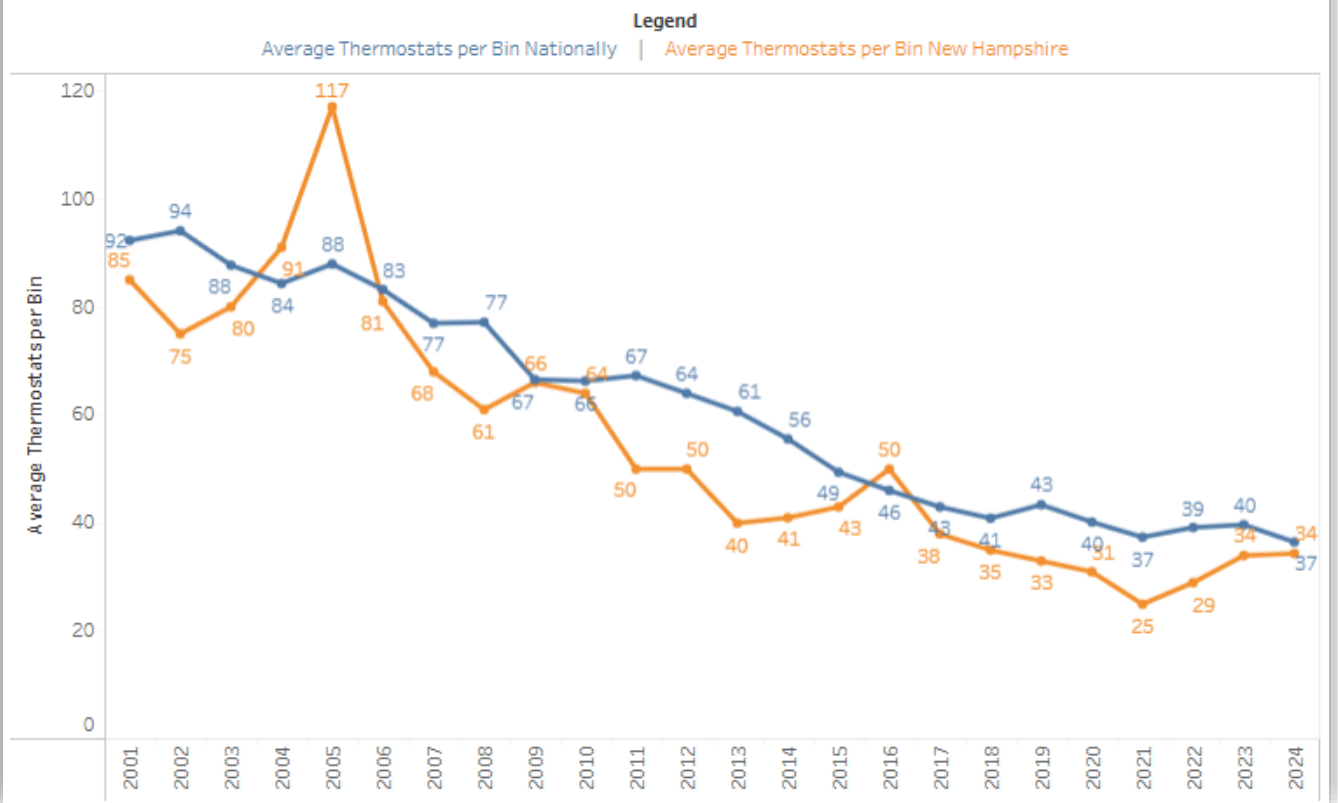
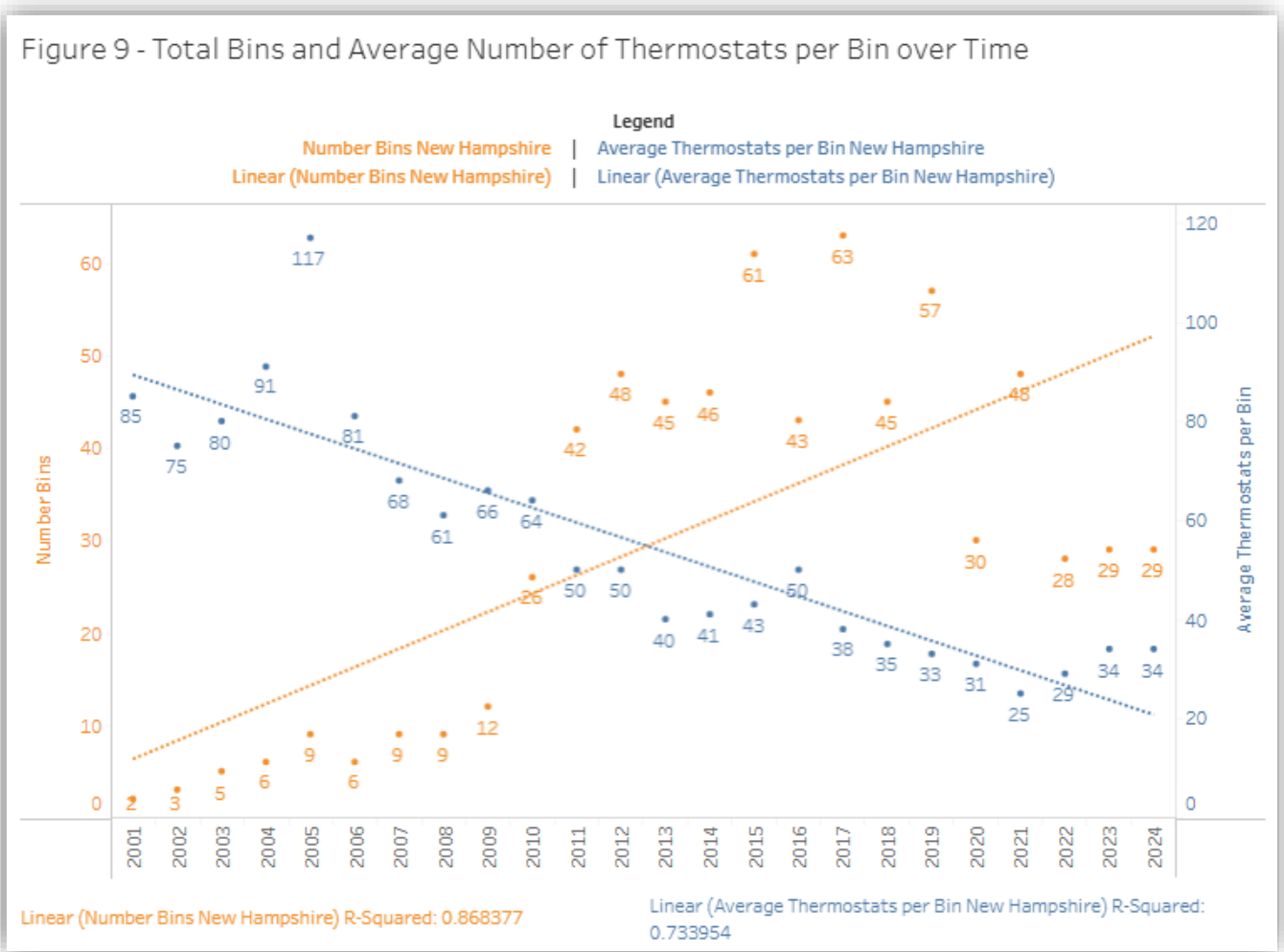


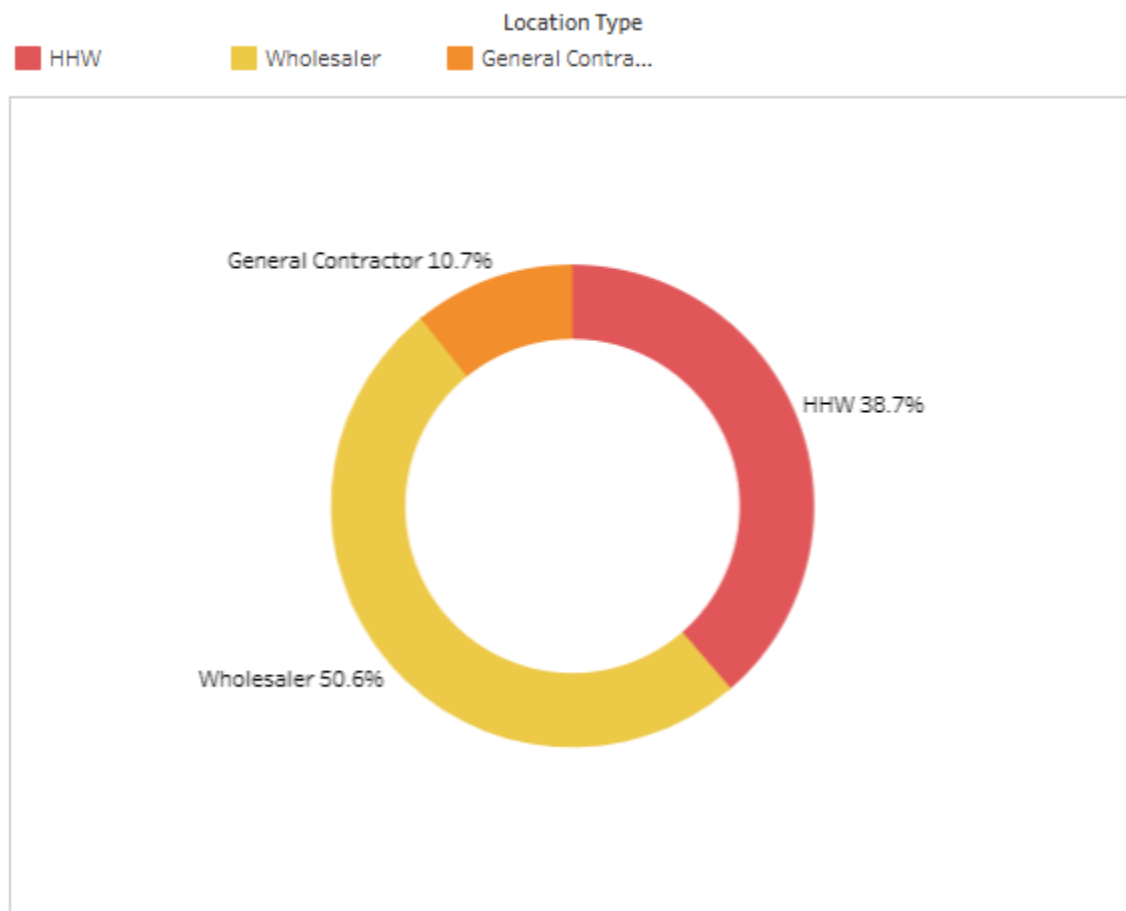
Figure 9 plots the total bins returned over time along with the average number of thermostats per bin over the same period. In general, the number of bins returned in New Hampshire increased steadily from 2001 to 2017. At the same time, thermostats per bin remained consistent until 2009, after which the trend in thermostats per bin dropped. A negative correlation has been identified between the number of bins returned since 2009 and the number of thermostats per bin.



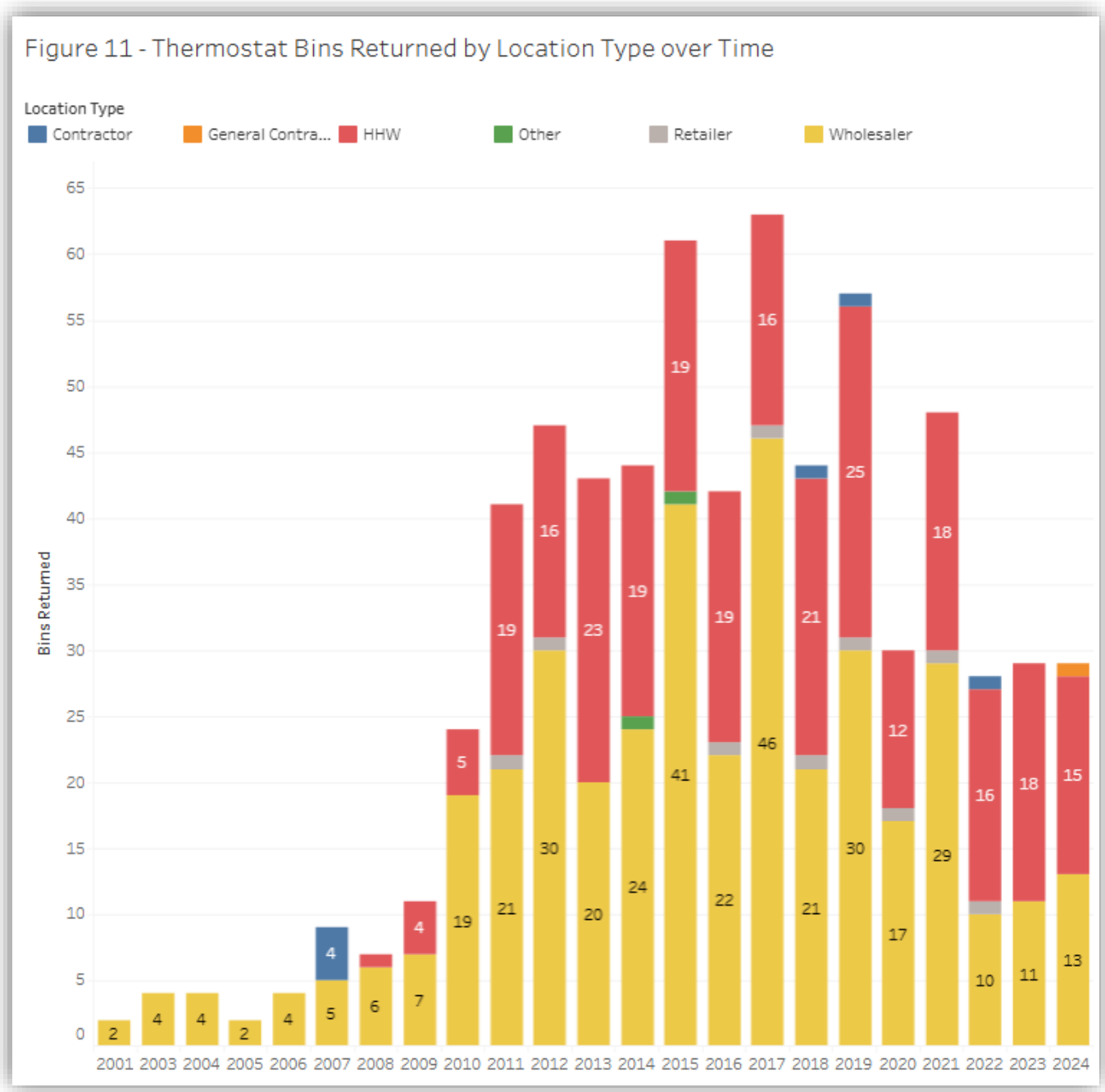
SECTION 2: Channel Partner Analysis

Section 2 of the report examines the partner locations in more detail. The majority of thermostats collected in New Hampshire were through wholesalers (50.6%) and household hazardous waste facilities (38.7%). Figure 10 shows the distribution of thermostats collected by location type in 2024.

Figure 10 - Thermostats Collected by Location Type in 2024



The number of bins returned in 2024 increased from 2023 levels across wholesalers and decreased across household hazardous waste facilities. Figure 11 displays the change in the number of bins returned by thermostat collection type over time in New Hampshire.



In 2024, 19% of New Hampshire locations possessing a collection bin sent back at least one bin for recycling. The distribution is displayed in Figure 12.

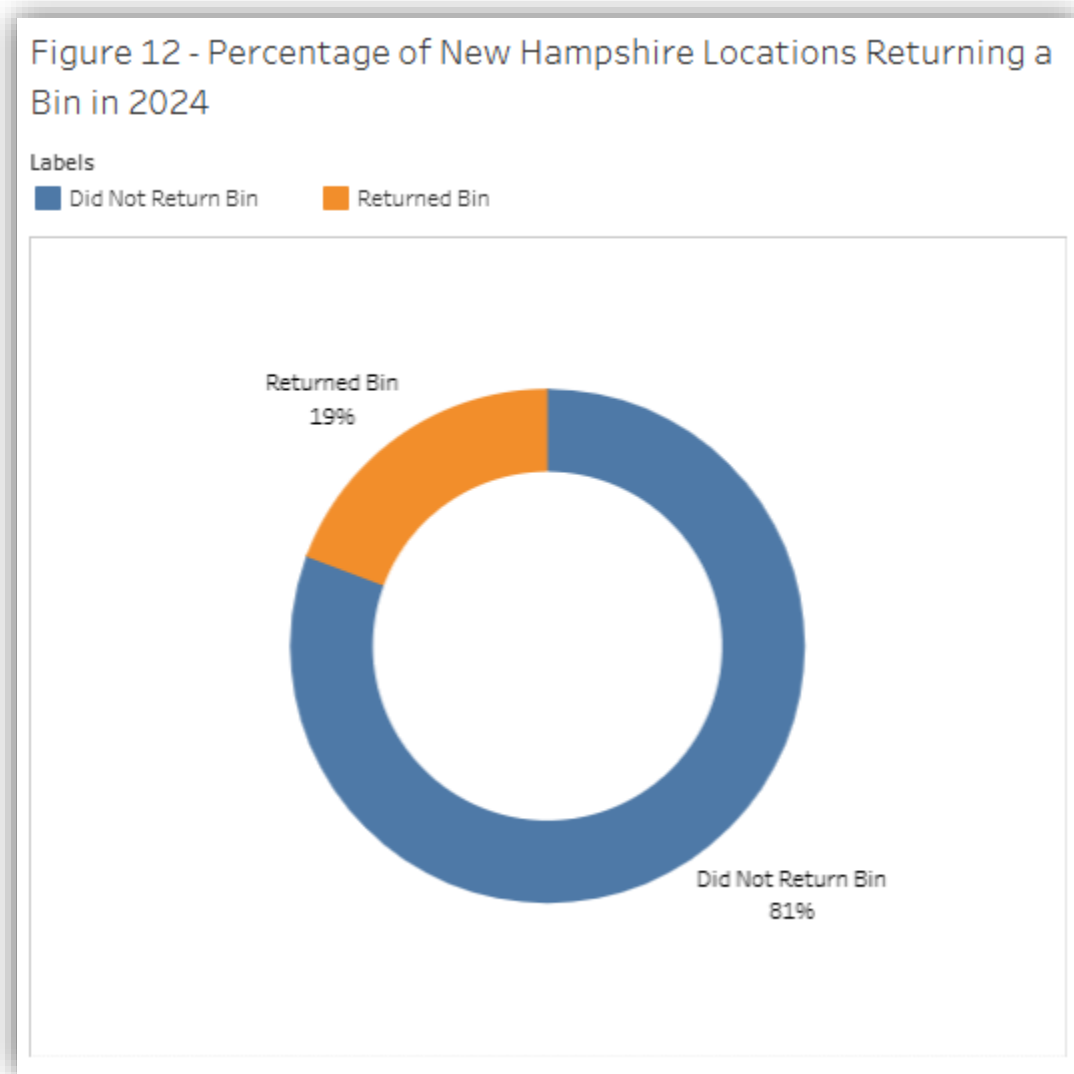


Figure 13 displays the total bins and thermostats returned by county in 2024. An analysis of the top performing counties revealed that Hillsborough County (9 bins, 1,403 thermostats), Rockingham County (5 bins, 205 thermostats), and Merrimack County (4 bins, 122 thermostats) returned the greatest number of bins and thermostats in 2024.

Figure 13 - Bins Returned and Total Thermostats Returned 2024 by County

	Number Thermostats	Number Bins
Hillsborough	403	9
Rockingham	205	5
Merrimack	122	4
Carroll	118	5
Grafton	88	3
Belknap	51	2
Strafford	10	1

TRC partner F.W. Webb (201 thermostats) returned the highest number of thermostats in New Hampshire in 2024, followed by Jac Electrical Mechanical (107 thermostats) and Total Air Supply (107 thermostats). Apart from these locations, three other program partner returned more than 50 thermostats each. Figure 14 displays the top performers in terms of total thermostats returned in 2024.

Figure 14 - Top 10 Performing TRC Partners in New Hampshire

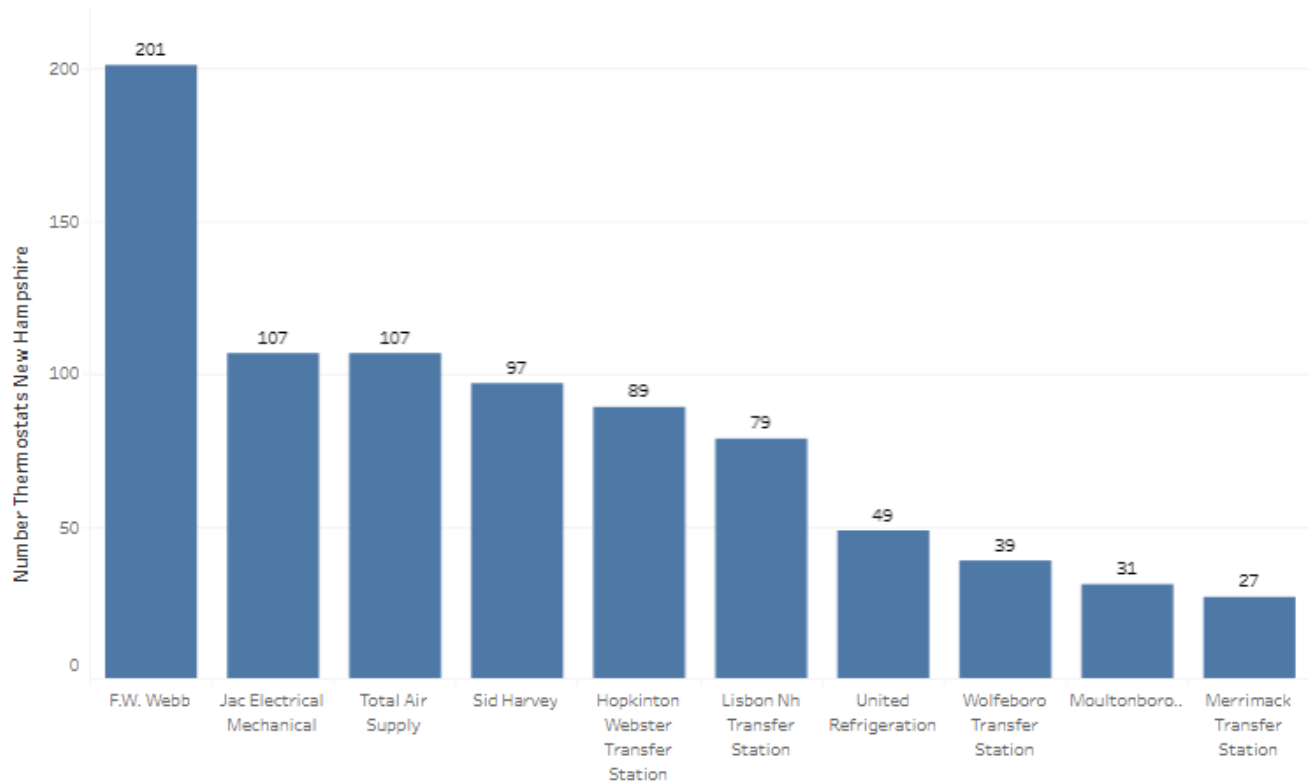


Figure 15 includes the top performers for 2024 by each of the following categories: total bins returned, total thermostats returned, and average number of thermostats per bin.

Figure 15 - Top 10 Performing Partners by Total Bins, Total Thermostats, and Average Thermostats per Bin

	Number Thermostats	Number Bins	Average Thermostats per Bin
F.W. Webb	201	7	29
Jac Electrical Mechanical	107	1	107
Total Air Supply	107	1	107
Sid Harvey	97	1	97
Hopkinton Webster Transfer Station	89	1	89
Lisbon Nh Transfer Station	79	1	79
United Refrigeration	49	1	49
Wolfeboro Transfer Station	39	2	20
Moultonborough Transfer Station	31	1	31
Merrimack Transfer Station	27	1	27

TRC conducted 'miss you' calls in 2024 to increase the number of bins and thermostats returned in New Hampshire. These activities included 'miss you' calls to collection locations that may not have returned a bin recently. In 2024, a total of 120 'miss you' calls were placed. Figure 16 displays the relationship between the number of site visits per month (0), the bins returned per month, and the number of thermostats (in 100's) returned per month.

Figure 16 - Relationship Between Site Visits and Bins and Thermostats Returned Per Month in 2024

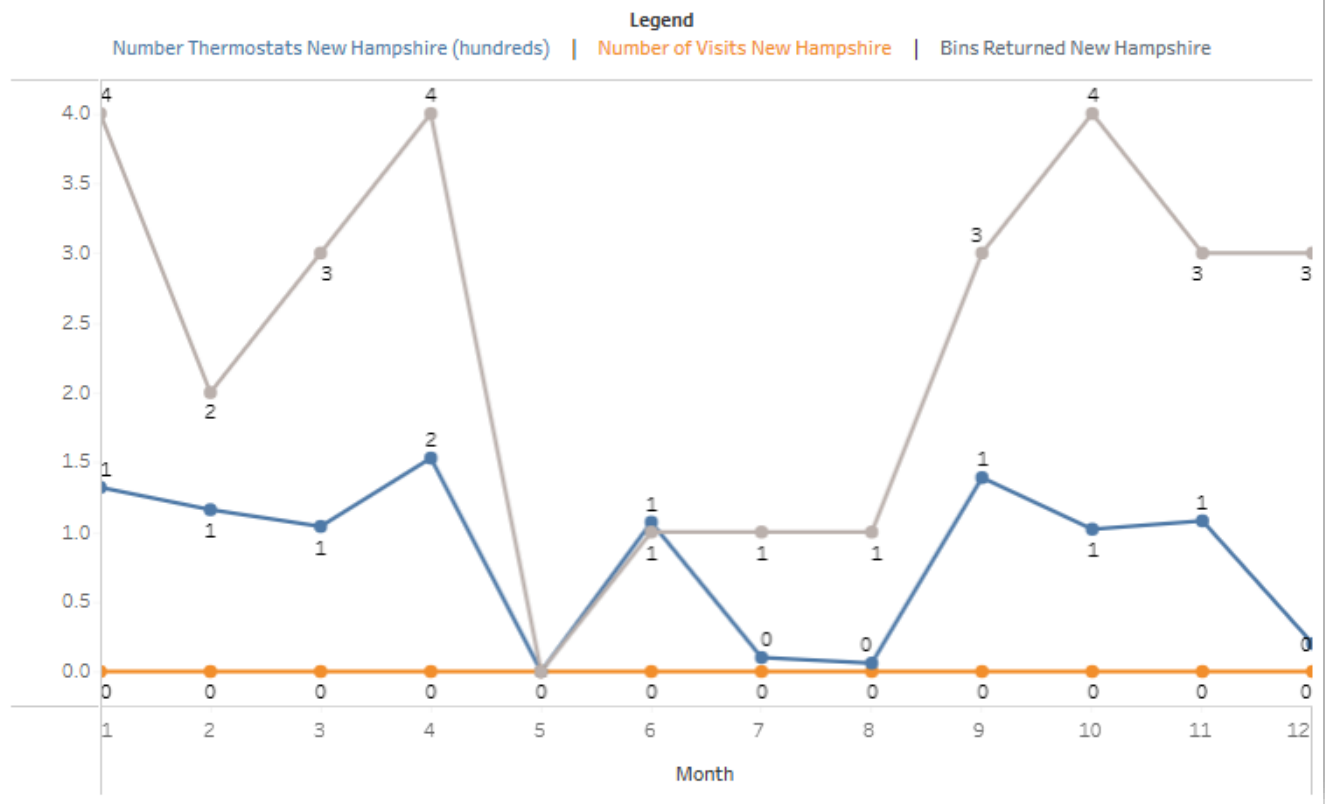
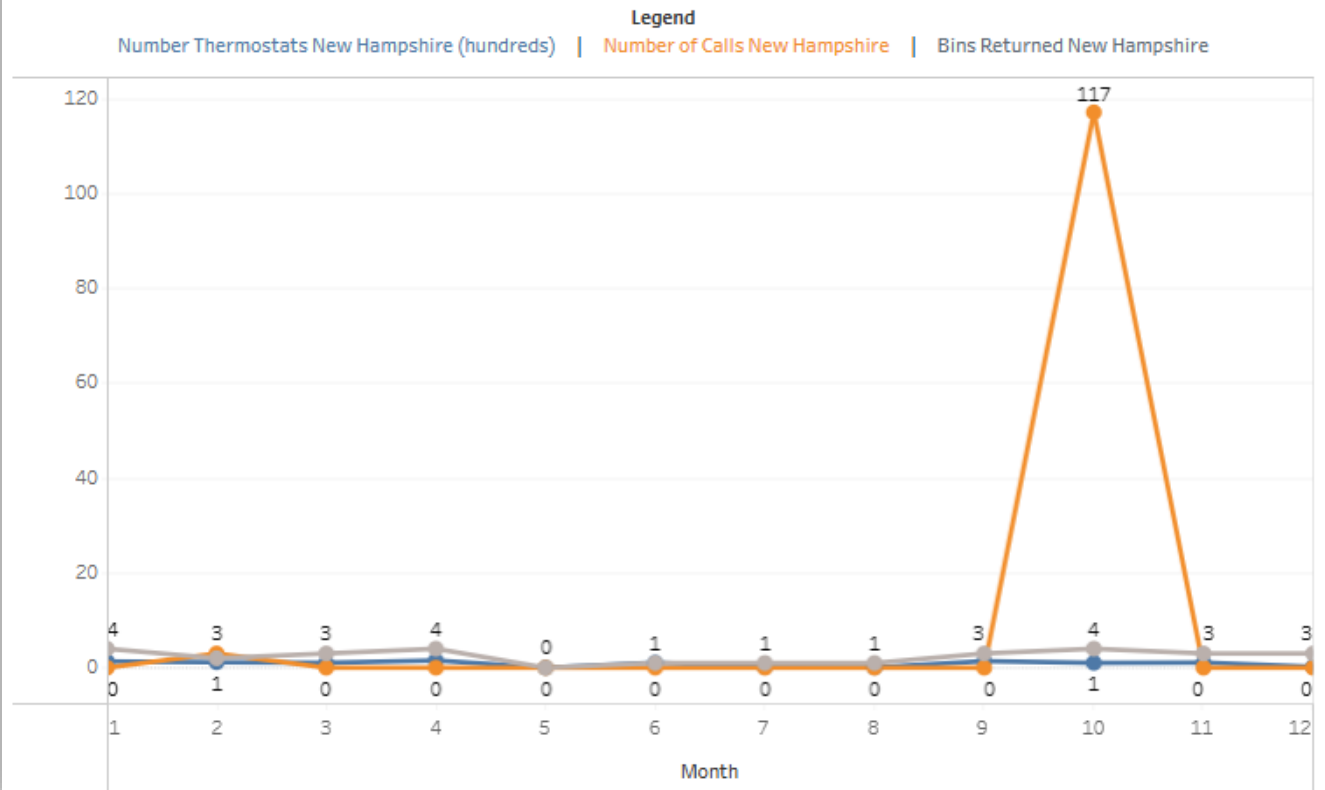


Figure 17 displays the relationship between the number of calls per month, the bins returned per month and the number of thermostats (by 100's) returned per month. In 2024, there was no correlation between activities performed and the number of thermostats returned.

Figure 17 - Relationship Between 'Miss You' Calls and Bins and Thermostats Returned per Month in 2024



SECTION 3: Comparisons to National and Other States' Data

To compare how the New Hampshire collection partners performed in 2024, the national average for the number of bins returned per location that returned at least one bin was calculated and compared to the New Hampshire average since 2012. The average number of bins does not include locations that did not return any bins in that year. It should be noted that when making comparisons each state has different regulations, a different mix of housing types, local policies, and incentives that may have a unique impact on returns. Overall, the average number of bins returned per location per year was lower in New Hampshire than the U.S. average, as shown in Figure 18.

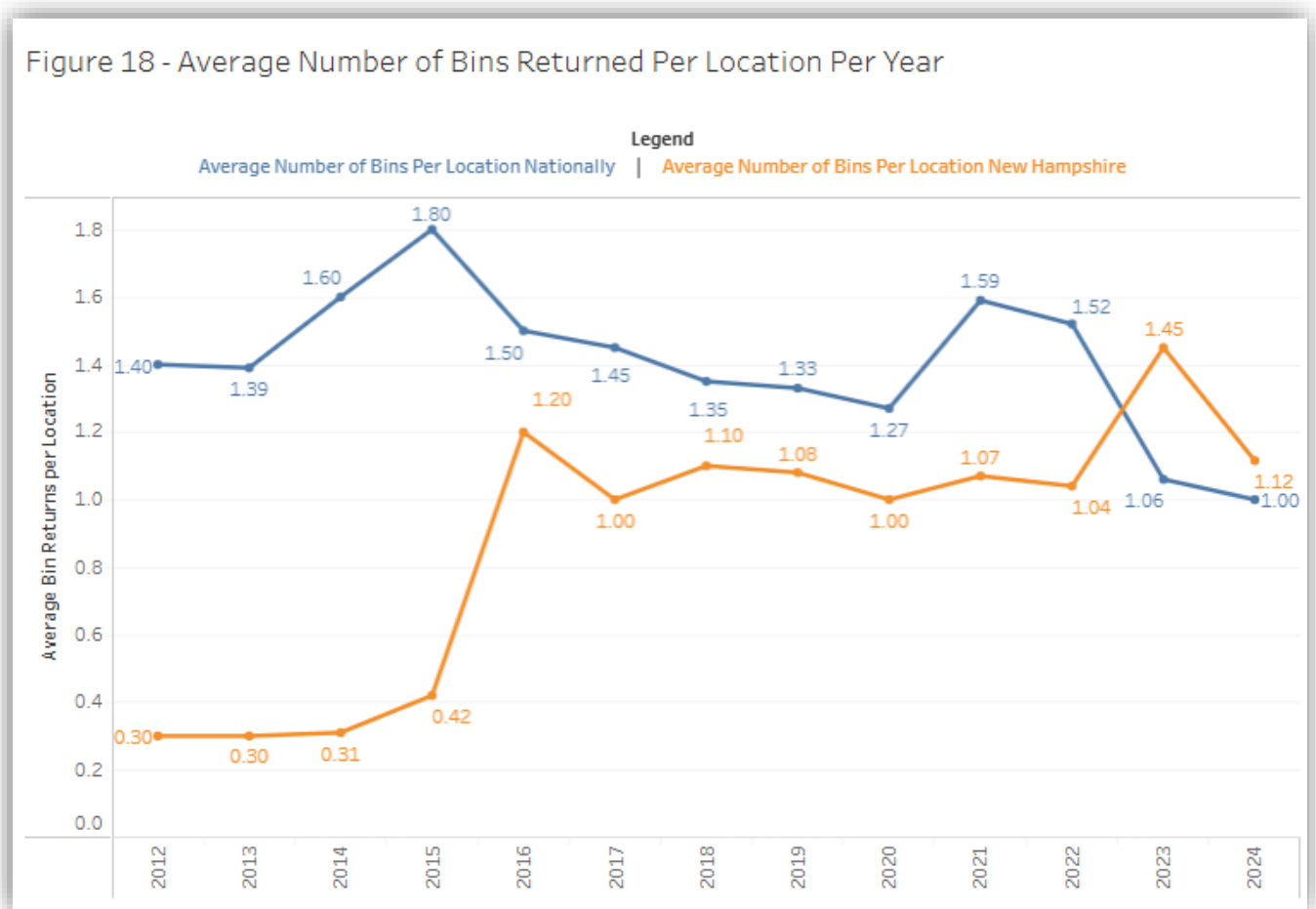


Figure 19 displays the locations in New Hampshire that returned more than one bin in any year since 2019, and Figure 20 displays the top 10 partners in the U.S. over a similar period in terms of the number of bins returned.

Figure 19 - Partner Locations in New Hampshire Returning More than 1 Bin

2019		2021	
F.W. Webb	8	The Granite Group	6
S.G. Torrice Co	3	F.W. Webb	5
The Granite Group	3	Smithfield Plumbing & Heating Supply	2
Api Of Nh	2		
Ferguson	2		
Town Of Holderness	2		
2020		2022	
The Granite Group	6	F.W. Webb	3
F.W. Webb	4	S.G. Torrice Co	2
Sid Harvey	2	Town Of Holderness	2
		2023	
		The Granite Group	4
		Hooksett Transfer Station	2
		2024	
		F.W. Webb	7
		Town Of New London - Public Works Dept.	2
		Wolfeboro Transfer Station	2

Figure 20 - Top 10 Performing Partner Locations Nationwide in Bins Returned Last 4 Years

2021		2023	
Johnstone Supply	303	Johnstone Supply	213
R. E. Michel Co.	190	R.E. Michel Company, Inc	113
United Refrigeration	123	United Refrigeration	86
Ferguson	69	Ferguson	59
Lennox	60	Lennox	41
Goodman Distribution	46	Goodman Distribution	33
Refrigeration Supplies Distributor (RSD)	39	US Air Conditioning Distributors (USACD)	33
Watsco	38	F.W. Webb	31
F.W. Webb	37	Refrigeration Supplies Distributor (RSD)	30
Us Air Conditioning Distributors (USACD)	37	Sid Harvey	24
2022		2024	
Johnstone Supply	246	Johnstone Supply	163
R.E. Michel Co.	157	R. E. Michel Co.	107
United Refrigeration	80	United Refrigeration	64
Ferguson	46	Lennox	58
Us Air Conditioning Distributors (USACD)	43	Ferguson	37
Lennox	42	Refrigeration Supplies Distributor (RSD)	36
Refrigeration Supplies Distributor (RSD)	42	F.W. Webb	31
Watsco	35	US Air Conditioning Distributors (USACD)	29
Sid Harvey	32	Goodman Distribution	23
F.W. Webb	31	Gustave A Larson	20

Figure 21 displays total percentage of locations that actively participated in the program (active participation defined as sending back at least one bin) in 2024, for all the states that mandate thermostat returns reporting as well as the U.S. national average for all states (reporting and non-reporting). In 2024, 19% of the locations in New Hampshire returned at least one bin compared to a national average of 17%. The highest percentage of locations returning a bin in 2024 amongst states that mandate thermostat returns reporting was Rhode Island (75%).

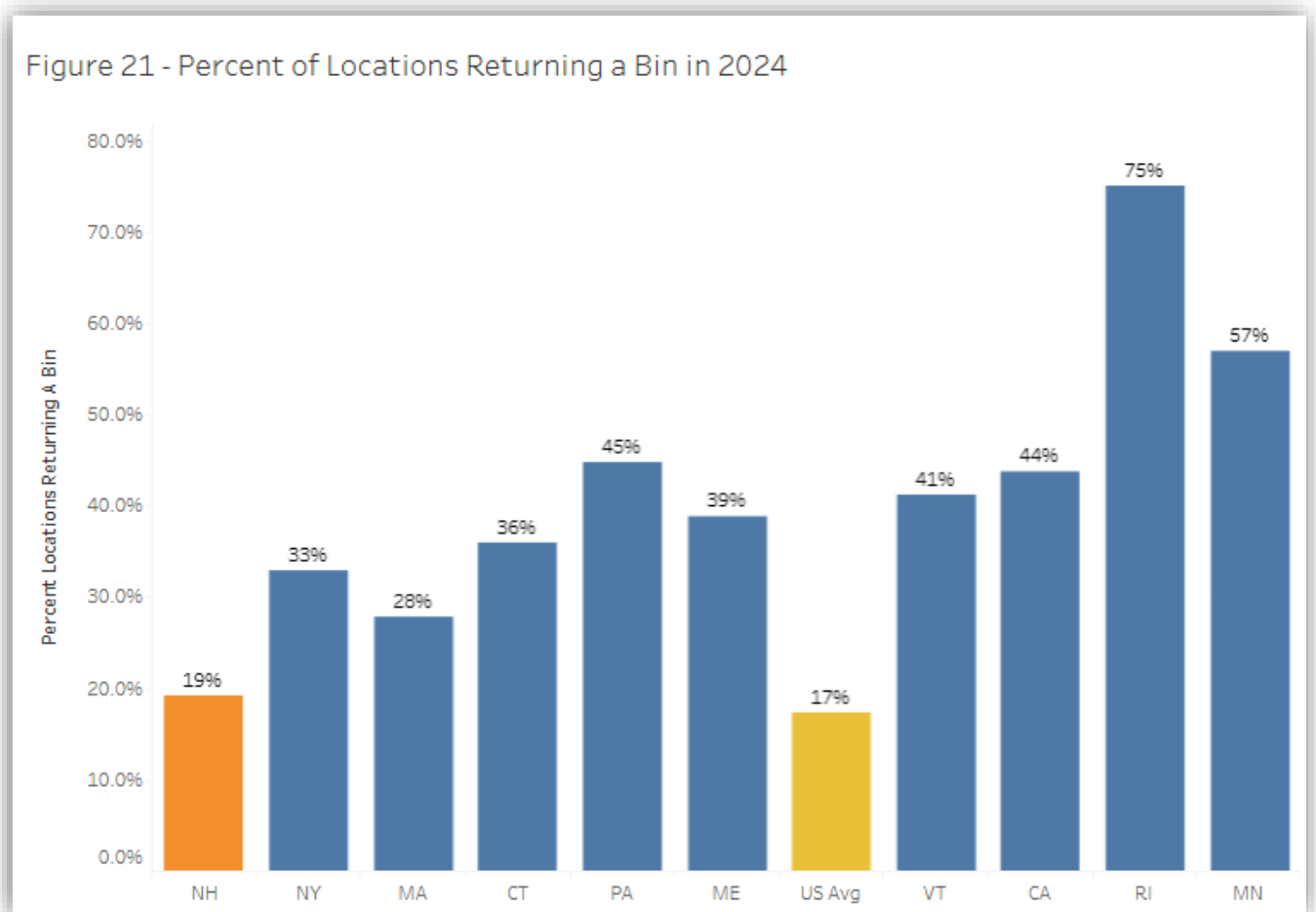


Figure 22 compares the New Hampshire and national rates for several analytics. These include: total whole thermostats, bins, and loose switches collected, number of thermostats collected by total locations and per actively participating locations, number of thermostats per bin returned on average, equivalent average, and number of mercury thermostat equivalents returned in 2024. The equivalent average is an average of the number of switches in whole thermostats collected in New Hampshire, and it is used to represent and equivalent number of thermostats from returned loose switches. The thermostat equivalent number includes the totals of whole thermostats returned plus the number of thermostats estimated from loose switches. Figure 23 ranks the states for each category. The states displayed are those that mandate thermostat returns reporting and the U.S. average is for all states that return bins (reporting and non-reporting).

Figure 22 - Comparison of States and US Average Among Several Categories

State	Whole Thermosta	Bins	Loose Switches	Thermosta returned per total # of locations with bins	Average Thermosta per bin	Average Thermosta collected per location that returned	Equivalent Average	Thermosta Equivalent in 2024	% Change over previous year
CA	4,021	308	1,080	5	13	10	1.8379	4,609	-50%
CT	1,011	30	398	5	34	13	1.1602	1,354	-8%
MA	4,238	85	1,071	14	50	46	1.1036	5,208	-19%
ME	2,867	88	16	15	33	33	1.0373	2,882	14%
MN	4,001	68	838	31	59	51	1.1600	4,723	-32%
NH	997	29	605	5	34	24	1.1344	1,530	56%
NY	2,670	94	406	6	28	16	1.1955	3,010	23%
PA	4,074	78	1,222	13	52	26	1.2629	5,042	-27%
RI	1,750	31	122	44	56	51	1.0234	1,869	24%
VT	1,680	64	40	12	26	22	1.0833	1,717	-3%
US Avg	1,130	32	217	15	37	37	1.3240	1,348	1%

Figure 23 - Comparison of States and US Average Among Several Categories, Rankings

	Whole Thermostats	Bins	Loose Switches	Thermostats returned per total # of locations with bins	Average Thermostats per bin	Average Thermostats collected per location that returned at least one bin in 2024	Equivalent Average	Thermostat Equivalents in 2024	% Change over previous year
1	MA	CA	PA	RI	MN	MN	CA	MA	NH
2	PA	NY	CA	MN	RI	RI	US Avg	PA	RI
3	CA	ME	MA	ME	PA	MA	PA	MN	NY
4	MN	MA	MN	US Avg	MA	US Avg	NY	CA	ME
5	ME	PA	NH	MA	US Avg	ME	CT	NY	US Avg
6	NY	MN	NY	PA	NH	PA	MN	ME	VT
7	RI	VT	CT	VT	CT	NH	NH	RI	CT
8	VT	US Avg	US Avg	NY	ME	VT	MA	VT	MA
9	US Avg	RI	RI	CA	NY	NY	VT	NH	PA
10	CT	CT	VT	CT	VT	CT	ME	CT	MN
11	NH	NH	ME	NH	CA	CA	RI	US Avg	CA

2024 Collections by Brand

In New Hampshire, Thermostat Recycling Corporation (TRC) recovered the equivalent of 1,530 mercury thermostats from 997 whole mercury thermostats plus 605 mercury switches removed from thermostats. A total of 10.76 pounds of mercury was diverted from solid waste. *Please note the explanation of the converted thermostats or thermostat equivalents below.¹ An example of the mercury ampoule is shown below.



As required by the state statute, a table of thermostat brand holders with their corresponding thermostats, the number of switches and the pounds of mercury recycled is below. It is important to note that there remain non-members whose thermostats the TRC collection program recycles. They are listed in the table as “Non-Member Brands”.

¹ A mercury thermostat contains a variable amount of mercury ampoules or “switches” attached to the subbase of the thermostat. These glass ampoules often are collected in the recycling container without the intact thermostat attached to them. TRC collects and counts these loose ampoules and recycles them. To derive the converted thermostat or thermostat equivalent, the program takes the following calculations to develop the converted thermostat or thermostat equivalent. First, TRC will count the total whole (intact) thermostats collected in the recycling bins. From these units, there is an intact ampoules count. TRC then takes the intact ampoules divided by the whole (intact) thermostats or otherwise known as the conversion ratio. After the conversion ratio is calculated, TRC will multiply the loose mercury switches by the conversion ratio. Lastly, we add this result to the whole (intact) thermostats to produce the converted thermostats or thermostat equivalents.

Brand Holder	Thermostats	Count Switches	Pounds of Mercury
Bard Manufacturing Corporation	-	-	0
Burnham Holdings, Inc	1	1	0.0062
Carrier Corporation	2	3	0.0186
Chromalox	-	-	0
Climate Master, Inc.	-	-	0
Crane Company	-	-	0
Daikin Applied	-	-	0
Dwyer Instruments	-	-	0
ecobee	-	-	0
Emerson Electric Corporation/White Rodgers	155	156	0.9672
Empire Comfort Systems	-	-	0
General Electric Corporation	2	8	0.0496
Goodman Global	-	-	0
Honeywell Home	827	940	5.828
Hunter Fan Company	-	-	0
ITT Corporation	-	-	0
Lennox International Inc.	-	-	0
Marley-Wylain Company	-	-	0
Nest	-	-	0
Nortek Global HVAC	1	1	0.0062
Rheem Manufacturing Company	-	-	0
Schneider Electric (Invensys Controls)	-	-	0
Taco Comfort Solutions	-	-	0
TPI Corporation	-	-	0
Trane Residential Systems	4	14	0.0868
Uponor, Inc.	-	-	0
W. W. Grainger	3	6	0.0372
York/Johnson Controls	-	-	0
Non-Member Brands			
STLPC Corporation (f/k/a Lux Products Corporation)	2	2	0.0124
NOM (Manufacturer not identifiable)	0	605	3.751
Total	997	1,736	10.76

2024 Summary of the Program Expenses

Below is a summary of program expenses for the New Hampshire collection program in 2024. 2024 program expenses (reported in the annual report) are unaudited and are for management purposes only. Prior to submittal of this annual report, the expenses were reviewed by Kellen Company.

Program Component	2023	2024	Difference
Direct Expense for Marketing & Outreach	\$ -	\$ -	\$ -
Incentive/Promotional Payments	\$ -	\$ -	\$ -
Legal	\$ -	\$ -	\$ -
New Collection Containers	\$ -	\$ -	\$ -
Recycling Costs	\$ 3,851.38	\$ 5,390.69	\$ 1,539.31
Travel	\$ -	\$ -	\$ -
TRC Staff & Administration	\$ 1,074.33	\$ 1,186.00	\$ 111.67
Total Expenses	\$ 4,925.71	\$ 6,576.69	\$ 1,650.98

2024 Education and Outreach

Direct Marketing (Email, Mail, Other Communications)

Current Collection Locations

Small Pails and Green Bins

In 2024, TRC shipped 73 small pails to collection points around the country. We also shipped 208 new green bins. In comparison, the program shipped 374 new green bins in 2023 and 58 small pails². Collection locations either requested the new pail when they signed up to participate in the program or chose to switch out their bin with a pail due to decreased collections. The large green bins which have been the staple of the program continued to be replenished as they were returned for processing. Because the containers are reused and bar coded, we anticipate that the request for new containers will decrease as the program continues.

- Of the totals provided, TRC shipped one new small pail and five new large bins in the state.

Collection Location Outbound Phone Calls

Our outbound phone calls have been branded internally as the “Miss You Call” process. These calls promote collection container returns and serve as a reminder to locations that have not returned any thermostats. TRC allocates these “miss you calls” to collection sites that have not returned a container in over a year. These calls serve as a friendly customer service check to see if any of the program materials need to be replenished or if missing containers need to be replaced. In total, the program called 1,302 current collection locations in 2024, compared to 1,432 in 2023. The decline in the number of calls completed is a positive sign that more locations were returning a bin without being prompted in 2024, and therefore did not require a “Miss You Call”.

- Completed 120 calls to encourage shipping the recycling container compared to 20 a year prior. A copy of the locations called can be found in the Appendix.

² New bin orders coincide with accounts that open new stores, move or lose their existing containers.

Collection Location Postcards

Postcards are sent to all locations that have not returned a container in the past year. These postcards serve as a reminder to locations and assist with updating addresses in the database. In 2024, TRC mailed 9,147 postcards.

- Mailed 325 reminder postcards compared to 316 a year prior.

Collection Location Emails

TRC emailed locations three weeks after receiving a postcard to encourage them to directly ship the recycling container. These emails contain step-by-step instructions for shipping and direct contact information for missing shipping labels or further questions. In 2024, TRC emailed 2,380 locations.

- Emailed 14 collection locations three weeks after receiving the reminder postcard to ship their container.

Collection Location Site Visits

Throughout the year, our team completed 387 site visits in numerous states, compared to 426 in 2023. The purpose of site visits is to inform the location of the requirements of participation, what specifically the statute requires of them, assist with shipment of the recycling container, and to answer any questions they may have. We often gather valuable information during the site visit which is used to enhance TRC's outreach and update the database with current contact details.

HVAC Industry

The HVAC industry is comprised of manufacturers, wholesale distributors, and contractors which are intimately involved with the recovery of mercury thermostats. Throughout the year, we engaged with this industry in the following ways.

- Our Banish Mercury Off the Planet (BMOP) Competition, encouraging all HARDI wholesalers to compete through collections, ran May 1 through October 31. Throughout the competition we sent direct marketing to over 16,500 individual HARDI members.
 - 2024's competition recovered 150 pounds of mercury from more than 300 wholesale branch locations during the contest period.
 - This year's winners were Johnstone Supply, G.W. Berkheimer, and Design Air.
 - Our top three branches for recycling in the competition:
 - G.W. Berkheimer Co., Inc., Crown Point, IN – 4.64 pounds
 - G.W. Berkheimer Co., Inc., Arlington Heights, IL – 4.19 pounds
 - South Side Control Supply Co., Morton Grove, IL – 4.02 pounds



Waste Related Sector and Household Hazardous Waste (HHW) Industry

The waste-related sector remains an important sector for TRC to target individuals and those residents performing DIY thermostat installations. These attempts were to gain new collection locations, form better relationships with the audience and raise overall awareness of the TRC program. As a result of these learnings, TRC took the following actions:


- Used google alerts for HHW events to target phone call or email outreach to encourage them to use the program.
- Presented at the Sustainability in Motion Conference on March 7th in Atlantic City, NJ

Advertising and Awareness


Website

This past year, we experienced better statistics around website traffic and visitors, which will be detailed below. To keep the website fresh, blogs and press releases are posted monthly and shared with our many stakeholders.


Latest News




Ten Bin Club Members
December 2024
Posted December 26, 2024



Johnstone Supply, G.W. Berkheimer, and Design Air Shine in BMOP Contest
Posted December 9, 2024



Scientists Develop Edible Cement: A Sustainable Solution from Food Waste
Posted December 5, 2024



Ten Bin Club Members
November 2024
Posted December 3, 2024

[VIEW ALL NEWS](#)

Press Releases

MONTH	RELEASE
January	Thermostat Recycling Corp. Records Marginal Increase in Pounds of Mercury Collection for 2023
March	Thermostat Recycling Corp. Achieves Major Milestone: 3 Million Mercury-Containing Thermostats Collected
April	Thermostat Recycling Corp. Announces 13th Annual Contest: 'Banish Mercury Off the Planet'
September	Johnstone Supply Leads TRC's Banish Mercury Off the Planet Contest

October

Oct. 24 is Recycle Your Mercury Thermostat Day

December

Johnstone Supply, G.W. Berkheimer, and Design Air Shine in BMOP Contest

Blogs

MONTH	BLOG
April	Earth Day Meets TRC
June	The Power of Collaborative Efforts in Sustainability and Recycling
July	Spreading the Green Message: How Cities Promote Responsible Recycling – Part 1
August	Spreading the Green Message: How Cities Promote Responsible Recycling – Part 2
December	Scientists Develop Edible Cement: A Sustainable Solution from Food Waste

Print Advertising

ACHR News

Field Served: All branches of the air conditioning, heating and refrigeration industry (residential, commercial, and industrial) including contractors, dealers, distributors, wholesalers, manufacturers, consulting engineers and architects, public utilities, government agencies and associations, exporters and importers, industrial and commercial buyers and users, libraries, schools, students and others allied to the field.

- Advertisement Specs: Six 2/3 page, 4c
- Circulation: 24,830 (National)
 - New Hampshire: 130
- Issues
 - January 2024

- March 2024
- April 2024
- June 2024
- October 2024
- December 2024

HVACR Business

Field served: commercial, residential and industrial contractors and distributors in the heating, cooling, ventilation and refrigeration industries.

- Advertisement Specs: Three 1/2 page, 4c
- Circulation: 31,500 (National)
 - New England: 1,565
- Issues
 - May 2024
 - July 2024
 - September 2024
 - November 2024

NHAMMA NewsWatch

Field served: Biweekly e-newsletter distributed to 328 subscribed municipal hazardous waste professionals. The digital newsletter includes updates/news on hazardous materials and hazardous materials waste handling and recycling, and more.

- Ad Zone 3 Product Showcase
 - Advertisement Specs: 6-month campaign, 580x150 with 5-word max Headline and 50-word description + 1 URL
 - Impressions: 4,398 (Avg: 314)
 - Clicks: 49 (Avg: 4)
 - Click-Through Rate: 1.11% (Avg: 1.11%)
- Ad Zone 2 Banner:
 - Advertisement Specs: 6-month campaign, 580x300 + 1 standard URL
 - Impressions: 3,600 (Avg: 257)
 - Clicks: 14 (Avg: 1)
 - Click-Through Rate: 0.39% (Avg: 0.39%)

Advertisement Samples



Do Your Part

Recycle Every Mercury Thermostat

Become a
Collection Location



 **Thermostat Recycling**
CORPORATION
thermostat-recycle.org

Advertisement



Do Your Part!

Recycle Every Mercury Thermostat

 **Thermostat Recycling**
CORPORATION
thermostat-recycle.org

Recycle Mercury Thermostats for Free

Promoted by TRC
 Help preserve the environment by properly disposing your mercury thermostats. The Thermostat Recycling Corporation (TRC) is a non-profit stewardship organization that maintains 3,400+ collection locations nationwide. We accept all brands of wall-mount mercury thermostats and assume all recurring shipping and processing costs. Click below to get your free container. [Learn More](#)

2024 bmop

BANISH MERCURY OFF THE PLANET

Calling all TRC/HARDI Wholesale Members.
It's time for the annual BMOP competition!

Return your filled recycling containers from
May 1 - October 31 to compete.

Learn more at thermostat-recycle.org/bmop



Do Your Part!

Recycle Every Mercury Thermostat

Click to Get Your Free Container





Digital Summary

This report summarizes all digital advertising efforts in spreading TRC’s message to audience members in 2024 – including search engine optimization (SEO) and digital advertising. Digital advertising included search engine marketing (SEM) ads targeting consumers through Google Performance Max; social media ads targeting consumers through LinkedIn; and programmatic ads targeting consumers through StackAdapt.

Search Engine Optimization

Search Engine Optimization (SEO) is the process whereby a website is optimized through original content and on-site coding tactics to increase its chances of appearing near the top of “organic searches.” An organic search is one that appears “naturally” in a search engine like Google or Bing. In other words, an organic listing is not ranked through paid search.

Organic traffic to a website typically brings visitors who stay longer, and visit more pages, on average.

In 2024, organic search traffic for all states brought 4,103 users to the TRC website. By comparison, 2,069 users were attributed to organic search over the same time period in 2023.

Search Engine Marketing Ads

As part of search engine marketing (SEM), Google Ads is a digital advertising platform where advertisers can bid on search terms (or keywords) to have informational ads displayed, where ads appear alongside search results. This campaign targets people most likely to be interested in relevant content by driving traffic to various pages on the TRC website. TRC has developed a search campaign to align with terms searched by individuals related to thermostats, mercury, mercury recycling, thermostat replacement, etc.

Social Media and Programmatic Ads

Through social media and programmatic advertising, advertisers can attract large audiences on the platforms they use for social networking and website browsing. This campaign targets people with relevant interests and drives them to various pages on the TRC website. For these ads, audiences on the various platforms were subdivided into various categories, as shown in the quantitative results table below.

Digital Qualitative Analysis

Audience members most likely to take an action from our ads were consumers through Google Performance Max ads. In terms of search engine optimization, organic website traffic doubled from 2023 to 2024.

2024 Trade Shows, Conferences, and Presentations

Date	Show	Location
March		
6-8	Sustainability in Motion	Atlantic City, NJ
April		
3-4	Better Buildings by Design	Burlington, VT
29-30	Maine Recycling and Solid Waste Conference & Trade Show	Rockport, ME

2025 Program Modifications

Thermostat Recycling Corporation's 2025 Goals

TRC has set annual goals for the organization. These goals assist in decision making and prioritization of activities. For the calendar year 2025, TRC plans to focus on:

- Fulfilling state statutory requirements, agreements, and other arrangements for regulatory compliance.
- Focusing on education and awareness tactics geared toward homeowners and HVAC industry professionals.
- Utilize advertising budget efficiently.

Thermostat Recycling Corporation's Planned Tasks

In addition to the above goals, TRC set specific tasks on which we plan to focus. Completion of these tasks aid in the organization's overall goals.

- Roll-out press releases throughout the year.
- Survey national HVAC professionals, as well as geographically targeted contractors.
- Continue the program's operational activities such as outbound phone calls, mailing reminder postcards, and visiting sites. Use collection data trends to target these initiatives.
- Evaluate print advertising and look to online sources.



2024 NEW HAMPSHIRE ANNUAL REPORT

Thermostat Recycling Corporation Headquarters
529 14th Street NW | Suite 1280 | Washington, DC 20045
1-888-266-0550

www.thermostat-recycle.org

Questions about this annual report?

Contact:

Danielle Myers, Executive Director

(P) 212.297.2105

(E) danielle.myers@thermostat-recycle.org

All state specific annual reports are posted on our website at the following weblink:

<https://thermostat-recycle.org/program-info/state-reports/>

Recycle every mercury thermostat, every time.

APPENDICES

How Mercury Thermostat Waste is Handled

Tax Return 990

2024 Miss You Calls

2024 Collection Location Summary Report

2024 Collection Location Bin Receipt



529 14th Street, NW, Suite 1280 | Washington, DC 20045 | thermostat-recycle.org

HOW MERCURY THERMOSTAT WASTE IS HANDLED

WASTE MERCURY-ADDED THERMOSTAT MANAGEMENT THROUGH VEOLIA ES TECHNICAL SOLUTIONS, LLC.

TRC containers with waste mercury-switch thermostats are received at a fulfillment/inventory center in Port Washington, Wisconsin (WIR000130591). The facility is owned and operated by Veolia ES Technical Solutions, L.L.C. (Veolia) under contract with TRC.

All recycling containers, including pails and bins are received at the loading dock and sent to the TRC inventory room. The container and plastic liner are opened and the contents are identified, sorted, and tallied. The following data is recorded for each bin returned and processed: bin number, business name (location name), city, state, zip code, date returned, number of thermostats and mercury switches by manufacturer and any non-conforming material.

The containers are returned to the location that sent it in with a new prepaid address label within 3 weeks of receipt. The thermostats are stored and staged in a plastic lined carton in a storage area for final processing. The containers are dated and processed in order received, first in-first out.

The thermostats and any loose bulbs collected from the containers are consolidated into a special 55-gallon drum which is labeled and dated according to regulations. The drum is sealed with a band and is only opened when contents are being added to it. Special negative pressure venting assures any fumes are captured and vented when the drum is opened.

The 55-gallon drum is then shipped to Veolia's mercury recovery facility (WID988566543) for final processing of the mercury ampules (switches). Veolia Environmental Services meets or exceeds all local, state, federal and EPA regulations for the management of the product.

The containers are returned from the storage area to the mercury recovery processing area to have the mercury bulbs removed from the plastic housing. Universal Waste Regulations require the recycling and disposal of waste within 12 months of acceptance at the processing facility.

Small quantities of thermostats are removed from the container, which is then closed again. The bulbs are removed from the thermostats and placed into processing vessel at the work station. Once the processing vessel is full, the vessel is loaded into the mercury recovery retort oven.

If a bulb breaks and the mercury spills, the work area is designed to contain the spillage and the operators are trained in the clean-up and disposal of mercury. The TRC inventory

and processing areas are equipped with special mercury vacuum cleaners and the work area is vacuumed at the end of the work day to ensure that any spillage is cleaned up and not left to evaporate.

Veolia meets or exceeds all local, state, federal and EPA regulations for the management of the product. The mercury recovery facility and process are permitted by the Wisconsin Department of Natural Resources. Veolia's approvals for mercury recovery/recycling include:

- EPA - identification WID988566543
- Hazardous Waste Storage License #6008
- Hazardous Waste Treatment License (Mercury Recovery Operations) #4585
- Air Operation Permit #246076050-S01
- Storm Water General Permit #WI-S067857-4

In addition to the regulatory permits, both Veolia Port Washington facilities have developed and maintain management systems in accordance with ISO 14001-2004, OHSAS 18001-2007, and Responsible Recycling (R2:2013) Practice. All persons who handle mercury thermostats as part of the TRC operation receive training in the handling of Hazardous Waste and Universal Waste.

The mercury containing ampules are retorted at Veolia's Port Washington Mineral Springs facility. The mercury is removed during the retort process. The post retort debris consists of broken glass ampules. The debris is tested for residual mercury to document the removal of the mercury to levels below the US EPA Land Disposal Restriction (LDR) levels. The debris is then disposal of as a non-hazardous solid waste at Advanced Disposal Glacier Ridge Landfill, LLC in Horicon, Wisconsin.

Return of Organization Exempt From Income Tax

Form 990

Under section 501(c), 527, or 4947(a)(1) of the Internal Revenue Code (except private foundations)

2023

Do not enter social security numbers on this form as it may be made public.

Open to Public Inspection

Department of the Treasury Internal Revenue Service

Go to www.irs.gov/Form990 for instructions and the latest information.

A For the 2023 calendar year, or tax year beginning and ending

B Check if applicable: C Name of organization: THERMOSTAT RECYCLING CORPORATION D Employer identification number: 54-1830284 E Telephone number: 212-297-2105 G Gross receipts \$: 4,278,036. H(a) Is this a group return for subordinates? H(b) Are all subordinates included? I Tax-exempt status: J Website: WWW.THERMOSTAT-RECYCLE.ORG K Form of organization: L Year of formation: 1996 M State of legal domicile: DE

Part I Summary

Table with 3 columns: Description, Prior Year, Current Year. Rows include: 1 Briefly describe the organization's mission... TO PROMOTE THE SAFE COLLECTION AND PROPER DISPOSAL OF MERCURY-CONTAINING THERMOSTATS. 2 Check this box... 3 Number of voting members... 4 Number of independent voting members... 5 Total number of individuals employed... 6 Total number of volunteers... 7a Total unrelated business revenue... 7b Net unrelated business taxable income... 8 Contributions and grants... 9 Program service revenue... 10 Investment income... 11 Other revenue... 12 Total revenue... 13 Grants and similar amounts paid... 14 Benefits paid to or for members... 15 Salaries, other compensation... 16a Professional fundraising fees... 16b Total fundraising expenses... 17 Other expenses... 18 Total expenses... 19 Revenue less expenses... 20 Total assets... 21 Total liabilities... 22 Net assets or fund balances.

Part II Signature Block

Under penalties of perjury, I declare that I have examined this return, including accompanying schedules and statements, and to the best of my knowledge and belief, it is true, correct, and complete. Declaration of preparer (other than officer) is based on all information of which preparer has any knowledge.

Sign Here: Signature of officer DANIELLE MYERS, EXECUTIVE DIRECTOR Date: Paid: Print/Type preparer's name AMY M. GINN, CPA Preparer's signature Date Check if self-employed PTIN P01269593 Preparer Use Only: Firm's name BURDETTE SMITH & BISH LLC Firm's EIN 45-4037800 Firm's address 4114 LEGATO ROAD, 5TH FLOOR FAIRFAX, VA 22033 Phone no. 703-591-5200

May the IRS discuss this return with the preparer shown above? See instructions [X] Yes [] No

Part III Statement of Program Service Accomplishments

Check if Schedule O contains a response or note to any line in this Part III

1 Briefly describe the organization's mission: THE THERMOSTAT RECYCLING CORPORATION (TRC) IS A NON-PROFIT ORGANIZATION THAT FACILITATES AND MANAGES THE COLLECTION AND PROPER DISPOSAL OF MERCURY-CONTAINING THERMOSTATS.

2 Did the organization undertake any significant program services during the year which were not listed on the prior Form 990 or 990-EZ? Yes No

3 Did the organization cease conducting, or make significant changes in how it conducts, any program services? Yes No

4 Describe the organization's program service accomplishments for each of its three largest program services, as measured by expenses.

4a (Code:) (Expenses \$ 2,974,415. including grants of \$) (Revenue \$ 4,274,918.) TRC FACILITATES THE PROPER MANAGEMENT OF WASTE MERCURY THERMOSTATS BY PROVIDING RECYCLING CONTAINERS FOR THE COLLECTION AND TRANSPORT OF WASTE MERCURY THERMOSTATS TO ELIGIBLE COLLECTION SITES IN ALL U.S. STATES EXCEPT ALASKA AND HAWAII. TRC ALSO CONDUCTS AN EDUCATIONAL CAMPAIGN PROMOTING THE PROPER MANAGEMENT OF WASTE MERCURY THERMOSTATS. SINCE TRC'S FOUNDING, TRC HAS COLLECTED OVER 3,000,000 MERCURY-CONTAINING THERMOSTATS WHICH HAS KEPT 14 TONS OF MERCURY OUT OF THE WASTE SYSTEM.

4b (Code:) (Expenses \$ including grants of \$) (Revenue \$)

4c (Code:) (Expenses \$ including grants of \$) (Revenue \$)

4d Other program services (Describe on Schedule O.) (Expenses \$ including grants of \$) (Revenue \$)

4e Total program service expenses 2,974,415.

Part IV Checklist of Required Schedules

Table with 3 columns: Question ID, Question Text, Yes, No. Rows include questions 1 through 21, with sub-questions a-f for questions 11, 12, and 20. 'X' marks are present in the Yes/No columns for various questions.

Part IV Checklist of Required Schedules (continued)

Table with 3 columns: Question ID, Question Text, Yes, No. Rows 22-38. Includes questions about grants, compensation, tax-exempt bonds, excess benefit transactions, and noncash contributions.

Part V Statements Regarding Other IRS Filings and Tax Compliance

Check if Schedule O contains a response or note to any line in this Part V

Table with 3 columns: Question ID, Question Text, Yes, No. Rows 1a, 1b, 1c. Includes questions about Form 1096, Forms W-2G, and backup withholding rules.

Part V Statements Regarding Other IRS Filings and Tax Compliance (continued)

Table with columns for question number, question text, and Yes/No response columns. Includes questions 2a through 17 regarding employee counts, tax returns, gross income, foreign accounts, prohibited transactions, and charitable contributions.

Part VI Governance, Management, and Disclosure. For each "Yes" response to lines 2 through 7b below, and for a "No" response to line 8a, 8b, or 10b below, describe the circumstances, processes, or changes on Schedule O. See instructions.

Check if Schedule O contains a response or note to any line in this Part VI [X]

Section A. Governing Body and Management

Table with 3 columns: Question, Yes, No. Rows include: 1a Enter the number of voting members... 1b Enter the number of voting members included... 2 Did any officer, director, trustee, or key employee have a family relationship... 3 Did the organization delegate control over management duties... 4 Did the organization make any significant changes to its governing documents... 5 Did the organization become aware during the year of a significant diversion of the organization's assets... 6 Did the organization have members or stockholders... 7a Did the organization have members, stockholders, or other persons who had the power to elect or appoint one or more members of the governing body... 7b Are any governance decisions of the organization reserved to (or subject to approval by) members, stockholders, or persons other than the governing body... 8 Did the organization contemporaneously document the meetings held or written actions undertaken during the year by the following: a The governing body? b Each committee with authority to act on behalf of the governing body? 9 Is there any officer, director, trustee, or key employee listed in Part VII, Section A, who cannot be reached at the organization's mailing address? If "Yes," provide the names and addresses on Schedule O

Section B. Policies (This Section B requests information about policies not required by the Internal Revenue Code.)

Table with 3 columns: Question, Yes, No. Rows include: 10a Did the organization have local chapters, branches, or affiliates? 10b If "Yes," did the organization have written policies and procedures governing the activities of such chapters, affiliates, and branches to ensure their operations are consistent with the organization's exempt purposes? 11a Has the organization provided a complete copy of this Form 990 to all members of its governing body before filing the form? 11b Describe on Schedule O the process, if any, used by the organization to review this Form 990. 12a Did the organization have a written conflict of interest policy? If "No," go to line 13 12b Were officers, directors, or trustees, and key employees required to disclose annually interests that could give rise to conflicts? 12c Did the organization regularly and consistently monitor and enforce compliance with the policy? If "Yes," describe on Schedule O how this was done 13 Did the organization have a written whistleblower policy? 14 Did the organization have a written document retention and destruction policy? 15 Did the process for determining compensation of the following persons include a review and approval by independent persons, comparability data, and contemporaneous substantiation of the deliberation and decision? 15a The organization's CEO, Executive Director, or top management official 15b Other officers or key employees of the organization If "Yes" to line 15a or 15b, describe the process on Schedule O. See instructions. 16a Did the organization invest in, contribute assets to, or participate in a joint venture or similar arrangement with a taxable entity during the year? 16b If "Yes," did the organization follow a written policy or procedure requiring the organization to evaluate its participation in joint venture arrangements under applicable federal tax law, and take steps to safeguard the organization's exempt status with respect to such arrangements?

Section C. Disclosure

- 17 List the states with which a copy of this Form 990 is required to be filed CA, MT, IL
18 Section 6104 requires an organization to make its Forms 1023 (1024 or 1024-A, if applicable), 990, and 990-T (section 501(c)(3)s only) available for public inspection. Indicate how you made these available. Check all that apply.
[] Own website [] Another's website [X] Upon request [] Other (explain on Schedule O)
19 Describe on Schedule O whether (and if so, how) the organization made its governing documents, conflict of interest policy, and financial statements available to the public during the tax year.
20 State the name, address, and telephone number of the person who possesses the organization's books and records
DANIELLE MYERS - 267-513-1726
500 OFFICE CENTER DRIVE, STE 400, FORT WASHINGTON, PA 19034

Part VII Compensation of Officers, Directors, Trustees, Key Employees, Highest Compensated Employees, and Independent Contractors

Check if Schedule O contains a response or note to any line in this Part VII

Section A. Officers, Directors, Trustees, Key Employees, and Highest Compensated Employees

1a Complete this table for all persons required to be listed. Report compensation for the calendar year ending with or within the organization's tax year.

- List all of the organization's **current** officers, directors, trustees (whether individuals or organizations), regardless of amount of compensation. Enter -0- in columns (D), (E), and (F) if no compensation was paid.
 - List all of the organization's **current** key employees, if any. See the instructions for definition of "key employee."
 - List the organization's five **current** highest compensated employees (other than an officer, director, trustee, or key employee) who received reportable compensation (box 5 of Form W-2, box 6 of Form 1099-MISC, and/or box 1 of Form 1099-NEC) of more than \$100,000 from the organization and any related organizations.
 - List all of the organization's **former** officers, key employees, and highest compensated employees who received more than \$100,000 of reportable compensation from the organization and any related organizations.
 - List all of the organization's **former directors or trustees** that received, in the capacity as a former director or trustee of the organization, more than \$10,000 of reportable compensation from the organization and any related organizations.
- See the instructions for the order in which to list the persons above.

Check this box if neither the organization nor any related organization compensated any current officer, director, or trustee.

(A) Name and title	(B) Average hours per week (list any hours for related organizations below line)	(C) Position (do not check more than one box, unless person is both an officer and a director/trustee)						(D) Reportable compensation from the organization (W-2/1099-MISC/1099-NEC)	(E) Reportable compensation from related organizations (W-2/1099-MISC/1099-NEC)	(F) Estimated amount of other compensation from the organization and related organizations
		Individual trustee or director	Institutional trustee	Officer	Key employee	Highest compensated employee	Former			
(1) ARNIE MEYER CHAIR	0.25	X		X				0.	0.	0.
(2) CHUCK KETTERER VICE CHAIR	0.25	X		X				0.	0.	0.
(3) BOB JOHNSON TREASURER	0.25	X		X				0.	0.	0.
(4) DANIELLE MYERS OPERATIONS AND COMPLIANCE MANAGER	40.00			X				0.	0.	0.

Part VII Section A. Officers, Directors, Trustees, Key Employees, and Highest Compensated Employees (continued)

Table with 6 main columns: (A) Name and title, (B) Average hours per week, (C) Position, (D) Reportable compensation from the organization, (E) Reportable compensation from related organizations, (F) Estimated amount of other compensation. Includes subtotal rows 1b, 1c, and 1d.

2 Total number of individuals (including but not limited to those listed above) who received more than \$100,000 of reportable compensation from the organization 0

Table with 3 columns: Question number, Yes, No. Contains questions 3, 4, and 5 regarding compensation reporting.

Section B. Independent Contractors

1 Complete this table for your five highest compensated independent contractors that received more than \$100,000 of compensation from the organization. Report compensation for the calendar year ending with or within the organization's tax year.

Table with 3 columns: (A) Name and business address, (B) Description of services, (C) Compensation. Lists contractors like PCA PRODUCT STEWARDSHIP INC., KELLEN COMPANY, STATE OF CA DEPARTMENT OF TOXIC SUBSTANCES, and VEOLIA ES TECHNICAL SOLUTIONS LLC.

2 Total number of independent contractors (including but not limited to those listed above) who received more than \$100,000 of compensation from the organization 4

Part VIII Statement of Revenue

Check if Schedule O contains a response or note to any line in this Part VIII

			(A)	(B)	(C)	(D)	
			Total revenue	Related or exempt function revenue	Unrelated business revenue	Revenue excluded from tax under sections 512 - 514	
Contributions, Gifts, Grants and Other Similar Amounts	1 a	Federated campaigns	1a				
	b	Membership dues	1b				
	c	Fundraising events	1c				
	d	Related organizations	1d				
	e	Government grants (contributions)	1e				
	f	All other contributions, gifts, grants, and similar amounts not included above ...	1f				
	g	Noncash contributions included in lines 1a-1f	1g	\$			
	h	Total. Add lines 1a-1f					
Program Service Revenue	2 a	MEMBERSHIP DUES	Business Code				
			900099	2,214,918.	2,214,918.		
	b	MEMBERS ADDITIONAL ASS	900099	1,900,000.	1,900,000.		
	c	GOVERNMENT AFFAIRS	900099	160,000.	160,000.		
	d						
	e						
	f	All other program service revenue					
g	Total. Add lines 2a-2f		4,274,918.				
Other Revenue	3	Investment income (including dividends, interest, and other similar amounts)		3,118.		3,118.	
	4	Income from investment of tax-exempt bond proceeds					
	5	Royalties					
	6 a	Gross rents	6a	(i) Real			
				(ii) Personal			
	b	Less: rental expenses ...	6b				
	c	Rental income or (loss)	6c				
	d	Net rental income or (loss)					
	7 a	Gross amount from sales of assets other than inventory	7a	(i) Securities			
				(ii) Other			
	b	Less: cost or other basis and sales expenses	7b				
	c	Gain or (loss)	7c				
	d	Net gain or (loss)					
8 a	Gross income from fundraising events (not including \$ _____ of contributions reported on line 1c). See Part IV, line 18	8a					
b	Less: direct expenses	8b					
c	Net income or (loss) from fundraising events						
9 a	Gross income from gaming activities. See Part IV, line 19	9a					
b	Less: direct expenses	9b					
c	Net income or (loss) from gaming activities						
10 a	Gross sales of inventory, less returns and allowances	10a					
b	Less: cost of goods sold	10b					
c	Net income or (loss) from sales of inventory						
Miscellaneous Revenue	11 a		Business Code				
	b						
	c						
	d	All other revenue					
	e	Total. Add lines 11a-11d					
12	Total revenue. See instructions		4,278,036.	4,274,918.	0.	3,118.	

Part IX Statement of Functional Expenses

Section 501(c)(3) and 501(c)(4) organizations must complete all columns. All other organizations must complete column (A).

Check if Schedule O contains a response or note to any line in this Part IX

Do not include amounts reported on lines 6b, 7b, 8b, 9b, and 10b of Part VIII.	(A) Total expenses	(B) Program service expenses	(C) Management and general expenses	(D) Fundraising expenses
1 Grants and other assistance to domestic organizations and domestic governments. See Part IV, line 21 ...				
2 Grants and other assistance to domestic individuals. See Part IV, line 22				
3 Grants and other assistance to foreign organizations, foreign governments, and foreign individuals. See Part IV, lines 15 and 16				
4 Benefits paid to or for members				
5 Compensation of current officers, directors, trustees, and key employees				
6 Compensation not included above to disqualified persons (as defined under section 4958(f)(1)) and persons described in section 4958(c)(3)(B)				
7 Other salaries and wages				
8 Pension plan accruals and contributions (include section 401(k) and 403(b) employer contributions)				
9 Other employee benefits				
10 Payroll taxes				
11 Fees for services (nonemployees):				
a Management	451,439.			
b Legal	520.			
c Accounting	19,500.			
d Lobbying				
e Professional fundraising services. See Part IV, line 17				
f Investment management fees				
g Other. (If line 11g amount exceeds 10% of line 25, column (A), amount, list line 11g expenses on Sch O.)	111,849.			
12 Advertising and promotion	250,276.			
13 Office expenses	28,947.			
14 Information technology	50,107.			
15 Royalties				
16 Occupancy	2,294.			
17 Travel	25,343.			
18 Payments of travel or entertainment expenses for any federal, state, or local public officials ...				
19 Conferences, conventions, and meetings				
20 Interest				
21 Payments to affiliates				
22 Depreciation, depletion, and amortization	40,325.			
23 Insurance	27,608.			
24 Other expenses. Itemize expenses not covered above. (List miscellaneous expenses on line 24e. If line 24e amount exceeds 10% of line 25, column (A), amount, list line 24e expenses on Schedule O.)				
a CA MERCURY THERMOSTAT C	1,600,000.			
b RECYCLING SERVICES	398,862.			
c BAD DEBT	36,257.			
d SPONSORSHIPS AND MEMBER	29,210.			
e All other expenses	18,241.			
25 Total functional expenses. Add lines 1 through 24e	3,090,778.			
26 Joint costs. Complete this line only if the organization reported in column (B) joint costs from a combined educational campaign and fundraising solicitation. Check here <input type="checkbox"/> if following SOP 98-2 (ASC 958-720)				

Part X Balance Sheet

Check if Schedule O contains a response or note to any line in this Part X

		(A) Beginning of year		(B) End of year
Assets	1 Cash - non-interest-bearing	3,371,937.	1	4,062,199.
	2 Savings and temporary cash investments	251,061.	2	253,584.
	3 Pledges and grants receivable, net		3	
	4 Accounts receivable, net	34,020.	4	673,847.
	5 Loans and other receivables from any current or former officer, director, trustee, key employee, creator or founder, substantial contributor, or 35% controlled entity or family member of any of these persons		5	
	6 Loans and other receivables from other disqualified persons (as defined under section 4958(f)(1)), and persons described in section 4958(c)(3)(B)		6	
	7 Notes and loans receivable, net		7	
	8 Inventories for sale or use		8	
	9 Prepaid expenses and deferred charges	22,164.	9	22,762.
	10a Land, buildings, and equipment: cost or other basis. Complete Part VI of Schedule D	10a		
	b Less: accumulated depreciation	10b		10c
	11 Investments - publicly traded securities		11	
	12 Investments - other securities. See Part IV, line 11		12	
	13 Investments - program-related. See Part IV, line 11		13	
	14 Intangible assets	42,410.	14	2,085.
	15 Other assets. See Part IV, line 11	414,281.	15	300,866.
16 Total assets. Add lines 1 through 15 (must equal line 33)	4,135,873.	16	5,315,343.	
Liabilities	17 Accounts payable and accrued expenses	91,070.	17	170,000.
	18 Grants payable		18	
	19 Deferred revenue	1,255,337.	19	1,168,619.
	20 Tax-exempt bond liabilities		20	
	21 Escrow or custodial account liability. Complete Part IV of Schedule D		21	
	22 Loans and other payables to any current or former officer, director, trustee, key employee, creator or founder, substantial contributor, or 35% controlled entity or family member of any of these persons		22	
	23 Secured mortgages and notes payable to unrelated third parties		23	
	24 Unsecured notes and loans payable to unrelated third parties		24	
	25 Other liabilities (including federal income tax, payables to related third parties, and other liabilities not included on lines 17-24). Complete Part X of Schedule D		25	
	26 Total liabilities. Add lines 17 through 25	1,346,407.	26	1,338,619.
Net Assets or Fund Balances	Organizations that follow FASB ASC 958, check here <input checked="" type="checkbox"/> and complete lines 27, 28, 32, and 33.			
	27 Net assets without donor restrictions	2,389,466.	27	3,976,724.
	28 Net assets with donor restrictions	400,000.	28	0.
	Organizations that do not follow FASB ASC 958, check here <input type="checkbox"/> and complete lines 29 through 33.			
	29 Capital stock or trust principal, or current funds		29	
	30 Paid-in or capital surplus, or land, building, or equipment fund		30	
	31 Retained earnings, endowment, accumulated income, or other funds		31	
	32 Total net assets or fund balances	2,789,466.	32	3,976,724.
	33 Total liabilities and net assets/fund balances	4,135,873.	33	5,315,343.

Part XI Reconciliation of Net Assets

Check if Schedule O contains a response or note to any line in this Part XI

1	Total revenue (must equal Part VIII, column (A), line 12)	1	4,278,036.
2	Total expenses (must equal Part IX, column (A), line 25)	2	3,090,778.
3	Revenue less expenses. Subtract line 2 from line 1	3	1,187,258.
4	Net assets or fund balances at beginning of year (must equal Part X, line 32, column (A))	4	2,789,466.
5	Net unrealized gains (losses) on investments	5	
6	Donated services and use of facilities	6	
7	Investment expenses	7	
8	Prior period adjustments	8	
9	Other changes in net assets or fund balances (explain on Schedule O)	9	0.
10	Net assets or fund balances at end of year. Combine lines 3 through 9 (must equal Part X, line 32, column (B))	10	3,976,724.

Part XII Financial Statements and Reporting

Check if Schedule O contains a response or note to any line in this Part XII

		Yes	No
1	Accounting method used to prepare the Form 990: <input type="checkbox"/> Cash <input checked="" type="checkbox"/> Accrual <input type="checkbox"/> Other _____ If the organization changed its method of accounting from a prior year or checked "Other," explain on Schedule O.		
2a	Were the organization's financial statements compiled or reviewed by an independent accountant? _____ If "Yes," check a box below to indicate whether the financial statements for the year were compiled or reviewed on a separate basis, consolidated basis, or both: <input type="checkbox"/> Separate basis <input type="checkbox"/> Consolidated basis <input type="checkbox"/> Both consolidated and separate basis		X
b	Were the organization's financial statements audited by an independent accountant? _____ If "Yes," check a box below to indicate whether the financial statements for the year were audited on a separate basis, consolidated basis, or both: <input checked="" type="checkbox"/> Separate basis <input type="checkbox"/> Consolidated basis <input type="checkbox"/> Both consolidated and separate basis	X	
c	If "Yes" to line 2a or 2b, does the organization have a committee that assumes responsibility for oversight of the audit, review, or compilation of its financial statements and selection of an independent accountant? _____ If the organization changed either its oversight process or selection process during the tax year, explain on Schedule O.	X	
3a	As a result of a federal award, was the organization required to undergo an audit or audits as set forth in the Uniform Guidance, 2 C.F.R. Part 200, Subpart F? _____		X
b	If "Yes," did the organization undergo the required audit or audits? If the organization did not undergo the required audit or audits, explain why on Schedule O and describe any steps taken to undergo such audits _____		

Form 990 (2023)

SCHEDULE C
(Form 990)

Political Campaign and Lobbying Activities

OMB No. 1545-0047

2023

Open to Public Inspection

Department of the Treasury
Internal Revenue Service

For Organizations Exempt From Income Tax Under Section 501(c) and Section 527
Complete if the organization is described below. Attach to Form 990 or Form 990-EZ.
Go to www.irs.gov/Form990 for instructions and the latest information.

If the organization answered "Yes" on Form 990, Part IV, line 3, or Form 990-EZ, Part V, line 46 (Political Campaign Activities), then:

- Section 501(c)(3) organizations: Complete Parts I-A and B. Do not complete Part I-C.
Section 501(c) (other than section 501(c)(3)) organizations: Complete Parts I-A and C below. Do not complete Part I-B.
Section 527 organizations: Complete Part I-A only.

If the organization answered "Yes" on Form 990, Part IV, line 4, or Form 990-EZ, Part VI, line 47 (Lobbying Activities), then:

- Section 501(c)(3) organizations that have filed Form 5768 (election under section 501(h)): Complete Part II-A. Do not complete Part II-B.
Section 501(c)(3) organizations that have NOT filed Form 5768 (election under section 501(h)): Complete Part II-B. Do not complete Part II-A.

If the organization answered "Yes" on Form 990, Part IV, line 5 (Proxy Tax) (see separate instructions) or Form 990-EZ, Part V, line 35c (Proxy Tax) (see separate instructions), then:

- Section 501(c)(4), (5), or (6) organizations: Complete Part III.

Table with 2 columns: Name of organization (THERMOSTAT RECYCLING CORPORATION) and Employer identification number (54-1830284)

Part I-A Complete if the organization is exempt under section 501(c) or is a section 527 organization.

- 1 Provide a description of the organization's direct and indirect political campaign activities in Part IV.
2 Political campaign activity expenditures \$
3 Volunteer hours for political campaign activities

Part I-B Complete if the organization is exempt under section 501(c)(3).

- 1 Enter the amount of any excise tax incurred by the organization under section 4955 \$
2 Enter the amount of any excise tax incurred by organization managers under section 4955 \$
3 If the organization incurred a section 4955 tax, did it file Form 4720 for this year? Yes No
4a Was a correction made? Yes No
b If "Yes," describe in Part IV.

Part I-C Complete if the organization is exempt under section 501(c), except section 501(c)(3).

- 1 Enter the amount directly expended by the filing organization for section 527 exempt function activities \$
2 Enter the amount of the filing organization's funds contributed to other organizations for section 527 exempt function activities \$
3 Total exempt function expenditures. Add lines 1 and 2. Enter here and on Form 1120-POL, line 17b \$
4 Did the filing organization file Form 1120-POL for this year? Yes No
5 Enter the names, addresses, and employer identification number (EIN) of all section 527 political organizations to which the filing organization made payments. For each organization listed, enter the amount paid from the filing organization's funds. Also enter the amount of political contributions received that were promptly and directly delivered to a separate political organization, such as a separate segregated fund or a political action committee (PAC). If additional space is needed, provide information in Part IV.

Table with 5 columns: (a) Name, (b) Address, (c) EIN, (d) Amount paid from filing organization's funds, (e) Amount of political contributions received and promptly and directly delivered to a separate political organization.

For Paperwork Reduction Act Notice, see the Instructions for Form 990 or 990-EZ.

Schedule C (Form 990) 2023

Part II-A Complete if the organization is exempt under section 501(c)(3) and filed Form 5768 (election under section 501(h)).

- A Check if the filing organization belongs to an affiliated group (and list in Part IV each affiliated group member's name, address, EIN, expenses, and share of excess lobbying expenditures).
- B Check if the filing organization checked box A and "limited control" provisions apply.

Limits on Lobbying Expenditures (The term "expenditures" means amounts paid or incurred.)	(a) Filing organization's totals	(b) Affiliated group totals												
1a Total lobbying expenditures to influence public opinion (grassroots lobbying)														
b Total lobbying expenditures to influence a legislative body (direct lobbying)														
c Total lobbying expenditures (add lines 1a and 1b)														
d Other exempt purpose expenditures														
e Total exempt purpose expenditures (add lines 1c and 1d)														
f Lobbying nontaxable amount. Enter the amount from the following table in both columns.														
<table border="1" style="width: 100%; border-collapse: collapse;"> <thead> <tr> <th style="width: 30%;">If the amount on line 1e, column (a) or (b) is:</th> <th style="width: 70%;">The lobbying nontaxable amount is:</th> </tr> </thead> <tbody> <tr> <td>not over \$500,000,</td> <td>20% of the amount on line 1e.</td> </tr> <tr> <td>over \$500,000 but not over \$1,000,000,</td> <td>\$100,000 plus 15% of the excess over \$500,000.</td> </tr> <tr> <td>over \$1,000,000 but not over \$1,500,000,</td> <td>\$175,000 plus 10% of the excess over \$1,000,000.</td> </tr> <tr> <td>over \$1,500,000 but not over \$17,000,000,</td> <td>\$225,000 plus 5% of the excess over \$1,500,000.</td> </tr> <tr> <td>over \$17,000,000,</td> <td>\$1,000,000.</td> </tr> </tbody> </table>	If the amount on line 1e, column (a) or (b) is:	The lobbying nontaxable amount is:	not over \$500,000,	20% of the amount on line 1e.	over \$500,000 but not over \$1,000,000,	\$100,000 plus 15% of the excess over \$500,000.	over \$1,000,000 but not over \$1,500,000,	\$175,000 plus 10% of the excess over \$1,000,000.	over \$1,500,000 but not over \$17,000,000,	\$225,000 plus 5% of the excess over \$1,500,000.	over \$17,000,000,	\$1,000,000.		
If the amount on line 1e, column (a) or (b) is:	The lobbying nontaxable amount is:													
not over \$500,000,	20% of the amount on line 1e.													
over \$500,000 but not over \$1,000,000,	\$100,000 plus 15% of the excess over \$500,000.													
over \$1,000,000 but not over \$1,500,000,	\$175,000 plus 10% of the excess over \$1,000,000.													
over \$1,500,000 but not over \$17,000,000,	\$225,000 plus 5% of the excess over \$1,500,000.													
over \$17,000,000,	\$1,000,000.													
g Grassroots nontaxable amount (enter 25% of line 1f)														
h Subtract line 1g from line 1a. If zero or less, enter -0-														
i Subtract line 1f from line 1c. If zero or less, enter -0-														
j If there is an amount other than zero on either line 1h or line 1i, did the organization file Form 4720 reporting section 4911 tax for this year?	<input type="checkbox"/> Yes	<input type="checkbox"/> No												

4-Year Averaging Period Under Section 501(h)
(Some organizations that made a section 501(h) election do not have to complete all of the five columns below. See the separate instructions for lines 2a through 2f.)

Lobbying Expenditures During 4-Year Averaging Period					
Calendar year (or fiscal year beginning in)	(a) 2020	(b) 2021	(c) 2022	(d) 2023	(e) Total
2a Lobbying nontaxable amount					
b Lobbying ceiling amount (150% of line 2a, column(e))					
c Total lobbying expenditures					
d Grassroots nontaxable amount					
e Grassroots ceiling amount (150% of line 2d, column (e))					
f Grassroots lobbying expenditures					

Part II-B Complete if the organization is exempt under section 501(c)(3) and has NOT filed Form 5768 (election under section 501(h)).

Table with 3 main columns: (a) Yes, (a) No, (b) Amount. Rows include questions about lobbying activities like volunteers, paid staff, media, mailings, etc.

Part III-A Complete if the organization is exempt under section 501(c)(4), section 501(c)(5), or section 501(c)(6).

Table with 3 columns: Question, Yes, No. Rows include questions about dues, lobbying expenditures, and carryover.

Part III-B Complete if the organization is exempt under section 501(c)(4), section 501(c)(5), or section 501(c)(6) and if either (a) BOTH Part III-A, lines 1 and 2, are answered "No" OR (b) Part III-A, line 3, is answered "Yes."

Table with 2 main columns: Question, Amount. Rows include questions about dues, section 162(e) expenditures, and carryover.

Part IV Supplemental Information

Provide the descriptions required for Part I-A, line 1; Part I-B, line 4; Part I-C, line 5; Part II-A (affiliated group list); Part II-A, lines 1 and 2 (see instructions); and Part II-B, line 1. Also, complete this part for any additional information.

Blank lines for providing supplemental information as required by the instructions.

SCHEDULE D (Form 990)

Department of the Treasury Internal Revenue Service

Supplemental Financial Statements

Complete if the organization answered "Yes" on Form 990, Part IV, line 6, 7, 8, 9, 10, 11a, 11b, 11c, 11d, 11e, 11f, 12a, or 12b. Attach to Form 990.

Go to www.irs.gov/Form990 for instructions and the latest information.

OMB No. 1545-0047

2023

Open to Public Inspection

Name of the organization THERMOSTAT RECYCLING CORPORATION Employer identification number 54-1830284

Part I Organizations Maintaining Donor Advised Funds or Other Similar Funds or Accounts. Complete if the organization answered "Yes" on Form 990, Part IV, line 6.

Table with 3 columns: Question, (a) Donor advised funds, (b) Funds and other accounts. Rows include total number at end of year, aggregate value of contributions, grants, and end of year, and two yes/no questions regarding donor property and grant fund usage.

Part II Conservation Easements. Complete if the organization answered "Yes" on Form 990, Part IV, line 7.

Table with 3 columns: Question, (a) Donor advised funds, (b) Funds and other accounts. Rows include purpose(s) of conservation easements, a table for lines 2a-2d (Total number, acreage, certified historic structures, and others), and several yes/no questions regarding monitoring, expenses, and reporting.

Part III Organizations Maintaining Collections of Art, Historical Treasures, or Other Similar Assets. Complete if the organization answered "Yes" on Form 990, Part IV, line 8.

Table with 3 columns: Question, (a) Donor advised funds, (b) Funds and other accounts. Rows include questions about reporting art and historical treasures, and a table for revenue and assets included in Form 990.

LHA For Paperwork Reduction Act Notice, see the Instructions for Form 990. Schedule D (Form 990) 2023

Part III Organizations Maintaining Collections of Art, Historical Treasures, or Other Similar Assets (continued)

- 3 Using the organization's acquisition, accession, and other records, check any of the following that make significant use of its collection items (check all that apply).
a Public exhibition
b Scholarly research
c Preservation for future generations
d Loan or exchange program
e Other
4 Provide a description of the organization's collections and explain how they further the organization's exempt purpose in Part XIII.
5 During the year, did the organization solicit or receive donations of art, historical treasures, or other similar assets to be sold to raise funds rather than to be maintained as part of the organization's collection?

Part IV Escrow and Custodial Arrangements Complete if the organization answered "Yes" on Form 990, Part IV, line 9, or reported an amount on Form 990, Part X, line 21.

- 1a Is the organization an agent, trustee, custodian, or other intermediary for contributions or other assets not included on Form 990, Part X?
b If "Yes," explain the arrangement in Part XIII and complete the following table:
Table with columns: Amount, 1c Beginning balance, 1d Additions during the year, 1e Distributions during the year, 1f Ending balance
2a Did the organization include an amount on Form 990, Part X, line 21, for escrow or custodial account liability?
b If "Yes," explain the arrangement in Part XIII. Check here if the explanation has been provided in Part XIII

Part V Endowment Funds Complete if the organization answered "Yes" on Form 990, Part IV, line 10.

Table with 6 columns: (a) Current year, (b) Prior year, (c) Two years back, (d) Three years back, (e) Four years back. Rows include: 1a Beginning of year balance, b Contributions, c Net investment earnings, gains, and losses, d Grants or scholarships, e Other expenditures for facilities and programs, f Administrative expenses, g End of year balance.

- 2 Provide the estimated percentage of the current year end balance (line 1g, column (a)) held as:
a Board designated or quasi-endowment %
b Permanent endowment %
c Term endowment %
The percentages on lines 2a, 2b, and 2c should equal 100%.
3a Are there endowment funds not in the possession of the organization that are held and administered for the organization by:
(i) Unrelated organizations?
(ii) Related organizations?
b If "Yes" on line 3a(ii), are the related organizations listed as required on Schedule R?
4 Describe in Part XIII the intended uses of the organization's endowment funds.

Part VI Land, Buildings, and Equipment Complete if the organization answered "Yes" on Form 990, Part IV, line 11a. See Form 990, Part X, line 10.

Table with 5 columns: (a) Cost or other basis (investment), (b) Cost or other basis (other), (c) Accumulated depreciation, (d) Book value. Rows include: 1a Land, b Buildings, c Leasehold improvements, d Equipment, e Other.

Total. Add lines 1a through 1e. (Column (d) must equal Form 990, Part X, line 10c, column (B)) 0.

Part VII Investments - Other Securities

Complete if the organization answered "Yes" on Form 990, Part IV, line 11b. See Form 990, Part X, line 12.

(a) Description of security or category (including name of security)	(b) Book value	(c) Method of valuation: Cost or end-of-year market value
(1) Financial derivatives		
(2) Closely held equity interests		
(3) Other		
(A)		
(B)		
(C)		
(D)		
(E)		
(F)		
(G)		
(H)		
Total. (Col. (b) must equal Form 990, Part X, line 12, col. (B))		

Part VIII Investments - Program Related.

Complete if the organization answered "Yes" on Form 990, Part IV, line 11c. See Form 990, Part X, line 13.

(a) Description of investment	(b) Book value	(c) Method of valuation: Cost or end-of-year market value
(1)		
(2)		
(3)		
(4)		
(5)		
(6)		
(7)		
(8)		
(9)		
Total. (Col. (b) must equal Form 990, Part X, line 13, col. (B))		

Part IX Other Assets

Complete if the organization answered "Yes" on Form 990, Part IV, line 11d. See Form 990, Part X, line 15.

(a) Description	(b) Book value
(1) RESERVE FUND DEPOSIT	2,000.
(2) DUE FROM MEMBERS FOR THE CALORNIA MERCURY THERMOSTAT	
(3) COLLECTION ACT OF 2021	298,866.
(4)	
(5)	
(6)	
(7)	
(8)	
(9)	
Total. (Column (b) must equal Form 990, Part X, line 15, col. (B))	300,866.

Part X Other Liabilities

Complete if the organization answered "Yes" on Form 990, Part IV, line 11e or 11f. See Form 990, Part X, line 25.

1. (a) Description of liability	(b) Book value
(1) Federal income taxes	
(2)	
(3)	
(4)	
(5)	
(6)	
(7)	
(8)	
(9)	
Total. (Column (b) must equal Form 990, Part X, line 25, col. (B))	

2. Liability for uncertain tax positions. In Part XIII, provide the text of the footnote to the organization's financial statements that reports the organization's liability for uncertain tax positions under FASB ASC 740. Check here if the text of the footnote has been provided in Part XIII ...

Part XI Reconciliation of Revenue per Audited Financial Statements With Revenue per Return

Complete if the organization answered "Yes" on Form 990, Part IV, line 12a.

1	Total revenue, gains, and other support per audited financial statements	1	4,278,036.
2	Amounts included on line 1 but not on Form 990, Part VIII, line 12:		
a	Net unrealized gains (losses) on investments	2a	
b	Donated services and use of facilities	2b	
c	Recoveries of prior year grants	2c	
d	Other (Describe in Part XIII.)	2d	
e	Add lines 2a through 2d	2e	0.
3	Subtract line 2e from line 1	3	4,278,036.
4	Amounts included on Form 990, Part VIII, line 12, but not on line 1:		
a	Investment expenses not included on Form 990, Part VIII, line 7b	4a	
b	Other (Describe in Part XIII.)	4b	
c	Add lines 4a and 4b	4c	0.
5	Total revenue. Add lines 3 and 4c . (This must equal Form 990, Part I, line 12.)	5	4,278,036.

Part XII Reconciliation of Expenses per Audited Financial Statements With Expenses per Return

Complete if the organization answered "Yes" on Form 990, Part IV, line 12a.

1	Total expenses and losses per audited financial statements	1	3,090,778.
2	Amounts included on line 1 but not on Form 990, Part IX, line 25:		
a	Donated services and use of facilities	2a	
b	Prior year adjustments	2b	
c	Other losses	2c	
d	Other (Describe in Part XIII.)	2d	
e	Add lines 2a through 2d	2e	0.
3	Subtract line 2e from line 1	3	3,090,778.
4	Amounts included on Form 990, Part IX, line 25, but not on line 1:		
a	Investment expenses not included on Form 990, Part VIII, line 7b	4a	
b	Other (Describe in Part XIII.)	4b	
c	Add lines 4a and 4b	4c	0.
5	Total expenses. Add lines 3 and 4c . (This must equal Form 990, Part I, line 18.)	5	3,090,778.

Part XIII Supplemental Information

Provide the descriptions required for Part II, lines 3, 5, and 9; Part III, lines 1a and 4; Part IV, lines 1b and 2b; Part V, line 4; Part X, line 2; Part XI, lines 2d and 4b; and Part XII, lines 2d and 4b. Also complete this part to provide any additional information.

PART X, LINE 2:

TRC IS EXEMPT FROM INCOME TAXES ON ITS EXEMPT ACTIVITIES UNDER SECTION 501 (C) (6) OF THE INTERNAL REVENUE CODE. TRC FOLLOWS ACCOUNTING STANDARDS FOR DEALING WITH UNCERTAINTY IN ACCOUNTING FOR INCOME TAX PROVISIONS. TRC HAS DETERMINED THAT IT DOES NOT HAVE ANY MATERIAL UNRECOGNIZED TAX BENEFITS OR OBLIGATIONS AS OF DECEMBER 31, 2023. YEARS ENDING ON OR AFTER DECEMBER 31, 2020 REMAIN SUBJECT TO EXAMINATION BY FEDERAL AND STATE TAX AUTHORITIES.

**SCHEDULE O
(Form 990)**

Department of the Treasury
Internal Revenue Service

Supplemental Information to Form 990 or 990-EZ

Complete to provide information for responses to specific questions on
Form 990 or 990-EZ or to provide any additional information.
Attach to Form 990 or Form 990-EZ.
Go to www.irs.gov/Form990 for the latest information.

OMB No. 1545-0047

2023

Open to Public
Inspection

Name of the organization

THERMOSTAT RECYCLING CORPORATION

Employer identification number

54-1830284

FORM 990, PART VI, SECTION A, LINE 3:

THE ASSOCIATION APPOINTED KELLEN MANAGEMENT AS ITS AGENT TO CONDUCT THE
MANAGEMENT OF THE ASSOCIATION IN ALL ASPECTS TO INCLUDE GENERAL ACTIVITIES,
BOARD AND COMMITTEE SUPPORT, FINANCIAL MANAGEMENT, TECHNOLOGY AND WEBSITE
MANAGEMENT, MARKETING AND COMMUNICATIONS, PROGRAM MANAGEMENT, AND
REGULATORY COMPLIANCE.

FORM 990, PART VI, SECTION A, LINE 6:

INITIAL MEMBERS OF THIS CORPORATION SHALL BE WHITE-RODGERS CORPORATION AND
HONEYWELL INC. EACH SUCH CORPORATION SHALL BE DEEMED AN ORIGINAL MEMBER OF
THE CORPORATION, AND ALL CORPORATIONS MAY BE REFERRED TO COLLECTIVELY IN
THE BY-LAWS AS THE ORIGINAL MEMBERS.

FROM TIME TO TIME, THE BOARD OF DIRECTORS MAY INVITE OTHER THERMOSTAT
MANUFACTURERS TO PARTICIPATE AS MEMBERS IN THE CORPORATION. SUCH A
CORPORATION SHALL BECOME A MEMBER ONLY UPON PAYMENT OF FEES AS PROVIDED
UNDER ARTICLE VII OF THE BY-LAWS.

FORM 990, PART VI, SECTION A, LINE 7A:

THERE SHALL BE A NOMINATING COMMITTEE OF THE BOARD OF DIRECTORS, WHICH
SHALL CONSIST OF THREE DIRECTORS, ALL OF WHOM ARE EMPLOYED BY ORIGINAL
MEMBERS. ONE MONTH PRIOR TO THE ANNUAL MEETING OF THE CORPORATION, THE
NOMINATING COMMITTEE SHALL APPROVE A SLATE OF NOMINEES MEETING THE
QUALIFICATIONS SET FORTH IN SECTION 2 TO BE SUBMITTED TO THE MEMBERS FOR
ELECTION AT THE ANNUAL MEETING.

Name of the organization THERMOSTAT RECYCLING CORPORATION	Employer identification number 54-1830284
--	--

FORM 990, PART VI, SECTION B, LINE 11B:

A COPY OF FORM 990 IS PROVIDED TO ALL GOVERNING MEMBERS BEFORE IT IS FILED.
 A REASONABLE AMOUNT OF TIME IS ALLOWED FOR THE GOVERNING MEMBERS TO REVIEW
 THE FORM 990 AND PROVIDE COMMENTS.

FORM 990, PART VI, SECTION C, LINE 19:

TRC MAKES ITS GOVERNING DOCUMENTS, CONFLICT OF INTEREST POLICY, AND
 FINANCIAL STATEMENTS AVAILABLE TO THE PUBLIC UPON REQUEST (VIA E-MAIL OR
 MAIL).

FORM 990, PART XII, LINE 2C

THE PROCESS HAS NOT CHANGED FROM THE PRIOR YEAR. THE BOARD OF
 DIRECTORS ASSUME OVERSIGHT RESPONSIBILITY FOR THE AUDIT.

2023 DEPRECIATION AND AMORTIZATION REPORT

FORM 990 PAGE 10

990

Asset No.	Description	Date Acquired	Method	Life	Conv	Line No.	Unadjusted Cost Or Basis	Bus % Excl	Section 179 Expense	* Reduction In Basis	Basis For Depreciation	Beginning Accumulated Depreciation	Current Sec 179 Expense	Current Year Deduction	Ending Accumulated Depreciation
10	FIRST PIER	01/01/19		60M		HY43	159,960.				159,960.	127,968.		31,992.	159,960.
11	WEBSITE	04/01/21		36M		HY43	25,000.				25,000.	14,583.		8,333.	22,916.
	* TOTAL 990 PAGE 10 DEPR & AMORT						184,960.				184,960.	142,551.		40,325.	182,876.

Department of the Treasury
Internal Revenue Service

Go to www.irs.gov/Form4562 for instructions and the latest information.

Attach to your tax return.

Name(s) shown on return

Business or activity to which this form relates

Identifying number

THERMOSTAT RECYCLING CORPORATION

FORM 990 PAGE 10

54-1830284

Part I Election To Expense Certain Property Under Section 179 Note: If you have any listed property, complete Part V before you complete Part I.

1 Maximum amount (see instructions)	1	1,160,000.
2 Total cost of section 179 property placed in service (see instructions)	2	
3 Threshold cost of section 179 property before reduction in limitation	3	2,890,000.
4 Reduction in limitation. Subtract line 3 from line 2. If zero or less, enter -0-	4	
5 Dollar limitation for tax year. Subtract line 4 from line 1. If zero or less, enter -0-. If married filing separately, see instructions	5	
6 (a) Description of property	(b) Cost (business use only)	(c) Elected cost
7 Listed property. Enter the amount from line 29	7	
8 Total elected cost of section 179 property. Add amounts in column (c), lines 6 and 7	8	
9 Tentative deduction. Enter the smaller of line 5 or line 8	9	
10 Carryover of disallowed deduction from line 13 of your 2022 Form 4562	10	
11 Business income limitation. Enter the smaller of business income (not less than zero) or line 5	11	
12 Section 179 expense deduction. Add lines 9 and 10, but don't enter more than line 11	12	
13 Carryover of disallowed deduction to 2024. Add lines 9 and 10, less line 12	13	

Note: Don't use Part II or Part III below for listed property. Instead, use Part V.

Part II Special Depreciation Allowance and Other Depreciation (Don't include listed property.)

14 Special depreciation allowance for qualified property (other than listed property) placed in service during the tax year	14	
15 Property subject to section 168(f)(1) election	15	
16 Other depreciation (including ACRS)	16	

Part III MACRS Depreciation (Don't include listed property. See instructions.)

Section A

17 MACRS deductions for assets placed in service in tax years beginning before 2023	17	
18 If you are electing to group any assets placed in service during the tax year into one or more general asset accounts, check here <input type="checkbox"/>		

Section B - Assets Placed in Service During 2023 Tax Year Using the General Depreciation System

(a) Classification of property	(b) Month and year placed in service	(c) Basis for depreciation (business/investment use only - see instructions)	(d) Recovery period	(e) Convention	(f) Method	(g) Depreciation deduction
19a 3-year property						
b 5-year property						
c 7-year property						
d 10-year property						
e 15-year property						
f 20-year property						
g 25-year property			25 yrs.		S/L	
h Residential rental property	/		27.5 yrs.	MM	S/L	
	/		27.5 yrs.	MM	S/L	
i Nonresidential real property	/		39 yrs.	MM	S/L	
	/			MM	S/L	

Section C - Assets Placed in Service During 2023 Tax Year Using the Alternative Depreciation System

20a Class life					S/L	
b 12-year			12 yrs.		S/L	
c 30-year	/		30 yrs.	MM	S/L	
d 40-year	/		40 yrs.	MM	S/L	

Part IV Summary (See instructions.)

21 Listed property. Enter amount from line 28	21	
22 Total. Add amounts from line 12, lines 14 through 17, lines 19 and 20 in column (g), and line 21. Enter here and on the appropriate lines of your return. Partnerships and S corporations - see instr.	22	0.
23 For assets shown above and placed in service during the current year, enter the portion of the basis attributable to section 263A costs	23	

Part V Listed Property (Include automobiles, certain other vehicles, certain aircraft, and property used for entertainment, recreation, or amusement.)

Note: For any vehicle for which you are using the standard mileage rate or deducting lease expense, complete only 24a, 24b, columns (a) through (c) of Section A, all of Section B, and Section C if applicable.

Section A - Depreciation and Other Information (Caution: See the instructions for limits for passenger automobiles.)

24a Do you have evidence to support the business/investment use claimed? Yes No 24b If "Yes," is the evidence written? Yes No

Table with 9 columns: (a) Type of property, (b) Date placed in service, (c) Business/investment use percentage, (d) Cost or other basis, (e) Basis for depreciation, (f) Recovery period, (g) Method/Convention, (h) Depreciation deduction, (i) Elected section 179 cost.

25 Special depreciation allowance for qualified listed property placed in service during the tax year and used more than 50% in a qualified business use 25

26 Property used more than 50% in a qualified business use: Table with 9 columns for property details and percentages.

27 Property used 50% or less in a qualified business use: Table with 9 columns for property details and percentages.

28 Add amounts in column (h), lines 25 through 27. Enter here and on line 21, page 1 28

29 Add amounts in column (i), line 26. Enter here and on line 7, page 1 29

Section B - Information on Use of Vehicles

Complete this section for vehicles used by a sole proprietor, partner, or other "more than 5% owner," or related person. If you provided vehicles to your employees, first answer the questions in Section C to see if you meet an exception to completing this section for those vehicles.

Table for Section B with 6 main columns: (a) Vehicle 1, (b) Vehicle 2, (c) Vehicle 3, (d) Vehicle 4, (e) Vehicle 5, (f) Vehicle 6. Rows include 30-36 regarding miles driven and personal use availability.

Section C - Questions for Employers Who Provide Vehicles for Use by Their Employees

Answer these questions to determine if you meet an exception to completing Section B for vehicles used by employees who aren't more than 5% owners or related persons.

Table for Section C with 2 columns: Yes, No. Rows include 37-41 regarding policy statements and requirements for vehicle use.

Note: If your answer to 37, 38, 39, 40, or 41 is "Yes," don't complete Section B for the covered vehicles.

Part VI Amortization

Table for Section C with 6 columns: (a) Description of costs, (b) Date amortization begins, (c) Amortizable amount, (d) Code section, (e) Amortization period or percentage, (f) Amortization for this year.

42 Amortization of costs that begins during your 2023 tax year: Table with 6 columns for cost details.

43 Amortization of costs that began before your 2023 tax year STMT 1 43 40,325.

44 Total. Add amounts in column (f). See the instructions for where to report 44 40,325.

FORM 4562

PART VI - AMORTIZATION

STATEMENT 1

(A) DESCRIPTION OF COSTS	(B) DATE BEGAN	(C) AMORT. AMOUNT	(D) CODE SECT.	(E) LIFE/ RATE	(F) ACCUM. AMORT.	(G) AMORT. THIS YR.
FIRST PIER	01/01/19	159,960.		60M	127,968.	31,992.
WEBSITE	04/01/21	25,000.		36M	14,583.	8,333.
TOTAL TO FORM 4562, LINE 43						40,325.

**New Hampshire
2024 Miss You Calls**

Location Type	Account	Location: Name	Street	City	State	Zip Code	Subject	Activity Date
HHW	Town Of Allentown	Town Of Allentown	16 School Street	Allentown	NH	03275	Miss You Call	10/23/2024
HHW	Allentown Highway Department	Allentown Highway Department	161 Granite St.	Allentown	NH	03275	Miss You Call	10/4/2024
HHW	Alstead Transfer Station	Alstead Transfer Station	Route 12A	Alstead	NH	03302	Miss You Call	10/10/2024
HVAC Contractor	Palmer Gas Ermer Oil	Palmer Gas & Oil	13 Hall Farm Road	Atkinson	NH	03811	Miss You Call	10/31/2024
HHW	Town Of Bedford	Town Of Bedford	19 CHUBBUCK RD.	BEDFORD	NH	03110	Miss You Call	10/22/2024
HHW	Bow Recycling Center	Bow Recycling Center	74 River Rd	Bow	NH	03302	Miss You Call	10/30/2024
HHW	Town Of Brookline	Town Of Brookline	1 Main Street	Brookline	NH	03033	Miss You Call	10/30/2024
HHW	Canterbury Transfer Station	Canterbury Transfer Station	10 Hackleboro Road	Canterbury	NH	03224	Miss You Call	10/23/2024
HVAC Contractor	Johnson Oil Company	Johnson Oil Company	P.O. Box 865	CLAREMONT	NH	03743	Miss You Call	10/10/2024
Retailer	Runnings	Runnings	403 Washington St	Claremont	NH	03743	Miss You Call	2/8/2024
Retailer	Runnings	Runnings	403 Washington St	Claremont	NH	03743	Miss You Call	10/9/2024
HHW	Colebrook Transfer Facility	Town Of Colebrook	17 Bridge St.	Colebrook	NH	03576	Miss You Call	10/3/2024
Wholesaler	Blodgett Supply	Blodgett Supply	254 SHEEP DAVIS RD.	CONCORD	NH	03301	Miss You Call	10/30/2024
Wholesaler	Northeast Electric Dist.	Northeast Electric Dist.	22 BRIDGE ST, UNIT 8	CONCORD	NH	03301	Miss You Call	10/16/2024
Wholesaler	Rexel	Rexel	134 HALL STREET, UNIT F & G	CONCORD	NH	03301	Miss You Call	10/17/2024
Wholesaler	The Granite Group	The Granite Group	6 STORRS STREET	CONCORD	NH	03301	Miss You Call	10/22/2024
HHW	Dalton Transfer Station	Dalton Transfer Station	756 Dalton Road	Dalton	NH	03598	Miss You Call	10/9/2024
Wholesaler	Northeast Electric	Northeast Electric	36 LITTLEWORTH ROAD	DOVER	NH	03820	Miss You Call	10/16/2024
Wholesaler	Sid Harvey	Sid Harvey Industries, Inc 056	16 INDUSTRIAL PARK ROAD	DOVER	NH	03820	Miss You Call	10/22/2024
Wholesaler	F.W. Webb	F.W. Webb	218 KNOX MARSH ROAD	Dover	NH	03820	Miss You Call	10/24/2024
HHW	Town Of Durham	Durham Transfer Station	100 Stone Quarry	Durham	NH	03824	Miss You Call	10/31/2024
HHW	Town Of Enfield	Town Of Enfield	23 MAIN STREET	Enfield	NH	03748	Miss You Call	10/22/2024
Retailer	Arjay's Ace Hardware	Arjay's Ace Hardware	55 LINCOLN STREET	EXETER	NH	03833	Miss You Call	10/16/2024
Wholesaler	The Granite Group	The Granite Group	13 WATERFORD PLACE	Gilford	NH	03249	Miss You Call	10/22/2024
HHW	Town Of Gilford	Town Of Gilford	150 Gilford Rd	Gilford	NH	03249	Miss You Call	10/22/2024
HHW	Town Of Gilmanton	Town Of Gilmanton	284 PROVINCE RD (P.O. BOX 550)	GILMANTON	NH	03237	Miss You Call	10/22/2024
HHW	Town Of Gilsom	Town Of Gilsom	Off Dump Rd Surry Rd	Gilsom	NH	03448	Miss You Call	10/22/2024
HHW	Goshen Transfer Station	Goshen Transfer Station	54 Mill Village Road N.	Goshen	NH	03752	Miss You Call	10/14/2024
HHW	Crotched Mountain Rehab	Crotched Mountain Rehab	1 Verney	Greenfield	NH	03047	Miss You Call	10/9/2024
HHW	Greenland Transfer Station	Greenland Transfer Station	11 Town Square	Greenland	NH	03840	Miss You Call	10/3/2024
HHW	Town Of Hampstead	Town Of Hampstead	11 Main St	Hampstead	NH	03841	Miss You Call	10/22/2024
HHW	Town Of Hampstead	Town Of Hampstead	11 MAIN ST	HAMPSTEAD	NH	03841	Miss You Call	10/22/2024
HHW	Hampton Transfer Station	Hampton Transfer Station	11 Hardardts's Way	Hampton	NH	03842	Miss You Call	10/9/2024
HHW	Town Of Holderness	Town Of Holderness	Transfer Station -- Ta Da Dump Road	HOLDERNESS	NH	03245	Miss You Call	10/22/2024
Wholesaler	The Granite Group	The Granite Group	12 LONDONDERRY TURNPIKE	HOOKSETT	NH	03106	Miss You Call	10/22/2024
Wholesaler	S.G. Torrice Co	S. G. Torrice Corp	24 FLAGSTONE DRIVE	HUDSON	NH	03051	Miss You Call	10/17/2024
Wholesaler	Smithfield Plumbing & Heating Supply	Smithfield Plumbing & Heating Supply	39 NH Route 16 and 302	Intervale	NH	03845	Miss You Call	10/22/2024
Wholesaler	Granite City Electric	Granite City Electric	16 Rose Ln	KEENE	NH	03431	Miss You Call	10/14/2024
HHW	Keene Transfer Station	Keene Transfer Station	55 Old Summit Rd	Keene	NH	03431	Miss You Call	10/10/2024
Wholesaler	The Granite Group	The Granite Group	21 VICTORIA CT.	KEENE	NH	03431	Miss You Call	10/22/2024
Wholesaler	F.W. Webb	F.W. Webb	420 Winchester Street	Keene	NH	03431	Miss You Call	10/30/2024
Wholesaler	Laconia Electric Supply	Laconia Electric Supply	935 UNION AVE	LACONIA	NH	03246	Miss You Call	10/10/2024
Wholesaler	Laconia Winair Co.	Laconia Winair Co.	76-B LEXINGTON DRIVE	LACONIA	NH	03246	Miss You Call	10/10/2024
HHW	Lancaster Transfer Station	Lancaster Transfer Station	121 WATER STREET	LANCASTER	NH	03584	Miss You Call	10/10/2024
Wholesaler	Central Supply Inc	Central Supply Inc	12 WATER STREET	LEBANON	NH	03766	Miss You Call	10/31/2024
HHW	Lebanon Recycling Center	Lebanon Recycling Center	370 NORTH PLAINFIELD ROAD	LEBANON	NH	03766	Miss You Call	10/10/2024
Wholesaler	The Granite Group	The Granite Group	266 MECHANIC ST	Lebanon	NH	03766	Miss You Call	10/22/2024
Wholesaler	Premier Supply Group	Lebanon Plumbing Supply	179 Mechanic Street	Lebanon	NH	03766	Miss You Call	10/30/2024
Wholesaler	F.W. Webb	F.W. Webb Co.	55 ETNA RD.	LEBANON	NH	03766	Miss You Call	10/10/2024
HHW	Town Of Lee (Lee Transfer Station)	Town Of Lee (Lee Transfer Station)	11 Recycling Center Road	Lee	NH	03861	Miss You Call	10/22/2024
HHW	Transfer Station	Transfer Station	118 Lovejoy Rd	Lempster	NH	03605	Miss You Call	10/22/2024
Wholesaler	F.W. Webb	F.W. Webb Co.	1173 CONWAY RD.	MADISON	NH	03849	Miss You Call	10/10/2024
Wholesaler	Api Of Nh	Api Of Nh	190 ZACHARY ROAD	MANCHESTER	NH	03109	Miss You Call	10/14/2024
Wholesaler	Ced-Consolidated Electrical Distributors	Ced-Consolidated Electrical Distributors	79 Carl DRIVE	MANCHESTER	NH	03103	Miss You Call	10/31/2024
Wholesaler	Graybar Electric	Graybar Electric	80 PEPSI DRIVE	MANCHESTER	NH	03109	Miss You Call	10/14/2024
Wholesaler	Independent Electric Supply	Independent Electric Supply	177 GAY STREET	MANCHESTER	NH	03103	Miss You Call	10/10/2024
Wholesaler	Ja Marino Automatic Htg	Ja Marino Automatic Htg	80 MAPLE STREET	MANCHESTER	NH	03103	Miss You Call	10/10/2024
HVAC Contractor	Manchester Housing And Redevelopment Authority	Manchester Housing And Redevelopment Authority	89 PINE ST.	MANCHESTER	NH	03103	Miss You Call	10/14/2024
Wholesaler	Rexel	Rexel	305 MASSABESIC STREET	MANCHESTER	NH	03103	Miss You Call	10/17/2024
Wholesaler	The Granite Group	The Granite Group	37 AMOSKEAG ST	Manchester	NH	03102	Miss You Call	10/22/2024
Wholesaler	The Portland Group	The Portland Group	255 Perimeter Road	Manchester	NH	03103	Miss You Call	10/30/2024
Wholesaler	Trane	Trane Supply	1050 Holt Avenue	Manchester	NH	03109	Miss You Call	10/31/2024
HVAC Contractor	Solarcity	Solarcity	468 Pepsi Rd	Manchester	NH	03109	Miss You Call	2/8/2024
HVAC Contractor	Solarcity	Solarcity	468 Pepsi Rd	Manchester	NH	03109	Miss You Call	10/9/2024
Wholesaler	F.W. Webb	F.W. Webb Branch 54	25 UNION STREET	MANCHESTER	NH	03103	Miss You Call	10/10/2024
Wholesaler	F.W. Webb	F. W. Webb Co.	34 Beech St.	Manchester	NH	03103	Miss You Call	10/31/2024
Wholesaler	Bell Simons	Bell Simons Company	1050 HOLT AVE, 3	MANCHESTER	NH	03109	Miss You Call	10/22/2024
HHW	City Of Manchester	City Of Manchester	500 Dunbarton Rd	Manchester	NH	03101	Miss You Call	10/9/2024
Wholesaler	United Refrigeration	United Refrigeration 41	60 Buckley Circle	Manchester	NH	03109	Miss You Call	10/22/2024
Wholesaler	Watco	Carrier Enterprise	520 East Industrial Park Drive	Manchester	NH	03109	Miss You Call	10/23/2024
HVAC Contractor	Keating Plumbing And Heating	Keating Plumbing And Heating	PO Box 426	Marlborough	NH	03455	Miss You Call	10/10/2024
HHW	Meredith Transfer Station	Meredith Transfer Station	11 & 17 Jenness Road	Meredith	NH	03253	Miss You Call	10/14/2024

**New Hampshire
2024 Miss You Calls**

Wholesaler	The Granite Group	The Granite Group	183 Elm Street	Milford	NH	03055	Miss You Call	10/31/2024
Wholesaler	Heating Specialties Of Nh	Heating Specialties Of Nh	25 POND STREET	NASHUA	NH	03060	Miss You Call	10/14/2024
Wholesaler	Rexel - Cts	Rexel - Cts	3 PROGRESS AVE.	NASHUA	NH	03062	Miss You Call	10/17/2024
Wholesaler	The Granite Group	The Granite Group	29 - 31 AMORY ST	Nashua	NH	03060	Miss You Call	10/22/2024
Wholesaler	Viking Controls	Viking Controls	2 TOWNSEND WEST, UNIT 2	NASHUA	NH	03063	Miss You Call	10/23/2024
Wholesaler	Ferguson	Redlon & Johnson (Ferguson)	118 NORTHEASTERN BLVD.	NASHUA	NH	03062	Miss You Call	10/17/2024
Wholesaler	F.W. Webb	F.W. Webb Co.	7 REDMOND STREET	NASHUA	NH	03062	Miss You Call	10/10/2024
Wholesaler	F.W. Webb	F.W. Webb Co.	7 REDMOND ST	NASHUA	NH	03062	Miss You Call	10/10/2024
HHW	Town Of New Boston	Town Of New Boston	7 MEETING HOUSE HILL ROAD	NEW BOSTON	NH	03070	Miss You Call	10/22/2024
HHW	Town Of Durham Transfer Station	Town Of Durham Transfer Station	56 Tash Road	New Durham	NH	03855	Miss You Call	10/28/2024
Wholesaler	Smithfield Plumbing & Heating Supply	Smithfield Plumbing & Heating Supply	332 NH Route 104	New Hampton	NH	03256	Miss You Call	10/22/2024
HHW	Newbury Transfer Station	Newbury Transfer Station	201 Old Post Road	Newbury	NH	03255	Miss You Call	10/16/2024
HVAC Contractor	East Coast HVAC	East Coast HVAC	436 Shattuck Way	Newington	NH	03801	Miss You Call	2/6/2024
HVAC Contractor	East Coast HVAC	East Coast HVAC	436 Shattuck Way	Newington	NH	03801	Miss You Call	10/3/2024
Wholesaler	Electrical Wholesalers	Electrical Wholesalers	40 OLD DOVER ROAD	NEWINGTON	NH	03801	Miss You Call	10/10/2024
Wholesaler	Rockingham Electric Company	Rockingham Electric Company	437 SHATTUCK WAY	NEWINGTON	NH	03801	Miss You Call	10/17/2024
HHW	Newmarket Public Works	Newmarket Public Works	4 Young Lane	Newmarket	NH	03857	Miss You Call	10/16/2024
HHW	Northwood Transfer Station	Northwood Transfer Station	818 First NH Turnpike	Northwood	NH	03261	Miss You Call	10/16/2024
HHW	Ossipee Transfer Station	Ossipee Transfer Station	41 Chickville Road	Ossipee	NH	03814	Miss You Call	10/16/2024
HHW	Pembroke Transfer Station	Pembroke Transfer Station	8 Exchange St.	Pembroke	NH	03302	Miss You Call	10/16/2024
HHW	Peterborough Recycling Center	Peterborough Recycling Center	1 Scott Mitchell Rd.	PETERBOROUGH	NH	03458	Miss You Call	10/16/2024
HHW	Town Of Pittsburg	Town Of Pittsburg	1526 Main St	Pittsburg	NH	03592	Miss You Call	10/22/2024
HHW	Bcep Solid Waste	Bcep Solid Waste	115 Laconia Rd-Box 426	Pittsfield	NH	03263	Miss You Call	10/28/2024
HHW	Cornish Transfer Station	Cornish Transfer Station	1145 Route 12a, A	Plainfield	NH	03781	Miss You Call	10/9/2024
HHW	Northcoast Services	Northcoast Services	235 Heritage Ave.	Portsmouth	NH	03801	Miss You Call	10/3/2024
Wholesaler	Api Of Nh	Api Of Nh	50 CAMPUS DRIVE	PORTSMOUTH	NH	03801	Miss You Call	10/14/2024
Wholesaler	Rexel	Rexel	117 Gosling Rd Unit 1	PORTSMOUTH	NH	03801	Miss You Call	10/17/2024
Wholesaler	S.G. Torrice Co	S. G. Torrice Corp	115 HERITAGE AVE	PORTSMOUTH	NH	03801	Miss You Call	10/17/2024
Wholesaler	Standard Plumbing & Heating	Standard Plumbing and Heating	100 West Rd	PORTSMOUTH	NH	03801	Miss You Call	10/22/2024
Wholesaler	Ferguson	Ferguson	126 Bridge Street	Portsmouth	NH	03801	Miss You Call	10/23/2024
HHW	Rindge Transfer Station	Rindge Transfer Station	113 Main Street	Rindge	NH	03461	Miss You Call	10/17/2024
Wholesaler	The Granite Group	The Granite Group	412 GONIC ROAD	Rochester	NH	03839	Miss You Call	10/22/2024
HHW	Rumney Transfer Station	Rumney Transfer Station	1363 Buffalo Rd	Rumney	NH	03266	Miss You Call	10/17/2024
Wholesaler	Northeast Electrical	Northeast Electrical	71 LOWELL ROAD	SALEM	NH	03079	Miss You Call	10/16/2024
Wholesaler	Northeast Electrical Distributors	Northeast Electrical Distributors	254 NO. BROADWAY	SALEM	NH	03079	Miss You Call	10/17/2024
Wholesaler	Rexel	Rexel	13 GARABEDIAN DRIVE	SALEM	NH	03079	Miss You Call	10/17/2024
HHW	Salisbury Nh Transfer Station	Salisbury NH Transfer Station	416 S ROAD	SALISBURY	NH	03268	Miss You Call	10/17/2024
HHW	Sutton Transfer Station	Sutton Transfer Station - Recycling Center	795 Route 114	South Sutton	NH	03273	Miss You Call	10/22/2024
HHW	Strafford Recycle Center	Strafford Recycle Center	12 Mountain View Drive	Strafford	NH	03884	Miss You Call	10/23/2024
Wholesaler	Ralph Pill Electric Supply	Ralph Pill Electric Supply	62 Portsmouth Ave	Stratham	NH	03885	Miss You Call	10/17/2024
HHW	Sunapee Transfer Station	Sunapee Transfer Station	89 Avery Rd.	Sunapee	NH	03782	Miss You Call	10/31/2024
HHW	Town Of Northfield	Town Of Northfield	21 Summer St	Tilton	NH	03276	Miss You Call	10/22/2024
HHW	Tuftonboro Transfer Station	Tuftonboro Transfer Station	Sargents Crossing	Tuftonboro	NH	03816	Miss You Call	10/22/2024
HHW	Town Of Tuftonboro	Town Of Tuftonboro	20 Sargent's Crossing	Tuftonboro	NH	03816	Miss You Call	10/23/2024
Wholesaler	Smithfield Plumbing & Heating Supply	Smithfield Plumbing & Heating Supply	656 Route 3 South	Twin Mountain	NH	03595	Miss You Call	10/22/2024
HHW	Wentworth Transfer Station	Wentworth Transfer Station	7 ATWELL HILL RD	WENTWORTH	NH	03282	Miss You Call	10/23/2024
HHW	Town Of Winchester	Town Of Winchester	1 Richmond Rd	Winchester	NH	03470	Miss You Call	10/22/2024
HHW	Windham Transfer Recycling Center	Windham Transfer Recycling Center	2 Ledge Road, Unit 1	Windham	NH	03087	Miss You Call	10/23/2024

New Hampshire
2024 Collection Location Summary Report

Bin Bar Code	Status	Location Type	Account: TRC Account Name	Name	Street	City	State	Zip Code	Contact Phone	Return Date	Number of Loose Switches	Number of Mercury Thermostats	Total Mercury Volume (lbs.)
	Inactive	HHW	Acworth Transfer Station	Acworth Transfer Station	248 Derry Hill Road	Acworth	NH	03601					
	Active	HHW	Allenstown Highway Department	Allenstown Highway Department	161 Granite St.	Allenstown	NH	03275	603-485-5460				
	Active	HHW	Allenstown Highway Department	Allenstown Highway Department	161 Granite St.	Allenstown	NH	03275	603-485-5460				
	Active	HHW	Allenstown Highway Department	Allenstown Highway Department	161 Granite St.	Allenstown	NH	03275	603-485-5460				
	Active	HHW	Town Of Allenstown	Town Of Allenstown	16 School Street	Allenstown	NH	03275	603-845-4276				
	Active	HHW	Alstead Transfer Station	Alstead Transfer Station	Route 12A	Alstead	NH	03302	(603) 835-2425				
	Active	HHW	Town Of Alton Transfer Center	Town Of Alton Transfer Center	1 Monument Square	Alton	NH	03809					
	Inactive	HHW	Amherst Transfer Station	Amherst Transfer Station		Amherst	NH	03561					
	Active	HVAC Contractor	Palmer Gas Ermer Oil	Palmer Gas & Oil	13 Hall Farm Road	Atkinson	NH	03811	603-898-7986				
	Inactive	HHW	Town Of Atkinson, Nh	Town Of Atkinson, Nh	21 Academy Avenue	Atkinson	NH	03811	603-362-4010				
	Inactive	Wholesaler	Heritage Plumbing & Heating	Heritage Plumbing & Heating	28 COMMERCIAL STREET	AUBURN	NH	03032	800-977-7437				
	Active	HHW	Town Of Bedford	Town Of Bedford	19 CHUBBUCK RD.	BEDFORD	NH	03110	(603) 472-3070				
	Active	HHW	Town Of Bennington	Town Of Bennington	7 School St.	Bennington	NH	03301					
	Active	HHW	Avvrrd	Avvrrd	100 West Milan Road	Berlin	NH	03570					
	Active	HHW	Bow Recycling Center	Bow Recycling Center	74 River Rd	Bow	NH	03302	603-228-6900				
	Active	HHW	Town Of Brookline	Town Of Brookline	1 Main Street	Brookline	NH	03033	(603) 673-8855				
	Prospective	Wholesaler	Zohoplacelholder	Decco, Inc.	31 Route 13	Brookline	NH	03033-					
	Active	HHW	Candia Recycling Center	Candia Recycling Center	29 Deer Run Road	Candia	NH	03034					
	Prospective	Wholesaler	Zohoplacelholder	Nh Plumbing & Mechanical Contractors As		Candia	NH	3034					
	Active	HHW	Canterbury Transfer Station	Canterbury Transfer Station	10 Hackleboro Road	Canterbury	NH	03224	603-783-9980				
	Active	HHW	Carroll Transfer Station	Carroll Transfer Station	240 New Straw Rd.	Carroll	NH	03598					
	Inactive	HHW	Unity Recycling Center	Unity Recycling Center		CHARLESTOWN	NH	03603					
	Active	HHW	Chesterfield Transfer Station	Chesterfield Transfer Station	5 Brattleboro Rd	Chesterfield	NH	03466					
	Active	HHW	Claremont Transfer Station	Claremont Transfer Station	875 Washington Street	Claremont	NH	03743					
	Inactive	HVAC Contractor	Johnson Oil Company	Johnson Oil Company	P.O. Box 865	CLAREMONT	NH	03743	603-543-3243				
	Active	HHW	Recycling Services, Inc.	Recycling Services, Inc.	38 Industrial Blvd.	Claremont	NH	03301					
	Inactive	Wholesaler	Rockingham Electric Company	Rockingham Electrical Supply	221 WASHINGTON ST	CLAREMONT	NH	03743					
	Active	Retailer	Runnings	Runnings	403 Washington St	Claremont	NH	03743	603-542-1574				
	Active	Retailer	Runnings	Runnings	403 Washington St	Claremont	NH	03743	603-542-1574				
	Active	HHW	Colebrook Transfer Facility	Town Of Colebrook	17 Bridge St.	Colebrook	NH	03576	607-397-8298				
	Active	HHW	Colebrook Transfer Facility	Town Of Colebrook	17 Bridge St.	Colebrook	NH	03576	607-397-8298				
	Active	Wholesaler	Blodgett Supply	Blodgett Supply	254 SHEEP DAVIS RD.	CONCORD	NH	03301	603-223-9841				
	Inactive	HHW	Concord Transfer Station - Best Way	Concord Transfer Station - Best Way	77 Old Turnpike Rd	Concord	NH	03302	603-230-3912				
M19721	Active	Wholesaler	F.W. Webb	Fw Webb	46 Henniker Street	Concord	NH	03301	603-223-6580	1/8/2024	0	13	0.0806
	Active	Wholesaler	F.W. Webb	Fw Webb	46 Henniker Street	Concord	NH	03301	603-223-6580				
	Inactive	HHW	New Hampshire Dept Of Environmental	New Hampshire Dept Of Environmental Se	29 Hazen Drive	Concord	NH	03301					
	Inactive	HHW	New Hampshire Dept Of Environmental	New Hampshire Dept Of Environmental Se	29 Hazen Drive	Concord	NH	03301					
	Inactive	HHW	New Hampshire Dept Of Environmental	New Hampshire Dept Of Environmental Se	29 Hazen Drive	Concord	NH	03301					
	Inactive	HHW	New Hampshire Dept Of Environmental	New Hampshire Dept Of Environmental Se	29 Hazen Drive	Concord	NH	03301					
	Inactive	HHW	New Hampshire Dept Of Environmental	New Hampshire Dept Of Environmental Se	29 Hazen Drive	Concord	NH	03301					
	Inactive	Other	New Hampshire Homeowner Bin	New Hampshire Homeowner Bin	29 Hazen Drive	Concord	NH	03301					
	Inactive	HHW	Nh Department Of Environmental Servic	Nh Department Of Environmental Services	29 HAZEN DRIVE	CONCORD	NH	03301	(603) 271-1749				
	Inactive	HHW	Nh Department Of Environmental Servic	Nh Department Of Environmental Services	29 HAZEN DRIVE	CONCORD	NH	03301	(603) 271-1749				
	Inactive	HHW	Nh Department Of Environmental Servic	Nh Department Of Environmental Services	29 HAZEN DRIVE	CONCORD	NH	03301	(603) 271-1749				
	Active	Wholesaler	Northeast Electric Dist.	Northeast Electric Dist.	22 BRIDGE ST, UNIT 8	CONCORD	NH	03301	603-224-2323				
	Active	Wholesaler	Rexel	Rexel	134 HALL STREET, UNIT F & G	CONCORD	NH	03301	(603) 224-8316				
	Active	Wholesaler	Rexel	Rexel	134 HALL STREET, UNIT F & G	CONCORD	NH	03301	(603) 224-8316				
	Active	Wholesaler	The Granite Group	The Granite Group	6 STORRS STREET	CONCORD	NH	03301	(603) 545-3470				
	Active	Wholesaler	The Granite Group	The Granite Group	6 STORRS STREET	CONCORD	NH	03301	(603) 545-3470				
	Active	Wholesaler	The Granite Group	The Granite Group	6 STORRS STREET	CONCORD	NH	03301	(603) 545-3470				
	Active	Wholesaler	The Granite Group	The Granite Group	6 STORRS STREET	CONCORD	NH	03301	(603) 545-3470				
	Active	Wholesaler	The Granite Group	The Granite Group	6 STORRS STREET	CONCORD	NH	03301	(603) 545-3470				
	Active	Wholesaler	The Granite Group	The Granite Group	6 STORRS STREET	CONCORD	NH	03301	(603) 545-3470				
	Inactive	HHW	Sandwich Transfer Station	Sandwich Transfer Station	63 Mt. Israel Rd	Ctr. Sandwich	NH	03227					
	Inactive	HHW	Sandwich Transfer Station	Sandwich Transfer Station	63 Mt. Israel Rd	Ctr. Sandwich	NH	03227					
	Active	HHW	Dalton Transfer Station	Dalton Transfer Station	756 Dalton Road	Dalton	NH	03598	(603) 837-2092				
	Inactive	Wholesaler	Community Electric Service - Closed	Community Electric Service - Closed	129 ROCKINGHAM ROAD	DERRY	NH	03038	603-432-2293				
M13091	Active	HHW	Derry Transfer Station	Derry Transfer Station	14 Manning St.	Derry	NH	03038	603-845-5574	9/25/2024	0	24	0.1488
	Active	HHW	Dover Transfer Station	Dover Transfer Station	271 Must Rd	Dover	NH	03820					
	Inactive	Wholesaler	F.W. Webb	F.W. Webb	218 KNOX MARSH ROAD	Dover	NH	03820	(603) 749-3100				
	Inactive	Wholesaler	F.W. Webb	F.W. Webb Company	10 SUMNER DRIVE	DOVER	NH	03820	603 749-3100				
	Active	Wholesaler	Northeast Electric	Northeast Electric	36 LITTLEWORTH ROAD	DOVER	NH	03820	603-740-3800				
	Active	Wholesaler	Sid Harvey	Sid Harvey Industries, Inc 056	16 INDUSTRIAL PARK ROAD	DOVER	NH	03820	603-740-9715				
	Active	Wholesaler	Sid Harvey	Sid Harvey Industries, Inc 056	16 INDUSTRIAL PARK ROAD	DOVER	NH	03820	603-740-9715				
	Active	HHW	Town Of Durham	Durham Transfer Station	100 Stone Quarry	Durham	NH	03824	(603) 868-1001				

New Hampshire
2024 Collection Location Summary Report

	Active	HHW	Town Of Enfield	Town Of Enfield	23 MAIN STREET	Enfield	NH	03748	(603) 632-4201					
	Prospective	Wholesaler	Zohoplacelholder	Phcc National		Epsom	NH	3234						
	Active	HHW	Errol Recycling Center	Errol Recycling Center	33 Main St	Errol	NH	03302	603-482-3421					
	Active	Retailer	Arjay's Ace Hardware	Arjay's Ace Hardware	55 LINCOLN STREET	EXETER	NH	03833	603-772-6054					
	Active	HHW	Exeter	Exeter	13 Newfields Rd	Exeter	NH	03302	M-F8-4					
M14512	Active	Wholesaler	F.W. Webb	F.W. Webb Co.	18 CONTINENTAL DRIVE	EXETER	NH	03833	603-772-3441	3/22/2024	2	40	0.2728	
	Active	Wholesaler	The Granite Group	The Granite Group	152 EPPING RD	Exeter	NH	03833	603-545-3377					
	Active	Wholesaler	The Granite Group	The Granite Group	152 EPPING RD	Exeter	NH	03833	603-545-3377					
	Active	HHW	Town Of Frankestown	Town Of Frankestown	PO Box 5	Frankestown	NH	03043	603-547-8855					
	Active	HHW	Tri-Town Transfer Station	Tri-Town Transfer Station	664 Easton Road	Franconia	NH	03580						
	Active	HHW	Tri-Town Transfer Station	Tri-Town Transfer Station	664 Easton Road	Franconia	NH	03580						
	Active	HHW	Franklin Transfer Station	Franklin Transfer Station	43 West Bow St	Franklin	NH	03235						
M20329	Active	Wholesaler	F.W. Webb	F. W. Webb Co.	302 Hounsell Ave.	Gilford	NH	03249	(603) 524-9322	3/25/2024	0	45	0.2914	
M20328	Active	Wholesaler	F.W. Webb	F. W. Webb Co.	302 Hounsell Ave.	Gilford	NH	03249	(603) 524-9322	8/20/2024	0	6	0.0434	
	Active	Wholesaler	The Granite Group	The Granite Group	13 WATERFORD PLACE	Gilford	NH	03249	603-832-2027					
	Active	HHW	Town Of Gilford	Town Of Gilford	150 Gilford Rd	Gilford	NH	03249	603-293-0220					
	Active	HHW	Gilmanton Transfer Station	Gilmanton Transfer Station	284 Province Rd	Gilmanton	NH	03237						
	Active	HHW	Town Of Gilmanton	Town Of Gilmanton	284 PROVINCE RD (P.O. BOX 550)	GILMANTON	NH	03237	603-267-6070					
	Active	HHW	Town Of Gilmanton	Town Of Gilmanton	284 PROVINCE RD (P.O. BOX 550)	GILMANTON	NH	03237	603-267-6070					
	Active	HHW	Town Of Gilsun	Town Of Gilsun	Off Dump Rd Surry Rd	Gilsun	NH	03448	603-357-0280					
	Active	HHW	Goshen Transfer Station	Goshen Transfer Station	54 Mill Village Road N.	Goshen	NH	03752	603-271-0878					
	Active	HHW	Town Of Grafton	Town Of Grafton	7 Library St.	Grafton	NH	03301						
	Active	HHW	Crotched Mountain Rehab	Crotched Mountain Rehab	1 Verney	Greenfield	NH	03047	603-547-3311					
	Active	HHW	Greenland Transfer Station	Greenland Transfer Station	11 Town Square	Greenland	NH	03840	603-431-7111 x100					
	Active	HHW	Town Of Hampstead	Town Of Hampstead	11 MAIN ST	HAMPSTEAD	NH	03841	603-887-3484					
	Active	HHW	Town Of Hampstead	Town Of Hampstead	11 Main St	Hampstead	NH	03841	603-329-5110					
M11076	Active	HHW	Dowling Corporation	Dowling Corporation	363 Exeter Road	Hampton	NH	03842	603-433-1311	4/2/2024	0	15	0.1364	
	Active	HHW	Hampton Transfer Station	Hampton Transfer Station	11 Hardards's Way	Hampton	NH	03842	603-929-5930					
	Active	HHW	Hampton Transfer Station	Hampton Transfer Station	11 Hardards's Way	Hampton	NH	03842	603-929-5930					
	Inactive	HHW	Hampton Transfer Station	Hampton Transfer Station	9 Hardardt's Way	Hampton	NH	03842						
	Active	HHW	Town Of Hancock	Town Of Hancock	44 BENNINGTON ROAD	Hancock	NH	03449						
M19329	Active	HHW	Town Of Hanover Public Works	Town Of Hanover Public Works	194 Lebanon St.	Hanover	NH	03755	603-643-3327	12/13/2024	0	3	0.0186	
	Active	HHW	Henniker Transfer Station	Henniker Transfer Station	69 Wearre Rd	Henniker	NH	03242						
	Active	HHW	Henniker Transfer Station	Henniker Transfer Station	1393 Wearre road	Henniker	NH	03242	603-428-7604					
	Active	HHW	Town Of Hillsborough	Town Of Hillsborough	44 MUNICIPAL DR.	HILLSBOROUGH	NH	03244						
	Active	HHW	Hinsdale Transfer Station	Hinsdale Transfer Station	214 Northfield Rd	Hinsdale	NH	03451						
	Active	HHW	Town Of Holderness	Town Of Holderness	Transfer Station -- Ta Da Dump Road	HOLDERNESS	NH	03245	603-279-6336					
	Active	HHW	Town Of Holderness	Town Of Holderness	Transfer Station -- Ta Da Dump Road	HOLDERNESS	NH	03245	603-279-6336					
	Active	HHW	Hollis Transfer Station	Hollis Transfer Station	10 Muzey Rd	Hollis	NH	03049						
	Active	HHW	Hooksett Transfer Station	Hooksett Transfer Station	210 West River Road	Hooksett	NH	03106	603-669-5198					
	Active	HHW	Hooksett Transfer Station	Hooksett Transfer Station	210 West River Road	Hooksett	NH	03106	603-669-5198					
	Active	Wholesaler	The Granite Group	The Granite Group	12 LONDONDERRY TURNPIKE	HOOKSETT	NH	03106	(603) 518-1400					
	Active	Wholesaler	The Granite Group	The Granite Group	12 LONDONDERRY TURNPIKE	HOOKSETT	NH	03106	(603) 518-1400					
	Active	Wholesaler	The Granite Group	The Granite Group	12 LONDONDERRY TURNPIKE	HOOKSETT	NH	03106	(603) 518-1400					
	Active	Wholesaler	The Granite Group	The Granite Group	12 LONDONDERRY TURNPIKE	HOOKSETT	NH	03106	(603) 518-1400					
	Prospective	Wholesaler	Zohoplacelholder	New Hampshire Plumbers & Steamfitters U		Hooksett	NH	3106						
M22147	Active	HHW	Hopkinton Webster Transfer Station	Hopkinton Webster Transfer Station	330 MAIN ST	Hopkinton	NH	03229	603-746-3810	2/15/2024	14	89	0.6448	
	Active	HHW	Hopkinton Webster Transfer Station	Hopkinton Webster Transfer Station	330 MAIN ST	Hopkinton	NH	03229	603-746-3810					
	Inactive	Wholesaler	Engel HVAC Supply - Closed	Engel Hvac Supply - Closed	17 FRIARS DRIVE	HUDSON	NH	03051	603-889-7791					
M15945	Active	Wholesaler	S.G. Torrice Co	S. G. Torrice Corp	24 FLAGSTONE DRIVE	HUDSON	NH	03051	(603) 886-5733	10/18/2024	0	18	0.1302	
	Active	Wholesaler	S.G. Torrice Co	S. G. Torrice Corp	24 FLAGSTONE DRIVE	HUDSON	NH	03051	(603) 886-5733					
	Prospective	Wholesaler	WatSCO	Homans Associates - Hudson		Hudson	NH	3051						
M13720	Active	HHW	Bartlett Jackson Transfer Station	Bartlett Jackson Transfer Station	56 TOWN HALL RD	INTERVALE	NH	03845	603-271-0878	1/23/2024	0	10	0.062	
	Active	Wholesaler	Smithfield Plumbing & Heating Supply	Smithfield Plumbing & Heating Supply	39 NH Route 16 and 302	Intervale	NH	03845	603-733-5400					
	Inactive	HHW	Jaffrey Transfer Station & Recycling Cent	Jaffrey Transfer Station & Recycling Center	23 Knight St.	Jaffrey	NH	03301						
	Active	Wholesaler	F.W. Webb	F.W. Webb	420 Winchester Street	Keene	NH	03431	603-357-1877					
	Active	Wholesaler	F.W. Webb	F.W. Webb	420 Winchester Street	Keene	NH	03431	603-357-1877					
	Active	Wholesaler	F.W. Webb	F.W. Webb	420 Winchester Street	Keene	NH	03431	603-357-1877					
	Active	Wholesaler	Granite City Electric	Granite City Electric	16 Rose Ln	KEENE	NH	03431	605 355 4946					
	Active	Wholesaler	Granite City Electric	Granite City Electric	16 Rose Ln	KEENE	NH	03431	605 355 4946					
	Active	HHW	Keene Transfer Station	Keene Transfer Station	55 Old Summit Rd	Keene	NH	03431	603-352-5739					
	Active	Wholesaler	The Granite Group	The Granite Group	21 VICTORIA CT.	KEENE	NH	03431	(603) 757-1040					
	Inactive	Wholesaler	Ferguson	Redlon & Johnson - Closed	484 PROVINCE RD.	LACONIA	NH	03246	603-524-4422					
	Inactive	Wholesaler	Ferguson	Redlon & Johnson - Closed	484 PROVINCE RD.	LACONIA	NH	03246	603-524-4422					
	Inactive	Wholesaler	George A Stevens, Co	George A Stevens, Co	60 BAY ST UNIT 4	LACONIA	NH	03246	603-524-2688					
	Inactive	Wholesaler	George A Stevens, Co	George A Stevens, Co	60 BAY ST UNIT 4	LACONIA	NH	03246	603-524-2688					
	Inactive	Wholesaler	George A Stevens, Co	George A Stevens, Co	60 BAY ST UNIT 4	LACONIA	NH	03246	603-524-2688					
	Active	Wholesaler	Jj Morin, Inc.	Jj Morin, Inc.	77 NEW SALEM STREET	LACONIA	NH	03246	603-542-4422					
	Active	Wholesaler	Jj Morin, Inc.	Jj Morin, Inc.	77 NEW SALEM STREET	LACONIA	NH	03246	603-542-4422					
	Active	Wholesaler	Laconia Electric Supply	Laconia Electric Supply	935 UNION AVE	LACONIA	NH	03246	603-524-0505					
	Active	Wholesaler	Laconia Winair Co.	Laconia Winair Co.	76-B LEXINGTON DRIVE	LACONIA	NH	03246	603-528-9466					

New Hampshire
2024 Collection Location Summary Report

M13087	Active	Wholesaler	Kw Management, Inc.	Kw Management, Inc.	55 LAKE STREET	NASHUA	NH	03060						
	Active	HHW	Nashua Solid Waste	Nashua Solid Waste	840 WEST HOLLIS ST.	NASHUA	NH	03062	603-589-3413	10/25/2024		0	24	0.1488
	Inactive	Wholesaler	Ralph Pill Electric	Ralph Pill Electric	76 LAKE STREET	NASHUA	NH	03060	603-889-5125					
	Active	Wholesaler	Rexel - Cls	Rexel - Cls	3 PROGRESS AVE.	NASHUA	NH	03062	603-889-1200					
	Inactive	HVAC Contractor	Stallion Builders	Stallion Builders	99 Northeastern BLVD	NASHUA	NH	03062	603-521-5902					
	Active	Wholesaler	The Granite Group	The Granite Group	29 - 31 AMORY ST	Nashua	NH	03060	(603) 459-2510					
M13822	Active	Wholesaler	Total Air Supply	Total Air Supply	171 EAST HOLLIS ST.	NASHUA	NH	03060	603-889-0100	9/20/2024		4	107	0.6882
	Active	Wholesaler	Total Air Supply	Total Air Supply	171 EAST HOLLIS ST.	NASHUA	NH	03060	603-889-0100					
	Active	Wholesaler	Viking Controls	Viking Controls	2 TOWNSEND WEST, UNIT 2	NASHUA	NH	03063	603-881-4830					
	Active	Wholesaler	Viking Controls	Viking Controls	2 TOWNSEND WEST, UNIT 2	NASHUA	NH	03063	603-881-4830					
	Active	Wholesaler	Viking Controls	Viking Controls	2 TOWNSEND WEST, UNIT 2	NASHUA	NH	03063	603-881-4830					
	Prospective	Wholesaler	Zohoplaceholder	John Mason Institute		Nashua	NH	3060						
	Prospective	Wholesaler	Zohoplaceholder	Viega LLC, Plumbing And Heating Systems		Nashua	NH	3060						
	Prospective	Wholesaler	Zohoplaceholder	Viega		Nashua	NH	3060						
	Active	HHW	Town Of New Boston	Town Of New Boston	7 MEETING HOUSE HILL ROAD	NEW BOSTON	NH	03070	603-487-5000					
	Prospective	Wholesaler	Zohoplaceholder	Central Nh Hvacr		New Boston	NH	3070						
	Active	HHW	New Durham Transfer Station	New Durham Transfer Station	56 Old Rt 11	New Durham	NH	03855						
	Active	HHW	Town Of Durham Transfer Station	Town Of Durham Transfer Station	56 Tash Road	New Durham	NH	03855	603-859-8000					
	Inactive	Wholesaler	Smithfield Plumbing & Heating Supply	Smithfield Plumbing & Heating Supply	332 NH Route 104	New Hampton	NH	03256	603-744-1011					
	Inactive	Wholesaler	Smithfield Plumbing & Heating Supply	Smithfield Plumbing & Heating Supply	332 NH Route 104	New Hampton	NH	03256	603-744-1011					
	Active	HHW	New Ipswich Transfer Station	New Ipswich Transfer Station	661 Turnpike Road	New Ipswich	NH	03071	603-878-2772					
	Inactive	Retailer	Clarke's Hardware	Clarke's Hardware	251 NEWPORT ROAD	NEW LONDON	NH	03257	603-526-2800					
P10762	Active	HHW	Town Of New London - Public Works Dep	Town Of New London - Public Works Dept.	1213 Newport Road	New London	NH	03257	(603) 526-6337	1/26/2024		0	12	0.0744
P10762	Active	HHW	Town Of New London - Public Works Dep	Town Of New London - Public Works Dept.	1213 Newport Road	New London	NH	03257	(603) 526-6337	9/26/2024		0	8	0.0496
	Active	HHW	Town Of New London - Public Works Dep	Town Of New London - Public Works Dept.	1213 Newport Road	New London	NH	03257	(603) 526-6337					
	Active	HHW	Town Of New London - Public Works Dep	Town Of New London - Public Works Dept.	1213 Newport Road	New London	NH	03257	(603) 526-6337					
	Active	HHW	Town Of New London - Public Works Dep	Town Of New London - Public Works Dept.	1213 Newport Road	New London	NH	03257	(603) 526-6337					
	Active	HHW	Town Of New London - Public Works Dep	Town Of New London - Public Works Dept.	1213 Newport Road	New London	NH	03257	(603) 526-6337					
	Active	HHW	Town Of New London - Public Works Dep	Town Of New London - Public Works Dept.	1213 Newport Road	New London	NH	03257	(603) 526-6337					
	Active	HHW	Town Of New London - Public Works Dep	Town Of New London - Public Works Dept.	1213 Newport Road	New London	NH	03257	(603) 526-6337					
	Active	HHW	Newbury Transfer Station	Newbury Transfer Station	201 Old Post Road	Newbury	NH	03255	(603) 763-2289					
	Inactive	HVAC Contractor	East Coast HVAC	East Coast HVAC	436 Shattuck Way	Newington	NH	03801	603-812-1095					
	Active	Wholesaler	Electrical Wholesalers	Electrical Wholesalers	40 OLD DOVER ROAD	NEWINGTON	NH	03801	603-559-5700					
	Active	Wholesaler	Rockingham Electric Company	Rockingham Electric Company	437 SHATTUCK WAY	NEWINGTON	NH	03801	(603) 436-2310					
	Active	Wholesaler	Rockingham Electric Company	Rockingham Electric Company	437 SHATTUCK WAY	NEWINGTON	NH	03801	(603) 436-2310					
	Active	Wholesaler	Rockingham Electric Company	Rockingham Electric Company	437 SHATTUCK WAY	NEWINGTON	NH	03801	(603) 436-2310					
	Active	Wholesaler	Rockingham Electric Company	Rockingham Electric Company	437 SHATTUCK WAY	NEWINGTON	NH	03801	(603) 436-2310					
	Active	Wholesaler	Rockingham Electric Company	Rockingham Electric Company	437 SHATTUCK WAY	NEWINGTON	NH	03801	(603) 436-2310					
	Active	HHW	Newmarket Public Works	Newmarket Public Works	4 Young Lane	Newmarket	NH	03857	659-3093 X1801					
	Prospective	Wholesaler	Zohoplaceholder	White Mountain Oil & Propane, Inc.		North Conway	NH	3860						
	Prospective	Wholesaler	Zohoplaceholder	Lakes Region Hvac		Northfield	NH	3276						
	Active	HHW	Northwood Transfer Station	Northwood Transfer Station	818 First NH Turnpike	Northwood	NH	03261	603-942-9105					
	Active	HHW	Nottingham Transfer Station	Nottingham Transfer Station	139 Stage Rd	Nottingham	NH	03290	603-679-5022					
	Active	HHW	Nottingham Transfer Station	Nottingham Transfer Station	139 Stage Rd	Nottingham	NH	03290	603-679-5022					
	Active	HHW	Nottingham Transfer Station	Nottingham Transfer Station	139 Stage Rd	Nottingham	NH	03290	603-679-5022					
	Active	HHW	Ossipee Transfer Station	Ossipee Transfer Station	41 Chickville Road	Ossipee	NH	03814	603-539-4121					
	Active	HHW	Pelham Transfer Station	Pelham Transfer Station	74 Newcombe Field Pkwy	Pelham	NH	03076						
	Active	HHW	Pelham Transfer Station	Pelham Transfer Station	74 Newcombe Field Pkwy	Pelham	NH	03076						
	Active	HHW	Pelham Transfer Station	Pelham Transfer Station	74 Newcombe Field Pkwy	Pelham	NH	03076						
	Active	HHW	Pelham Transfer Station	Pelham Transfer Station	74 Newcombe Field Pkwy	Pelham	NH	03076						
	Active	HHW	Pelham Transfer Station	Pelham Transfer Station	74 Newcombe Field Pkwy	Pelham	NH	03076						
	Active	HHW	Pelham Transfer Station	Pelham Transfer Station	74 Newcombe Field Pkwy	Pelham	NH	03076						
	Active	HHW	Pelham Transfer Station	Pelham Transfer Station	74 Newcombe Field Pkwy	Pelham	NH	03076						
	Active	HHW	Pembroke Transfer Station	Pembroke Transfer Station	8 Exchange St.	Pembroke	NH	03302	603-485-4422					
	Active	HHW	Pembroke Transfer Station	Pembroke Transfer Station	8 Exchange St.	Pembroke	NH	03302	603-485-4422					
	Active	HHW	Peterborough Recycling Center	Peterborough Recycling Center	1 Scott Mitchell Rd.	PETERBOROUGH	NH	03458	603-924-8095					
	Active	HHW	Peterborough Recycling Center	Peterborough Recycling Center	1 Scott Mitchell Rd.	PETERBOROUGH	NH	03458	603-924-8095					
	Active	HHW	Town Of Piermont Transfer Station	Town Of Piermont Transfer Station	130 Route 10	Piermont	NH	03779						
	Active	HHW	Town Of Pittsburg	Town Of Pittsburg	1526 Main St	Pittsburg	NH	03592	603-538-6358					
	Active	HHW	Bcep Solid Waste	Bcep Solid Waste	115 Laconia Rd-Box 426	Pittsfield	NH	03263	603-435-6237					
	Active	HHW	Cornish Transfer Station	Cornish Transfer Station	1145 Route 12a, A	Plainfield	NH	03781	603-675-6347					
	Active	Wholesaler	Api Of Nh	Api Of Nh	50 CAMPUS DRIVE	PORTSMOUTH	NH	03801	603-430-7820					
	Active	Wholesaler	Ferguson	Ferguson	126 Bridge Street	Portsmouth	NH	03801	603-436-3550					
	Active	Wholesaler	Ferguson	Ferguson	126 Bridge Street	Portsmouth	NH	03801	603-436-3550					
	Inactive	HHW	Historicalplaceholder	City Of Portsmouth, Dpw		PORTSMOUTH	NH	03894						
	Inactive	HHW	Nh Department Of Environmental Service	Nh Department Of Environmental Services		PORTSMOUTH	NH	03801						
	Active	HHW	Northcoast Services	Northcoast Services	235 Heritage Ave.	Portsmouth	NH	03801	603-610-7901					
M13073	Active	HHW	Portsmouth Transfer Station	Portsmouth Transfer Station	680 Peverly Hill Rd	Portsmouth	NH	03801	603-766-1412	3/28/2024		3	19	0.1426
	Active	Wholesaler	Rexel	Rexel	117 Gosling Rd Unit 1	PORTSMOUTH	NH	03801	603-431-4100					
	Active	Wholesaler	S.G. Torrice Co	S. G. Torrice Corp	115 HERITAGE AVE	PORTSMOUTH	NH	03801	603-373-6951					
	Active	Wholesaler	S.G. Torrice Co	S. G. Torrice Corp	115 HERITAGE AVE	PORTSMOUTH	NH	03801	603-373-6951					

**New Hampshire
2024 Collection Location Summary Report**

	Active	Wholesaler	Standard Plumbing & Heating	Standard Plumbing and Heating	100 West Rd	PORTSMOUTH	NH	03801	603-436-1400						
	Active	Wholesaler	Standard Plumbing & Heating	Standard Plumbing and Heating	100 West Rd	PORTSMOUTH	NH	03801	603-436-1400						
	Inactive	Wholesaler	The Granite Group	The Granite Group	100 COAKLEY RD	Portsmouth	NH	03801	603-545-3377						
	Active	Wholesaler	The Granite Group	The Granite Group	100 Coakley Road	Portsmouth	NH	03801							
	Active	HHW	Best Way - Raymond Transfer Station	Best Way - Raymond Transfer Station	Prescott Rd	Raymond	NH	03077							
	Prospective	Wholesaler	Zohoplacelholder	Raymond State Trade School		Raymond	NH	3077							
	Active	HHW	Rindge Transfer Station	Rindge Transfer Station	113 Main Street	Rindge	NH	03461	(603) 899-2107						
	Inactive	HHW	Home Construction-Closed	Home Construction-Closed	88 Airport Drive Ste. 200	Rochester	NH	03867							
	Active	Wholesaler	The Granite Group	The Granite Group	412 GONIC ROAD	Rochester	NH	03839	(603) 822-3010						
M11084	Active	Wholesaler	Wit-Way Supply	Wit-Way Supply	54 ALLEN STREET	ROCHESTER	NH	03867	603-332-5506	7/23/2024		0		10	0.062
	Active	Wholesaler	Wit-Way Supply	Wit-Way Supply	54 ALLEN STREET	ROCHESTER	NH	03867	603-332-5506						
	Active	Wholesaler	Wit-Way Supply	Wit-Way Supply	54 ALLEN STREET	ROCHESTER	NH	03867	603-332-5506						
	Active	Wholesaler	Wit-Way Supply Inc	Wit-Way Supply Inc	54 ALLEN STREET	ROCHESTER	NH	03867	603-332-5506						
	Prospective	Wholesaler	Zohoplacelholder	Strogen's Hvac		Rochester	NH	3839							
	Active	HHW	Rumney Transfer Station	Rumney Transfer Station	1363 Buffalo Rd	Rumney	NH	03266	603-786-9481						
	Active	HHW	Rye Recycling Center	Rye Recycling Center	309 Grove Rd	Rye	NH	03870	(603) 964-9708						
	Active	HHW	Rye Recycling Center	Rye Recycling Center	309 Grove Rd	Rye	NH	03870	(603) 964-9708						
M22510	Active	General Contractor	Jac Electrical Mechanical	Jac Electrical Mechanical	85 Shore Dr	Salem	NH	03079	(603) 893-9879	6/27/2024		0		107	0.7688
	Active	General Contractor	Jac Electrical Mechanical	Jac Electrical Mechanical	85 Shore Dr	Salem	NH	03079	(603) 893-9879						
	Active	Wholesaler	Northeast Electrical	Northeast Electrical	71 LOWELL ROAD	SALEM	NH	03079	603-893-3004						
	Active	Wholesaler	Northeast Electrical Distributors	Northeast Electrical Distributors	254 NO. BROADWAY	SALEM	NH	03079	603-898-8455						
	Active	Wholesaler	Rexel	Rexel	13 GARABEDIAN DRIVE	SALEM	NH	03079	603-894-9711						
	Active	Wholesaler	United Refrigeration	United Refrigeration 38	7 Raymond Ave	SALEM	NH	03079	603-894-1112						
	Active	HHW	Salisbury Nh Transfer Station	Salisbury NH Transfer Station	416 S ROAD	SALISBURY	NH	03268	(603) 648-2473						
	Active	HHW	Salisbury Nh Transfer Station	Salisbury NH Transfer Station	416 S ROAD	SALISBURY	NH	03268	(603) 648-2473						
	Active	HHW	Town Of Sanbornton	Town Of Sanbornton	17 Meetinghouse Hill Rd.	Sanbornton	NH	03269	603-934-7173						
	Active	HHW	Town Of Sanbornton	Town Of Sanbornton	17 Meetinghouse Hill Rd.	Sanbornton	NH	03269	603-934-7173						
	Active	HHW	Town Of Sanbornton	Town Of Sanbornton	17 Meetinghouse Hill Rd.	Sanbornton	NH	03269	603-934-7173						
	Active	HHW	Town Of Sanbornton	Town Of Sanbornton	17 Meetinghouse Hill Rd.	Sanbornton	NH	03269	603-934-7173						
	Active	HHW	Seabrook Transfer Station	Seabrook Transfer Station	43 Railroad Ave	Seabrook	NH	03874							
	Active	HHW	Somersworth	Somersworth	18 Lilac Lane	Somersworth	NH	03878							
	Active	HHW	Somersworth	Somersworth	18 Lilac Lane	Somersworth	NH	03878							
	Active	HHW	Sutton Transfer Station	Sutton Transfer Station - Recycling Center	795 Route 114	South Sutton	NH	03273	603-927-4475						
	Active	HHW	Sutton Transfer Station	Sutton Transfer Station - Recycling Center	795 Route 114	South Sutton	NH	03273	603-927-4475						
	Active	HHW	Strafford Recycle Center	Strafford Recycle Center	12 Mountain View Drive	Strafford	NH	03884	603-922-0663						
	Active	Wholesaler	Ralph Pill Electric Supply	Ralph Pill Electric Supply	62 Portsmouth Ave	Stratham	NH	03885	(603) 778-9585						
	Inactive	HHW	Sunapee Transfer Station	Sunapee Transfer Station	23 Edgemont Road	Sunapee	NH	03782	603-271-0878						
	Active	HHW	Sunapee Transfer Station	Sunapee Transfer Station	89 Avery Rd.	Sunapee	NH	03782	(603) 381-0203						
	Inactive	HHW	Town Of Tamworth	Town Of Tamworth	84 Main St.	Tamworth	NH	03886	(603) 323-8279						
	Active	HHW	Town Of Northfield	Town Of Northfield	21 Summer St.	Tilton	NH	03276	603-286-4490						
	Active	HHW	Town Of Tuftonboro	Town Of Tuftonboro	20 Sargent's Crossing	Tuftonboro	NH	03816	603-539-3264						
	Active	HHW	Tuftonboro Transfer Station	Tuftonboro Transfer Station	Sargents Crossing	Tuftonboro	NH	03816	603-539-3264						
	Active	Wholesaler	Smithfield Plumbing & Heating Supply	Smithfield Plumbing & Heating Supply	656 Route 3 South	Twin Mountain	NH	03595	603-846-5567						
	Active	HHW	Coos County Transfer Station	Coos County Transfer Station	Rte 3 & Back Pond Rd	W. Stewartstown	NH	03302							
	Active	HHW	Wakefield Transfer Station	Wakefield Transfer Station	330 Rines Rd	Wakefield	NH	03872							
	Active	HHW	Walpole Transfer Station	Walpole Transfer Station	207 Whitecome Rd.	Walpole	NH	03608							
	Active	HHW	Warner Transfer Station	Warner Transfer Station	188 Route 103	Warner	NH	03278							
	Active	HHW	Washington Transfer Station	Washington Transfer Station	963 S. Main St.	Washington	NH	03280							
	Active	HHW	Waterville Valley Transfer Station	Waterville Valley Transfer Station	PO Box 500	Waterville Valley	NH	03215							
	Active	HHW	Weare Transfer Station	Weare Transfer Station	224 Merrill Rd	Weare	NH	03281							
	Active	HHW	Weare Transfer Station	Weare Transfer Station	224 Merrill Rd	Weare	NH	03281							
	Active	HHW	Wentworth Transfer Station	Wentworth Transfer Station	7 ATWELL HILL RD	WENTWORTH	NH	03282	(603) 764-9955						
	Inactive	HHW	Lebanon Recycling Center	Lebanon Recycling Center		WEST LEBANON	NH	03784							
	Inactive	HHW	Lebanon Recycling Center	Lebanon Recycling Center		WEST LEBANON	NH	03784							
	Prospective	Wholesaler	Zohoplacelholder	Mj Hayward Mech-Elect		West Lebanon	NH	3784							
	Active	HHW	Whitefield Transfer Station	Whitefield Transfer Station	187 Hazen Road	Whitefield	NH	03598							
	Active	HHW	Town Of Winchester	Town Of Winchester	1 Richmond Rd	Winchester	NH	03470	603-239-4951						
	Active	HHW	Windham Transfer Recycling Center	Windham Transfer Recycling Center	2 Ledge Road, Unit 1	Windham	NH	03087	(603) 426-5102						
	Prospective	Wholesaler	Zohoplacelholder	Robert A. Sammataro, LLC	8 Dunraven Road	Windham	NH	03087-1265							
	Prospective	Wholesaler	Zohoplacelholder	Extra Time Enterprises, LLC	13 Jackman St.	Windham	NH	3087							
	Inactive	HHW	Town Of Wolfboro	Town Of Wolfboro	PO Box 629	Wolfboro	NH	03894	603-569-4439						
M17746	Active	HHW	Wolfeboro Transfer Station	Wolfeboro Transfer Station	400 Beech Pond Road	Wolfeboro	NH	03894	603-569-4439	4/5/2024		0		28	0.1736
M17746	Active	HHW	Wolfeboro Transfer Station	Wolfeboro Transfer Station	400 Beech Pond Road	Wolfeboro	NH	03894	603-569-4439	12/6/2024		0		11	0.0868
	Active	Wholesaler	Central Supply Inc	Central Supply Inc	24 RAILROAD STREET	WOODSVILLE	NH	03785	603-747-2328						

New Hampshire
2024 Collection Location Bin Receipt

Bin Bar Code	Status	Location Type	Account: TRC Account Name	Name	Street	City	State	Zip Code	Contact Phone	Return Date	Number of Loose Switches	Number of Mercury Thermostats	Total Mercury Volume (lbs.)
M19721	Active	Wholesaler	F.W. Webb	Fw Webb	46 Henniker Street	Concord	NH	03301	603-223-6580	1/8/2024	0	13	0.0806
M13091	Active	HHW	Derry Transfer Station	Derry Transfer Station	14 Manning St.	Derry	NH	03038	603-845-5574	9/25/2024	0	24	0.1488
M14512	Active	Wholesaler	F.W. Webb	F.W. Webb Co.	18 CONTINENTAL DRIVE	EXETER	NH	03833	603-772-3441	3/22/2024	2	40	0.2728
M20329	Active	Wholesaler	F.W. Webb	F. W. Webb Co.	302 Hounsell Ave.	Gilford	NH	03249	(603) 524-9322	3/25/2024	0	45	0.2914
M20328	Active	Wholesaler	F.W. Webb	F. W. Webb Co.	302 Hounsell Ave.	Gilford	NH	03249	(603) 524-9322	8/20/2024	0	6	0.0434
M11076	Active	HHW	Dowling Corporation	Dowling Corporation	363 Exeter Road	Hampton	NH	03842	603-433-1311	4/2/2024	0	15	0.1364
M19329	Active	HHW	Town Of Hanover Public Works	Town Of Hanover Public Works	194 Lebanon St.	Hanover	NH	03755	603-643-3327	12/13/2024	0	3	0.0186
M22147	Active	HHW	Hopkinton Webster Transfer Station	Hopkinton Webster Transfer Station	330 MAIN ST	Hopkinton	NH	03229	603-746-3810	2/15/2024	14	89	0.6448
M15945	Active	Wholesaler	S.G. Torrice Co	S. G. Torrice Corp	24 FLAGSTONE DRIVE	HUDSON	NH	03051	(603) 886-5733	10/18/2024	0	18	0.1302
M13720	Active	HHW	Bartlett Jackson Transfer Station	Bartlett Jackson Transfer Station	56 TOWN HALL RD	INTERVALE	NH	03845	603-271-0878	1/23/2024	0	10	0.062
M19295	Active	HHW	Lisbon Nh Transfer Station	Lisbon Nh Transfer Station	35 Ecology Drive	Lisbon	NH	03585	603-838-5131	4/1/2024	0	79	0.5146
M19579	Active	HHW	Littleton Transfer Station	Littleton Transfer Station	1213 Mt. Eustis	Littleton	NH	03561		12/20/2024	0	6	0.0372
M13488	Active	Wholesaler	F.W. Webb	F.W. Webb Co.	1173 CONWAY RD.	MADISON	NH	03849	603-367-8852	10/15/2024	0	38	0.2356
M10893	Active	Wholesaler	F.W. Webb	F.W. Webb Branch 54	25 UNION STREET	MANCHESTER	NH	03103	603-668-6488	11/8/2024	531	18	3.5154
M20330	Active	Wholesaler	F.W. Webb	F. W. Webb Co.	34 Beech St.	Manchester	NH	03103	(603) 668-6488	11/8/2024	51	41	0.6572
M14233	Active	Wholesaler	Sid Harvey	Sid Harvey Industries	999 CANDIA RD.	MANCHESTER	NH	03109	603-669-3060	1/26/2024	0	97	0.6324
M16621	Active	Wholesaler	United Refrigeration	United Refrigeration 41	60 Buckley Circle	Manchester	NH	03109	603-669-2896	11/12/2024	0	49	0.5766
M19850	Active	HHW	Merrimack Transfer Station	Merrimack Transfer Station	1 Fearon Rd	Merrimack	NH	03054	603-424-2604	2/13/2024	0	27	0.1922
M21107	Active	Wholesaler	The Granite Group	The Granite Group	183 Elm Street	Milford	NH	03055	(603) 732-0590	10/22/2024	0	22	0.186
M13202	Active	HHW	Moultonborough Transfer Station	Moultonborough Transfer Station	6 Holland Street	Moultonborough	NH	03254	603-476-8800	4/4/2024	0	31	0.1922
M13087	Active	HHW	Nashua Solid Waste	Nashua Solid Waste	840 WEST HOLLIS ST.	NASHUA	NH	03062	603-589-3413	10/25/2024	0	24	0.1488
M13822	Active	Wholesaler	Total Air Supply	Total Air Supply	171 EAST HOLLIS ST.	NASHUA	NH	03060	603-889-0100	9/20/2024	4	107	0.6882
P10762	Active	HHW	Town Of New London - Public Works Dep	Town Of New London - Public Works Dept.	1213 Newport Road	New London	NH	03257	(603) 526-6337	1/26/2024	0	12	0.0744
P10762	Active	HHW	Town Of New London - Public Works Dep	Town Of New London - Public Works Dept.	1213 Newport Road	New London	NH	03257	(603) 526-6337	9/26/2024	0	8	0.0496
M13073	Active	HHW	Portsmouth Transfer Station	Portsmouth Transfer Station	680 Peverly Hill Rd	Portsmouth	NH	03801	603-766-1412	3/28/2024	3	19	0.1426
M11084	Active	Wholesaler	Wit-Way Supply	Wit-Way Supply	54 ALLEN STREET	ROCHESTER	NH	03867	603-332-5506	7/23/2024	0	10	0.062
M22510	Active	General Contractor	Jac Electrical Mechanical	Jac Electrical Mechanical	85 Shore Dr	Salem	NH	03079	(603) 893-9879	6/27/2024	0	107	0.7688
M17746	Active	HHW	Wolfeboro Transfer Station	Wolfeboro Transfer Station	400 Beech Pond Road	Wolfeboro	NH	03894	603-569-4439	4/5/2024	0	28	0.1736
M17746	Active	HHW	Wolfeboro Transfer Station	Wolfeboro Transfer Station	400 Beech Pond Road	Wolfeboro	NH	03894	603-569-4439	12/6/2024	0	11	0.0868