

2024 Annual Report

MASSACHUSETTS



TABLE OF CONTENTS

Thermostat Recycling Corporation Governance _____	3
Thermostat Recycling Corporation Board Members _____	3
Thermostat Recycling Corporation Dues Paying Members _____	3
Thermostat Recycling Corporation Staff _____	3
MASSACHUSETTS _____	4
2024 Collections and Evaluation _____	4
2024 Collections by Brand _____	30
2024 Summary of the Program Expenses _____	32
2024 Education and Outreach _____	33
2025 Program Modifications _____	44
Contact Information _____	45
Appendices _____	46

THERMOSTAT RECYCLING CORPORATION GOVERNANCE

Thermostat Recycling Corporation Board Members

Arnie Meyer (Chairman)
Resideo / Honeywell Home (f/k/a Honeywell)

Charles Ketterer (Vice-Chairman)
Emerson Technologies (White Rodgers)

Bob Johnson (Treasurer)
Lennox

Thermostat Recycling Corporation Dues Paying Members

Bard Manufacturing Company, Inc.	ITT Inc.
Burnham LLC	Johnson Controls
Carrier Corporation	Lennox
Chromalox, Inc.	Google
ClimateMaster, Inc.	Nortek Global HVAC, LLC
Crane Company	Rheem Manufacturing Company
Daikin Applied (McQuay)	Schneider Electric USA, Inc.
Dwyer Instruments, Inc.	Taco, Inc.
ecobee	The Marley-Wylain Company
Empire Comfort Systems	TPI Corporation
General Electric Company	Trane Residential Systems
Goodman Distribution, Inc.	Uponor, Inc.
Ademco Inc., wholly owned subsidiary of Resideo Technologies, Inc. (Honeywell Home)	W. W. Grainger, Inc.
Hunter Fan Company	White Rodgers, a division of Emerson Electric Co.

Thermostat Recycling Corporation Staff

Danielle Myers
Executive Director

Dahlia Brennan
Operations Administrator

MASSACHUSETTS

2024 Collections and Evaluation

The following analytical report details the annual program performance for mercury thermostat collection in the state of Massachusetts in 2024.

A few of the program highlights for 2024 are included below:

- In 2024 the program **collected 35.6 lbs. of mercury** in Massachusetts. Since 2001, the annual quantity of mercury collected in Massachusetts has been an average of 38.5 lbs.
- The program collected **4,238 whole thermostats in 2024**. This was a 28% decrease over the number of thermostats collected in 2023. Since 2001, the average thermostat count per year is 4,801.
- The average **number of whole thermostats collected per bin in 2024 was 50 thermostats**, a decrease from 70 in 2023.
- The counties with the most bins and thermostats returned in 2024 were **Hampden County (12 bins, 1,123 thermostats), Middlesex County (14 bins, 848 thermostats), and Plymouth County (8 bins, 576 thermostats)**.
- In 2024, **28% of the partner locations returned at least one bin**.
- **A total of 145 'Miss You' calls were placed** in 2024 and **39 site visits** completed.
- In addition to 4,238 whole thermostats, **1,071 loose switches were collected**, bringing the total **number of "thermostat equivalents" returned in 2024 to 5,208**.

Section 1: Program Analytics

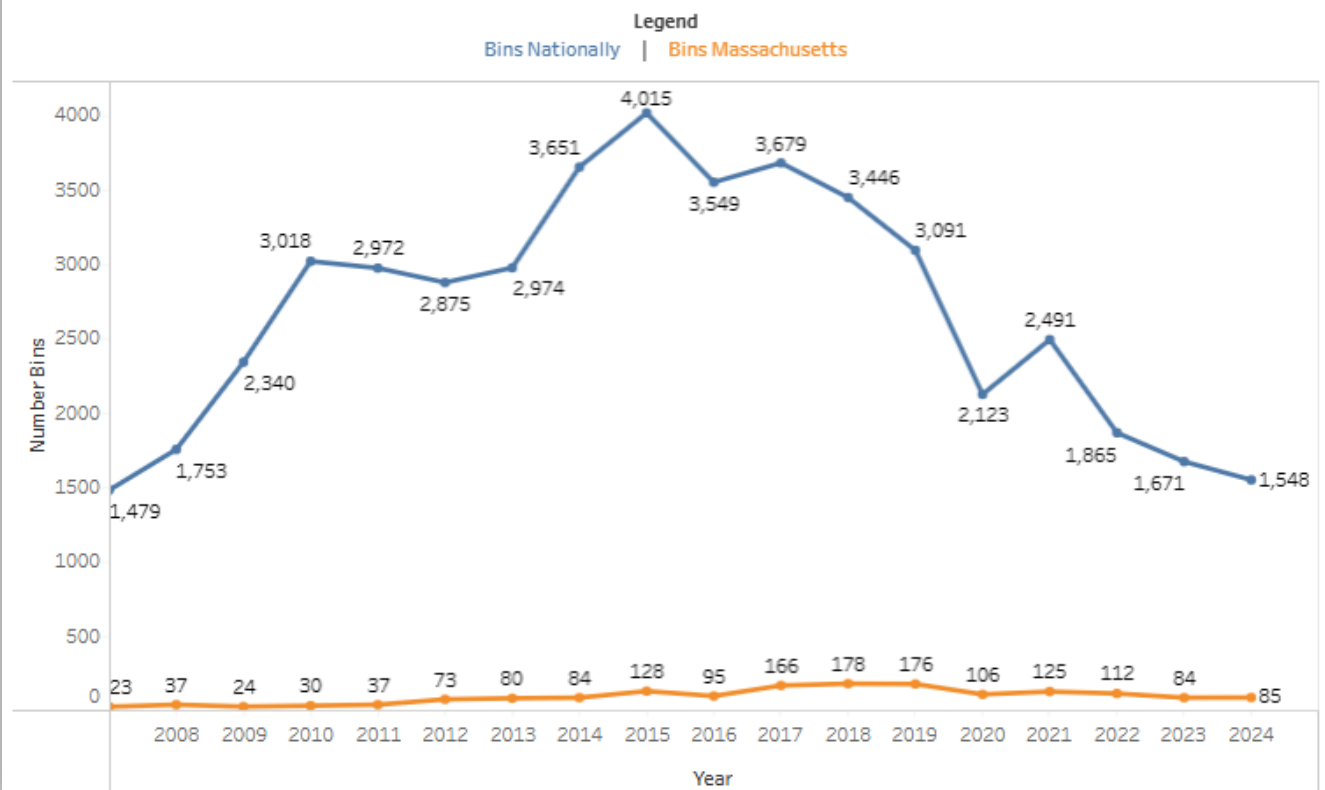
Section 1 of this report examines the annual performance of the thermostat collection recycling program in terms of bins, thermostats, and mercury collected as well as the year-over-year progression of the program. On average, the program has collected 38.5 lbs. of mercury and 4,801 whole thermostats per year since 2001. In 2024, the program collected 35.6 lbs. of mercury from 4,238 thermostats and 1,071 loose switches. Figure 1 displays the total number of bins, the total number of thermostats, and the quantity of mercury collected in Massachusetts since the beginning of the program.

Figure 1 - Program Performance Over Time

Year	Number Bins	Number Thermostats	Mercury (Lb)
2001	4	262	2.7
2002	7	429	3.9
2003	19	1,168	11.6
2004	41	3,242	28.5
2005	34	2,874	28.1
2006	41	3,250	26.5
2007	23	2,024	18.8
2008	37	2,770	30.0
2009	24	1,799	17.4
2010	30	2,211	19.6
2011	37	2,539	25.1
2012	73	5,798	46.1
2013	80	6,549	50.8
2014	84	6,155	49.2
2015	128	7,881	63.0
2016	95	5,232	43.8
2017	166	8,444	67.2
2018	178	13,959	98.0
2019	176	13,114	98.4
2020	106	6,043	48.8
2021	125	5,585	43.2
2022	112	8,333	57.2
2023	84	5,899	46.3
2024	85	4,238	35.6
Total	1,792	120,017	961.9
Average	72	4,801	38.5

Figure 2 displays the number of bins collected in Massachusetts since the initiation of the collection program, as well as the total number of bins collected in the U.S. over the same period. The number of bins collected in Massachusetts has generally increased from 2000 to 2018. In 2024, bin returns increased to 85 bins.

Figure 2 - Bins Collected Over Time in Massachusetts and Nationally



The 35.6 lbs. of mercury collected in Massachusetts in 2024 reflected a 23% decrease when compared to the 46.3 lbs. collected in 2023. Figure 3 displays the quantity of mercury collected in Massachusetts over time as well as the annual percent change in Massachusetts and nationally.

Figure 3 - Quantity (Lb) of Mercury Collected in Program and Annual Changes to Massachusetts and Nationally

Year	Mercury (Lb)	% Change Massachusetts	% Change Nationally
2001	2.7	30%	89%
2002	3.9	42%	14%
2003	11.6	199%	11%
2004	28.5	146%	17%
2005	28.1	-1%	11%
2006	26.5	-6%	32%
2007	18.8	-29%	2%
2008	30.0	60%	16%
2009	17.4	-42%	16%
2010	19.6	13%	26%
2011	25.1	28%	4%
2012	46.1	83%	-5%
2013	50.8	10%	-5%
2014	49.2	-3%	13%
2015	63.0	28%	-1%
2016	43.8	-30%	-15%
2017	67.2	53%	-7%
2018	98.0	46%	-42%
2019	98.4	0%	5%
2020	48.8	-50%	-35%
2021	43.2	-11%	5%
2022	57.2	32%	-28%
2023	46.3	-19%	1%
2024	35.6	-23%	-22%
Average	38.5		

Massachusetts collected 4,238 thermostats in 2024. This was a 28% decrease over the number of thermostats collected in 2023. Figure 4 displays the total number of thermostats collected in Massachusetts and nationally, and Figure 5 shares the underlying data as well as the calculated annual percent change.

Figure 4 - Number of Whole Thermostats Collected Over Time in Massachusetts and Nationally

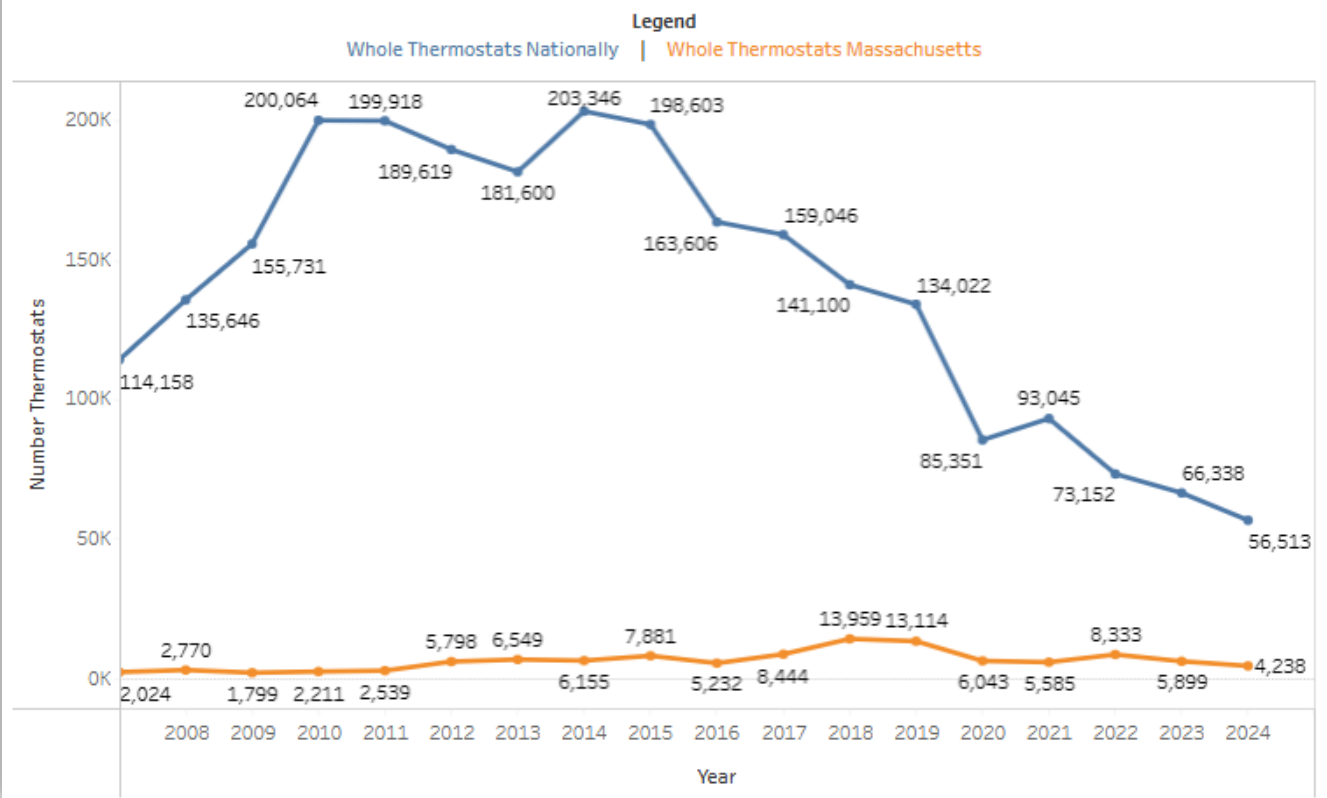


Figure 5 - Whole Thermostats Collected in Massachusetts and Nationally Over Time and Annual Percent Change

Year	Number Thermostats	% Change Massachusetts	% Change Nationally
2001	262	20%	
2002	429	64%	27%
2003	1,168	172%	7%
2004	3,242	178%	23%
2005	2,874	-11%	8%
2006	3,250	13%	30%
2007	2,024	-38%	0%
2008	2,770	37%	19%
2009	1,799	-35%	15%
2010	2,211	23%	28%
2011	2,539	15%	0%
2012	5,798	128%	-5%
2013	6,549	13%	-4%
2014	6,155	-6%	12%
2015	7,881	28%	-2%
2016	5,232	-34%	-18%
2017	8,444	61%	-3%
2018	13,959	65%	-11%
2019	13,114	-6%	-5%
2020	6,043	-54%	-36%
2021	5,585	-8%	9%
2022	8,333	49%	-21%
2023	5,899	-29%	-9%
2024	4,238	-28%	-15%
Average	4,801		

Figure 6 displays the monthly distribution of bins and thermostats collected in Massachusetts in 2024.

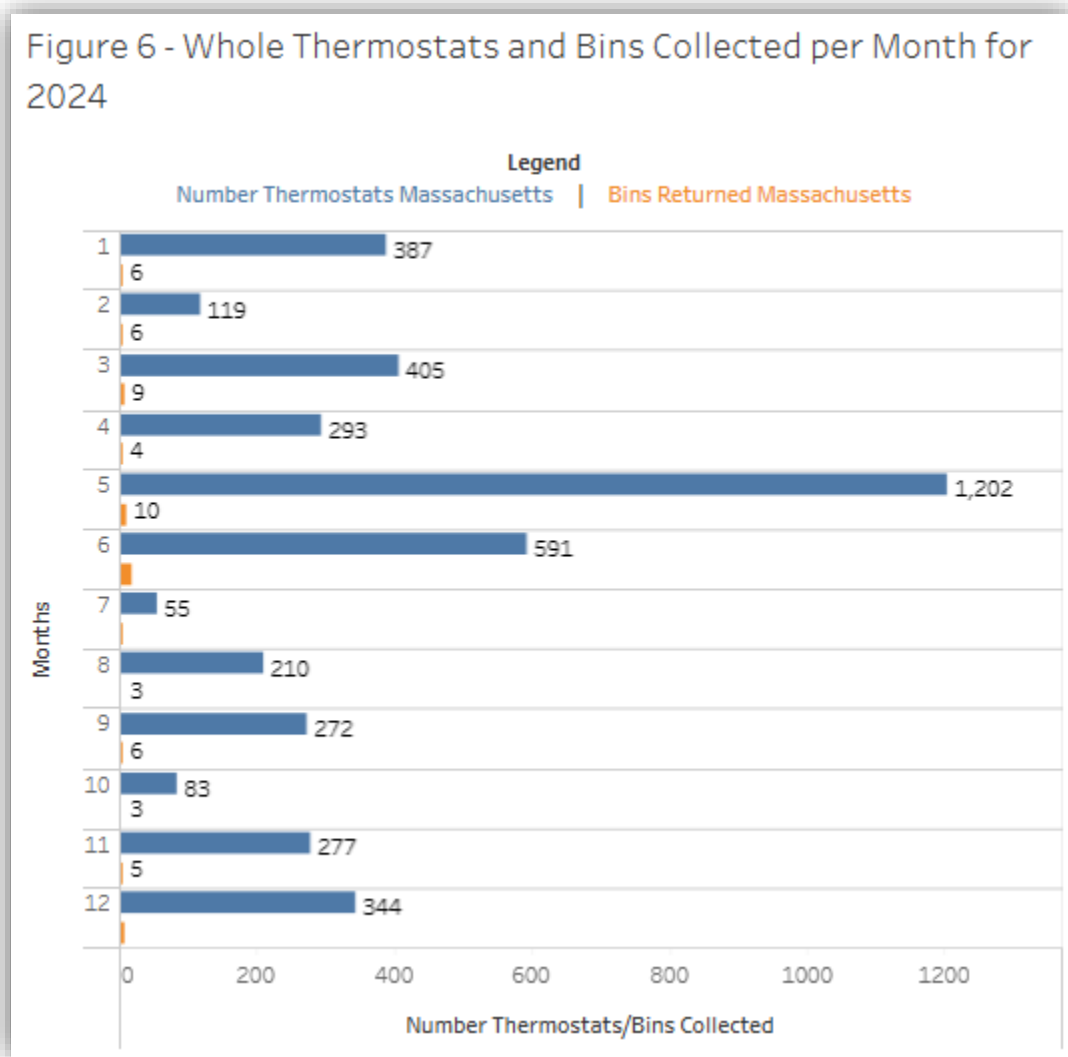


Figure 7 shows the average number of thermostats per bin returned per month for the year.

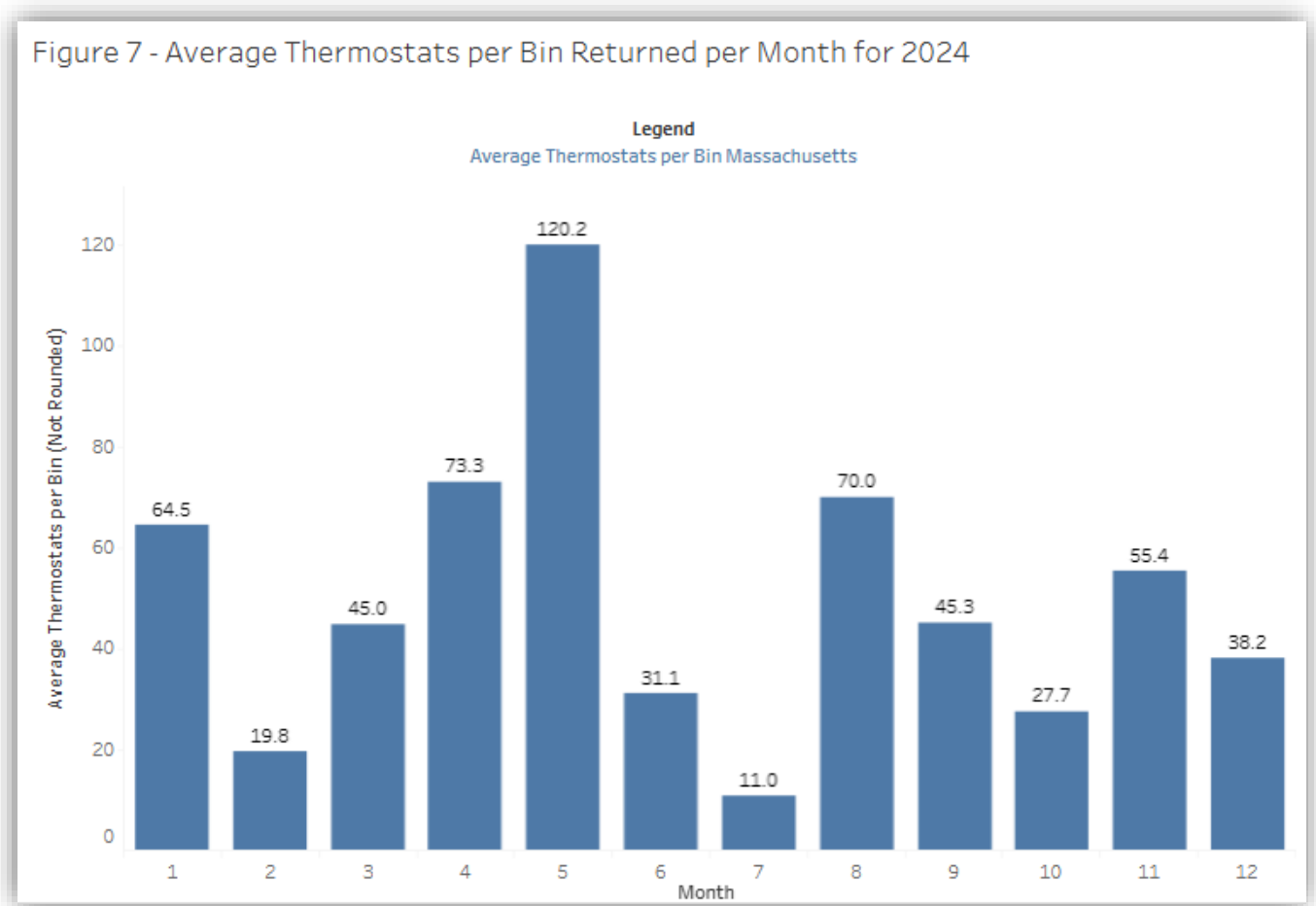


Figure 8 displays the average number of thermostats returned per bin in Massachusetts and in the U.S. since the beginning of the Massachusetts program. Nationally, the number of thermostats per bin has been decreasing annually since 2000. In Massachusetts a different pattern is observed, with the average fluctuating throughout the years. The number of thermostats per bin in 2024 (50 thermostats per bin avg.) decreased from 2023 (70 thermostats per bin avg.).

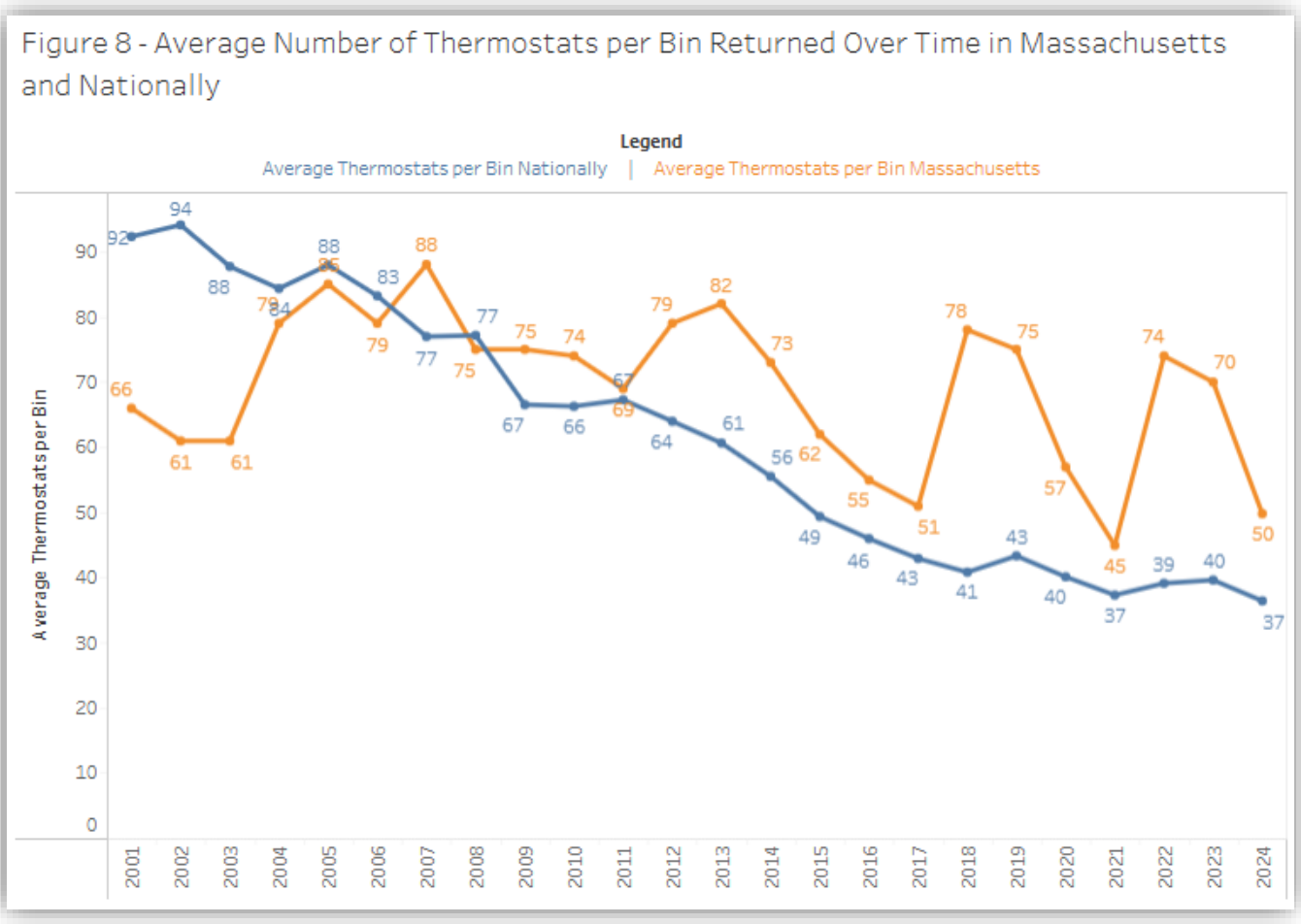
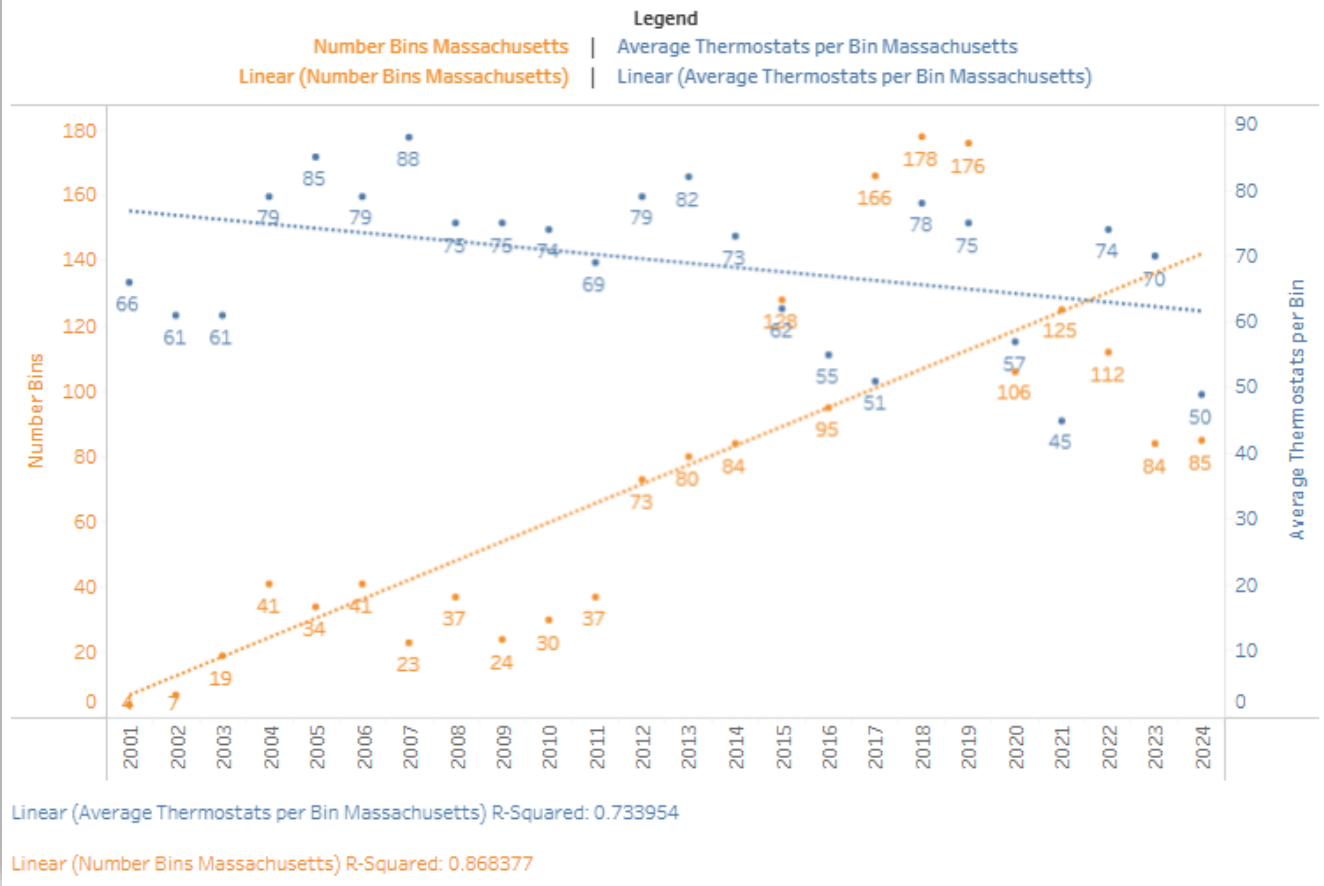


Figure 9 plots the total bins returned over time along with the average number of thermostats per bin over the same period. In general, the number of bins returned in Massachusetts increased from 2000 to 2018, and the average number of thermostats per bin has remained fairly steady.

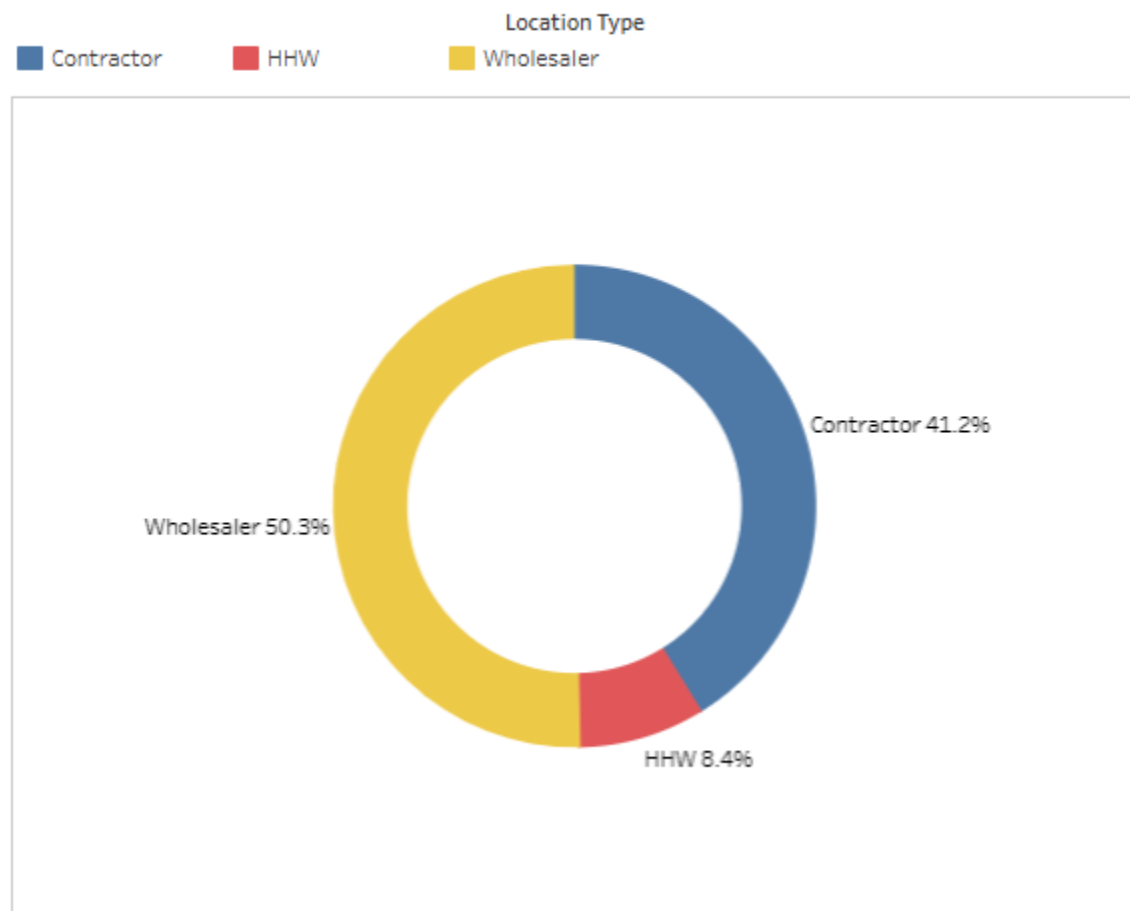
Figure 9 - Total Bins and Average Number of Thermostats per Bin over Time



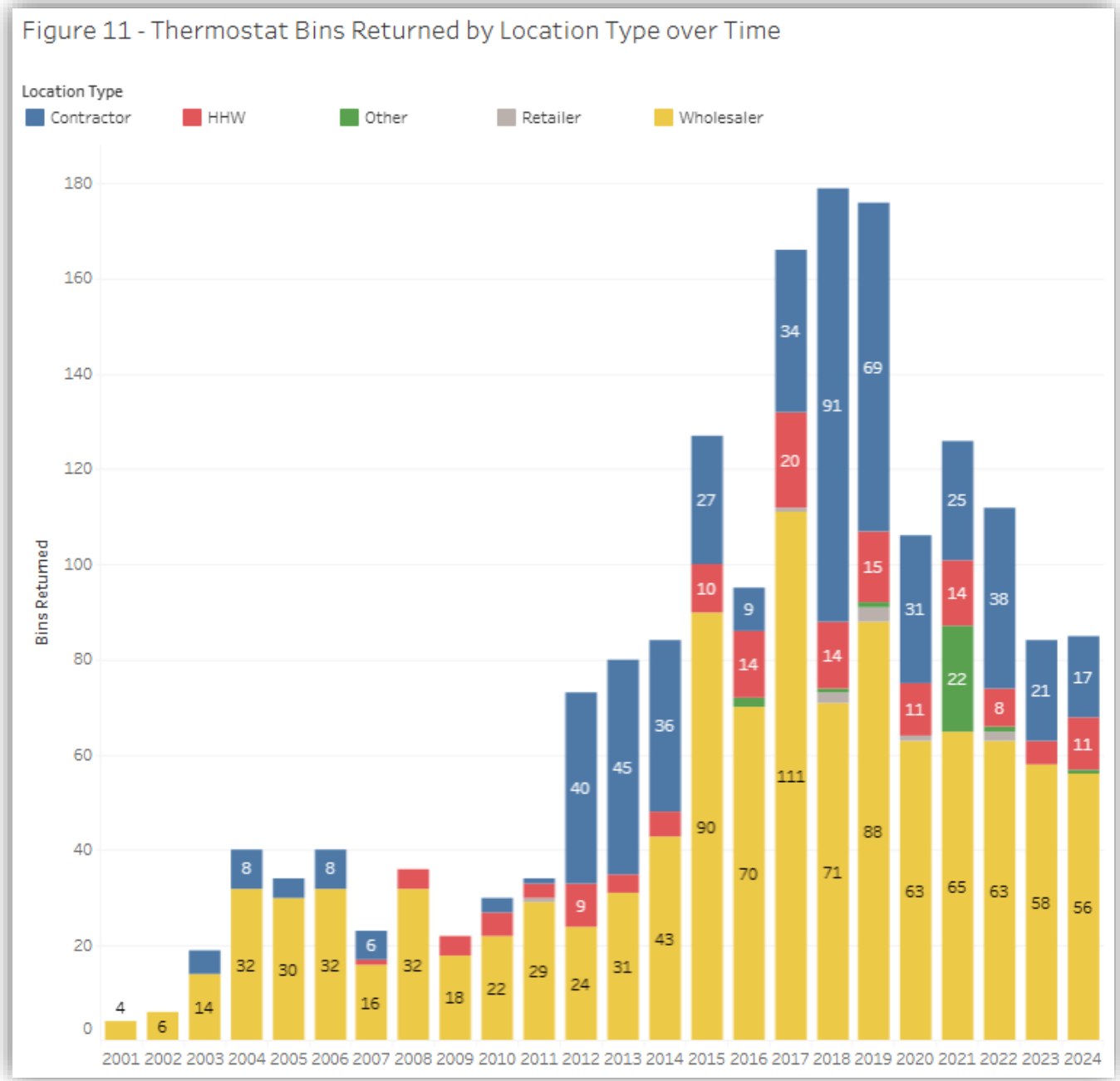
SECTION 2: Channel Partner Analysis

Section 2 of the report examines the partner locations in more detail. Most thermostats collected in Massachusetts were through wholesalers (50.3%) and contractors (41.2%), with the remaining thermostats collected by HHWs (8.4%). Figure 10 shows the distribution of thermostats collected by location type in 2024.

Figure 10 - Thermostats Collected by Location Type in 2024



The number of bins returned in 2024 decreased from 2023 levels across all location types, except HHWs. Figure 11 displays the change in the number of bins returned by thermostat collection type over time in Massachusetts.



In 2024, 28% of Massachusetts locations possessing a collection bin sent back at least one bin for recycling. The distribution is displayed in Figure 12.

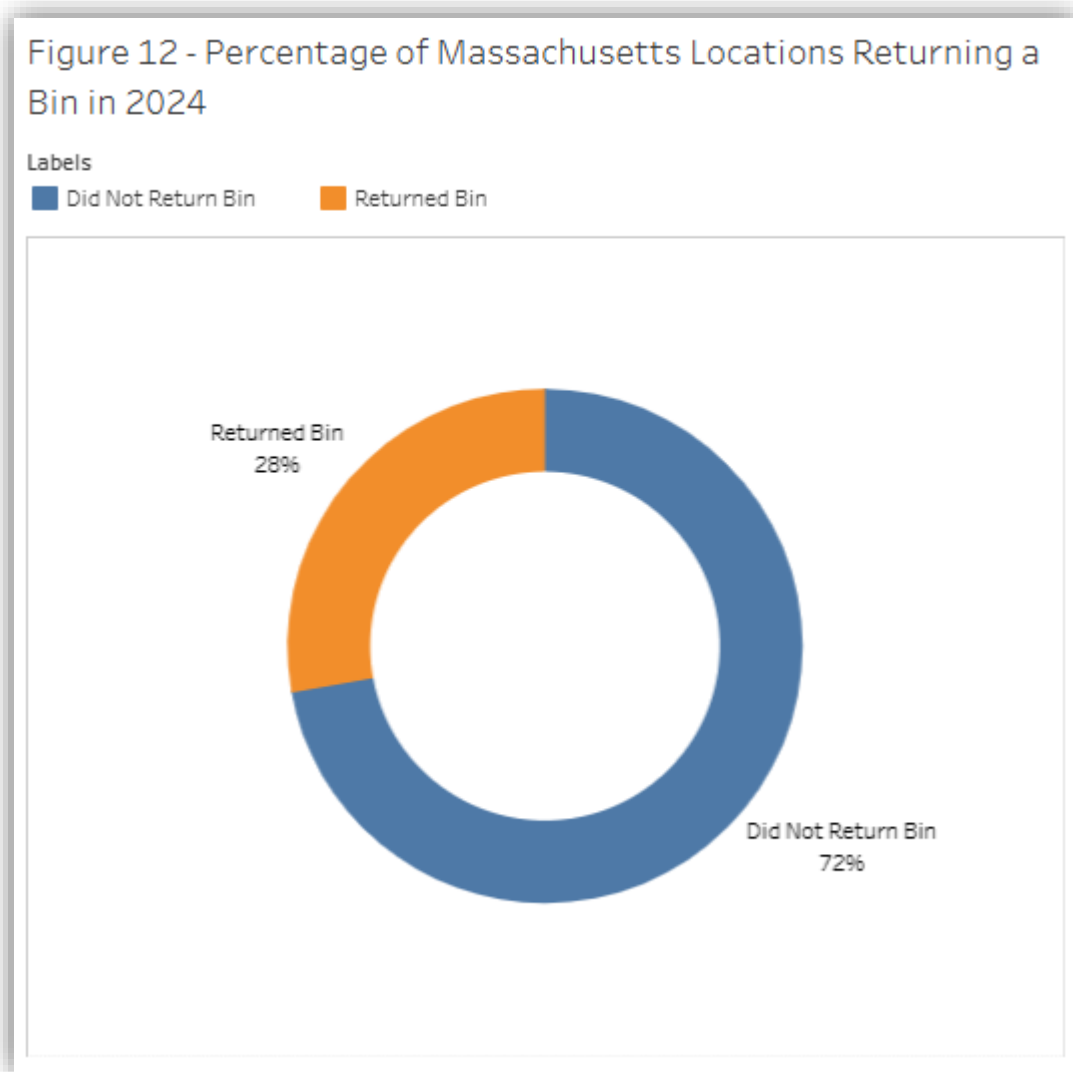


Figure 13 displays the total bins and thermostats returned by county in 2024. An analysis of the top performing counties revealed that Hampden County (12 bins, 1,123 thermostats), Middlesex County (14 bins, 848 thermostats), and Plymouth County (8 bins, 576 thermostats) returned the greatest number of bins and thermostats in 2024.

Figure 13 - Bins Returned and Total Thermostats Returned 2024 by County

	Number Thermostats	Number Bins
Hampden	1,123	12
Middlesex	848	14
Plymouth	576	8
Barnstable	433	8
Norfolk	396	9
Bristol	324	12
Hampshire	253	7
Worcester	166	7
Suffolk	41	1
Franklin	38	1
Berkshire	30	4
Essex	10	2

TRC partner Home Works Energy Inc. (1,178 thermostats) returned the highest number of thermostats in Massachusetts in 2024. They are followed by Covanta- SEMASS (573 thermostats) and F.W. Webb (443 thermostats). It is important to note that Scanlon Associates is an account that encompasses many local contractors directly participating in TRC's program, specifics are available in the appendix – 2024 Collection Location Bin Receipts. Figure 14 displays the top performers in terms of total thermostats returned in 2024.

Figure 14 - Top 10 Performing TRC Partners in Massachusetts

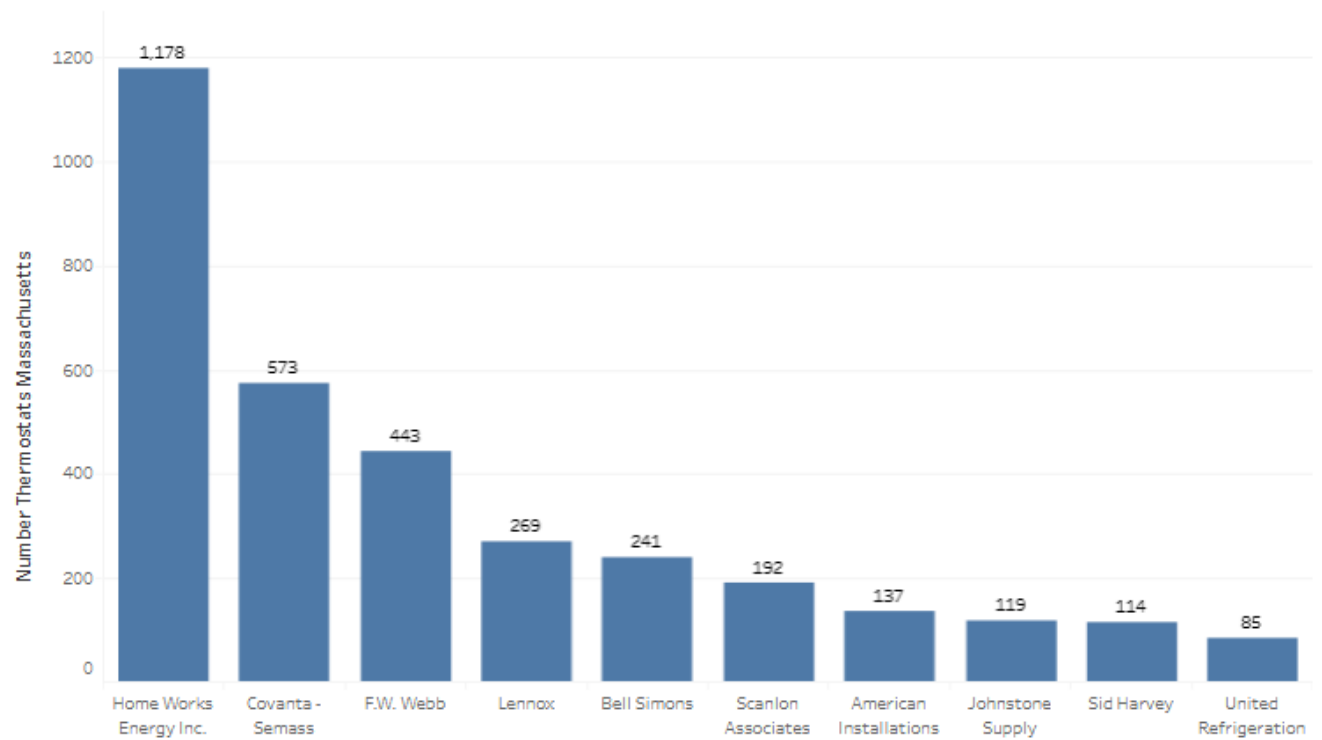


Figure 15 includes the top performers for 2024 by each of the following categories: total bins returned, total thermostats returned, and average number of thermostats per bin.

Figure 15 - Top 10 Performing Partners by Total Bins, Total Thermostats, and Average Thermostats per Bin

	Number Thermostats	Number Bins	Average Thermostats per Bin
Home Works Energy Inc.	1,178	8	147
Covanta - Semass	573	11	52
F.W. Webb	443	6	74
Lennox	269	3	90
Bell Simons	241	7	34
Scanlon Associates	192	1	192
American Installations	137	1	137
Johnstone Supply	119	2	60
Sid Harvey	114	1	114
United Refrigeration	85	4	21

TRC conducted several activities in 2024 to increase the number of bins and thermostats returned in Massachusetts. These activities included site visits and ‘miss you’ calls to collection locations that may not have returned a bin recently. In 2024, 39 site visits were conducted in Massachusetts, and a total of 145 ‘miss you’ calls were placed. Figure 16 displays the relationship between the number of site visits per month, the bins returned per month, and the number of thermostats (in 100’s) returned per month. In 2024, there was a positive correlation between activities performed and the number of thermostats returned.

Figure 16 - Relationship Between Site Visits and Bins and Thermostats Returned Per Month in 2024

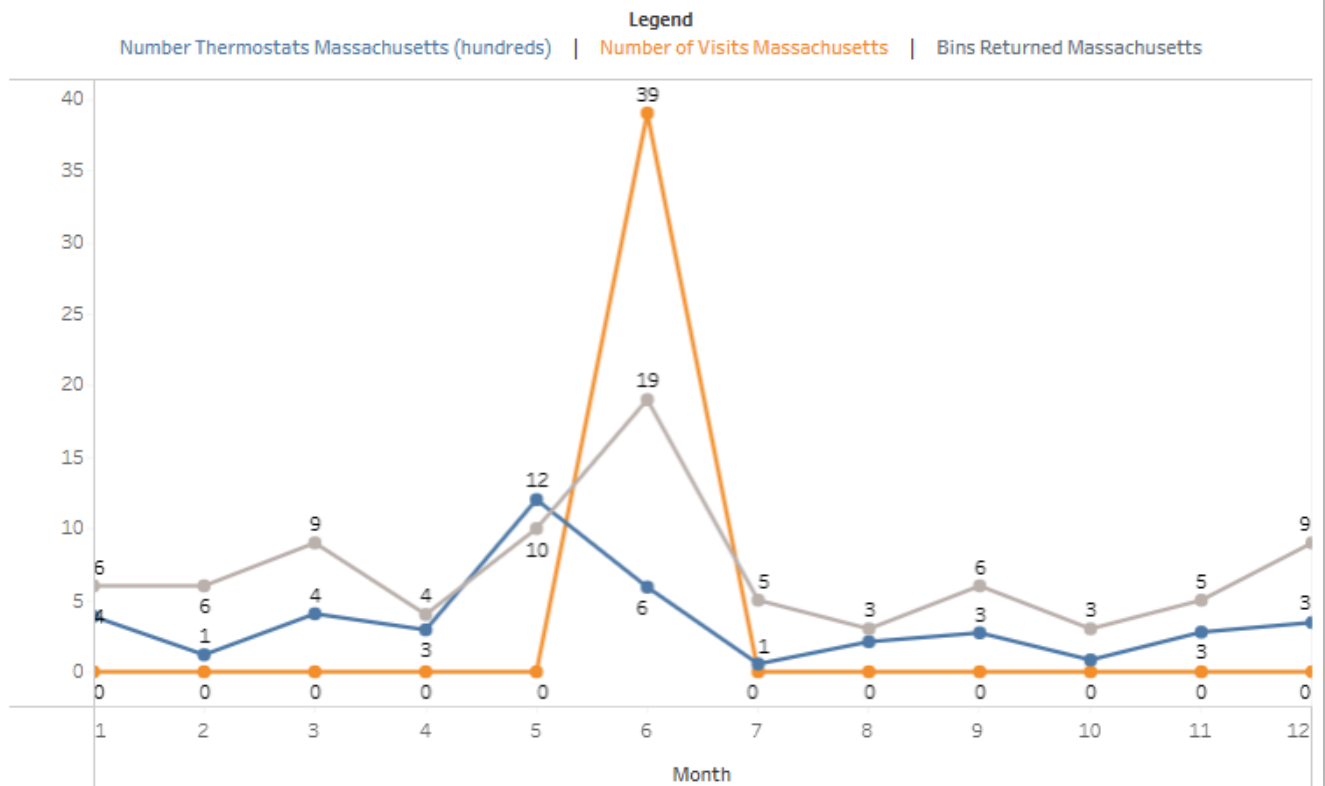
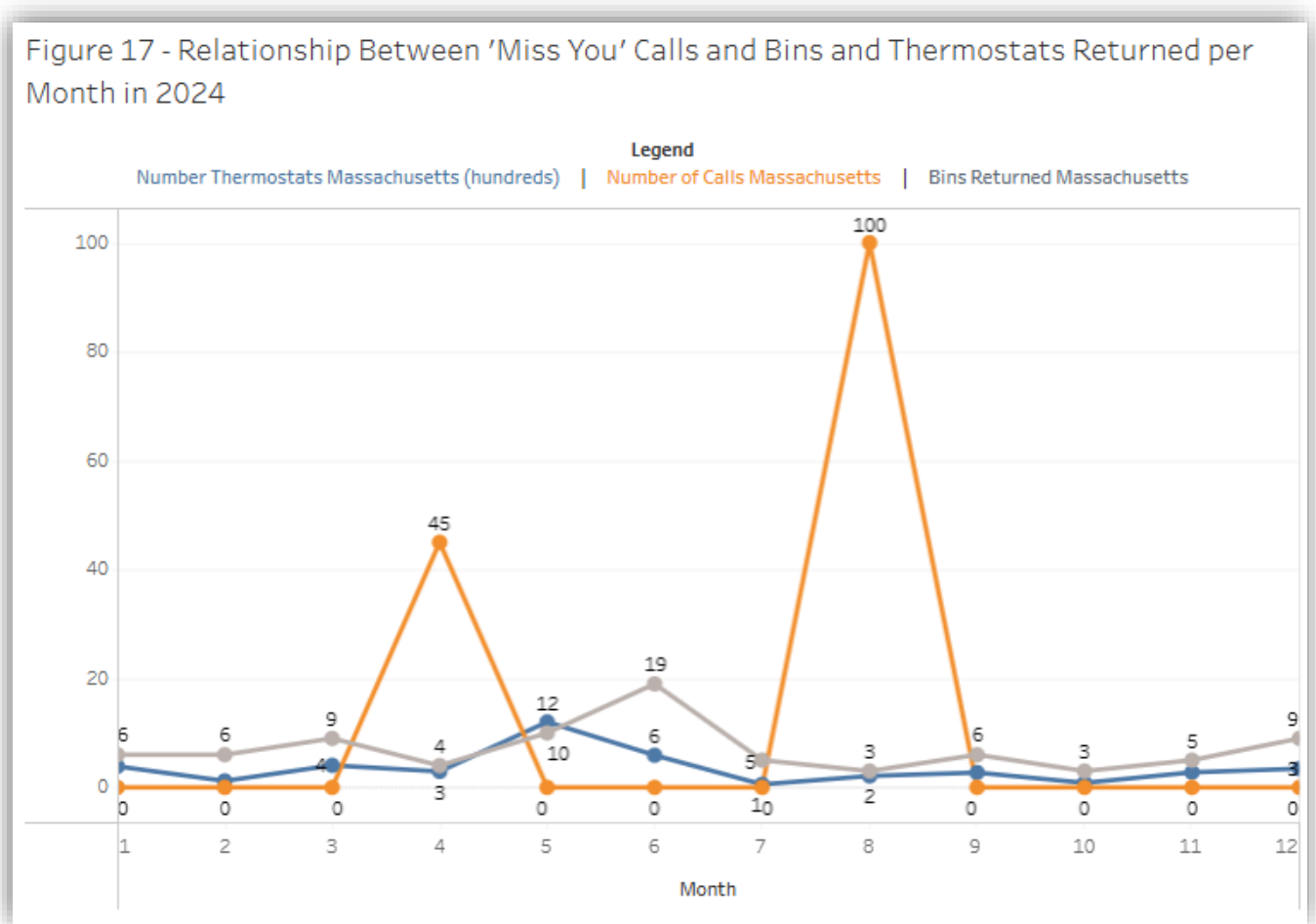


Figure 17 displays the relationship between the number of calls per month, the bins returned per month and the number of thermostats (by 100's) returned per month.



SECTION 3: Comparisons to National and Other States' Data

To compare how the Massachusetts collection partners performed in 2024, the national average for the number of bins returned per location that returned at least one bin was calculated and compared to the Massachusetts average since 2012. The average number of bins does not include locations that did not return any bins in that year. It should be noted that when making comparisons each state has different regulations, a different mix of housing types, local policies, and incentives that may have a unique impact on returns. Recently, the average number of bins returned per location per year was higher in Massachusetts than the U.S. average, as shown in Figure 18.

Figure 18 - Average Number of Bins Returned Per Location Per Year

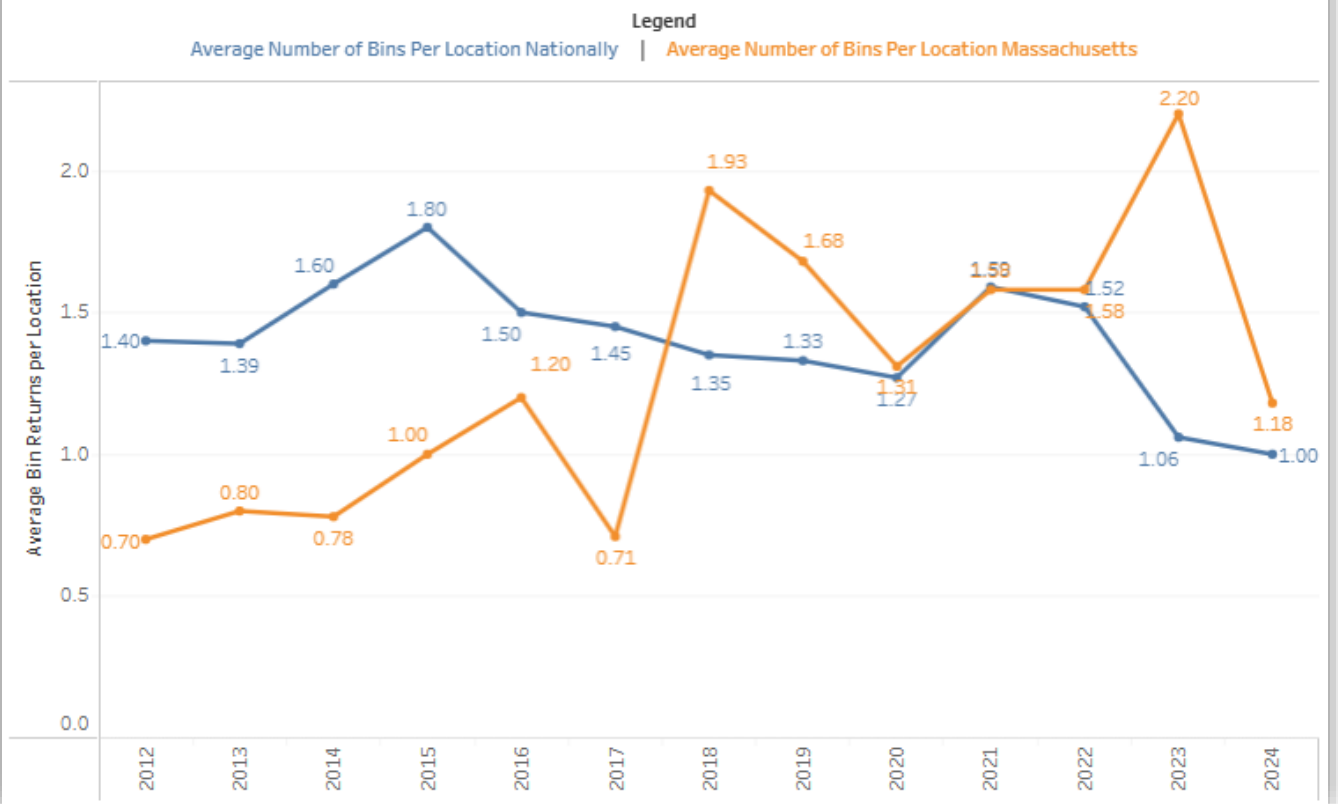


Figure 19 displays the locations in Massachusetts that returned more than one bin in any given year since 2023, and Figure 20 displays the top 10 partners in the U.S. over the last four years in terms of the number of bins returned.

Figure 19 - Partner Locations in Massachusetts

2023	
F.W. Webb	12
Covanta - Semass	10
Home Works Energy Inc.	8
Bell Simons	4
Sid Harvey	4
United Refrigeration	4
Interstate Electric Equipment	3
Plumbers' Supply Company	3
Supply New England	3
American Installations	2
Lennox	2
Rise Engineering	2
S.G. Torrice Co	2
Scanlon Associates	2
The Portland Group	2
Total Comfort Mechanical	2
Watsco	2
2024	
Covanta - Semass	11
Home Works Energy Inc.	8
Bell Simons	7
F.W. Webb	6
United Refrigeration	4
Lennox	3
Plumbers' Supply Company	3
Watsco	3
Center For Ecotechnology	2
Control Consultants	2
Johnstone Supply	2
Plumber's Supply	2
Robinson Supply Company	2
Supply New England	2
The Portland Group	2

Figure 20 - Top 10 Performing Partner Locations Nationwide in Bins Returned Last 4 Years

2021		2023	
Johnstone Supply	303	Johnstone Supply	213
R. E. Michel Co.	190	R.E. Michel Company, Inc	113
United Refrigeration	123	United Refrigeration	86
Ferguson	69	Ferguson	59
Lennox	60	Lennox	41
Goodman Distribution	46	Goodman Distribution	33
Refrigeration Supplies Distributor (RSD)	39	US Air Conditioning Distributors (USACD)	33
Watsco	38	F.W. Webb	31
F.W. Webb	37	Refrigeration Supplies Distributor (RSD)	30
Us Air Conditioning Distributors (USACD)	37	Sid Harvey	24
2022		2024	
Johnstone Supply	246	Johnstone Supply	163
R.E. Michel Co.	157	R. E. Michel Co.	107
United Refrigeration	80	United Refrigeration	64
Ferguson	46	Lennox	58
Us Air Conditioning Distributors (USACD)	43	Ferguson	37
Lennox	42	Refrigeration Supplies Distributor (RSD)	36
Refrigeration Supplies Distributor (RSD)	42	F.W. Webb	31
Watsco	35	US Air Conditioning Distributors (USACD)	29
Sid Harvey	32	Goodman Distribution	23
F.W. Webb	31	Gustave A Larson	20

Figure 21 displays total percentage of locations that actively participated in the program (active participation defined as sending back at least one bin) in 2024, for all the states that mandate thermostat returns reporting as well as the U.S. national average for all states (reporting and non-reporting). In 2024, 28% of the locations in Massachusetts returned at least one bin compared to a national average of 17%. The highest percentage of locations returning a bin in 2024 among states that mandate thermostat returns reporting was Rhode Island (75%).

Figure 21 - Percent of Locations Returning a Bin in 2024

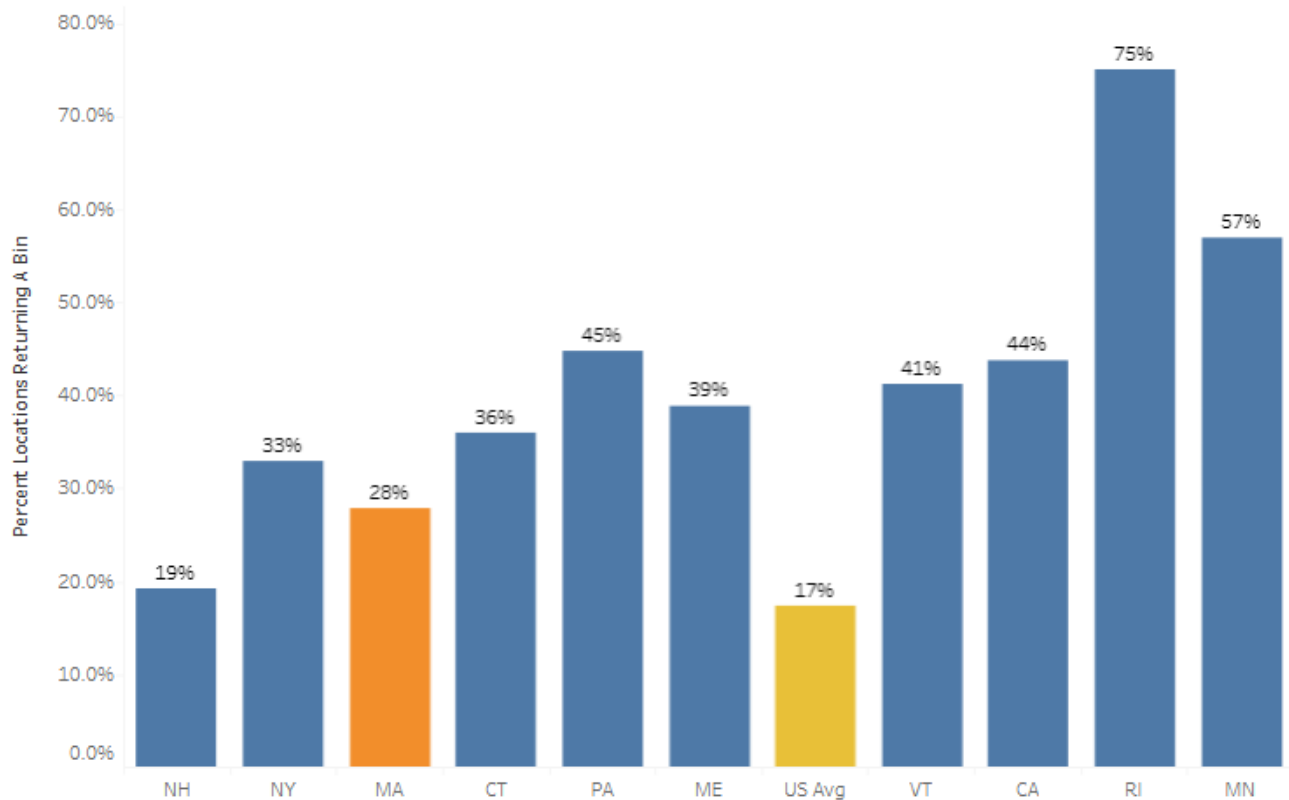


Figure 22 compares the Massachusetts and national rates for several analytics. These include total whole thermostats, bins, and loose switches collected, number of thermostats collected by total locations and per actively participating locations, number of thermostats per bin returned on average, equivalent average, and number of mercury thermostat equivalents returned in 2024. The equivalent average is an average of the number of switches in whole thermostats collected in Massachusetts, and it is used to represent an equivalent number of thermostats from returned loose switches. The thermostat equivalent number includes the total of whole thermostats returned plus the number of thermostats estimated from loose switches.

Figure 22 - Comparison of States and US Average Among Several Categories

State	Whole Thermostats	Bins	Loose Switches	Thermostats returned per total # of locations with bins	Average Thermostats per bin	Average Thermostats collected per location that returned	Equivalent Average	Thermostats Equivalent in 2024	% Change over previous year
CA	4,021	308	1,080	5	13	10	1.8379	4,609	-50%
CT	1,011	30	398	5	34	13	1.1602	1,354	-8%
MA	4,238	85	1,071	14	50	46	1.1036	5,208	-19%
ME	2,867	88	16	15	33	33	1.0373	2,882	14%
MN	4,001	68	838	31	59	51	1.1600	4,723	-32%
NH	997	29	605	5	34	24	1.1344	1,530	56%
NY	2,670	94	406	6	28	16	1.1955	3,010	23%
PA	4,074	78	1,222	13	52	26	1.2629	5,042	-27%
RI	1,750	31	122	44	56	51	1.0234	1,869	24%
VT	1,680	64	40	12	26	22	1.0833	1,717	-3%
US Avg	1,130	32	217	15	37	37	1.3240	1,348	1%

Figure 23 ranks the states for each category. The states displayed are those that mandate thermostat returns reporting.

Figure 23 - Comparison of States and US Average Among Several Categories, Rankings

	Whole Thermostats	Bins	Loose Switches	Thermostats returned per total # of locations with bins	Average Thermostats per bin	Average Thermostats collected per location that returned at least one bin in 2024	Equivalent Average	Thermostat Equivalents in 2024	% Change over previous year
1	MA	CA	PA	RI	MN	MN	CA	MA	NH
2	PA	NY	CA	MN	RI	RI	US Avg	PA	RI
3	CA	ME	MA	ME	PA	MA	PA	MN	NY
4	MN	MA	MN	US Avg	MA	US Avg	NY	CA	ME
5	ME	PA	NH	MA	US Avg	ME	CT	NY	US Avg
6	NY	MN	NY	PA	NH	PA	MN	ME	VT
7	RI	VT	CT	VT	CT	NH	NH	RI	CT
8	VT	US Avg	US Avg	NY	ME	VT	MA	VT	MA
9	US Avg	RI	RI	CA	NY	NY	VT	NH	PA
10	CT	CT	VT	CT	VT	CT	ME	CT	MN
11	NH	NH	ME	NH	CA	CA	RI	US Avg	CA

Estimate of Mercury Thermostats Remaining to be Collected

Pursuant to regulations promulgated by the Department of Environmental Protection (DEP) in April 2019, TRC is required to provide “*an estimate of how many out-of-service mercury-added thermometers (sic) have yet to be collected (in Massachusetts).*”¹

TRC contends – and has stated in many forums – that no demonstrated, empirically sound method exists for estimating the number of mercury thermostats that remain in service and enter the waste stream annually to any reasonable degree of precision. The primary reason is that these products were sold over many decades by numerous manufacturers and secondary sellers and there is no comprehensive sales data available to use as a basis for tracing their installation over time in a given state or region.

Some observers have claimed that population size can serve as a predictive factor in making such estimates, but without credible sales data there is no way to build a historical correlation between the two variables. Moreover, TRC maintains that population alone tracks poorly with the number of mercury thermostats in service. There are a host of other factors that influence the prevalence of mercury thermostats in any particular region including, but not limited to, weather patterns, socio-economic conditions, building stock characteristics, state/local energy conservation policies, and so forth. Even if data on all possible predictive factors were available, the resulting estimates still would be subject to uncertainty and could not be considered determinative.

TRC’s collections in Massachusetts have mostly maintained a steady, upward trend since they first began in 2000, whereas national collections seemingly peaked in 2014 and continue to decline. There have been several ‘threshold’ years in MA wherein collections jumped to a level well above the average of the previous few years – e.g., 2003, 2012, 2018, and 2022. The results no doubt reflect the full impact of legislative action a few years earlier that established mandatory mercury thermostat recycling across the Commonwealth, replacing the previous

¹ 310 CMR 77.04; see <https://www.mass.gov/doc/310-cmr-77-collection-and-recycling-of-mercury-added-thermostats/download>,

voluntary program. This greatly increased the number of collection bins in operation, which nearly doubled from 2016 to 2018.

In addition, the last several years also saw a rise in the number of thermostats received per bin in Massachusetts, again contrasting with national figures that reveal a 50% drop in this number from 2013-2018 (See Fig 8).

Mercury thermostat sales and installation, however, have been prohibited in the Commonwealth since passage of the Mercury Management Act of 2006. In the ensuing decade and a half, federal, state, and local energy conservation initiatives have led to widespread transition to more energy efficient HVAC systems in residential sectors throughout the US, both for new construction as well as through retrofits and upgrades. Together these factors ensure that the number of mercury thermostats still in service in Massachusetts has fallen dramatically over that period.

TRC projects that annual collections are ‘regressing to the mean’ in Massachusetts and will decline further in future years.

In summary, it is not possible to estimate the number of “*out-of-service mercury-added thermometers (sic) yet to be collected*” in Massachusetts. Any such figure would be no more than a guesstimate with an unknown margin of error. TRC believes its program in the Commonwealth is operating effectively and will continue as such so long as its supply chain partners remain avid participants and the DEP provides enforcement support, if needed.

2024 Collections by Brand

In Massachusetts, Thermostat Recycling Corporation (TRC) recovered the equivalent of 5,208 mercury thermostats from 4,238 whole mercury thermostats plus 1,071 mercury switches removed from thermostats. A total of 35.6 pounds of mercury was diverted from solid waste.

*Please note the explanation of the converted thermostats or thermostat equivalents below.² An example of the mercury ampoule is shown below.



As required by the state statute, a table of thermostat brand holders with their corresponding thermostats, the number of switches and the pounds of mercury recycled is below. It is important to note that there remain non-members whose thermostats the TRC collection program recycles. They are listed in the table as “Non-Member Brands”.

² A mercury thermostat contains a variable amount of mercury ampoules or “switches” attached to the subbase of the thermostat. These glass ampoules often are collected in the recycling container without the intact thermostat attached to them. TRC collects and counts these loose ampoules and recycles them. To derive the converted thermostat or thermostat equivalent, the program takes the following calculations to develop the converted thermostat or thermostat equivalent. First, TRC will count the total whole (intact) thermostats collected in the recycling bins. From these units, there is an intact ampoules count. TRC then takes the intact ampoules divided by the whole (intact) thermostats or otherwise known as the conversion ratio. After the conversion ratio is calculated, TRC will multiply the loose mercury switches by the conversion ratio. Lastly, we add this result to the whole (intact) thermostats to produce the converted thermostats or thermostat equivalents.

Brand Holder	Thermostats	Count Switches	Pounds of Mercury
Bard Manufacturing Corporation	-	-	0
Burnham Holdings, Inc	1	1	0.0062
Carrier Corporation	1	1	0.0062
Chromalox	-	-	0
Climate Master, Inc.	-	-	0
Crane Company	-	-	0
Daikin Applied	-	-	0
Dwyer Instruments	-	-	0
ecobee	-	-	0
Emerson Electric Corporation/White Rodgers	498	517	3.2054
Empire Comfort Systems	-	-	0
General Electric Corporation	4	12	0.0744
Goodman Global	2	4	0.0248
Honeywell Home	3692	4066	25.2092
Hunter Fan Company	-	-	0
ITT Corporation	-	-	0
Lennox International Inc.	10	17	0.1054
Marley-Wylain Company	-	-	0
Nest	-	-	0
Nortek Global HVAC	-	-	0
Rheem Manufacturing Company	-	-	0
Schneider Electric (Invensys Controls)	-	-	0
Taco Comfort Solutions	-	-	0
TPI Corporation	-	-	0
Trane Residential Systems	13	28	0.1736
Uponor, Inc.	-	-	0
W. W. Grainger	11	22	0.1364
York/Johnson Controls	-	-	0
Non-Member Brands			
PSG Controls	4	7	0.0434
STLPC Corporation (f/k/a Lux Products Corporation)	2	2	0.0124
NOM (Manufacturer not identifiable)	0	1071	6.6402
Total	4,238	5,748	35.64

2024 Summary of the Program Expenses

Below is a summary of program expenses for the Massachusetts collection program in 2024. 2024 program expenses (reported in the annual report) are unaudited and are for management purposes only. Prior to submittal of this annual report, the expenses were reviewed by Kellen Company.

Program Component	2023	2024	Difference
Direct Expense for Marketing & Outreach	\$ 9,004.78	\$ 8,534.31	\$ (470.47)
Incentive/Promotional Payments			\$ -
Legal			\$ -
New Collection Containers			\$ -
Recycling Costs	\$ 25,699.29	\$ 35,937.90	\$ 10,238.61
Travel			\$ -
TRC Staff & Administration	\$ 2,524.33	\$ 2,381.00	\$ (143.33)
Total Expenses	\$ 37,228.40	\$ 46,853.21	\$ 9,624.81

2024 Education and Outreach

Direct Marketing (Email, Mail, Other Communications)

Current Collection Locations

Small Pails and Green Bins

In 2024, TRC shipped 73 small pails to collection points around the country. We also shipped 208 new green bins. In comparison, the program shipped 374 new green bins in 2023 and 58 small pails³. Collection locations either requested the new pail when they signed up to participate in the program or chose to switch out their bin with a pail due to decreased collections. The large green bins which have been the staple of the program continued to be replenished as they were returned for processing. Because the containers are reused and bar coded, we anticipate that the request for new containers will decrease as the program continues.

- Of the totals provided, TRC shipped zero new small pails and 12 new large bins in the state.

Collection Location Outbound Phone Calls

Our outbound phone calls have been branded internally as the “Miss You Call” process. These calls promote collection container returns and serve as a reminder to locations that have not returned any thermostats. TRC allocates these “miss you calls” to collection sites that have not returned a container in over a year. These calls serve as a friendly customer service check to see if any of the program materials need to be replenished or if missing containers need to be replaced. In total, the program called 1,302 current collection locations in 2024, compared to 1,432 in 2023. The decline in the number of calls completed is a positive sign that more locations were returning a bin without being prompted in 2024, and therefore did not require a “Miss You Call”.

- Completed 145 calls to encourage shipping the recycling container compared to 232 a year prior. A copy of the locations called can be found in the Appendix.

³ New bin orders coincide with accounts that open new stores, move or lose their existing containers.

Collection Location Postcards

Postcards are sent to all locations that have not returned a container in the past year. These postcards serve as a reminder to locations and assist with updating addresses in the database. In 2024, TRC mailed 9,147 postcards.

- Mailed 485 reminder postcards compared to 522 a year prior.

Collection Location Emails

TRC emailed locations three weeks after receiving a postcard to encourage them to directly ship the recycling container. These emails contain step-by-step instructions for shipping and direct contact information for missing shipping labels or further questions. In 2024, TRC emailed 2,380 locations.

- Emailed 173 collection locations three weeks after receiving the reminder postcard to ship their container.

Collection Location Site Visits

Throughout the year, our team completed 387 site visits in numerous states, compared to 426 in 2023. The purpose of site visits is to inform the location of the requirements of participation, what specifically the statute requires of them, assist with shipment of the recycling container, and to answer any questions they may have. We often gather valuable information during the site visit which is used to enhance TRC's outreach and update the database with current contact details.

- Visited 39 collection locations compared to 38 in 2023. A copy of the sites visited can be found in the Appendix.

HVAC Industry

The HVAC industry is comprised of manufacturers, wholesale distributors, and contractors which are intimately involved with the recovery of mercury thermostats. Throughout the year, we engaged with this industry in the following ways.

- Our Banish Mercury Off the Planet (BMOP) Competition, encouraging all HARDI wholesalers to compete through collections, ran May 1 through October 31. Throughout the competition we sent direct marketing to over 16,500 individual HARDI members.
 - 2024's competition recovered 150 pounds of mercury from more than 300 wholesale branch locations during the contest period.
 - This year's winners were Johnstone Supply, G.W. Berkheimer, and Design Air.
 - Our top three branches for recycling in the competition:
 - G.W. Berkheimer Co., Inc., Crown Point, IN – 4.64 pounds
 - G.W. Berkheimer Co., Inc., Arlington Heights, IL – 4.19 pounds
 - South Side Control Supply Co., Morton Grove, IL – 4.02 pounds



Waste Related Sector and Household Hazardous Waste (HHW) Industry

The waste-related sector remains an important sector for TRC to target individuals and those residents performing DIY thermostat installations. These attempts were to gain new collection locations, form better relationships with the audience and raise overall awareness of the TRC program. As a result of these learnings, TRC took the following actions:


- Used google alerts for HHW events to target phone call or email outreach to encourage them to use the program.
- Presented at the Sustainability in Motion Conference on March 7th in Atlantic City, NJ

Advertising and Awareness


Website

This past year, we experienced better statistics around website traffic and visitors, which will be detailed below. To keep the website fresh, blogs and press releases are posted monthly and shared with our many stakeholders.


Latest News




Ten Bin Club Members
December 2024
Posted December 26, 2024



Johnstone Supply, G.W. Berkheimer, and Design Air Shine in BMOP Contest
Posted December 9, 2024



Scientists Develop Edible Cement: A Sustainable Solution from Food Waste
Posted December 5, 2024



Ten Bin Club Members
November 2024
Posted December 3, 2024

[VIEW ALL NEWS](#)

Press Releases

MONTH	RELEASE
January	Thermostat Recycling Corp. Records Marginal Increase in Pounds of Mercury Collection for 2023
March	Thermostat Recycling Corp. Achieves Major Milestone: 3 Million Mercury-Containing Thermostats Collected
April	Thermostat Recycling Corp. Announces 13th Annual Contest: ‘Banish Mercury Off the Planet’
September	Johnstone Supply Leads TRC's Banish Mercury Off the Planet Contest

October

Oct. 24 is Recycle Your Mercury Thermostat Day

December

Johnstone Supply, G.W. Berkheimer, and Design Air Shine in BMOP Contest

Blogs

MONTH	BLOG
April	Earth Day Meets TRC
June	The Power of Collaborative Efforts in Sustainability and Recycling
July	Spreading the Green Message: How Cities Promote Responsible Recycling – Part 1
August	Spreading the Green Message: How Cities Promote Responsible Recycling – Part 2
December	Scientists Develop Edible Cement: A Sustainable Solution from Food Waste

Print Advertising

ACHR News

Field Served: All branches of the air conditioning, heating and refrigeration industry (residential, commercial, and industrial) including contractors, dealers, distributors, wholesalers, manufacturers, consulting engineers and architects, public utilities, government agencies and associations, exporters and importers, industrial and commercial buyers and users, libraries, schools, students and others allied to the field.

- Advertisement Specs: Six 2/3 page, 4c
- Circulation: 24,830 (National)
 - Massachusetts: 681
- Issues
 - January 2024

- March 2024
- April 2024
- June 2024
- October 2024
- December 2024

HVACR Business

Field served: commercial, residential and industrial contractors and distributors in the heating, cooling, ventilation and refrigeration industries.

- Advertisement Specs: Three 1/2 page, 4c
- Circulation: 31,500 (National)
 - New England: 1,565
- Issues
 - May 2024
 - July 2024
 - September 2024
 - November 2024

NHAMMA NewsWatch

Field served: Biweekly e-newsletter distributed to 328 subscribed municipal hazardous waste professionals. The digital newsletter includes updates/news on hazardous materials and hazardous materials waste handling and recycling, and more.

- Ad Zone 3 Product Showcase
 - Advertisement Specs: 6-month campaign, 580x150 with 5-word max Headline and 50-word description + 1 URL
 - Impressions: 4,398 (Avg: 314)
 - Clicks: 49 (Avg: 4)
 - Click-Through Rate: 1.11% (Avg: 1.11%)
- Ad Zone 2 Banner:
 - Advertisement Specs: 6-month campaign, 580x300 + 1 standard URL
 - Impressions: 3,600 (Avg: 257)
 - Clicks: 14 (Avg: 1)
 - Click-Through Rate: 0.39% (Avg: 0.39%)

Advertisement Samples



Do Your Part
Recycle Every
Mercury Thermostat

Become a
Collection Location



 **Thermostat Recycling**
CORPORATION
thermostat-recycle.org

Advertisement



Do Your Part!
Recycle Every Mercury Thermostat

 **Thermostat Recycling**
CORPORATION
thermostat-recycle.org

Recycle Mercury Thermostats for Free

Promoted by TRC
Help preserve the environment by properly disposing your mercury thermostats. The Thermostat Recycling Corporation (TRC) is a non-profit stewardship organization that maintains 3,400+ collection locations nationwide. We accept all brands of wall-mount mercury thermostats and assume all recurring shipping and processing costs. Click below to get your free container. [Learn More](#)

2024 bmop

BANISH MERCURY OFF THE PLANET

Calling all TRC/HARDI Wholesale Members.
It's time for the annual BMOP competition!

Return your filled recycling containers from
May 1 - October 31 to compete.

Learn more at thermostat-recycle.org/bmop



Do Your Part!

Recycle Every Mercury Thermostat

Click to Get Your Free Container





Digital Summary

This report summarizes all digital advertising efforts in spreading TRC’s message to audience members in Massachusetts in 2024 – including search engine optimization (SEO) and digital advertising. Digital advertising included search engine marketing (SEM) ads targeting consumers through Google Performance Max; social media ads targeting consumers through LinkedIn; and programmatic ads targeting consumers through StackAdapt.

Search Engine Optimization

Search Engine Optimization (SEO) is the process whereby a website is optimized through original content and on-site coding tactics to increase its chances of appearing near the top of “organic searches.” An organic search is one that appears “naturally” in a search engine like Google or Bing. In other words, an organic listing is not ranked through paid search.

Organic traffic to a website typically brings visitors who stay longer, and visit more pages, on average.

In 2024, organic search traffic for all states (not specific to Massachusetts) brought 4,103 users to the TRC website. By comparison, 2,069 users were attributed to organic search over the same time period in 2023.

Search Engine Marketing Ads

As part of search engine marketing (SEM), Google Ads is a digital advertising platform where advertisers can bid on search terms (or keywords) to have informational ads displayed, where ads appear alongside search results. This campaign targets people most likely to be interested in relevant content by driving traffic to various pages on the TRC website. TRC has developed a search campaign to align with terms searched by individuals related to thermostats, mercury, mercury recycling, thermostat replacement, etc.

Quantitative Results

A quantitative summary of SEM ad performance for Massachusetts in 2024 is detailed below, with a comparison to 2023.

Metric	2024	2023
Impressions	239,627	38,501
Clicks	4,737	1,561
Clickthrough Rate (CTR)	1.98%	4.05%
Cost per Click (CPC)	\$0.38	\$0.06
Conversions (Find a Location)	443	48

Notes

- Impressions: Number of times ads were served to viewers.
- Clicks: Number of viewers who clicked on ads
- CTR: Click-through-rate, calculated by the number of clicks divided by the number of impressions.
- CPC: Average amount paid for each click.

Social Media and Programmatic Ads

Through social media and programmatic advertising, advertisers can attract large audiences on the platforms they use for social networking and website browsing. This campaign targets people with relevant interests and drives them to various pages on the TRC website. For these ads, audiences on the various platforms were subdivided into various categories, as shown in the quantitative results table below.

Below is the overall performance for Massachusetts in 2024 for each target audience and platform.

Audience	Platform	Impressions	Clicks	CTR	Conversions (Find a Location)
Consumer	StackAdapt	140,346	4,483	3.19%	1
Contractor	LinkedIn	183,934	1,372	0.75%	-
TOTAL:		324,280	5,855	1.97%	1

Digital Qualitative Analysis

Through paid digital advertising, TRC's various messages were shown nearly over 245,000 times to audience members in Massachusetts. Of those over 310,000 times, over 4,900 users were acquired to the website – where 318 conversions occurred. Audience members most likely to take an action from our ads were consumers through Google Performance Max ads. In terms of search engine optimization, organic website traffic doubled from 2023 to 2024.

2024 Trade Shows, Conferences, and Presentations

Date	Show	Location
March		
6-8	Sustainability in Motion	Atlantic City, NJ
April		
3-4	Better Buildings by Design	Burlington, VT
29-30	Maine Recycling and Solid Waste Conference & Trade Show	Rockport, ME

2025 Program Modifications

Thermostat Recycling Corporation's 2025 Goals

TRC has set annual goals for the organization. These goals assist in decision making and prioritization of activities. For the calendar year 2025, TRC plans to focus on:

- Fulfilling state statutory requirements, agreements, and other arrangements for regulatory compliance.
- Focusing on education and awareness tactics geared toward homeowners and HVAC industry professionals.
- Utilize advertising budget efficiently.

Thermostat Recycling Corporation's Planned Tasks

In addition to the above goals, TRC set specific tasks on which we plan to focus. Completion of these tasks aid in the organization's overall goals.

- Roll-out press releases throughout the year.
- Survey national HVAC professionals, as well as geographically targeted contractors.
- Continue the program's operational activities such as outbound phone calls, mailing reminder postcards, and visiting sites. Use collection data trends to target these initiatives.
- Evaluate print advertising and look to online sources.



2024 MASSACHUSETTS ANNUAL REPORT

Thermostat Recycling Corporation Headquarters
529 14th Street NW | Suite 1280 | Washington, DC 20045
1-888-266-0550

www.thermostat-recycle.org

Questions about this annual report?

Contact:

Danielle Myers, Executive Director

(P) 212.297.2105

(E) danielle.myers@thermostat-recycle.org

All state specific annual reports are posted on our website at the following weblink:

<https://thermostat-recycle.org/program-info/state-reports/>

Recycle every mercury thermostat, every time.

APPENDICES

How Mercury Thermostat Waste is Handled

Tax Return 990

2024 Miss You Calls

2024 Site Visits

2024 New Containers Assigned

2024 Collection Location Summary Report

2024 Collection Location Bin Receipt



529 14th Street, NW, Suite 1280 | Washington, DC 20045 | thermostat-recycle.org

HOW MERCURY THERMOSTAT WASTE IS HANDLED

WASTE MERCURY-ADDED THERMOSTAT MANAGEMENT THROUGH VEOLIA ES TECHNICAL SOLUTIONS, LLC.

TRC containers with waste mercury-switch thermostats are received at a fulfillment/inventory center in Port Washington, Wisconsin (WIR000130591). The facility is owned and operated by Veolia ES Technical Solutions, L.L.C. (Veolia) under contract with TRC.

All recycling containers, including pails and bins are received at the loading dock and sent to the TRC inventory room. The container and plastic liner are opened and the contents are identified, sorted, and tallied. The following data is recorded for each bin returned and processed: bin number, business name (location name), city, state, zip code, date returned, number of thermostats and mercury switches by manufacturer and any non-conforming material.

The containers are returned to the location that sent it in with a new prepaid address label within 3 weeks of receipt. The thermostats are stored and staged in a plastic lined carton in a storage area for final processing. The containers are dated and processed in order received, first in-first out.

The thermostats and any loose bulbs collected from the containers are consolidated into a special 55-gallon drum which is labeled and dated according to regulations. The drum is sealed with a band and is only opened when contents are being added to it. Special negative pressure venting assures any fumes are captured and vented when the drum is opened.

The 55-gallon drum is then shipped to Veolia's mercury recovery facility (WID988566543) for final processing of the mercury ampules (switches). Veolia Environmental Services meets or exceeds all local, state, federal and EPA regulations for the management of the product.

The containers are returned from the storage area to the mercury recovery processing area to have the mercury bulbs removed from the plastic housing. Universal Waste Regulations require the recycling and disposal of waste within 12 months of acceptance at the processing facility.

Small quantities of thermostats are removed from the container, which is then closed again. The bulbs are removed from the thermostats and placed into processing vessel at the work station. Once the processing vessel is full, the vessel is loaded into the mercury recovery retort oven.

If a bulb breaks and the mercury spills, the work area is designed to contain the spillage and the operators are trained in the clean-up and disposal of mercury. The TRC inventory

and processing areas are equipped with special mercury vacuum cleaners and the work area is vacuumed at the end of the work day to ensure that any spillage is cleaned up and not left to evaporate.

Veolia meets or exceeds all local, state, federal and EPA regulations for the management of the product. The mercury recovery facility and process are permitted by the Wisconsin Department of Natural Resources. Veolia's approvals for mercury recovery/recycling include:

- EPA - identification WID988566543
- Hazardous Waste Storage License #6008
- Hazardous Waste Treatment License (Mercury Recovery Operations) #4585
- Air Operation Permit #246076050-S01
- Storm Water General Permit #WI-S067857-4

In addition to the regulatory permits, both Veolia Port Washington facilities have developed and maintain management systems in accordance with ISO 14001-2004, OHSAS 18001-2007, and Responsible Recycling (R2:2013) Practice. All persons who handle mercury thermostats as part of the TRC operation receive training in the handling of Hazardous Waste and Universal Waste.

The mercury containing ampules are retorted at Veolia's Port Washington Mineral Springs facility. The mercury is removed during the retort process. The post retort debris consists of broken glass ampules. The debris is tested for residual mercury to document the removal of the mercury to levels below the US EPA Land Disposal Restriction (LDR) levels. The debris is then disposal of as a non-hazardous solid waste at Advanced Disposal Glacier Ridge Landfill, LLC in Horicon, Wisconsin.

Return of Organization Exempt From Income Tax

Form 990

Under section 501(c), 527, or 4947(a)(1) of the Internal Revenue Code (except private foundations)

2023

Do not enter social security numbers on this form as it may be made public.

Open to Public Inspection

Department of the Treasury Internal Revenue Service

Go to www.irs.gov/Form990 for instructions and the latest information.

Form 990 header section containing organization name (THERMOSTAT RECYCLING CORPORATION), EIN (54-1830284), address (529 14TH STREET, NW WASHINGTON, DC 20045), and other identifying information.

Part I Summary

Table with 3 columns: Description, Prior Year, Current Year. Rows include Revenue (Total: 4,278,036), Expenses (Total: 3,090,778), and Net Assets or Fund Balances (End of Year: 3,976,724).

Part II Signature Block

Under penalties of perjury, I declare that I have examined this return, including accompanying schedules and statements, and to the best of my knowledge and belief, it is true, correct, and complete.

Signature block section with fields for officer signature (DANIELLE MYERS), preparer name (AMY M. GINN, CPA), and preparer address (BURDETTE SMITH & BISH LLC).

May the IRS discuss this return with the preparer shown above? See instructions [X] Yes [] No

Part III Statement of Program Service Accomplishments

Check if Schedule O contains a response or note to any line in this Part III []

1 Briefly describe the organization's mission: THE THERMOSTAT RECYCLING CORPORATION (TRC) IS A NON-PROFIT ORGANIZATION THAT FACILITATES AND MANAGES THE COLLECTION AND PROPER DISPOSAL OF MERCURY-CONTAINING THERMOSTATS.

2 Did the organization undertake any significant program services during the year which were not listed on the prior Form 990 or 990-EZ? [] Yes [X] No

3 Did the organization cease conducting, or make significant changes in how it conducts, any program services? [] Yes [X] No

4 Describe the organization's program service accomplishments for each of its three largest program services, as measured by expenses.

4a (Code:) (Expenses \$ 2,974,415. including grants of \$) (Revenue \$ 4,274,918.) TRC FACILITATES THE PROPER MANAGEMENT OF WASTE MERCURY THERMOSTATS BY PROVIDING RECYCLING CONTAINERS FOR THE COLLECTION AND TRANSPORT OF WASTE MERCURY THERMOSTATS TO ELIGIBLE COLLECTION SITES IN ALL U.S. STATES EXCEPT ALASKA AND HAWAII. TRC ALSO CONDUCTS AN EDUCATIONAL CAMPAIGN PROMOTING THE PROPER MANAGEMENT OF WASTE MERCURY THERMOSTATS. SINCE TRC'S FOUNDING, TRC HAS COLLECTED OVER 3,000,000 MERCURY-CONTAINING THERMOSTATS WHICH HAS KEPT 14 TONS OF MERCURY OUT OF THE WASTE SYSTEM.

4b (Code:) (Expenses \$ including grants of \$) (Revenue \$)

4c (Code:) (Expenses \$ including grants of \$) (Revenue \$)

4d Other program services (Describe on Schedule O.) (Expenses \$ including grants of \$) (Revenue \$)

4e Total program service expenses 2,974,415.

Part IV Checklist of Required Schedules

Table with 3 columns: Question ID, Question Text, Yes, No. Rows include questions 1 through 21 regarding organizational requirements and schedules.

Part IV Checklist of Required Schedules (continued)

Table with 3 columns: Question ID, Question Text, Yes, No. Rows include questions 22 through 38 regarding grants, compensation, tax-exempt bonds, excess benefit transactions, and controlled entities.

Part V Statements Regarding Other IRS Filings and Tax Compliance

Check if Schedule O contains a response or note to any line in this Part V

Table with 3 columns: Question ID, Question Text, Yes, No. Rows include questions 1a, 1b, and 1c regarding Form 1096, Forms W-2G, and backup withholding rules.

Part V Statements Regarding Other IRS Filings and Tax Compliance (continued)

Table with columns for question number, question text, and Yes/No response boxes. Includes questions 2a through 17 regarding employee counts, tax returns, gross income, foreign accounts, prohibited transactions, and charitable contributions.

Part VI Governance, Management, and Disclosure. For each "Yes" response to lines 2 through 7b below, and for a "No" response to line 8a, 8b, or 10b below, describe the circumstances, processes, or changes on Schedule O. See instructions.

Check if Schedule O contains a response or note to any line in this Part VI [X]

Section A. Governing Body and Management

Table with 3 columns: Question, Yes, No. Rows include: 1a Enter the number of voting members... 1b Enter the number of voting members included... 2 Did any officer, director, trustee, or key employee have a family relationship... 3 Did the organization delegate control over management duties... 4 Did the organization make any significant changes to its governing documents... 5 Did the organization become aware during the year of a significant diversion of the organization's assets... 6 Did the organization have members or stockholders... 7a Did the organization have members, stockholders, or other persons who had the power to elect or appoint one or more members of the governing body... 7b Are any governance decisions of the organization reserved to (or subject to approval by) members, stockholders, or persons other than the governing body... 8 Did the organization contemporaneously document the meetings held or written actions undertaken during the year by the following: a The governing body? b Each committee with authority to act on behalf of the governing body? 9 Is there any officer, director, trustee, or key employee listed in Part VII, Section A, who cannot be reached at the organization's mailing address? If "Yes," provide the names and addresses on Schedule O

Section B. Policies (This Section B requests information about policies not required by the Internal Revenue Code.)

Table with 3 columns: Question, Yes, No. Rows include: 10a Did the organization have local chapters, branches, or affiliates? 10b If "Yes," did the organization have written policies and procedures governing the activities of such chapters, affiliates, and branches to ensure their operations are consistent with the organization's exempt purposes? 11a Has the organization provided a complete copy of this Form 990 to all members of its governing body before filing the form? 11b Describe on Schedule O the process, if any, used by the organization to review this Form 990. 12a Did the organization have a written conflict of interest policy? If "No," go to line 13 12b Were officers, directors, or trustees, and key employees required to disclose annually interests that could give rise to conflicts? 12c Did the organization regularly and consistently monitor and enforce compliance with the policy? If "Yes," describe on Schedule O how this was done 13 Did the organization have a written whistleblower policy? 14 Did the organization have a written document retention and destruction policy? 15 Did the process for determining compensation of the following persons include a review and approval by independent persons, comparability data, and contemporaneous substantiation of the deliberation and decision? 15a The organization's CEO, Executive Director, or top management official 15b Other officers or key employees of the organization If "Yes" to line 15a or 15b, describe the process on Schedule O. See instructions. 16a Did the organization invest in, contribute assets to, or participate in a joint venture or similar arrangement with a taxable entity during the year? 16b If "Yes," did the organization follow a written policy or procedure requiring the organization to evaluate its participation in joint venture arrangements under applicable federal tax law, and take steps to safeguard the organization's exempt status with respect to such arrangements?

Section C. Disclosure

- 17 List the states with which a copy of this Form 990 is required to be filed CA, MT, IL
18 Section 6104 requires an organization to make its Forms 1023 (1024 or 1024-A, if applicable), 990, and 990-T (section 501(c)(3)s only) available for public inspection. Indicate how you made these available. Check all that apply.
[] Own website [] Another's website [X] Upon request [] Other (explain on Schedule O)
19 Describe on Schedule O whether (and if so, how) the organization made its governing documents, conflict of interest policy, and financial statements available to the public during the tax year.
20 State the name, address, and telephone number of the person who possesses the organization's books and records
DANIELLE MYERS - 267-513-1726
500 OFFICE CENTER DRIVE, STE 400, FORT WASHINGTON, PA 19034

Part VII Compensation of Officers, Directors, Trustees, Key Employees, Highest Compensated Employees, and Independent Contractors

Check if Schedule O contains a response or note to any line in this Part VII

Section A. Officers, Directors, Trustees, Key Employees, and Highest Compensated Employees

1a Complete this table for all persons required to be listed. Report compensation for the calendar year ending with or within the organization's tax year.

- List all of the organization's **current** officers, directors, trustees (whether individuals or organizations), regardless of amount of compensation. Enter -0- in columns (D), (E), and (F) if no compensation was paid.
 - List all of the organization's **current** key employees, if any. See the instructions for definition of "key employee."
 - List the organization's five **current** highest compensated employees (other than an officer, director, trustee, or key employee) who received reportable compensation (box 5 of Form W-2, box 6 of Form 1099-MISC, and/or box 1 of Form 1099-NEC) of more than \$100,000 from the organization and any related organizations.
 - List all of the organization's **former** officers, key employees, and highest compensated employees who received more than \$100,000 of reportable compensation from the organization and any related organizations.
 - List all of the organization's **former directors or trustees** that received, in the capacity as a former director or trustee of the organization, more than \$10,000 of reportable compensation from the organization and any related organizations.
- See the instructions for the order in which to list the persons above.

Check this box if neither the organization nor any related organization compensated any current officer, director, or trustee.

(A) Name and title	(B) Average hours per week (list any hours for related organizations below line)	(C) Position (do not check more than one box, unless person is both an officer and a director/trustee)						(D) Reportable compensation from the organization (W-2/1099-MISC/1099-NEC)	(E) Reportable compensation from related organizations (W-2/1099-MISC/1099-NEC)	(F) Estimated amount of other compensation from the organization and related organizations
		Individual trustee or director	Institutional trustee	Officer	Key employee	Highest compensated employee	Former			
(1) ARNIE MEYER CHAIR	0.25	X		X				0.	0.	0.
(2) CHUCK KETTERER VICE CHAIR	0.25	X		X				0.	0.	0.
(3) BOB JOHNSON TREASURER	0.25	X		X				0.	0.	0.
(4) DANIELLE MYERS OPERATIONS AND COMPLIANCE MANAGER	40.00			X				0.	0.	0.

Part VII Section A. Officers, Directors, Trustees, Key Employees, and Highest Compensated Employees (continued)

(A) Name and title	(B) Average hours per week (list any hours for related organizations below line)	(C) Position (do not check more than one box, unless person is both an officer and a director/trustee)						(D) Reportable compensation from the organization (W-2/1099-MISC/1099-NEC)	(E) Reportable compensation from related organizations (W-2/1099-MISC/1099-NEC)	(F) Estimated amount of other compensation from the organization and related organizations
		Individual trustee or director	Institutional trustee	Officer	Key employee	Highest compensated employee	Former			
1b Subtotal								0.	0.	0.
c Total from continuation sheets to Part VII, Section A								0.	0.	0.
d Total (add lines 1b and 1c)								0.	0.	0.

2 Total number of individuals (including but not limited to those listed above) who received more than \$100,000 of reportable compensation from the organization 0

	Yes	No
3 Did the organization list any former officer, director, trustee, key employee, or highest compensated employee on line 1a? <i>If "Yes," complete Schedule J for such individual</i>		X
4 For any individual listed on line 1a, is the sum of reportable compensation and other compensation from the organization and related organizations greater than \$150,000? <i>If "Yes," complete Schedule J for such individual</i>		X
5 Did any person listed on line 1a receive or accrue compensation from any unrelated organization or individual for services rendered to the organization? <i>If "Yes," complete Schedule J for such person</i>		X

Section B. Independent Contractors

1 Complete this table for your five highest compensated independent contractors that received more than \$100,000 of compensation from the organization. Report compensation for the calendar year ending with or within the organization's tax year.

(A) Name and business address	(B) Description of services	(C) Compensation
PCA PRODUCT STEWARDSHIP INC. DEPT LA 24365, PASADENA, CA 91185	STATE PROGRAM ADMINISTRATION	1,200,000.
KELLEN COMPANY 529 14TH ST NW #1280, WASHINGTON, DC 20045	ASSOCIATION MANAGEMENT	716,599.
STATE OF CA DEPARTMENT OF TOXIC SUBSTANCES PO BOX 806, SACRAMENTO, CA 95812	STATE AGENCY	400,000.
VEOLIA ES TECHNICAL SOLUTIONS LLC 28900 NETWORK PLACE, CHICAGO, IL 60673-1289	WASTE MANAGEMENT SERVICES	364,662.

2 Total number of independent contractors (including but not limited to those listed above) who received more than \$100,000 of compensation from the organization 4

Part VIII Statement of Revenue

Check if Schedule O contains a response or note to any line in this Part VIII

			(A)	(B)	(C)	(D)	
			Total revenue	Related or exempt function revenue	Unrelated business revenue	Revenue excluded from tax under sections 512 - 514	
Contributions, Gifts, Grants and Other Similar Amounts	1 a	Federated campaigns	1a				
	b	Membership dues	1b				
	c	Fundraising events	1c				
	d	Related organizations	1d				
	e	Government grants (contributions)	1e				
	f	All other contributions, gifts, grants, and similar amounts not included above ...	1f				
	g	Noncash contributions included in lines 1a-1f	1g	\$			
	h	Total. Add lines 1a-1f					
Program Service Revenue	2 a	MEMBERSHIP DUES	Business Code				
			900099	2,214,918.	2,214,918.		
	b	MEMBERS ADDITIONAL ASS	900099	1,900,000.	1,900,000.		
	c	GOVERNMENT AFFAIRS	900099	160,000.	160,000.		
	d						
	e						
	f	All other program service revenue					
g	Total. Add lines 2a-2f		4,274,918.				
Other Revenue	3	Investment income (including dividends, interest, and other similar amounts)		3,118.		3,118.	
	4	Income from investment of tax-exempt bond proceeds					
	5	Royalties					
	6 a	Gross rents	6a	(i) Real			
				(ii) Personal			
	b	Less: rental expenses ...	6b				
	c	Rental income or (loss)	6c				
	d	Net rental income or (loss)					
	7 a	Gross amount from sales of assets other than inventory	7a	(i) Securities			
				(ii) Other			
	b	Less: cost or other basis and sales expenses	7b				
	c	Gain or (loss)	7c				
d	Net gain or (loss)						
8 a	Gross income from fundraising events (not including \$ _____ of contributions reported on line 1c). See Part IV, line 18	8a					
b	Less: direct expenses	8b					
c	Net income or (loss) from fundraising events						
9 a	Gross income from gaming activities. See Part IV, line 19	9a					
b	Less: direct expenses	9b					
c	Net income or (loss) from gaming activities						
10 a	Gross sales of inventory, less returns and allowances	10a					
b	Less: cost of goods sold	10b					
c	Net income or (loss) from sales of inventory						
Miscellaneous Revenue	11 a		Business Code				
	b						
	c						
	d	All other revenue					
	e	Total. Add lines 11a-11d					
12	Total revenue. See instructions		4,278,036.	4,274,918.	0.	3,118.	

Part IX Statement of Functional Expenses

Section 501(c)(3) and 501(c)(4) organizations must complete all columns. All other organizations must complete column (A).

Check if Schedule O contains a response or note to any line in this Part IX

Do not include amounts reported on lines 6b, 7b, 8b, 9b, and 10b of Part VIII.	(A) Total expenses	(B) Program service expenses	(C) Management and general expenses	(D) Fundraising expenses
1 Grants and other assistance to domestic organizations and domestic governments. See Part IV, line 21 ...				
2 Grants and other assistance to domestic individuals. See Part IV, line 22				
3 Grants and other assistance to foreign organizations, foreign governments, and foreign individuals. See Part IV, lines 15 and 16				
4 Benefits paid to or for members				
5 Compensation of current officers, directors, trustees, and key employees				
6 Compensation not included above to disqualified persons (as defined under section 4958(f)(1)) and persons described in section 4958(c)(3)(B)				
7 Other salaries and wages				
8 Pension plan accruals and contributions (include section 401(k) and 403(b) employer contributions)				
9 Other employee benefits				
10 Payroll taxes				
11 Fees for services (nonemployees):				
a Management	451,439.			
b Legal	520.			
c Accounting	19,500.			
d Lobbying				
e Professional fundraising services. See Part IV, line 17				
f Investment management fees				
g Other. (If line 11g amount exceeds 10% of line 25, column (A), amount, list line 11g expenses on Sch O.)	111,849.			
12 Advertising and promotion	250,276.			
13 Office expenses	28,947.			
14 Information technology	50,107.			
15 Royalties				
16 Occupancy	2,294.			
17 Travel	25,343.			
18 Payments of travel or entertainment expenses for any federal, state, or local public officials ...				
19 Conferences, conventions, and meetings				
20 Interest				
21 Payments to affiliates				
22 Depreciation, depletion, and amortization	40,325.			
23 Insurance	27,608.			
24 Other expenses. Itemize expenses not covered above. (List miscellaneous expenses on line 24e. If line 24e amount exceeds 10% of line 25, column (A), amount, list line 24e expenses on Schedule O.)				
a CA MERCURY THERMOSTAT C	1,600,000.			
b RECYCLING SERVICES	398,862.			
c BAD DEBT	36,257.			
d SPONSORSHIPS AND MEMBER	29,210.			
e All other expenses	18,241.			
25 Total functional expenses. Add lines 1 through 24e	3,090,778.			
26 Joint costs. Complete this line only if the organization reported in column (B) joint costs from a combined educational campaign and fundraising solicitation. Check here <input type="checkbox"/> if following SOP 98-2 (ASC 958-720)				

Part X Balance Sheet

Check if Schedule O contains a response or note to any line in this Part X

		(A) Beginning of year		(B) End of year
Assets	1 Cash - non-interest-bearing	3,371,937.	1	4,062,199.
	2 Savings and temporary cash investments	251,061.	2	253,584.
	3 Pledges and grants receivable, net		3	
	4 Accounts receivable, net	34,020.	4	673,847.
	5 Loans and other receivables from any current or former officer, director, trustee, key employee, creator or founder, substantial contributor, or 35% controlled entity or family member of any of these persons		5	
	6 Loans and other receivables from other disqualified persons (as defined under section 4958(f)(1)), and persons described in section 4958(c)(3)(B)		6	
	7 Notes and loans receivable, net		7	
	8 Inventories for sale or use		8	
	9 Prepaid expenses and deferred charges	22,164.	9	22,762.
	10a Land, buildings, and equipment: cost or other basis. Complete Part VI of Schedule D	10a		
	b Less: accumulated depreciation	10b		10c
	11 Investments - publicly traded securities		11	
	12 Investments - other securities. See Part IV, line 11		12	
	13 Investments - program-related. See Part IV, line 11		13	
	14 Intangible assets	42,410.	14	2,085.
	15 Other assets. See Part IV, line 11	414,281.	15	300,866.
16 Total assets. Add lines 1 through 15 (must equal line 33)	4,135,873.	16	5,315,343.	
Liabilities	17 Accounts payable and accrued expenses	91,070.	17	170,000.
	18 Grants payable		18	
	19 Deferred revenue	1,255,337.	19	1,168,619.
	20 Tax-exempt bond liabilities		20	
	21 Escrow or custodial account liability. Complete Part IV of Schedule D		21	
	22 Loans and other payables to any current or former officer, director, trustee, key employee, creator or founder, substantial contributor, or 35% controlled entity or family member of any of these persons		22	
	23 Secured mortgages and notes payable to unrelated third parties		23	
	24 Unsecured notes and loans payable to unrelated third parties		24	
	25 Other liabilities (including federal income tax, payables to related third parties, and other liabilities not included on lines 17-24). Complete Part X of Schedule D		25	
	26 Total liabilities. Add lines 17 through 25	1,346,407.	26	1,338,619.
Net Assets or Fund Balances	Organizations that follow FASB ASC 958, check here <input checked="" type="checkbox"/> and complete lines 27, 28, 32, and 33.			
	27 Net assets without donor restrictions	2,389,466.	27	3,976,724.
	28 Net assets with donor restrictions	400,000.	28	0.
	Organizations that do not follow FASB ASC 958, check here <input type="checkbox"/> and complete lines 29 through 33.			
	29 Capital stock or trust principal, or current funds		29	
	30 Paid-in or capital surplus, or land, building, or equipment fund		30	
	31 Retained earnings, endowment, accumulated income, or other funds		31	
	32 Total net assets or fund balances	2,789,466.	32	3,976,724.
	33 Total liabilities and net assets/fund balances	4,135,873.	33	5,315,343.

Part XI Reconciliation of Net Assets

Check if Schedule O contains a response or note to any line in this Part XI

1	Total revenue (must equal Part VIII, column (A), line 12)	1	4,278,036.
2	Total expenses (must equal Part IX, column (A), line 25)	2	3,090,778.
3	Revenue less expenses. Subtract line 2 from line 1	3	1,187,258.
4	Net assets or fund balances at beginning of year (must equal Part X, line 32, column (A))	4	2,789,466.
5	Net unrealized gains (losses) on investments	5	
6	Donated services and use of facilities	6	
7	Investment expenses	7	
8	Prior period adjustments	8	
9	Other changes in net assets or fund balances (explain on Schedule O)	9	0.
10	Net assets or fund balances at end of year. Combine lines 3 through 9 (must equal Part X, line 32, column (B))	10	3,976,724.

Part XII Financial Statements and Reporting

Check if Schedule O contains a response or note to any line in this Part XII

		Yes	No
1	Accounting method used to prepare the Form 990: <input type="checkbox"/> Cash <input checked="" type="checkbox"/> Accrual <input type="checkbox"/> Other _____ If the organization changed its method of accounting from a prior year or checked "Other," explain on Schedule O.		
2a	Were the organization's financial statements compiled or reviewed by an independent accountant? _____ If "Yes," check a box below to indicate whether the financial statements for the year were compiled or reviewed on a separate basis, consolidated basis, or both: <input type="checkbox"/> Separate basis <input type="checkbox"/> Consolidated basis <input type="checkbox"/> Both consolidated and separate basis		X
b	Were the organization's financial statements audited by an independent accountant? _____ If "Yes," check a box below to indicate whether the financial statements for the year were audited on a separate basis, consolidated basis, or both: <input checked="" type="checkbox"/> Separate basis <input type="checkbox"/> Consolidated basis <input type="checkbox"/> Both consolidated and separate basis	X	
c	If "Yes" to line 2a or 2b, does the organization have a committee that assumes responsibility for oversight of the audit, review, or compilation of its financial statements and selection of an independent accountant? _____ If the organization changed either its oversight process or selection process during the tax year, explain on Schedule O.	X	
3a	As a result of a federal award, was the organization required to undergo an audit or audits as set forth in the Uniform Guidance, 2 C.F.R. Part 200, Subpart F? _____		X
b	If "Yes," did the organization undergo the required audit or audits? If the organization did not undergo the required audit or audits, explain why on Schedule O and describe any steps taken to undergo such audits _____		

Form 990 (2023)

SCHEDULE C
(Form 990)

Political Campaign and Lobbying Activities

OMB No. 1545-0047

2023

Open to Public Inspection

Department of the Treasury
Internal Revenue Service

For Organizations Exempt From Income Tax Under Section 501(c) and Section 527
Complete if the organization is described below. Attach to Form 990 or Form 990-EZ.
Go to www.irs.gov/Form990 for instructions and the latest information.

If the organization answered "Yes" on Form 990, Part IV, line 3, or Form 990-EZ, Part V, line 46 (Political Campaign Activities), then:

- Section 501(c)(3) organizations: Complete Parts I-A and B. Do not complete Part I-C.
Section 501(c) (other than section 501(c)(3)) organizations: Complete Parts I-A and C below. Do not complete Part I-B.
Section 527 organizations: Complete Part I-A only.

If the organization answered "Yes" on Form 990, Part IV, line 4, or Form 990-EZ, Part VI, line 47 (Lobbying Activities), then:

- Section 501(c)(3) organizations that have filed Form 5768 (election under section 501(h)): Complete Part II-A. Do not complete Part II-B.
Section 501(c)(3) organizations that have NOT filed Form 5768 (election under section 501(h)): Complete Part II-B. Do not complete Part II-A.

If the organization answered "Yes" on Form 990, Part IV, line 5 (Proxy Tax) (see separate instructions) or Form 990-EZ, Part V, line 35c (Proxy Tax) (see separate instructions), then:

- Section 501(c)(4), (5), or (6) organizations: Complete Part III.

Name of organization: THERMOSTAT RECYCLING CORPORATION
Employer identification number: 54-1830284

Part I-A Complete if the organization is exempt under section 501(c) or is a section 527 organization.

- 1 Provide a description of the organization's direct and indirect political campaign activities in Part IV.
2 Political campaign activity expenditures \$
3 Volunteer hours for political campaign activities

Part I-B Complete if the organization is exempt under section 501(c)(3).

- 1 Enter the amount of any excise tax incurred by the organization under section 4955 \$
2 Enter the amount of any excise tax incurred by organization managers under section 4955 \$
3 If the organization incurred a section 4955 tax, did it file Form 4720 for this year? Yes No
4a Was a correction made? Yes No
b If "Yes," describe in Part IV.

Part I-C Complete if the organization is exempt under section 501(c), except section 501(c)(3).

- 1 Enter the amount directly expended by the filing organization for section 527 exempt function activities \$
2 Enter the amount of the filing organization's funds contributed to other organizations for section 527 exempt function activities \$
3 Total exempt function expenditures. Add lines 1 and 2. Enter here and on Form 1120-POL, line 17b \$
4 Did the filing organization file Form 1120-POL for this year? Yes No
5 Enter the names, addresses, and employer identification number (EIN) of all section 527 political organizations to which the filing organization made payments. For each organization listed, enter the amount paid from the filing organization's funds. Also enter the amount of political contributions received that were promptly and directly delivered to a separate political organization, such as a separate segregated fund or a political action committee (PAC). If additional space is needed, provide information in Part IV.

Table with 5 columns: (a) Name, (b) Address, (c) EIN, (d) Amount paid from filing organization's funds, (e) Amount of political contributions received and promptly and directly delivered to a separate political organization.

For Paperwork Reduction Act Notice, see the Instructions for Form 990 or 990-EZ.

Schedule C (Form 990) 2023

Part II-A Complete if the organization is exempt under section 501(c)(3) and filed Form 5768 (election under section 501(h)).

- A Check if the filing organization belongs to an affiliated group (and list in Part IV each affiliated group member's name, address, EIN, expenses, and share of excess lobbying expenditures).
- B Check if the filing organization checked box A and "limited control" provisions apply.

Limits on Lobbying Expenditures (The term "expenditures" means amounts paid or incurred.)	(a) Filing organization's totals	(b) Affiliated group totals												
1a Total lobbying expenditures to influence public opinion (grassroots lobbying)														
b Total lobbying expenditures to influence a legislative body (direct lobbying)														
c Total lobbying expenditures (add lines 1a and 1b)														
d Other exempt purpose expenditures														
e Total exempt purpose expenditures (add lines 1c and 1d)														
f Lobbying nontaxable amount. Enter the amount from the following table in both columns.														
<table border="1" style="width: 100%; border-collapse: collapse;"> <thead> <tr> <th style="width: 30%;">If the amount on line 1e, column (a) or (b) is:</th> <th style="width: 70%;">The lobbying nontaxable amount is:</th> </tr> </thead> <tbody> <tr> <td>not over \$500,000,</td> <td>20% of the amount on line 1e.</td> </tr> <tr> <td>over \$500,000 but not over \$1,000,000,</td> <td>\$100,000 plus 15% of the excess over \$500,000.</td> </tr> <tr> <td>over \$1,000,000 but not over \$1,500,000,</td> <td>\$175,000 plus 10% of the excess over \$1,000,000.</td> </tr> <tr> <td>over \$1,500,000 but not over \$17,000,000,</td> <td>\$225,000 plus 5% of the excess over \$1,500,000.</td> </tr> <tr> <td>over \$17,000,000,</td> <td>\$1,000,000.</td> </tr> </tbody> </table>	If the amount on line 1e, column (a) or (b) is:	The lobbying nontaxable amount is:	not over \$500,000,	20% of the amount on line 1e.	over \$500,000 but not over \$1,000,000,	\$100,000 plus 15% of the excess over \$500,000.	over \$1,000,000 but not over \$1,500,000,	\$175,000 plus 10% of the excess over \$1,000,000.	over \$1,500,000 but not over \$17,000,000,	\$225,000 plus 5% of the excess over \$1,500,000.	over \$17,000,000,	\$1,000,000.		
If the amount on line 1e, column (a) or (b) is:	The lobbying nontaxable amount is:													
not over \$500,000,	20% of the amount on line 1e.													
over \$500,000 but not over \$1,000,000,	\$100,000 plus 15% of the excess over \$500,000.													
over \$1,000,000 but not over \$1,500,000,	\$175,000 plus 10% of the excess over \$1,000,000.													
over \$1,500,000 but not over \$17,000,000,	\$225,000 plus 5% of the excess over \$1,500,000.													
over \$17,000,000,	\$1,000,000.													
g Grassroots nontaxable amount (enter 25% of line 1f)														
h Subtract line 1g from line 1a. If zero or less, enter -0-														
i Subtract line 1f from line 1c. If zero or less, enter -0-														
j If there is an amount other than zero on either line 1h or line 1i, did the organization file Form 4720 reporting section 4911 tax for this year?	<input type="checkbox"/> Yes	<input type="checkbox"/> No												

4-Year Averaging Period Under Section 501(h)
 (Some organizations that made a section 501(h) election do not have to complete all of the five columns below.
 See the separate instructions for lines 2a through 2f.)

Lobbying Expenditures During 4-Year Averaging Period					
Calendar year (or fiscal year beginning in)	(a) 2020	(b) 2021	(c) 2022	(d) 2023	(e) Total
2a Lobbying nontaxable amount					
b Lobbying ceiling amount (150% of line 2a, column(e))					
c Total lobbying expenditures					
d Grassroots nontaxable amount					
e Grassroots ceiling amount (150% of line 2d, column (e))					
f Grassroots lobbying expenditures					

Part II-B Complete if the organization is exempt under section 501(c)(3) and has NOT filed Form 5768 (election under section 501(h)).

Table with 3 main columns: (a) Yes, (a) No, (b) Amount. Rows include questions about lobbying activities like volunteers, paid staff, media, mailings, etc.

Part III-A Complete if the organization is exempt under section 501(c)(4), section 501(c)(5), or section 501(c)(6).

Table with 3 columns: Question, Yes, No. Rows include questions about dues, lobbying expenditures, and carryover.

Part III-B Complete if the organization is exempt under section 501(c)(4), section 501(c)(5), or section 501(c)(6) and if either (a) BOTH Part III-A, lines 1 and 2, are answered "No" OR (b) Part III-A, line 3, is answered "Yes."

Table with 2 main columns: Question, Amount. Rows include questions about dues, section 162(e) expenditures, and carryover.

Part IV Supplemental Information

Provide the descriptions required for Part I-A, line 1; Part I-B, line 4; Part I-C, line 5; Part II-A (affiliated group list); Part II-A, lines 1 and 2 (see instructions); and Part II-B, line 1. Also, complete this part for any additional information.

Blank lines for providing supplemental information as required by the instructions.

SCHEDULE D (Form 990)

Department of the Treasury Internal Revenue Service

Supplemental Financial Statements

Complete if the organization answered "Yes" on Form 990, Part IV, line 6, 7, 8, 9, 10, 11a, 11b, 11c, 11d, 11e, 11f, 12a, or 12b. Attach to Form 990.

Go to www.irs.gov/Form990 for instructions and the latest information.

OMB No. 1545-0047

2023

Open to Public Inspection

Name of the organization THERMOSTAT RECYCLING CORPORATION Employer identification number 54-1830284

Part I Organizations Maintaining Donor Advised Funds or Other Similar Funds or Accounts. Complete if the organization answered "Yes" on Form 990, Part IV, line 6.

Table with 2 columns: (a) Donor advised funds, (b) Funds and other accounts. Rows include: 1 Total number at end of year, 2 Aggregate value of contributions to (during year), 3 Aggregate value of grants from (during year), 4 Aggregate value at end of year, 5 Did the organization inform all donors and donor advisors in writing that the assets held in donor advised funds are the organization's property, subject to the organization's exclusive legal control?, 6 Did the organization inform all grantees, donors, and donor advisors in writing that grant funds can be used only for charitable purposes and not for the benefit of the donor or donor advisor, or for any other purpose conferring impermissible private benefit?

Part II Conservation Easements. Complete if the organization answered "Yes" on Form 990, Part IV, line 7.

Table with 2 columns: Held at the End of the Tax Year. Rows include: 1 Purpose(s) of conservation easements held by the organization (check all that apply), 2 Complete lines 2a through 2d if the organization held a qualified conservation contribution in the form of a conservation easement on the last day of the tax year, 3 Number of conservation easements modified, transferred, released, extinguished, or terminated by the organization during the tax year, 4 Number of states where property subject to conservation easement is located, 5 Does the organization have a written policy regarding the periodic monitoring, inspection, handling of violations, and enforcement of the conservation easements it holds?, 6 Staff and volunteer hours devoted to monitoring, inspecting, handling of violations, and enforcing conservation easements during the year, 7 Amount of expenses incurred in monitoring, inspecting, handling of violations, and enforcing conservation easements during the year, 8 Does each conservation easement reported on line 2d above satisfy the requirements of section 170(h)(4)(B)(i) and section 170(h)(4)(B)(ii)?, 9 In Part XIII, describe how the organization reports conservation easements in its revenue and expense statement and balance sheet, and include, if applicable, the text of the footnote to the organization's financial statements that describes the organization's accounting for conservation easements.

Part III Organizations Maintaining Collections of Art, Historical Treasures, or Other Similar Assets. Complete if the organization answered "Yes" on Form 990, Part IV, line 8.

Table with 2 columns: \$. Rows include: 1a If the organization elected, as permitted under FASB ASC 958, not to report in its revenue statement and balance sheet works of art, historical treasures, or other similar assets held for public exhibition, education, or research in furtherance of public service, provide in Part XIII the text of the footnote to its financial statements that describes these items. 1b If the organization elected, as permitted under FASB ASC 958, to report in its revenue statement and balance sheet works of art, historical treasures, or other similar assets held for public exhibition, education, or research in furtherance of public service, provide the following amounts relating to these items. (i) Revenue included on Form 990, Part VIII, line 1. (ii) Assets included in Form 990, Part X. 2 If the organization received or held works of art, historical treasures, or other similar assets for financial gain, provide the following amounts required to be reported under FASB ASC 958 relating to these items: a Revenue included on Form 990, Part VIII, line 1. b Assets included in Form 990, Part X.

LHA For Paperwork Reduction Act Notice, see the Instructions for Form 990. Schedule D (Form 990) 2023

Part III Organizations Maintaining Collections of Art, Historical Treasures, or Other Similar Assets (continued)

- 3 Using the organization's acquisition, accession, and other records, check any of the following that make significant use of its collection items (check all that apply).
- a Public exhibition
 - b Scholarly research
 - c Preservation for future generations
 - d Loan or exchange program
 - e Other _____
- 4 Provide a description of the organization's collections and explain how they further the organization's exempt purpose in Part XIII.
- 5 During the year, did the organization solicit or receive donations of art, historical treasures, or other similar assets to be sold to raise funds rather than to be maintained as part of the organization's collection? Yes No

Part IV Escrow and Custodial Arrangements Complete if the organization answered "Yes" on Form 990, Part IV, line 9, or reported an amount on Form 990, Part X, line 21.

- 1a Is the organization an agent, trustee, custodian, or other intermediary for contributions or other assets not included on Form 990, Part X? Yes No
- b If "Yes," explain the arrangement in Part XIII and complete the following table:
- | | Amount |
|---------------------------------|--------|
| c Beginning balance | 1c |
| d Additions during the year | 1d |
| e Distributions during the year | 1e |
| f Ending balance | 1f |
- 2a Did the organization include an amount on Form 990, Part X, line 21, for escrow or custodial account liability? Yes No
- b If "Yes," explain the arrangement in Part XIII. Check here if the explanation has been provided in Part XIII

Part V Endowment Funds Complete if the organization answered "Yes" on Form 990, Part IV, line 10.

	(a) Current year	(b) Prior year	(c) Two years back	(d) Three years back	(e) Four years back
1a Beginning of year balance					
b Contributions					
c Net investment earnings, gains, and losses					
d Grants or scholarships					
e Other expenditures for facilities and programs					
f Administrative expenses					
g End of year balance					

- 2 Provide the estimated percentage of the current year end balance (line 1g, column (a)) held as:
- a Board designated or quasi-endowment _____%
 - b Permanent endowment _____%
 - c Term endowment _____%
- The percentages on lines 2a, 2b, and 2c should equal 100%.
- 3a Are there endowment funds not in the possession of the organization that are held and administered for the organization by:
- | | Yes | No |
|--|--------|----|
| (i) Unrelated organizations? | 3a(i) | |
| (ii) Related organizations? | 3a(ii) | |
| b If "Yes" on line 3a(ii), are the related organizations listed as required on Schedule R? | 3b | |
- 4 Describe in Part XIII the intended uses of the organization's endowment funds.

Part VI Land, Buildings, and Equipment

Complete if the organization answered "Yes" on Form 990, Part IV, line 11a. See Form 990, Part X, line 10.

Description of property	(a) Cost or other basis (investment)	(b) Cost or other basis (other)	(c) Accumulated depreciation	(d) Book value
1a Land				
b Buildings				
c Leasehold improvements				
d Equipment				
e Other				

Total. Add lines 1a through 1e. (Column (d) must equal Form 990, Part X, line 10c, column (B)) 0.

Part VII Investments - Other Securities

Complete if the organization answered "Yes" on Form 990, Part IV, line 11b. See Form 990, Part X, line 12.

(a) Description of security or category (including name of security)	(b) Book value	(c) Method of valuation: Cost or end-of-year market value
(1) Financial derivatives		
(2) Closely held equity interests		
(3) Other		
(A)		
(B)		
(C)		
(D)		
(E)		
(F)		
(G)		
(H)		
Total. (Col. (b) must equal Form 990, Part X, line 12, col. (B))		

Part VIII Investments - Program Related.

Complete if the organization answered "Yes" on Form 990, Part IV, line 11c. See Form 990, Part X, line 13.

(a) Description of investment	(b) Book value	(c) Method of valuation: Cost or end-of-year market value
(1)		
(2)		
(3)		
(4)		
(5)		
(6)		
(7)		
(8)		
(9)		
Total. (Col. (b) must equal Form 990, Part X, line 13, col. (B))		

Part IX Other Assets

Complete if the organization answered "Yes" on Form 990, Part IV, line 11d. See Form 990, Part X, line 15.

(a) Description	(b) Book value
(1) RESERVE FUND DEPOSIT	2,000.
(2) DUE FROM MEMBERS FOR THE CALORNIA MERCURY THERMOSTAT	
(3) COLLECTION ACT OF 2021	298,866.
(4)	
(5)	
(6)	
(7)	
(8)	
(9)	
Total. (Column (b) must equal Form 990, Part X, line 15, col. (B))	300,866.

Part X Other Liabilities

Complete if the organization answered "Yes" on Form 990, Part IV, line 11e or 11f. See Form 990, Part X, line 25.

1. (a) Description of liability	(b) Book value
(1) Federal income taxes	
(2)	
(3)	
(4)	
(5)	
(6)	
(7)	
(8)	
(9)	
Total. (Column (b) must equal Form 990, Part X, line 25, col. (B))	

2. Liability for uncertain tax positions. In Part XIII, provide the text of the footnote to the organization's financial statements that reports the organization's liability for uncertain tax positions under FASB ASC 740. Check here if the text of the footnote has been provided in Part XIII ...

Part XI Reconciliation of Revenue per Audited Financial Statements With Revenue per Return

Complete if the organization answered "Yes" on Form 990, Part IV, line 12a.

1	Total revenue, gains, and other support per audited financial statements		1	4,278,036.
2	Amounts included on line 1 but not on Form 990, Part VIII, line 12:			
a	Net unrealized gains (losses) on investments	2a		
b	Donated services and use of facilities	2b		
c	Recoveries of prior year grants	2c		
d	Other (Describe in Part XIII.)	2d		
e	Add lines 2a through 2d		2e	0.
3	Subtract line 2e from line 1		3	4,278,036.
4	Amounts included on Form 990, Part VIII, line 12, but not on line 1:			
a	Investment expenses not included on Form 990, Part VIII, line 7b	4a		
b	Other (Describe in Part XIII.)	4b		
c	Add lines 4a and 4b		4c	0.
5	Total revenue. Add lines 3 and 4c . (This must equal Form 990, Part I, line 12.)		5	4,278,036.

Part XII Reconciliation of Expenses per Audited Financial Statements With Expenses per Return

Complete if the organization answered "Yes" on Form 990, Part IV, line 12a.

1	Total expenses and losses per audited financial statements		1	3,090,778.
2	Amounts included on line 1 but not on Form 990, Part IX, line 25:			
a	Donated services and use of facilities	2a		
b	Prior year adjustments	2b		
c	Other losses	2c		
d	Other (Describe in Part XIII.)	2d		
e	Add lines 2a through 2d		2e	0.
3	Subtract line 2e from line 1		3	3,090,778.
4	Amounts included on Form 990, Part IX, line 25, but not on line 1:			
a	Investment expenses not included on Form 990, Part VIII, line 7b	4a		
b	Other (Describe in Part XIII.)	4b		
c	Add lines 4a and 4b		4c	0.
5	Total expenses. Add lines 3 and 4c . (This must equal Form 990, Part I, line 18.)		5	3,090,778.

Part XIII Supplemental Information

Provide the descriptions required for Part II, lines 3, 5, and 9; Part III, lines 1a and 4; Part IV, lines 1b and 2b; Part V, line 4; Part X, line 2; Part XI, lines 2d and 4b; and Part XII, lines 2d and 4b. Also complete this part to provide any additional information.

PART X, LINE 2:

TRC IS EXEMPT FROM INCOME TAXES ON ITS EXEMPT ACTIVITIES UNDER SECTION 501 (C) (6) OF THE INTERNAL REVENUE CODE. TRC FOLLOWS ACCOUNTING STANDARDS FOR DEALING WITH UNCERTAINTY IN ACCOUNTING FOR INCOME TAX PROVISIONS. TRC HAS DETERMINED THAT IT DOES NOT HAVE ANY MATERIAL UNRECOGNIZED TAX BENEFITS OR OBLIGATIONS AS OF DECEMBER 31, 2023. YEARS ENDING ON OR AFTER DECEMBER 31, 2020 REMAIN SUBJECT TO EXAMINATION BY FEDERAL AND STATE TAX AUTHORITIES.

**SCHEDULE O
(Form 990)**

Department of the Treasury
Internal Revenue Service

Supplemental Information to Form 990 or 990-EZ

Complete to provide information for responses to specific questions on
Form 990 or 990-EZ or to provide any additional information.
Attach to Form 990 or Form 990-EZ.
Go to www.irs.gov/Form990 for the latest information.

OMB No. 1545-0047

2023

Open to Public
Inspection

Name of the organization

THERMOSTAT RECYCLING CORPORATION

Employer identification number

54-1830284

FORM 990, PART VI, SECTION A, LINE 3:

THE ASSOCIATION APPOINTED KELLEN MANAGEMENT AS ITS AGENT TO CONDUCT THE
MANAGEMENT OF THE ASSOCIATION IN ALL ASPECTS TO INCLUDE GENERAL ACTIVITIES,
BOARD AND COMMITTEE SUPPORT, FINANCIAL MANAGEMENT, TECHNOLOGY AND WEBSITE
MANAGEMENT, MARKETING AND COMMUNICATIONS, PROGRAM MANAGEMENT, AND
REGULATORY COMPLIANCE.

FORM 990, PART VI, SECTION A, LINE 6:

INITIAL MEMBERS OF THIS CORPORATION SHALL BE WHITE-RODGERS CORPORATION AND
HONEYWELL INC. EACH SUCH CORPORATION SHALL BE DEEMED AN ORIGINAL MEMBER OF
THE CORPORATION, AND ALL CORPORATIONS MAY BE REFERRED TO COLLECTIVELY IN
THE BY-LAWS AS THE ORIGINAL MEMBERS.

FROM TIME TO TIME, THE BOARD OF DIRECTORS MAY INVITE OTHER THERMOSTAT
MANUFACTURERS TO PARTICIPATE AS MEMBERS IN THE CORPORATION. SUCH A
CORPORATION SHALL BECOME A MEMBER ONLY UPON PAYMENT OF FEES AS PROVIDED
UNDER ARTICLE VII OF THE BY-LAWS.

FORM 990, PART VI, SECTION A, LINE 7A:

THERE SHALL BE A NOMINATING COMMITTEE OF THE BOARD OF DIRECTORS, WHICH
SHALL CONSIST OF THREE DIRECTORS, ALL OF WHOM ARE EMPLOYED BY ORIGINAL
MEMBERS. ONE MONTH PRIOR TO THE ANNUAL MEETING OF THE CORPORATION, THE
NOMINATING COMMITTEE SHALL APPROVE A SLATE OF NOMINEES MEETING THE
QUALIFICATIONS SET FORTH IN SECTION 2 TO BE SUBMITTED TO THE MEMBERS FOR
ELECTION AT THE ANNUAL MEETING.

Name of the organization THERMOSTAT RECYCLING CORPORATION	Employer identification number 54-1830284
--	--

FORM 990, PART VI, SECTION B, LINE 11B:

A COPY OF FORM 990 IS PROVIDED TO ALL GOVERNING MEMBERS BEFORE IT IS FILED.
 A REASONABLE AMOUNT OF TIME IS ALLOWED FOR THE GOVERNING MEMBERS TO REVIEW
 THE FORM 990 AND PROVIDE COMMENTS.

FORM 990, PART VI, SECTION C, LINE 19:

TRC MAKES ITS GOVERNING DOCUMENTS, CONFLICT OF INTEREST POLICY, AND
 FINANCIAL STATEMENTS AVAILABLE TO THE PUBLIC UPON REQUEST (VIA E-MAIL OR
 MAIL).

FORM 990, PART XII, LINE 2C

THE PROCESS HAS NOT CHANGED FROM THE PRIOR YEAR. THE BOARD OF
 DIRECTORS ASSUME OVERSIGHT RESPONSIBILITY FOR THE AUDIT.

2023 DEPRECIATION AND AMORTIZATION REPORT

FORM 990 PAGE 10

990

Asset No.	Description	Date Acquired	Method	Life	Conv	Line No.	Unadjusted Cost Or Basis	Bus % Excl	Section 179 Expense	* Reduction In Basis	Basis For Depreciation	Beginning Accumulated Depreciation	Current Sec 179 Expense	Current Year Deduction	Ending Accumulated Depreciation
10	FIRST PIER	01/01/19		60M		HY43	159,960.				159,960.	127,968.		31,992.	159,960.
11	WEBSITE	04/01/21		36M		HY43	25,000.				25,000.	14,583.		8,333.	22,916.
	* TOTAL 990 PAGE 10 DEPR & AMORT						184,960.				184,960.	142,551.		40,325.	182,876.

Depreciation and Amortization
(Including Information on Listed Property)

Department of the Treasury
Internal Revenue Service

Go to www.irs.gov/Form4562 for instructions and the latest information.

Attach to your tax return.

Name(s) shown on return

Business or activity to which this form relates

Identifying number

THERMOSTAT RECYCLING CORPORATION

FORM 990 PAGE 10

54-1830284

Part I Election To Expense Certain Property Under Section 179 Note: If you have any listed property, complete Part V before you complete Part I.

1 Maximum amount (see instructions)	1	1,160,000.
2 Total cost of section 179 property placed in service (see instructions)	2	
3 Threshold cost of section 179 property before reduction in limitation	3	2,890,000.
4 Reduction in limitation. Subtract line 3 from line 2. If zero or less, enter -0-	4	
5 Dollar limitation for tax year. Subtract line 4 from line 1. If zero or less, enter -0-. If married filing separately, see instructions	5	
6 (a) Description of property	(b) Cost (business use only)	(c) Elected cost
7 Listed property. Enter the amount from line 29	7	
8 Total elected cost of section 179 property. Add amounts in column (c), lines 6 and 7	8	
9 Tentative deduction. Enter the smaller of line 5 or line 8	9	
10 Carryover of disallowed deduction from line 13 of your 2022 Form 4562	10	
11 Business income limitation. Enter the smaller of business income (not less than zero) or line 5	11	
12 Section 179 expense deduction. Add lines 9 and 10, but don't enter more than line 11	12	
13 Carryover of disallowed deduction to 2024. Add lines 9 and 10, less line 12	13	

Note: Don't use Part II or Part III below for listed property. Instead, use Part V.

Part II Special Depreciation Allowance and Other Depreciation (Don't include listed property.)

14 Special depreciation allowance for qualified property (other than listed property) placed in service during the tax year	14	
15 Property subject to section 168(f)(1) election	15	
16 Other depreciation (including ACRS)	16	

Part III MACRS Depreciation (Don't include listed property. See instructions.)

Section A

17 MACRS deductions for assets placed in service in tax years beginning before 2023	17	
18 If you are electing to group any assets placed in service during the tax year into one or more general asset accounts, check here <input type="checkbox"/>		

Section B - Assets Placed in Service During 2023 Tax Year Using the General Depreciation System

(a) Classification of property	(b) Month and year placed in service	(c) Basis for depreciation (business/investment use only - see instructions)	(d) Recovery period	(e) Convention	(f) Method	(g) Depreciation deduction
19a 3-year property						
b 5-year property						
c 7-year property						
d 10-year property						
e 15-year property						
f 20-year property						
g 25-year property			25 yrs.		S/L	
h Residential rental property	/		27.5 yrs.	MM	S/L	
	/		27.5 yrs.	MM	S/L	
i Nonresidential real property	/		39 yrs.	MM	S/L	
	/			MM	S/L	

Section C - Assets Placed in Service During 2023 Tax Year Using the Alternative Depreciation System

20a Class life					S/L	
b 12-year			12 yrs.		S/L	
c 30-year	/		30 yrs.	MM	S/L	
d 40-year	/		40 yrs.	MM	S/L	

Part IV Summary (See instructions.)

21 Listed property. Enter amount from line 28	21	
22 Total. Add amounts from line 12, lines 14 through 17, lines 19 and 20 in column (g), and line 21. Enter here and on the appropriate lines of your return. Partnerships and S corporations - see instr.	22	0.
23 For assets shown above and placed in service during the current year, enter the portion of the basis attributable to section 263A costs	23	

Part V Listed Property (Include automobiles, certain other vehicles, certain aircraft, and property used for entertainment, recreation, or amusement.)

Note: For any vehicle for which you are using the standard mileage rate or deducting lease expense, complete only 24a, 24b, columns (a) through (c) of Section A, all of Section B, and Section C if applicable.

Section A - Depreciation and Other Information (Caution: See the instructions for limits for passenger automobiles.)

24a Do you have evidence to support the business/investment use claimed? Yes No 24b If "Yes," is the evidence written? Yes No

Table with 9 columns: (a) Type of property, (b) Date placed in service, (c) Business/investment use percentage, (d) Cost or other basis, (e) Basis for depreciation, (f) Recovery period, (g) Method/Convention, (h) Depreciation deduction, (i) Elected section 179 cost.

25 Special depreciation allowance for qualified listed property placed in service during the tax year and used more than 50% in a qualified business use 25

26 Property used more than 50% in a qualified business use: Table with 9 columns for percentage and cost.

27 Property used 50% or less in a qualified business use: Table with 9 columns for percentage and S/L.

28 Add amounts in column (h), lines 25 through 27. Enter here and on line 21, page 1 28

29 Add amounts in column (i), line 26. Enter here and on line 7, page 1 29

Section B - Information on Use of Vehicles

Complete this section for vehicles used by a sole proprietor, partner, or other "more than 5% owner," or related person. If you provided vehicles to your employees, first answer the questions in Section C to see if you meet an exception to completing this section for those vehicles.

Table for Section B with 6 columns (a-f) for Vehicle 1-6 and rows 30-36 for miles driven and availability questions.

Section C - Questions for Employers Who Provide Vehicles for Use by Their Employees

Answer these questions to determine if you meet an exception to completing Section B for vehicles used by employees who aren't more than 5% owners or related persons.

Table for Section C with 2 columns (Yes/No) and rows 37-41 for policy and use questions.

Note: If your answer to 37, 38, 39, 40, or 41 is "Yes," don't complete Section B for the covered vehicles.

Part VI Amortization

Table for Section C with 6 columns: (a) Description of costs, (b) Date amortization begins, (c) Amortizable amount, (d) Code section, (e) Amortization period or percentage, (f) Amortization for this year.

42 Amortization of costs that begins during your 2023 tax year: Table with 6 columns.

43 Amortization of costs that began before your 2023 tax year STMT 1 43 40,325.

44 Total. Add amounts in column (f). See the instructions for where to report 44 40,325.

FORM 4562

PART VI - AMORTIZATION

STATEMENT 1

(A) DESCRIPTION OF COSTS	(B) DATE BEGAN	(C) AMORT. AMOUNT	(D) CODE SECT.	(E) LIFE/ RATE	(F) ACCUM. AMORT.	(G) AMORT. THIS YR.
FIRST PIER	01/01/19	159,960.		60M	127,968.	31,992.
WEBSITE	04/01/21	25,000.		36M	14,583.	8,333.
TOTAL TO FORM 4562, LINE 43						40,325.

Massachusetts
2024 Miss You Calls

Location Type	Account	Location Name	Street	City	State	Zip Code	Subject	Activity Date
HHW	Dept Of Public Works	Dept Of Public Works	1000 Suffield Street	Agawam	MA	01001	Miss You Call	4/16/2024
HHW	Dept Of Public Works	Dept Of Public Works	1000 Suffield Street	Agawam	MA	01001	Miss You Call	8/8/2024
HVAC Contractor	Solarcity	Solarcity	604 Silver Street	Agawam	MA	01001	Miss You Call	4/17/2024
HVAC Contractor	Solarcity	Solarcity	604 Silver Street	Agawam	MA	01001	Miss You Call	8/12/2024
HHW	Anthol Board Of Health	Anthol Board Of Health	584 MAIN STREET	ANTHOL	MA	01331	Miss You Call	8/13/2024
Wholesaler	Plumbers' Supply Company	Plumbers' Supply Company	40 Water St	Arlington	MA	02474	Miss You Call	4/17/2024
Wholesaler	Plumbers' Supply Company	Plumbers' Supply Company	40 Water St	Arlington	MA	02474	Miss You Call	8/12/2024
HHW	Town Hall	Town Hall	895 Main Street	Ashby	MA	01431	Miss You Call	8/29/2024
Wholesaler	Sid Harvey	Sid Harvey	8 C St.	Auburn	MA	01501	Miss You Call	4/17/2024
Wholesaler	Sid Harvey	Sid Harvey	8 C St.	Auburn	MA	01501	Miss You Call	8/12/2024
Wholesaler	F.W. Webb	F.W. Webb Co.	160 MIDDLESEX TURNPIKE	BEDFORD	MA	01730	Miss You Call	8/12/2024
HVAC Contractor	Victory Htg & Air Conditioning Co. Inc.	Victory Htg & Air Conditioning Co. Inc.	115 Mendon St.	Bellingham	MA	02019	Miss You Call	8/29/2024
Wholesaler	Salem Plumbing	Salem Plumbing	97 RIVER STREET	BEVERLY	MA	01915	Miss You Call	8/14/2024
HHW	Town Hall	Town Hall	1 Russell Stage Rd	BLANDFORD	MA	01008	Miss You Call	8/29/2024
HHW	Transfer Station	Town Of Bolton - Department Of Public Works	12 FORBUSH MILL ROAD	BOLTON	MA	01740	Miss You Call	8/29/2024
Wholesaler	S.G. Torrice Company, Inc.	S.G. Torrice Company, Inc.	30 Northampton Street, Rear	Boston	MA	02118	Miss You Call	4/17/2024
Wholesaler	S.G. Torrice Company, Inc.	S.G. Torrice Company, Inc.	30 Northampton Street, Rear	Boston	MA	02118	Miss You Call	8/8/2024
HVAC Contractor	Muirfield Mechanical	Muirfield Mechanical	80 Littlefield Road	Boxborough	MA	01719	Miss You Call	4/17/2024
HVAC Contractor	Muirfield Mechanical	Muirfield Mechanical	80 Littlefield Road	Boxborough	MA	01719	Miss You Call	8/8/2024
Wholesaler	Johnstone Supply	Johnstone Supply	50 RocSam Park Road	Braintree	MA	02184	Miss You Call	4/16/2024
Wholesaler	Johnstone Supply	Johnstone Supply	50 RocSam Park Road	Braintree	MA	02184	Miss You Call	8/6/2024
Wholesaler	Covanta - Semass	United Refrigeration 46	65 Bay State Drive	Braintree	MA	02184	Miss You Call	8/29/2024
Wholesaler	Covanta - Semass	The Simons Company	55 MESSINA DRIVE	BRAINTREE	MA	02184	Miss You Call	8/29/2024
Wholesaler	Covanta - Semass	Delta T Distributing Bridgewater	20 SCOTLAND BLVD 7	BRIDGEWATER	MA	02324	Miss You Call	4/16/2024
Wholesaler	Covanta - Semass	Delta T Distributing Bridgewater	20 SCOTLAND BLVD 7	BRIDGEWATER	MA	02324	Miss You Call	8/8/2024
Wholesaler	Interstate Electric Equipment	Interstate HVAC Controls	30 VINELAND STREET	BRIGHTON	MA	02135	Miss You Call	8/13/2024
Wholesaler	Air Purchases Inc	Air Purchases Inc.	75 Stockwell Dr Ste 2	BROCKTON	MA	02301	Miss You Call	4/16/2024
Wholesaler	Air Purchases Inc	Air Purchases Inc.	75 Stockwell Dr Ste 2	BROCKTON	MA	02301	Miss You Call	8/8/2024
Wholesaler	Air Purchases Inc	Air Purchases Inc	24 BLANCHARD ROAD	BURLINGTON	MA	01803	Miss You Call	4/16/2024
Wholesaler	Air Purchases Inc	Air Purchases Inc	24 BLANCHARD ROAD	BURLINGTON	MA	01803	Miss You Call	8/8/2024
HHW	Dept Of Public Works	Dept Of Public Works	147 HAMPSHIRE STREET	CAMBRIDGE	MA	02139	Miss You Call	4/16/2024
HHW	Dept Of Public Works	Dept Of Public Works	147 HAMPSHIRE STREET	CAMBRIDGE	MA	02139	Miss You Call	8/8/2024
HVAC Contractor	Rise Engineering	Rise Engineering	60 Shawmut Road Unit 2	Canton	MA	02021	Miss You Call	8/12/2024
Wholesaler	Alliance Express	Alliance Express	11 Broad way	Chelsea	MA	02150	Miss You Call	8/13/2024
HHW	Transfer Station	Transfer Station	815 NEWTON STREET	CHESTNUT HILL	MA	02467	Miss You Call	8/29/2024
HHW	Dept Of Public Works	Dept Of Public Works	115 Baskin Drive	Chicopee	MA	01020	Miss You Call	4/16/2024
HHW	Concord Public Works	Concord Public Works	133 KEYES RD	CONCORD	MA	01742	Miss You Call	4/16/2024
HHW	Concord Public Works	Concord Public Works	133 KEYES RD	CONCORD	MA	01742	Miss You Call	8/6/2024
HHW	Town Of Dighton	Dighton Board of Health	1111 Somerset Ave.	Dighton	MA	02715	Miss You Call	4/16/2024
HHW	Town Of Dighton	Dighton Board of Health	1111 Somerset Ave.	Dighton	MA	02715	Miss You Call	8/6/2024
Wholesaler	Plumbers' Supply Company	Plumbers' Supply Company	3090 Cranberry Highway	East Wareham	MA	02538	Miss You Call	4/17/2024
HVAC Contractor	Solarcity	Solarcity	565 Commerce Dr.	Fall River	MA	02720	Miss You Call	4/17/2024
HVAC Contractor	Solarcity	Solarcity	565 Commerce Dr.	Fall River	MA	02720	Miss You Call	8/8/2024
Wholesaler	Plumbers' Supply Company	Plumbers' Supply Company	555 Rodman St.	Fall River	MA	02721	Miss You Call	8/12/2024
Wholesaler	F.W. Webb	F.W. Webb Co. Br 6	135 FALULAH ST.	FITCHBURG	MA	01420	Miss You Call	8/12/2024
Wholesaler	Delta T Distributors	Delta T Distributing Providence Franklin	40 KENWOOD CIRCLE UNIT 5	FRANKLIN	MA	02038	Miss You Call	4/16/2024
Wholesaler	Delta T Distributors	Delta T Distributing Providence Franklin	40 KENWOOD CIRCLE UNIT 5	FRANKLIN	MA	02038	Miss You Call	8/8/2024
HHW	Transfer Station	Transfer Station - Board of Health	744 WEST STREET - SEND TO MAILING /	GARDNER	MA	01440	Miss You Call	8/29/2024
Wholesaler	F.W. Webb	F.W. Webb Co.	51 GREAT REPUBLIC DRIVE	GLOUCESTER	MA	01930	Miss You Call	8/12/2024
Wholesaler	S&A Supply	S&A Supply	40 Maple Ave	Great Barrington	MA	01230	Miss You Call	8/14/2024
Other	wTe Recycling	wTe Recycling	75 Southern Ave	Greenfield	MA	01301	Miss You Call	4/16/2024
Other	wTe Recycling	wTe Recycling	75 Southern Ave	Greenfield	MA	01301	Miss You Call	8/6/2024
Wholesaler	Franklin County Plbg	Franklin County Plbg	340 Chapman Street	GREENFIELD	MA	01301	Miss You Call	8/12/2024
HHW	Greenfield Department Of Works	Greenfield Department Of Works	14 COURT SQUARE	GREENFIELD	MA	01301	Miss You Call	8/13/2024
HHW	Town Hall	Hancock Transfer Station	Rt. 43	HANCOCK	MA	01237	Miss You Call	8/29/2024
Wholesaler	Rivervalley Supply Co	Rivervalley Supply Co	472 RIVER STREET	HAVERTHILL	MA	01831	Miss You Call	8/14/2024
HHW	Holyoke Public Works Dept.	Holyoke Public Works Dept.	63 CANAL ST.	HOLYOKE	MA	01040	Miss You Call	8/13/2024
Wholesaler	S.G. Torrice Co	S. G. Torrice Corp	71 BODICK ROAD	HYANNIS	MA	02601	Miss You Call	8/14/2024
Wholesaler	Bell Simons	The Simons Company	105D FERNDQC STREET	HYANNIS	MA	02601	Miss You Call	8/29/2024
HVAC Contractor	Morris Heating & Air	Morris Heating & Air	56 Mitchell Road	Ipswich	MA	01938	Miss You Call	4/17/2024
HVAC Contractor	Morris Heating & Air	Morris Heating & Air	56 Mitchell Road	Ipswich	MA	01938	Miss You Call	8/8/2024
HHW	Tri-Town Health Dept	Tri-Town Health Dept	45 Railroad Street	Lee	MA	01238	Miss You Call	8/29/2024
Wholesaler	The Granite Group	The Granite Group	320 HAMILTON ST	Leominster	MA	01453	Miss You Call	8/29/2024
HVAC Contractor	Solarcity	Solarcity	25 Mohawk Drive	Leominster	MA	01453	Miss You Call	4/17/2024
HVAC Contractor	Solarcity	Solarcity	25 Mohawk Drive	Leominster	MA	01453	Miss You Call	8/8/2024
Wholesaler	Plumbers' Supply Company	Plumbers' Supply Company	720 Mechanic Street	Leominster	MA	01453	Miss You Call	4/17/2024
Wholesaler	Plumbers' Supply Company	Plumbers' Supply Company	720 Mechanic Street	Leominster	MA	01453	Miss You Call	8/12/2024
Wholesaler	The Granite Group	The Granite Group	1035 WESTFORD ST	Lowell	MA	01851	Miss You Call	8/29/2024
Wholesaler	The Bourneuf Corp	The Bourneuf Corp	55 ALLEY ST.	LYNN	MA	01902	Miss You Call	8/29/2024
HVAC Contractor	Johnson Controls	Johnson Controls	39 Salem St	Lynnfield	MA	01940	Miss You Call	4/17/2024
HVAC Contractor	Johnson Controls	Johnson Controls	39 Salem St	Lynnfield	MA	01940	Miss You Call	8/12/2024
Wholesaler	S.G. Torrice Co	S. G. Torrice Corp	31 Oxford Road,	Mansfield	MA	02048	Miss You Call	8/14/2024

**Massachusetts
2024 Miss You Calls**

HVAC Contractor	Solarcity	Solarcity	24 Saint Martin Dr.	Marlborough	MA	01752	Miss You Call	4/17/2024
HVAC Contractor	Solarcity	Solarcity	24 Saint Martin Dr.	Marlborough	MA	01752	Miss You Call	8/8/2024
HHW	Town Hall Dept Of Public Works	Town Hall Dept Of Public Works	870 Moraine Street	Marshfield	MA	02050	Miss You Call	8/29/2024
Wholesaler	Johnstone Supply	Johnstone Supply 447	91 Hicks Ave	MEDFORD	MA	02155	Miss You Call	8/13/2024
Wholesaler	R. E. Michel Co.	R.E. Michel Company, Inc	63 HICKS AVENUE	MEDFORD	MA	02155	Miss You Call	8/14/2024
HVAC Contractor	All-Temp	All-Temp	16 Pond Street	Milford	MA	01757	Miss You Call	4/17/2024
HVAC Contractor	All-Temp	All-Temp	16 Pond Street	Milford	MA	01757	Miss You Call	8/8/2024
HHW	Dept Of Public Works	Dept Of Public Works	900 Main St	Millis	MA	02054	Miss You Call	4/16/2024
HHW	Dept Of Public Works	Dept Of Public Works	900 Main St	Millis	MA	02054	Miss You Call	8/8/2024
Wholesaler	Plumbers' Supply Company	Plumbers' Supply Company	16 Arrowhead Drive	Nantucket	MA	02554	Miss You Call	4/17/2024
Wholesaler	Plumbers' Supply Company	Plumbers' Supply Company	16 Arrowhead Drive	Nantucket	MA	02554	Miss You Call	8/12/2024
Wholesaler	Plumber's Supply	Plumber's Supply	700 Acushnet Avenue	New Bedford	MA	02740	Miss You Call	4/17/2024
Wholesaler	Bell Simons	Simon's Supply Co Inc	770 MT. PLEASANT ST	NEW BEDFORD	MA	02745	Miss You Call	8/14/2024
Wholesaler	Dugan Supply	Dugan Supply	9 GRAF ROAD	NEWBURY PORT	MA	01950	Miss You Call	4/17/2024
Wholesaler	Dugan Supply	Dugan Supply	9 GRAF ROAD	NEWBURY PORT	MA	01950	Miss You Call	8/8/2024
Wholesaler	The Portland Group	The Portland Group	74 SALEM ROAD	NORTH BILLERICA	MA	01862	Miss You Call	8/29/2024
HHW	Town Hall	Town Hall	171 Egremont Plain Road	North Egremont	MA	01252	Miss You Call	8/29/2024
HHW	Dept Of Public Works	Dept Of Public Works	125 Locust Street	Northampton	MA	01060	Miss You Call	4/16/2024
HHW	Dept Of Public Works	Dept Of Public Works	125 Locust Street	Northampton	MA	01060	Miss You Call	8/8/2024
HHW	Locust Street Transfer Station	Locust Street Transfer Station	125 Locust Street	Northampton	MA	01060	Miss You Call	4/17/2024
HHW	Locust Street Transfer Station	Locust Street Transfer Station	125 Locust Street	Northampton	MA	01060	Miss You Call	8/12/2024
HHW	Town Of Otis Transfer Station	Town Of Otis Transfer Station - return to mailing	536 West Center Road	Otis	MA	01253	Miss You Call	4/17/2024
HHW	Town Of Otis Transfer Station	Town Of Otis Transfer Station - return to mailing	536 West Center Road	Otis	MA	01253	Miss You Call	8/12/2024
Wholesaler	S.G. Torrice Co	S. G. Torrice Corp	1 First Ave	PEABODY	MA	01960	Miss You Call	8/14/2024
HVAC Contractor	Solarcity	Solarcity	412R Washington St	Pembroke	MA	02061	Miss You Call	4/17/2024
HVAC Contractor	Solarcity	Solarcity	412R Washington St	Pembroke	MA	02061	Miss You Call	8/8/2024
HHW	Town Of Phillipston	Town Of Phillipston	50 THE COMMON	PHILLIPSTON	MA	01331	Miss You Call	8/29/2024
Wholesaler	F.W. Webb	F.W. Webb Co.	35 COMMERCIAL STREET	PITTSFIELD	MA	01201	Miss You Call	8/12/2024
Wholesaler	Covanta - Semass	Simon's Supply Co Inc	6 APOLLO 11 ROAD	PLYMOUTH	MA	02360	Miss You Call	8/14/2024
Wholesaler	F.W. Webb	F.W. Webb Co.	295 BRIDGE STREET	SALEM	MA	01970	Miss You Call	8/12/2024
Retailer	Covanta - Semass	Anchor Hardware	267 Cotuit Rd., St 2	Sandwich	MA	02563	Miss You Call	8/12/2024
Wholesaler	Covanta - Semass	Snow And Jones Supply	9 Jim Sebastian Way, Unit 11	Sandwich	MA	02563	Miss You Call	8/12/2024
HHW	Town Hall, Board Of Selectmen	Town Hall, Board Of Selectmen	140 Wood Street	Somerset	MA	02726	Miss You Call	8/29/2024
Wholesaler	Abco Hvac Supply	Abco Hvac Supply-Boston	10 FIRST AVE.	SOMERVILLE	MA	02143	Miss You Call	8/13/2024
Wholesaler	United Refrigeration	United Refrigeration 37	69 Innerbelt Road	Somerville	MA	02143	Miss You Call	8/29/2024
HVAC Contractor	Solarcity	Solarcity	112 Great Western Rd.	South Dennis	MA	02660	Miss You Call	4/17/2024
HVAC Contractor	Solarcity	Solarcity	112 Great Western Rd.	South Dennis	MA	02660	Miss You Call	8/8/2024
Wholesaler	Lennox	Lennox Stores	8 Norfolk Ave	South Easton	MA	02301	Miss You Call	4/16/2024
Wholesaler	South Shore Heating & Cooling	South Shore Heating & Cooling	57 White's Path	South Yarmouth	MA	02664	Miss You Call	4/16/2024
Wholesaler	South Shore Heating & Cooling	South Shore Heating & Cooling	57 White's Path	South Yarmouth	MA	02664	Miss You Call	8/6/2024
HHW	Town Hall	Town Of New Marlborough	616 Mill River Southfield Rd.	Southfield	MA	01259	Miss You Call	8/29/2024
HHW	Dept Of Public Works	Dept Of Public Works	70 TAPLEY STREET	SPRINGFIELD	MA	01104	Miss You Call	4/16/2024
HHW	Dept Of Public Works	Dept Of Public Works	70 TAPLEY STREET	SPRINGFIELD	MA	01104	Miss You Call	8/8/2024
HVAC Contractor	Hurley & David Inc	Hurley & David Inc	90 Fisk Ave	Springfield	MA	01107	Miss You Call	4/17/2024
HVAC Contractor	Hurley & David Inc	Hurley & David Inc	90 Fisk Ave	Springfield	MA	01107	Miss You Call	8/8/2024
Wholesaler	United Refrigeration	United Refrigeration	259 PAGE BLVD	SPRINGFIELD	MA	01104	Miss You Call	8/29/2024
Wholesaler	Plumbers' Supply Company	Plumbers' Supply Company	336 State Rd	Vineyard Haven	MA	02568	Miss You Call	4/17/2024
Wholesaler	Plumbers' Supply Company	Plumbers' Supply Company	336 State Rd	Vineyard Haven	MA	02568	Miss You Call	8/12/2024
Wholesaler	Avon Supply Co. Inc	Avon Supply Co. Inc	123 FOUNDRY ST	WAKEFIELD	MA	01880	Miss You Call	8/14/2024
HHW	Town Offices	Town Offices	3 HOLLOW ROAD	WALES	MA	01081	Miss You Call	8/29/2024
Wholesaler	Delta T Distributors	Delta T Distributing Waltham	301 2ND AVE	WALTHAM	MA	02453	Miss You Call	4/16/2024
Wholesaler	Delta T Distributors	Delta T Distributing Waltham	301 2ND AVE	WALTHAM	MA	02453	Miss You Call	8/8/2024
Wholesaler	Plumbers Supply Co	Plumbers Supply Co	128 Waltham St	Watertown	MA	02472	Miss You Call	4/17/2024
Wholesaler	Plumbers Supply Co	Plumbers Supply Co	128 Waltham St	Watertown	MA	02472	Miss You Call	8/12/2024
HVAC Contractor	Harwich Port Heating & Cooling	Harwich Port Heating & Cooling	287 Route 28	West Harwich	MA	02671	Miss You Call	4/16/2024
HVAC Contractor	Harwich Port Heating & Cooling	Harwich Port Heating & Cooling	287 Route 28	West Harwich	MA	02671	Miss You Call	8/6/2024
HHW	Town Of West Springfield, Dept. Of Public Works	Town Of West Springfield, Dept. Of Public Works	26 CENTRAL STREET	WEST SPRINGFIELD	MA	01089	Miss You Call	8/29/2024
Wholesaler	Sid Harvey	Sid Harvey Industries	8 Capital Drive	West Springfield	MA	01089	Miss You Call	8/14/2024
HHW	Town Offices	Town Offices	21 STATE LINE ROAD	WEST STOCKBRIDGE	MA	01266	Miss You Call	8/29/2024
HVAC Contractor	Covanta - Semass	Covanta Semass	141 Cranberry Hwy	West Wareham	MA	02576	Miss You Call	4/17/2024
HVAC Contractor	Covanta - Semass	Covanta Semass	141 Cranberry Hwy	West Wareham	MA	02576	Miss You Call	8/12/2024
HVAC Contractor	Covanta - Semass	Covanta Semass	141 CRANBERRY HWY.	WEST WAREHAM	MA	02576	Miss You Call	8/13/2024
Wholesaler	Covanta - Semass	Sid Harvey Industries	46 Mid-Tech Dr	West Yarmouth	MA	02673	Miss You Call	8/14/2024
Wholesaler	Heating Oil Partners	Heating Oil Partners	23 VILLAGE INN RD	WESTMINSTER	MA	01473	Miss You Call	8/13/2024
Wholesaler	Control Consultants	Control Consultants	242 LIBBEY INDUSTRIAL PKWY	WEYMOUTH	MA	02189	Miss You Call	4/16/2024
Wholesaler	Control Consultants	Control Consultants	242 LIBBEY INDUSTRIAL PKWY	WEYMOUTH	MA	02189	Miss You Call	8/6/2024
HHW	Department Of Public Works	Department Of Public Works	675 SIMONDS ROAD	WILLIAMSTOWN	MA	01267	Miss You Call	4/17/2024
HHW	Department Of Public Works	Department Of Public Works	675 SIMONDS ROAD	WILLIAMSTOWN	MA	01267	Miss You Call	8/8/2024
Wholesaler	S.G. Torrice Co	S. G. Torrice Corp	80 INDUSTRIAL WAY	WILMINGTON	MA	01887	Miss You Call	8/14/2024
HVAC Contractor	Solarcity	Solarcity	800 Research Dr.	Wilmington	MA	01887	Miss You Call	4/17/2024
HVAC Contractor	Solarcity	Solarcity	800 Research Dr.	Wilmington	MA	01887	Miss You Call	8/12/2024
HHW	Recycling Center	Recycling Center	100 KENNEDY DRIVE	WINTHROP	MA	02152	Miss You Call	8/14/2024
Wholesaler	United Refrigeration	United Refrigeration 39	25 Crescent Street	Worcester	MA	01605	Miss You Call	8/29/2024

**Massachusetts
2024 Site Visits**

Location Type	Account	Location Name	Street	City	State	Zip Code	Subject	Activity Date
Wholesaler	Winsupply	Winsupply Pioneer Valley MA Co.	12 Bowles Rd	Agawam	MA	01001	Site Visit	6/7/2024
Wholesaler	Supply New England	Supply New England	123 East St.	Attleboro	MA	02703	Site Visit	6/6/2024
Wholesaler	Watsco	Homans Associates	101 B Millbury Street	Auburn	MA	01501	Site Visit	6/10/2024
Wholesaler	Covanta - Semass	Robinson Supply Company	284 Bodwell Street	Avon	MA	02322	Site Visit	6/11/2024
Wholesaler	F.W. Webb	F.W. Webb	37 South Maple Street	Bellingham	MA	02019	Site Visit	6/10/2024
Wholesaler	Covanta - Semass	The Simons Company	55 MESSINA DRIVE	BRAINTREE	MA	02184	Site Visit	6/6/2024
Wholesaler	Covanta - Semass	Carrier Enterprise	78 River Street	Braintree	MA	02184	Site Visit	6/10/2024
Wholesaler	Covanta - Semass	Carrier Enterprise	78 River St	Braintree	MA	02184	Site Visit	6/11/2024
Wholesaler	F.W. Webb	F.W. Webb	60 Industrial Blvd	Brockton	MA	02301	Site Visit	6/7/2024
Wholesaler	Plumbers' Supply Company	Plumbers' Supply Company	3090 Cranberry Highway	East Wareham	MA	02538	Site Visit	6/6/2024
Wholesaler	Robinson Supply Company	Robinson Supply Company	195 Broadway	Fall River	MA	02721	Site Visit	6/6/2024
Wholesaler	Watsco	Carrier Enterprise	599 Commerce Street	Fall River	MA	02721	Site Visit	6/7/2024
Wholesaler	Bell Simons	The Bell Pump Company	56 DANIELS STREET	FITCHBURG	MA	01420	Site Visit	6/7/2024
Wholesaler	Berkshire County Plumbing Supply	Berkshire County Plumbing Supply	305 STOCKBRIDGE RD	GREAT BARRINGTON	MA	01230	Site Visit	6/10/2024
Wholesaler	S&A Supply	S&A Supply	40 Maple Ave	Great Barrington	MA	01230	Site Visit	6/11/2024
Wholesaler	Plumbers' Supply Company	Plumbers' Supply Company	720 Mechanic Street	Leominster	MA	01453	Site Visit	6/11/2024
Wholesaler	S.G. Torrice Co	S. G. Torrice Corp	31 Oxford Road,	Mansfield	MA	02048	Site Visit	6/10/2024
Wholesaler	United Refrigeration	United Refrigeration V0	59 Wexford Street	Needham	MA	02494	Site Visit	6/11/2024
Wholesaler	Plumber's Supply	Plumber's Supply	700 Acushnet Avenue	New Bedford	MA	02740	Site Visit	6/7/2024
Wholesaler	Bell Simons	Simon's Supply Co Inc	770 MT. PLEASANT ST	NEW BEDFORD	MA	02745	Site Visit	6/7/2024
Wholesaler	S & A Supply Inc	S & A Supply Inc	1311 EAST ST.	PITTSFIELD	MA	01201	Site Visit	6/6/2024
Wholesaler	Premier Supply Group	Pittsfield Plumbing Supply	45 Commercial Street	Pittsfield	MA	01201	Site Visit	6/6/2024
Wholesaler	F.W. Webb	F.W. Webb Co.	35 COMMERCIAL STREET	PITTSFIELD	MA	01201	Site Visit	6/7/2024
Wholesaler	Bell Simons	Bell Simons Co	18 TACONIC PARK AVE	PITTSFIELD	MA	01201	Site Visit	6/6/2024
Wholesaler	Covanta - Semass	Simon's Supply Co Inc	6 APOLLO 11 ROAD	PLYMOUTH	MA	02360	Site Visit	6/7/2024
Wholesaler	Covanta - Semass	Distributor Corporation Of New England	22 Mary B Lane	Plymouth	MA	02360	Site Visit	6/10/2024
Wholesaler	Covanta - Semass	F.W. Webb	39 Prestige Way	Plymouth	MA	02360	Site Visit	6/11/2024
Wholesaler	Lennox	Lennox Stores	8 Norfolk Ave	South Easton	MA	02301	Site Visit	6/6/2024
Wholesaler	Bell Simons	The Simons Company	150 CORDAVILLE RD.	SOUTHBOROUGH	MA	01772	Site Visit	6/11/2024
Wholesaler	Johnstone Supply	Johnstone Supply Co	105 Avocado Street	Springfield	MA	01104	Site Visit	6/11/2024
Wholesaler	Premier Supply Group	Hampden County Plumbing Supply	372 Pasco Road	Springfield	MA	01119	Site Visit	6/10/2024
Wholesaler	Bell Simons	Bell Pump Co	210 ALBANY ST	SPRINGFIELD	MA	01105	Site Visit	6/10/2024
Wholesaler	Watsco	Carrier Enterprise	467 Cottage Street	Springfield	MA	01104	Site Visit	6/10/2024
Wholesaler	Home Works Energy Inc.	Home Works Energy Inc.	71 Dudley Rd.	Sutton	MA	01590	Site Visit	6/6/2024
Wholesaler	United Refrigeration	United Refrigeration	230 JOHN HANCOCK ROAD	TAUNTON	MA	02780	Site Visit	6/7/2024
Wholesaler	Pameco Corp.	Pameco Corp.	89 MYRON ST	WEST SPRINGFIELD	MA	01089	Site Visit	6/11/2024
Wholesaler	Premier Supply Group	Premier Supply Group	8 Coleman Avenue	Westfield	MA	01085	Site Visit	6/10/2024
Wholesaler	Heating Oil Partners	Heating Oil Partners	23 VILLAGE INN RD	WESTMINSTER	MA	01473	Site Visit	6/6/2024
Wholesaler	The Portland Group	The Portland Group	660 Lincoln Street	Worcester	MA	01605	Site Visit	6/7/2024

Massachusetts

2024 Collection Location Container Requests

Bin Assignment Date	Bin: Bin Bar Code	Container Type	Name	Location Type	Street	City	State	Zip Code	County
9/5/2024	M22593	Bin	Brockton Furnace & Duct Distributors Inc.	Wholesaler	54 Bodwell Street	Avon	MA	02322	Norfolk
9/5/2024	M22591	Bin	F.W. Webb Co. Br 6	Wholesaler	135 FALULAH ST.	FITCHBURG	MA	01420	Worcester
9/5/2024	M22592	Bin	Delta T Distributing Providence Franklin	Wholesaler	40 KENWOOD CIRCLE UNIT 5	FRANKLIN	MA	02038	Norfolk
10/29/2024	M22619	Bin	The Portland Group	Wholesaler	472 River Street	Haverhill	MA	01832	Essex
10/29/2024	M22620	Bin	The Portland Group	Wholesaler	472 River Street	Haverhill	MA	01832	Essex
10/21/2024	M22613	Bin	Holyoke Public Works Dept.	HHW	63 CANAL ST.	HOLYOKE	MA	01040	Hampden
8/12/2024	M22577	Bin	Ferguson	Wholesaler	164 Locke Dr.	Marlborough	MA	01752	Middlesex
1/3/2024	M22430	Bin	E. F. Winslow Plumbing & Heating	HVAC Contractor	21 Fruean Ave.	South Yarmouth	MA	02664	Barnstable
7/1/2024	M22538	Bin	Carrier Enterprise	Wholesaler	467 Cottage Street	Springfield	MA	01104	Hampden
12/16/2024	M22633	Bin	F.W. Webb	Wholesaler	33 Grove Street	Watertown	MA	02472	Middlesex
11/13/2024	M22627	Bin	Lennox Industries Inc.	Wholesaler	7 LOPEZ ROAD	WILMINGTON	MA	01887	Middlesex
11/13/2024	M22628	Bin	Lennox Industries Inc.	Wholesaler	7 LOPEZ ROAD	WILMINGTON	MA	01887	Middlesex

**Massachusetts
2024 Collection Location Summary Report**

Bin Bar Code	Status	Location Type	Account: TRC Account Name	Name	Street	City	State	Zip Code	Contact Phone	Return Date	Number of Loose Switches	Number of Mercury Thermostats	Total Mercury Volume (lbs.)
	Active	HHW	NBSWMD	Nbswmd Offices	3 Hoosac St.	ADAMS	MA	01220					
	Active	HHW	NBSWMD	Town Of Adams TS	300 East Rd.	Adams	MA	01220					
	Active	HHW	Dept Of Public Works	Dept Of Public Works	1000 Suffield Street	Agawam	MA	01001	(413) 821-0600				
	Active	Wholesaler	Pioneer Valley Winnelson	Winsupply of Pioneer Valley	12 Bowles Road	Agawam	MA	01001	413-786-4500				
	Active	Wholesaler	Pioneer Valley Winnelson	Winsupply of Pioneer Valley	12 Bowles Road	Agawam	MA	01001	413-786-4500				
	Active	Wholesaler	Pioneer Valley Winnelson	Winsupply of Pioneer Valley	12 Bowles Road	Agawam	MA	01001	413-786-4500				
	Inactive	HVAC Contractor	Solarcity	Solarcity	604 Silver Street	Agawam	MA	01001	902-584-5780				
	Active	Wholesaler	Winsupply	Winsupply Pioneer Valley MA Co.	12 Bowles Rd	Agawam	MA	01001	413-786-4500				
M11725	Active	HHW	Amherst Transfer Station	Town Of Amherst D.P.W.	740 Belchertown Road	Amherst	MA	01002	413-259-3049	3/19/2024	0	17	0.1054
	Active	HHW	Amherst Transfer Station	Town Of Amherst D.P.W.	740 Belchertown Road	Amherst	MA	01002	413-259-3049				
	Active	HHW	Amherst Transfer Station	Town Of Amherst D.P.W.	740 Belchertown Road	Amherst	MA	01002	413-259-3049				
	Active	HHW	Amherst Transfer Station	Town Of Amherst D.P.W.	740 Belchertown Road	Amherst	MA	01002	413-259-3049				
	Active	HHW	Amherst Transfer Station	Town Of Amherst D.P.W.	740 Belchertown Road	Amherst	MA	01002	413-259-3049				
	Inactive	HHW	Amherst Transfer Station	Amherst Dpw CO Recycling Dept.	586 South Pleasant Street	Amherst	MA	01002	413-259-3049				
	Inactive	HVAC Contractor	Wheelabrator	Scanlon Associates	34 WASHINGTON AVENUE	ANDOVER	MA	01810	978-475-1776				
	Active	HHW	Anthol Board Of Health	Anthol Board Of Health	584 MAIN STREET	ANTHOL	MA	01331	(978) 249-7934				
	Inactive	HHW	Anthol Dpw Suite 20	Anthol Dpw Suite 20	584 MAIN STREET	ANTHOL	MA	01331	774-345-0793				
	Inactive	HHW	Dpw Building Dept	Dpw Building Dept	51 GROVE STREET	ARLINGTON	MA	02476	781-316-3108				
	Active	Wholesaler	Plumbers' Supply Company	Plumbers' Supply Company	40 Water St	Arlington	MA	02474	781-648-4430				
	Active	HHW	Town Hall	Town Hall	895 Main Street	Ashby	MA	01431	(978) 386-2424				
	Active	Wholesaler	Premier Supply Group	Premier Supply Group	38 S. Main Street	Athol	MA	01331	978-248-9500				
M21345	Active	Wholesaler	Supply New England	Supply New England	123 East St.	Attleboro	MA	02703	508-222-5555	6/11/2024	0	11	0.0744
	Active	Wholesaler	Supply New England	Supply New England	123 East St.	Attleboro	MA	02703	508-222-5555				
	Inactive	Wholesaler	Supply New England	Supply New England	123 East Street	Attleboro	MA	02703	508-222-5555				
	Active	Wholesaler	F.W. Webb	F.W. Webb	43 Sword Street	Auburn	MA	01501	508-757-9322				
	Inactive	Wholesaler	R. E. Michel Co.	R.E. Michel Company	38 Southbridge Street	Auburn	MA	01501	580-752-3339				
	Active	Wholesaler	R. E. Michel Co.	R.E Michel	38 SOUTHBRIDGE ST	Auburn	MA	01501					
	Active	Wholesaler	Sid Harvey	Sid Harvey	8 C St.	Auburn	MA	01501	508-756-4315				
	Active	Wholesaler	Sid Harvey	Sid Harvey	8 C St.	Auburn	MA	01501	508-756-4315				
M17671	Active	Wholesaler	Watco	Homans Associates	101 B Millbury Street	Auburn	MA	01501	508-832-0501	6/18/2024	0	3	0.0186
	Prospective	Wholesaler	Winnelson Co.	Worcester Winnelson Co.	100 Southbridge St.	Auburn	MA	215					
	Active	Wholesaler	Covanta - Semass	Robinson Supply Company	284 Bodwell Street	Avon	MA	02322	508-586-5503				
	Inactive	Wholesaler	Covanta - Semass	Brockton Furnace & Duct Distributors Inc.	54 Bodwell Street	Avon	MA	02322	508-580-4560				
	Active	Wholesaler	Covanta - Semass	Robinson Supply Company	284 Bodwell Street	Avon	MA	02322	508-586-5503				
	Inactive	Wholesaler	Covanta - Semass	Brockton Furnace & Duct Distributors Inc.	54 Bodwell Street	Avon	MA	02322	508-580-4560				
	Active	Wholesaler	Covanta - Semass	Robinson Supply Company	284 Bodwell Street	Avon	MA	02322	508-586-5503				
	Inactive	HHW	Covanta - Semass	Cape Cod Cooperative Extension	3675 Main St.	Barnstable	MA	02630	(508) 375-6699				
	Active	Wholesaler	F.W. Webb	F.W. Webb Co.	160 MIDDLESEX TURNPIKE	BEDFORD	MA	01730	781-273-9322				
	Active	Wholesaler	F.W. Webb	F.W. Webb Co.	160 MIDDLESEX TURNPIKE	BEDFORD	MA	01730	781-273-9322				
	Active	HHW	Belchertown Dept Of Public Works	Belchertown Dept Of Public Works	290 Jackson Street	Belchertown	MA	01007	413-323-0415				
P10175	Active	HHW	Belchertown Dept Of Public Works	Belchertown Dept Of Public Works	290 Jackson Street	Belchertown	MA	01007	413-323-0415	2/27/2024	0	1	0.0062
	Active	HHW	Belchertown Dept Of Public Works	Belchertown Dept Of Public Works	290 Jackson Street	Belchertown	MA	01007	413-323-0415				
M18576	Active	Wholesaler	F.W. Webb	F.W. Webb	37 South Maple Street	Bellingham	MA	02019	508-966-4999	6/11/2024	4	103	0.775
	Active	Wholesaler	F.W. Webb	F.W. Webb	37 South Maple Street	Bellingham	MA	02019	508-966-4999				
	Active	HVAC Contractor	Victory Htg & Air Conditioning Co. Inc.	Victory Htg & Air Conditioning Co. Inc.	115 Mendon St.	Bellingham	MA	02019	508-966-9858				
	Inactive	HVAC Contractor	Victory Htg & Air Conditioning Co. Inc.	Victory Htg & Air Conditioning Co. Inc.	115 Mendon St.	Bellingham	MA	02019	508-966-9858				
	Inactive	Wholesaler	Air Purchases Inc	Air Purchases Inc.		BEVERLY	MA	01915					
	Active	Wholesaler	Bell Simons	The Bell Pump Company	364 RANTOUL STREET	BEVERLY	MA	01915	978-922-1920				
	Active	Wholesaler	Bell Simons	The Bell Pump Company	364 RANTOUL ST.	BEVERLY	MA	01915	978-922-1920				
	Inactive	Wholesaler	S.G. Torrice Co	S.G. Torrice Co	181 ELLIOTT STREET	BEVERLY	MA	01915	978-927-7120				
	Active	Wholesaler	Salem Plumbing	Salem Plumbing	97 RIVER STREET	BEVERLY	MA	01915	978-921-1200				
	Active	Wholesaler	Salem Plumbing	Salem Plumbing	97 RIVER STREET	BEVERLY	MA	01915	978-921-1200				
	Active	HHW	Town Hall	Town Hall	1 Russell Stage Rd	BLANDFORD	MA	01008	(413) 848-4279				
	Active	HHW	Transfer Station	Town Of Bolton - Department Of Public Works	12 FORBUSH MILL ROAD	BOLTON	MA	01740	(978) 779-6402				
	Inactive	Wholesaler	Air Purchases Inc.-Closed	Air Purchases Inc.-Closed	67 SPRAGUE ST	BOSTON	MA	02136	617-361-2910				
	Active	Wholesaler	F.W. Webb	F.W. Webb	307 Dorchester Avenue	Boston	MA	02127	617-227-2240				
	Active	Wholesaler	F.W. Webb	F.W. Webb	307 Dorchester Avenue	Boston	MA	02127	617-227-2240				
	Inactive	HVAC Contractor	Next Step Living, Inc.	Next Step Living, Inc.	21 DRYDOCK AVE. 2ND FLOOR	BOSTON	MA	02210	781-507-1911				
	Inactive	HVAC Contractor	Next Step Living, Inc.	Next Step Living, Inc.	21 DRYDOCK AVE. 2ND FLOOR	BOSTON	MA	02210	781-507-1911				
	Inactive	HVAC Contractor	Next Step Living, Inc.	Next Step Living, Inc.	21 DRYDOCK AVE. 2ND FLOOR	BOSTON	MA	02210	781-507-1911				
	Inactive	HVAC Contractor	Next Step Living, Inc.	Next Step Living, Inc.	21 DRYDOCK AVE. 2ND FLOOR	BOSTON	MA	02210	781-507-1911				
	Active	Wholesaler	S.G. Torrice Company, Inc.	S.G. Torrice Company, Inc.	30 Northampton Street, Rear	Boston	MA	02118	857-233-4330				
	Active	Wholesaler	S.G. Torrice Company, Inc.	S.G. Torrice Company, Inc.	30 Northampton Street, Rear	Boston	MA	02118	857-233-4330				
	Active	Wholesaler	Supply New England	Supply New England	70 Windhom Street	Boston	MA	02134	617-787-1800				
	Active	Wholesaler	The Portland Group	The Portland Group	82 Gerard Street	Boston	MA	02119	617-442-6950				
	Active	Wholesaler	The Portland Group	The Portland Group	82 Gerard Street	Boston	MA	02119	617-442-6950				

Massachusetts

2024 Collection Location Summary Report

	Active	Wholesaler	Supply New England	Supply New England	186 Plymouth Avenue	Fall River	MA	02722	508-673-5801					
M17675	Active	Wholesaler	Watsco	Carrier Enterprise	599 Commerce Street	Fall River	MA	02721	800-581-9181	6/18/2024	0	3	0.0186	
	Active	Wholesaler	Covanta - Semass	F.W. Webb	171 Worcester Court	Falmouth	MA	02540	774-255-4155					
	Active	Wholesaler	Covanta - Semass	Snow & Jones	149 Katherine Lee Bates Rd.	Falmouth	MA	02540	(508) 548-3811					
	Active	HVAC Contractor	Covanta - Semass	Bennet Plumbing & Heating Inc.	10 Rose Morin Dr.	Falmouth	MA	02540	(508) 548-4910					
	Inactive	HVAC Contractor	Historicalplaceholder	Oil Express-Falmouth		FALMOUTH	MA	02532						
	Inactive	Other	Placeholder	Supply New England	343 Dillingham Ave.	Falmouth	MA	02540	(508) 457-9720					
M14859	Active	Wholesaler	Supply New England	Supply New England	343 Dillingham Avenue	Falmouth	MA	02540	508-457-9720	11/25/2024	0	48	0.3224	
	Active	Wholesaler	Supply New England	Supply New England	343 Dillingham Avenue	Falmouth	MA	02540	508-457-9720					
	Active	Wholesaler	Supply New England	Supply New England	343 Dillingham Avenue	Falmouth	MA	02540	508-457-9720					
M13267	Active	Wholesaler	Bell Simons	The Bell Pump Company	56 DANIELS STREET	FITCHBURG	MA	01420	978-342-6686	6/18/2024	0	10	0.062	
	Active	Wholesaler	F.W. Webb	F.W. Webb Co. Br 6	135 FALULAH ST.	FITCHBURG	MA	01420	978-345-4121					
	Active	Wholesaler	F.W. Webb	F.W. Webb Co. Br 6	135 FALULAH ST.	FITCHBURG	MA	01420	978-345-4121					
	Inactive	HHW	Center For Ecological Technology	Center For Ecological Technology	320 RIVERSIDE DR SUITE 1A	FLORENCE	MA	01062	202-340-6232					
M14470	Active	HHW	Center For Ecotechnology	Center For Ecotechnology	320 Riverside Drive	Florence	MA	01062	413-586-7350	12/24/2024	0	81	0.5332	
M17039	Active	HHW	Center For Ecotechnology	Center For Ecotechnology	320 Riverside Drive	Florence	MA	01062	413-586-7350	12/20/2024	0	0	0	
M18383	Active	Other	Cet	Cet	320 Riverside Drive	Florence	MA	01062		12/20/2024	0	0	0	
	Active	Other	Cet	Cet	320 Riverside Drive	Florence	MA	01062						
	Active	Other	Cet	Cet	320 Riverside Drive	Florence	MA	01062						
	Active	Other	Cet	Cet	320 Riverside Drive	Florence	MA	01062						
	Active	Other	Cet	Cet	320 Riverside Drive	Florence	MA	01062						
	Active	Other	Cet	Cet	320 Riverside Drive	Florence	MA	01062						
	Active	General Contractor	Interstate Refrigerant Recovery, Inc.	Interstate Refrigerant Recovery, Inc.	12 Morse Pl	Foxboro	MA	02035	(508) 560-5735					
	Inactive	Wholesaler	The Bell/Simons Co	Bell Simons Co		FRAMINGHAM	MA	01702						
M19055	Active	Wholesaler	The Portland Group	The Portland Group	390 Franklin Street	Framingham	MA	01702	508-875-7484	2/27/2024	0	5	0.031	
	Prospective	Wholesaler	Zohoplaceholder	Paul Flaherty Plumbing & Heating	186 Fountain St.	Framingham	MA	01702-						
	Active	Wholesaler	Delta T Distributors	Delta T Distributing Providence Franklin	40 KENWOOD CIRCLE UNIT 5	FRANKLIN	MA	02038	508-528-6660					
	Active	Wholesaler	Delta T Distributors	Delta T Distributing Providence Franklin	40 KENWOOD CIRCLE UNIT 5	FRANKLIN	MA	02038	508-528-6660					
	Active	Wholesaler	Delta T Distributors	Delta T Distributing Providence Franklin	40 KENWOOD CIRCLE UNIT 5	FRANKLIN	MA	02038	508-528-6660					
	Active	Wholesaler	Ferguson	Ferguson	22 National Drive	Franklin	MA	02038	508-528-0006					
	Active	HHW	Transfer Station	Transfer Station - Board of Health	744 WEST STREET - SEND TO MAILING A	GARDNER	MA	01440	978-630-4013					
	Active	HHW	Transfer Station	Transfer Station - Board of Health	744 WEST STREET - SEND TO MAILING A	GARDNER	MA	01440	978-630-4013					
	Active	Wholesaler	F.W. Webb	F.W. Webb Co.	51 GREAT REPUBLIC DRIVE	GLOUCESTER	MA	01930	978-283-7800					
	Active	Wholesaler	F.W. Webb	F.W. Webb Co.	51 GREAT REPUBLIC DRIVE	GLOUCESTER	MA	01930	978-283-7800					
	Active	HHW	Chet Lulek, Chair Of Board Of Health	Chet Lulek, Chair Of Board Of Health	70 POND HILL ROAD	GOSHEN	MA	01032	413 268 7792					
	Active	HHW	Board Of Health	Granby Board Of Health	215B West State Street	GRANBY	MA	01033	413-467-7174					
	Active	HHW	Board Of Health	Granby Board Of Health	215B West State Street	GRANBY	MA	01033	413-467-7174					
M11029	Active	Wholesaler	Berkshire County Plumbing Supply	Berkshire County Plumbing Supply	305 STOCKBRIDGE RD	GREAT BARRINGTON	MA	01230	413-528-0056	6/13/2024	0	6	0.0372	
	Active	Wholesaler	Berkshire County Plumbing Supply	Berkshire County Plumbing Supply	305 STOCKBRIDGE RD	GREAT BARRINGTON	MA	01230	413-528-0056					
	Active	Wholesaler	Plimpton & Hills Corp	Plimpton & Hills Corp.	10 Crissey Road	Great Barrington	MA	01230	413-528-6723					
M18638	Inactive	Wholesaler	S&A Supply	S&A Supply	40 Maple Ave	Great Barrington	MA	01230	413-443-9681	6/12/2024	1	20	0.1302	
	Active	Wholesaler	S&A Supply	S&A Supply	20 Maple Ave	Great Barrington	MA	01230	413-528-3470					
	Inactive	Wholesaler	S&A Supply	S&A Supply	40 Maple Ave	Great Barrington	MA	01230	973-427-3320					
	Inactive	Wholesaler	S&A Supply	S&A Supply	20 MAPLE AVENUE	GREAT BARRINGTON	MA	01230	973-427-3320					
	Inactive	Wholesaler	S&A Supply	S&A Supply	40 Maple Ave	Great Barrington	MA	01230	973-427-3320					
	Active	Wholesaler	F.W. Webb	F.W. Webb	136 Silvio O Conte Drive	Greenfield	MA	01301						
	Active	Wholesaler	Franklin County Plbg	Franklin County Plbg	340 Chapman Street	GREENFIELD	MA	01301	413-774-6002					
	Active	Wholesaler	Franklin County Plbg	Franklin County Plbg	340 Chapman Street	GREENFIELD	MA	01301	413-774-6002					
	Active	Wholesaler	Franklin County Plbg	Franklin County Plbg	340 Chapman Street	GREENFIELD	MA	01301	413-774-6002					
M13049	Active	HHW	Franklin County Solid Waste Management	Franklin County Solid Waste Management	117 Main Street	GREENFIELD	MA	01301	413-772-2438 call tr	1/17/2024	0	38	0.2542	
	Active	HHW	Greenfield Department Of Works	Greenfield Department Of Works	14 COURT SQUARE	GREENFIELD	MA	01301	(413) 772-1569					
	Active	Wholesaler	Premier Supply Group	Franklin County Plumbing Supply	300 Chapman St	Greenfield	MA	01301	413-774-6002					
	Active	Other	wTe Recycling	wTe Recycling	75 Southern Ave	Greenfield	MA	01301	413-772-2200					
	Inactive	HHW	Town Hall	Hancock Transfer Station	Rt. 43	HANCOCK	MA	01237	413 738 5225					
	Inactive	HHW	Town Hall	Hancock Transfer Station	Rt. 43	HANCOCK	MA	01237	413 738 5225					
	Inactive	Wholesaler	F.W. Webb	F W Webb		HAVERHILL	MA	01830						
	Active	Wholesaler	G.S.G. Supply Co. Inc	G.S.G. Supply Co. Inc	40 LEWIS STREET	HAVERHILL	MA	01830	978-374-1512					
M10505	Inactive	Wholesaler	Rivervalley Supply Co	Rivervalley Supply Co	472 RIVER STREET	HAVERHILL	MA	01831	978-374-4771	12/2/2024	0	0	0	
	Active	Wholesaler	The Portland Group	The Portland Group	472 River Street	Haverhill	MA	01832	978-374-4771					
	Active	Wholesaler	The Portland Group	The Portland Group	472 River Street	Haverhill	MA	01832	978-374-4771					
	Active	Wholesaler	The Portland Group	The Portland Group	472 River Street	Haverhill	MA	01832	978-374-4771					
	Inactive	Wholesaler	F.W. Webb	F W Webb		HAVERVILL	MA	01832						
	Inactive	HHW	HRMC - Williamburg Town Offices	HRMC - Williamburg Town Offices	141 Main Street	Haydenville	MA	01039						
	Active	Wholesaler	Covanta - Semass	F.W. Webb	45 Park Pond Road	Hingham	MA	02043	781-749-9322					
	Active	Wholesaler	Covanta - Semass	F.W. Webb	45 Park Pond Road	Hingham	MA	02043	781-749-9322					
	Active	Wholesaler	Covanta - Semass	F.W. Webb	45 Park Pond Road	Hingham	MA	02043	781-749-9322					
	Active	Wholesaler	Covanta - Semass	F.W. Webb	45 Park Pond Road	Hingham	MA	02043	781-749-9322					
	Active	Wholesaler	Covanta - Semass	F.W. Webb	45 Park Pond Road	Hingham	MA	02043	781-749-9322					
	Active	HHW	NBSWMD	Town of Hinsdale TS	106 Plunkett Reservoir Rd.	Hinsdale	MA	01235						
	Inactive	HHW	Dept Of Public Works	Dept Of Public Works	50 North Franklin Street	Holbrook	MA	02343	781-767-1800					
	Active	HHW	Holyoke Public Works Dept.	Holyoke Public Works Dept.	63 CANAL ST.	HOLYOKE	MA	01040	413-322-5645					

**Massachusetts
2024 Collection Location Summary Report**

	Active	HHW	Holyoke Public Works Dept.	Holyoke Public Works Dept.	63 CANAL ST.	HOLYOKE	MA	01040	413-322-5645							
	Active	HHW	Holyoke Public Works Dept.	Holyoke Public Works Dept.	63 CANAL ST.	HOLYOKE	MA	01040	413-322-5645							
	Inactive	HVAC Contractor	Alliance Express	The Alliance Express		HOPKINTON	MA	01748								
	Active	Wholesaler	Heating Oil Partners	Heating Oil Partners	96 MAIN STREET	HOPKINTON	MA	01748	508-435-9517							
	Active	HVAC Contractor	Home Works Energy Inc.	Home Works Energy Inc.	3 Kane Industrial Drive	Hudson	MA	01749	508-340-0380							
	Active	HVAC Contractor	Home Works Energy Inc.	Home Works Energy Inc.	3 Kane Industrial Drive	Hudson	MA	01749	508-340-0380							
	Active	HVAC Contractor	Home Works Energy Inc.	Home Works Energy Inc.	3 Kane Industrial Drive	Hudson	MA	01749	508-340-0380							
	Active	HVAC Contractor	Home Works Energy Inc.	Home Works Energy Inc.	3 Kane Industrial Drive	Hudson	MA	01749	508-340-0380							
	Active	HVAC Contractor	Home Works Energy Inc.	Home Works Energy Inc.	3 Kane Industrial Drive	Hudson	MA	01749	508-340-0380							
	Active	Wholesaler	The Bell/Simons Co	The Bell Simons Co	6 Kane Industrial Drive	Hudson	MA	01749	978-562-9070							
	Active	Wholesaler	Air Purchases Inc	Air Purchases Inc.	68 Cit Avenue	Hyannis	MA	02601								
	Active	Wholesaler	Bell Simons	The Simons Company	105D FERNDOC STREET	HYANNIS	MA	02601	508-771-3588							
M20421	Active	HVAC Contractor	Covanta - Semass	Robie's Heating & Plumbing	279 Yarmouth Rd	Hyannis	MA	02601	(508) 775-2887	3/19/2024		0		0		0
	Active	Wholesaler	Covanta - Semass	F.W. Webb	108 Breeds Hill Road	Hyannis	MA	02601	(508) 775-3890							
	Active	HVAC Contractor	Covanta - Semass	Bourque Heating & Cooling	1199 Pitcher's Way	Hyannis	MA	02601	(508) 790-2887							
	Active	HVAC Contractor	Rise Engineering	Rise Engineering	765 Attucks Lane	Hyannis	MA	02601	(508) 568-1926							
	Active	HVAC Contractor	Rise Engineering	Rise Engineering	765 Attucks Lane	Hyannis	MA	02601	(508) 568-1926							
	Active	Wholesaler	Robinson Supply Company	Daikin Comfort Tech	35 CIT Avenue	Hyannis	MA	02601	508-775-4115							
	Active	Wholesaler	S.G. Torrice Co	S. G. Torrice Corp	71 BODICK ROAD	HYANNIS	MA	02601	508-790-8856							
	Active	Wholesaler	S.G. Torrice Co	S. G. Torrice Corp	71 BODICK ROAD	HYANNIS	MA	02601	508-790-8856							
	Active	Wholesaler	S.G. Torrice Co	S. G. Torrice Corp	71 BODICK ROAD	HYANNIS	MA	02601	508-790-8856							
	Prospective	Wholesaler	Sid Harvey	Sid Harvey Industries	208 Old Yarmouth Road	Hyannis	MA	2601								
	Active	Wholesaler	Watsco	Carrier Enterprise	192 Airport Road	Hyannis	MA	02601	508-790-1111							
	Active	HVAC Contractor	Morris Heating & Air	Morris Heating & Air	56 Mitchell Road	Ipswich	MA	01938	(978) 961-0338							
	Active	Wholesaler	Grainger	Grainger	121 MARSON STREET	LAWRENCE	MA	01841	978-794-4773							
	Active	HHW	Tri-Town Health Dept	Tri-Town Health Dept	45 Railroad Street	Lee	MA	01238	413-243-5540							
	Active	Wholesaler	B & D Supply Inc.	B & D Supply Inc.	325 HAMILTON ST.	LEOMINSTER	MA	01453	978-534-6288							
	Active	Wholesaler	Plumbers' Supply Company	Plumbers' Supply Company	720 Mechanic Street	Leominster	MA	01453	978-534-8894							
	Inactive	HVAC Contractor	Solarcity	Solarcity	25 Mohawk Drive	Leominster	MA	01453	774-364-3141							
	Inactive	HVAC Contractor	Solarcity	Solarcity	25 Mohawk Drive	Leominster	MA	01453	774-364-3141							
	Active	Wholesaler	The Granite Group	The Granite Group	320 HAMILTON ST	Leominster	MA	01453	978-728-0701							
	Inactive	HHW	Town Hall	Town Hall	9 MONTAGUE RD	LEVERETT	MA	01054	413-548-9699							
	Active	HVAC Contractor	Nashoba Air & Boilerworks	Nashoba Air & Boilerworks	527 Great Rd.	Littleton	MA	01460	(978) 486-0600							
	Active	HHW	Dept Of Public Works	Dept Of Public Works	31 PONDSIDE ROAD	LONGMEADOW	MA	01106								
	Active	HHW	Dept Of Public Works	Dept Of Public Works	31 PONDSIDE ROAD	LONGMEADOW	MA	01106								
	Inactive	Wholesaler	F.W. Webb	F.W. Webb Co.	180 OLD CANAL DRIVE	LOWELL	MA	01857	978-937-9322							
M19108	Active	Wholesaler	F.W. Webb	F. W. Webb Company	180 Old Canal Drive	Lowell	MA	01851	978-937-9322	3/19/2024		0		89		0.5642
	Active	Wholesaler	Johnstone Supply	Johnstone Of Lowell	588 Gorham St.	Lowell	MA	01852								
	Active	Wholesaler	Johnstone Supply	Johnstone Of Lowell	588 Gorham St.	Lowell	MA	01852								
	Active	Wholesaler	The Granite Group	The Granite Group	1035 WESTFORD ST.	Lowell	MA	01851	(978) 323-2100							
	Active	Wholesaler	The Granite Group	The Granite Group	1035 WESTFORD ST.	Lowell	MA	01851	(978) 323-2100							
	Active	HHW	Board Of Health	Board Of Health	960 MASSACHUSETTS AVE	LUNENBURG	MA	01462	978-582-4146x430							
	Active	Wholesaler	Ferguson	Ferguson Enterprises, Inc.	400 LYNNWAY	LYNN	MA	01903	781-592-1200							
	Active	Wholesaler	Ferguson	Ferguson	400 Lynnway	Lynn	MA	01903	781-592-1200							
	Active	Wholesaler	North Shore Heating	North Shore Heating	454 SUMMER STREET	LYNN	MA	01905	781-595-5101							
	Active	Wholesaler	The Bourneuf Corp	The Bourneuf Corp	55 ALLEY ST.	LYNN	MA	01902	781-592-0583							
	Active	HVAC Contractor	Johnson Controls	Johnson Controls	39 Salem St	Lynnfield	MA	01940	781-224-5510							
	Active	HHW	Town Of Lynnfield Dpw	Town Of Lynnfield Dpw	55 Summer Street	Lynnfield	MA	01940	781-344-9595							
	Inactive	Wholesaler	Sid Harvey	Sid Harvey Industries	1256 EASTERN AVE.	MAIDEN (BOSTON)	MA	02148								
	Active	Wholesaler	Bell Simons	The Simons Company	420 Pearl St.	Malden	MA	02148	617-241-7800							
	Active	Wholesaler	Distributor Corporation Of New England	Distributor Corporation Of New England	767 Eastern Avenue	Malden	MA	02148	800-347-8804							
	Active	Wholesaler	F.W. Webb	F.W. Webb	700 Broadway	Malden	MA	02148	781-322-7111							
	Active	Wholesaler	Sid Harvey	Sid Harvey	18 Green St.	Malden	MA	02148	781-322-9600							
	Active	Wholesaler	Sid Harvey	Sid Harvey	18 Green St.	Malden	MA	02148	781-322-9600							
	Active	Wholesaler	S.G. Torrice Co	S. G. Torrice Corp	31 Oxford Road,	Mansfield	MA	02048	508-541-9014							
	Active	Wholesaler	S.G. Torrice Co	S. G. Torrice Corp	31 Oxford Road,	Mansfield	MA	02048	508-541-9014							
	Active	Wholesaler	Ferguson	Ferguson	405 Maple Street	Marlborough	MA	01752	508-481-4221							
	Active	Wholesaler	Ferguson	Ferguson	164 Locke Dr.	Marlborough	MA	01752								
M20632	Active	HVAC Contractor	Scanlon Associates	Clearresult	41 Brigham St	Marlborough	MA	01752-5143		4/22/2024		1		192		1.2152
	Active	HVAC Contractor	Scanlon Associates	Clearresult	41 Brigham St	Marlborough	MA	01752-5143								
	Active	HVAC Contractor	Scanlon Associates	Clearresult	41 Brigham St	Marlborough	MA	01752-5143								
	Active	HVAC Contractor	Scanlon Associates	Clearresult	41 Brigham St	Marlborough	MA	01752-5143								
	Active	HVAC Contractor	Scanlon Associates	Clearresult	41 Brigham St	Marlborough	MA	01752-5143								
	Active	HVAC Contractor	Scanlon Associates	Clearresult	41 Brigham St	Marlborough	MA	01752-5143								
	Active	HVAC Contractor	Scanlon Associates	Clearresult	41 Brigham St	Marlborough	MA	01752-5143								
	Inactive	HVAC Contractor	Solarcity	Solarcity	24 Saint Martin Dr.	Marlborough	MA	01752	774-245-8647							
	Active	HVAC Contractor	Wheelabrator	Endless Energy	184 Cedar Hill St.	Marlborough	MA	01752	(508) 357-2355							
	Active	HVAC Contractor	Wheelabrator	Endless Energy	184 Cedar Hill St.	Marlborough	MA	01752	(508) 357-2355							
	Active	HHW	Town Hall Dept Of Public Works	Town Hall Dept Of Public Works	870 Moraine Street	Marshfield	MA	02050	(781) 536-2500							

Massachusetts

2024 Collection Location Summary Report

M20831	Active	HHW	Covanta - Semass	Barnstable Transfer Station	45 Flint Street	Marstons Mills	MA	02648							
	Active	HHW	Covanta - Semass	Barnstable Transfer Station	45 Flint Street	Marstons Mills	MA	02648		11/5/2024		0	84	0.5208	
	Active	Wholesaler	Covanta - Semass	Ferguson	106 Falmouth Road	Mashpee	MA	02649	508-539-8704						
	Active	HVAC Contractor	Covanta - Semass	R. J. Franey Mechanical Services	56-A Nicoletta's Way	Mashpee	MA	02649	(508) 539-8668						
M20954	Active	HVAC Contractor	Covanta - Semass	The Comfort Man	67 Industrial Drive	Mashpee	MA	02649	(508) 477-0594	12/13/2024	0	58	0.3906		
	Active	Wholesaler	Central Fan Company, Inc.	Central Fan Company, Inc.	3890 Mystic Valley Pkwy	Medford	MA	02155	781-393-4456						
	Active	Wholesaler	Johnstone Supply	Johnstone Supply 447	91 Hicks Ave	MEDFORD	MA	02155	781-391-5550						
	Active	Wholesaler	R. E. Michel Co.	R.E. Michel Company, Inc	63 HICKS AVENUE	MEDFORD	MA	02155	781-395-3407						
	Active	Wholesaler	R. E. Michel Co.	R.E. Michel Company, Inc	63 HICKS AVENUE	MEDFORD	MA	02155	781-395-3407						
	Active	Wholesaler	R. E. Michel Co.	R.E. Michel Company, Inc	63 HICKS AVENUE	MEDFORD	MA	02155	781-395-3407						
	Active	Wholesaler	R. E. Michel Co.	R.E. Michel Company, Inc	63 HICKS AVENUE	MEDFORD	MA	02155	781-395-3407						
	Active	Wholesaler	The Portland Group	The Portland Group	74 Mystic Avenue	Medford	MA	02155	781-395-5807						
	Active	Wholesaler	The Portland Group	The Portland Group	74 Mystic Avenue	Medford	MA	02155	781-395-5807						
	Active	Wholesaler	Watso	Carrier Enterprise - Homans	57 Hicks Ave.	Medford	MA	02155	781-391-4199						
	Active	Wholesaler	Bell Simons	Bell Simons Co	975 RIVERSIDE DRIVE	Methuen	MA	01844	978-686-9568						
	Active	Wholesaler	Bell Simons	Bell Simons	975 Riverside Drive	Methuen	MA	01844							
	Active	Wholesaler	F.W. Webb	F.W. Webb	98 Lindbergh Avenue	Methuen	MA	01844	781-325-7041						
	Active	Wholesaler	Sid Harvey	Sid Harvey	20 Aegean Dr., Unit 11	Methuen	MA	01844	978-258-9681						
	Active	HVAC Contractor	All-Temp	All-Temp	16 Pond Street	Milford	MA	01757	508-478-0088						
	Active	HHW	Dept Of Public Works	Dept Of Public Works	900 Main St	Millis	MA	02054	508-376-5424						
	Inactive	Wholesaler	Security Supply	Security Supply	50 Roberts Drive	N Adams	MA	01247	413-664-6374						
	Inactive	Other	Placeholder	Supply New England	17 Teasdale Circle	Nantucket	MA	02554	(508) 228-0544						
	Active	Wholesaler	Plumbers' Supply Company	Plumbers' Supply Company	16 Arrowhead Drive	Nantucket	MA	02554	508-228-2020						
	Active	Wholesaler	Supply New England	Supply New England	17 Teasdale Circle	Nantucket	MA	02554	508-228-0544						
	Active	Wholesaler	Supply New England	Supply New England	17 Teasdale Circle	Nantucket	MA	02554	508-228-0544						
	Active	Wholesaler	Ferguson	Ferguson	64 Worcester Road	Natick	MA	01760	508-655-3301						
	Prospective	Wholesaler	Supply New England	Supply New England (Kitchen-Bath Gallery)	323 Speen Street	Natick	MA	1760							
M16600	Active	Wholesaler	United Refrigeration	United Refrigeration VO	59 Wexford Street	Needham	MA	02494	781-433-0090	6/24/2024	0	22	0.3348		
	Active	Wholesaler	United Refrigeration	United Refrigeration VO	59 Wexford Street	Needham	MA	02494	781-433-0090						
	Prospective	Wholesaler	Zohoplacemaker	Gould Company-Needham	30 Charles Street	Needham	MA	2494							
M15745	Active	Wholesaler	Bell Simons	Simon's Supply Co Inc	770 MT. PLEASANT ST	NEW BEDFORD	MA	02745	508 995 5161	6/11/2024	0	13	0.0992		
	Active	Wholesaler	Bell Simons	Simon's Supply Co Inc	770 MT. PLEASANT ST	NEW BEDFORD	MA	02745	508 995 5161						
	Active	Wholesaler	F.W. Webb	F.W Webb Company	915 Church Street	New Bedford	MA	02745							
M19111	Active	Wholesaler	F.W. Webb	F.W Webb Company	915 Church Street	New Bedford	MA	02745		1/25/2024	6	90	0.6138		
M19111	Active	Wholesaler	F.W. Webb	F.W Webb Company	915 Church Street	New Bedford	MA	02745		3/7/2024	0	35	0.3224		
M19636	Active	Wholesaler	Plumber's Supply	Plumber's Supply	700 Acushnet Avenue	New Bedford	MA	02740	508-997-9451	6/11/2024	0	43	0.2728		
	Inactive	Wholesaler	Plumber's Supply	Plumber's Supply	429 Church Street	New Bedford	MA	02745	508-985-4966						
	Inactive	Wholesaler	Plumbers' Supply Co.	Plumbers' Supply Co.	429 CHURCH ST.	NEW BEDFORD	MA	02745	508-985-4966						
	Inactive	Wholesaler	Plumbers' Supply Co.	Plumbers' Supply Co.	429 CHURCH ST.	NEW BEDFORD	MA	02745	508-985-4966						
	Inactive	Wholesaler	Plumbers' Supply Co.	Plumbers' Supply Co.	429 CHURCH ST.	NEW BEDFORD	MA	02745	508-985-4966						
	Active	Wholesaler	Dugan Supply	Dugan Supply	9 GRAF ROAD	NEWBURY PORT	MA	01950	978-462-6656						
M13840	Active	Wholesaler	Dugan Supply Company	Dugan Supply Company	9 Graf Road	Newburyport	MA	01950	(978) 462-6656	7/1/2024	0	10	0.0682		
	Active	Wholesaler	Ferguson	Ferguson	56 Ramsdell St.	Newton	MA	02461	617-630-0100						
	Active	Wholesaler	The Portland Group	The Portland Group	224 Needham Street	Newton	MA	02464	617-332-6662						
	Inactive	Wholesaler	Security Supply Co	Security Supply Co	65 WALDEN ST	NORTH ADAMS	MA	01247	413-664-6374						
	Active	Wholesaler	Torrington Supply	Torrco	96 Union St	North Adams	MA	01247-3565	413-664-2790						
	Inactive	Wholesaler	Peabody Supply Co	Peabody Supply Co	25 Commerce Way	NORTH ANDOVER	MA	01845	978-682-5634						
	Prospective	Wholesaler	Supply New England	Supply New England (Kitchen-Bath Gallery)	11 Robert F. Toner Blvd.	North Attleboro	MA	2763							
	Active	Wholesaler	The Portland Group	The Portland Group	74 SALEM ROAD	NORTH BILLERICA	MA	01862	(978) 262-1444						
	Active	Wholesaler	The Portland Group	The Portland Group	74 SALEM ROAD	NORTH BILLERICA	MA	01862	(978) 262-1444						
	Active	HHW	Town Of Dighton	Town Of Dighton	979 Somerset Avenue	North Dighton	MA	02764	508-669-5182						
	Active	HHW	Town Of Dighton	Town Of Dighton	979 Somerset Avenue	North Dighton	MA	02764	508-669-5182						
	Active	HHW	Town Hall	Town Hall	171 Egremont Plain Road	North Egremont	MA	01252	(413) 528-0453						
M20411	Active	HVAC Contractor	Covanta - Semass	Barrett Plumbing & Heating, Inc.	10 Edgerton Drive	North Falmouth	MA	02556	508-495-3525	3/11/2024	0	18	0.1116		
	Active	HHW	Dept Of Public Works	Dept Of Public Works	125 Locust Street	Northampton	MA	01060	(413) 587-1570						
	Active	Wholesaler	F.W. Webb	F.W. Webb	135 Industrial Drive	Northampton	MA	01060	413-586-8100						
	Active	HHW	Locust Street Transfer Station	Locust Street Transfer Station	125 Locust Street	Northampton	MA	01060	413-587-1570						
	Inactive	HHW	Northampton Dpw	Northampton Dpw	125 LOCUST STREET	NORTHAMPTON	MA	01060	413 587-1059						
	Inactive	HHW	Northampton Dpw	Northampton Dpw	125 LOCUST STREET	NORTHAMPTON	MA	01060	413 587-1059						
	Inactive	Wholesaler	Northampton Plbg Sup	Northampton Plbg Sup	168 INDUSTRIAL DR	NORTHAMPTON	MA	01062	413-584-4250						
	Inactive	Wholesaler	Northampton Plbg Sup	Northampton Plbg Sup	168 INDUSTRIAL DR	NORTHAMPTON	MA	01062	413-584-4250						
	Active	Wholesaler	Premier Supply Group	Northampton Plumbing Supply	168 Industrial Drive	Northampton	MA	01060	413-584-4250						
	Active	HHW	Board Of Health	Board Of Health	70 E. Main Street	Norton	MA	02766	508-285-0262						
	Active	HHW	Board Of Health	Board Of Health	70 E. Main Street	Norton	MA	02766	508-285-0262						
	Active	Other	Clean Harbors	Clean Harbors	42 Longwater Drive	Norwell	MA	02061							
M14041	Active	Wholesaler	Covanta - Semass	Supply New England	2 Bog Hollow Road	Orleans	MA	02653	508-255-0560	8/27/2024	0	132	0.8432		
	Active	Wholesaler	Covanta - Semass	Supply New England	2 Bog Hollow Road	Orleans	MA	02653	508-255-0560						
	Inactive	Other	Placeholder	Supply New England	2 Bog Hollow Road	Orleans	MA	02653	(508) 255-0560						
	Active	HVAC Contractor	Covanta - Semass	Carl F Riedell & Son Inc.	778 Main St.	Osterville	MA	02655	(508) 428-6365						
	Inactive	HHW	Town Of Otis Transfer Station	Town Of Otis Transfer Station - return to m	536 West Center Road	Otis	MA	01253	413-269-4873						
	Inactive	HHW	Town Of Otis Transfer Station	Town Of Otis Transfer Station - return to m	536 West Center Road	Otis	MA	01253	413-269-4873						

Massachusetts

2024 Collection Location Summary Report

M20617	Active	HVAC Contractor	American Installations	American Installations	130 College St.	South Hadley	MA	01075	(413) 427-1570	3/11/2024	0	137	0.8618
M22310	Active	HHW	Town Of South Hadley	Town Of South Hadley	10 INDUSTRIAL DRIVE	SOUTH HADLEY	MA	01075	413-538-5033	10/23/2024	0	17	0.1054
	Active	HHW	Town Of South Hadley	Town Of South Hadley	10 INDUSTRIAL DRIVE	SOUTH HADLEY	MA	01075	413-538-5033				
	Active	HHW	Town Of South Hadley	Town Of South Hadley	10 INDUSTRIAL DRIVE	SOUTH HADLEY	MA	01075	413-538-5033				
	Active	HHW	Town Of South Hadley	Town Of South Hadley	10 INDUSTRIAL DRIVE	SOUTH HADLEY	MA	01075	413-538-5033				
	Active	HHW	Town Of South Hadley	Town Of South Hadley	10 INDUSTRIAL DRIVE	SOUTH HADLEY	MA	01075	413-538-5033				
	Inactive	Other	Placeholder	Supply New England	582 Quaker Hwy	South Uxbridge	MA	01569	(508) 278-7761				
M22430	Active	HVAC Contractor	Covanta - Semass	E. F. Winslow Plumbing & Heating	21 Fruean Ave.	South Yarmouth	MA	02664	(508) 2585634	11/8/2024	1	52	0.3348
	Active	HVAC Contractor	Covanta - Semass	Murphy's Hvac & Plumbing	34 White's Path	South Yarmouth	MA	02664	(508) 760-1660				
	Active	Wholesaler	Covanta - Semass	Snow & Jones Supply	167 Whites Path	South Yarmouth	MA	02664	(508) 258-3826				
	Active	HVAC Contractor	Covanta - Semass	E. F. Winslow Plumbing & Heating	21 Fruean Ave.	South Yarmouth	MA	02664	(508) 2585634				
	Active	Wholesaler	South Shore Heating & Cooling	South Shore Heating & Cooling	57 White's Path	South Yarmouth	MA	02664	508-398-6901				
M22206	Active	Wholesaler	Bell Simons	The Simons Company	150 CORDAVILLE RD.	SOUTHBOROUGH	MA	01772	508-879-6590	6/18/2024	0	15	0.1426
	Active	Wholesaler	Bell Simons	The Simons Company	150 CORDAVILLE RD.	SOUTHBOROUGH	MA	01772	508-879-6590				
	Active	Wholesaler	Watso	Carrier Enterprise	155 Northboro Road	Southborough	MA	01772	800-406-2523				
	Prospective	Wholesaler	Zohoplacelholder	H-Mac Systems Inc	10 SOUTHVILLE RD	SOUTHBOROUGH	MA	01772-402					
	Active	Wholesaler	B & D Supply Inc.	B & D Supply Inc.	335 HAMILTON ST.	SOUTHBRIDGE	MA	01550	508 765-7900				
	Inactive	HHW	Town Hall	Town Hall	41 ELM STREET	SOUTHBRIDGE	MA	01550	508-764-4252				
	Active	HHW	Town Hall	Town Of New Marlborough	616 Mill River Southfield Rd.	Southfield	MA	01259	413-229-8116				
	Active	HHW	Town Hall	Town Of New Marlborough	616 Mill River Southfield Rd.	Southfield	MA	01259	413-229-8116				
	Inactive	HHW	Dept Of Public Works	Dept Of Public Works	454 College Highway	Southwick	MA	01077	413-569-3040				
	Active	Wholesaler	Bay State Plumb&Htg Supply Co Inc	Bay State Plumb&Htg Supply Co Inc	15 MILL STREET	SPRINGFIELD	MA	01108					
M13263	Active	Wholesaler	Bell Simons	Bell Pump Co	210 ALBANY ST	SPRINGFIELD	MA	01105		6/18/2024	6	72	0.5146
M13271	Active	Wholesaler	Bell Simons	Bell Pump Co	545 ST. JAMES AVENUE	SPRINGFIELD	MA	01109	413-781-6646	1/17/2024	0	31	0.2232
	Active	Wholesaler	Bell Simons	Bell Pump Co	210 ALBANY ST	SPRINGFIELD	MA	01105					
	Active	Wholesaler	Bell Simons	Bell Pump Co	210 ALBANY ST	SPRINGFIELD	MA	01105					
	Active	Wholesaler	Bell Simons	Bell Pump Co	210 ALBANY ST	SPRINGFIELD	MA	01105					
	Active	Wholesaler	Bell Simons	Bell Pump Co	210 ALBANY ST	SPRINGFIELD	MA	01105					
	Active	Wholesaler	Bell Simons	Bell Pump Co	210 ALBANY ST	SPRINGFIELD	MA	01105					
	Active	Wholesaler	Bell Simons	Bell Pump Co	210 ALBANY ST	SPRINGFIELD	MA	01105					
	Active	HHW	Dept Of Public Works	Dept Of Public Works	70 TAPLEY STREET	SPRINGFIELD	MA	01104	413-787-6075				
	Inactive	Other	Ecobuilding Bargains (Cet)	Ecobuilding Bargains (Cet)	83 Warwick Street	Springfield	MA	01104	413-788-6900				
	Inactive	Other	Ecobuilding Bargains (Cet)	Ecobuilding Bargains (Cet)	83 Warwick Street	Springfield	MA	01104	413-788-6900				
	Inactive	Other	Ecobuilding Bargains (Cet)	Ecobuilding Bargains (Cet)	83 Warwick Street	Springfield	MA	01104	413-788-6900				
	Inactive	Other	Ecobuilding Bargains (Cet)	Ecobuilding Bargains (Cet)	83 Warwick Street	Springfield	MA	01104	413-788-6900				
	Inactive	Other	Ecobuilding Bargains (Cet)	Ecobuilding Bargains (Cet)	83 Warwick Street	Springfield	MA	01104	413-788-6900				
	Inactive	Other	Ecobuilding Bargains (Cet)	Ecobuilding Bargains (Cet)	83 Warwick Street	Springfield	MA	01104	413-788-6900				
	Inactive	Other	Ecobuilding Bargains (Cet)	Ecobuilding Bargains (Cet)	83 Warwick Street	Springfield	MA	01104	413-788-6900				
	Inactive	Other	Ecobuilding Bargains (Cet)	Ecobuilding Bargains (Cet)	83 Warwick Street	Springfield	MA	01104	413-788-6900				
	Inactive	Other	Ecobuilding Bargains (Cet)	Ecobuilding Bargains (Cet)	83 Warwick Street	Springfield	MA	01104	413-788-6900				
	Inactive	Other	Ecobuilding Bargains (Cet)	Ecobuilding Bargains (Cet)	83 Warwick Street	Springfield	MA	01104	413-788-6900				
	Inactive	Other	Ecobuilding Bargains (Cet)	Ecobuilding Bargains (Cet)	83 Warwick Street	Springfield	MA	01104	413-788-6900				
	Inactive	Other	Ecobuilding Bargains (Cet)	Ecobuilding Bargains (Cet)	83 Warwick Street	Springfield	MA	01104	413-788-6900				
	Inactive	Other	Ecobuilding Bargains (Cet)	Ecobuilding Bargains (Cet)	83 Warwick Street	Springfield	MA	01104	413-788-6900				
	Inactive	Other	Ecobuilding Bargains (Cet)	Ecobuilding Bargains (Cet)	83 Warwick Street	Springfield	MA	01104	413-788-6900				
	Inactive	Other	Ecobuilding Bargains (Cet)	Ecobuilding Bargains (Cet)	83 Warwick Street	Springfield	MA	01104	413-788-6900				
	Inactive	Other	Ecobuilding Bargains (Cet)	Ecobuilding Bargains (Cet)	83 Warwick Street	Springfield	MA	01104	413-788-6900				
	Inactive	Other	Ecobuilding Bargains (Cet)	Ecobuilding Bargains (Cet)	83 Warwick Street	Springfield	MA	01104	413-788-6900				
	Inactive	Other	Ecobuilding Bargains (Cet)	Ecobuilding Bargains (Cet)	83 Warwick Street	Springfield	MA	01104	413-788-6900				
	Inactive	Other	Ecobuilding Bargains (Cet)	Ecobuilding Bargains (Cet)	83 Warwick Street	Springfield	MA	01104	413-788-6900				
	Inactive	Other	Ecobuilding Bargains (Cet)	Ecobuilding Bargains (Cet)	83 Warwick Street	Springfield	MA	01104	413-788-6900				
	Inactive	Other	Ecobuilding Bargains (Cet)	Ecobuilding Bargains (Cet)	83 Warwick Street	Springfield	MA	01104	413-788-6900				
	Inactive	Other	Ecobuilding Bargains (Cet)	Ecobuilding Bargains (Cet)	83 Warwick Street	Springfield	MA	01104	413-788-6900				
	Inactive	Other	Ecobuilding Bargains (Cet)	Ecobuilding Bargains (Cet)	83 Warwick Street	Springfield	MA	01104	413-788-6900				
	Inactive	Other	Ecobuilding Bargains (Cet)	Ecobuilding Bargains (Cet)	83 Warwick Street	Springfield	MA	01104	413-788-6900				
	Inactive	Other	Ecobuilding Bargains (Cet)	Ecobuilding Bargains (Cet)	83 Warwick Street	Springfield	MA	01104	413-788-6900				
	Inactive	Other	Ecobuilding Bargains (Cet)	Ecobuilding Bargains (Cet)	83 Warwick Street	Springfield	MA	01104	413-788-6900				
	Inactive	Other	Ecobuilding Bargains (Cet)	Ecobuilding Bargains (Cet)	83 Warwick Street	Springfield	MA	01104	413-788-6900				
	Inactive	Other	Ecobuilding Bargains (Cet)	Ecobuilding Bargains (Cet)	83 Warwick Street	Springfield	MA	01104	413-788-6900				
	Inactive	Other	Ecobuilding Bargains (Cet)	Ecobuilding Bargains (Cet)	83 Warwick Street	Springfield	MA	01104	413-788-6900				
	Inactive	Other	Ecobuilding Bargains (Cet)	Ecobuilding Bargains (Cet)	83 Warwick Street	Springfield	MA	01104	413-788-6900				
	Inactive	Other	Ecobuilding Bargains (Cet)	Ecobuilding Bargains (Cet)	83 Warwick Street	Springfield	MA	01104	413-788-6900				
	Inactive	Other	Ecobuilding Bargains (Cet)	Ecobuilding Bargains (Cet)	83 Warwick Street	Springfield	MA	01104	413-788-6900				
	Inactive	Other	Ecobuilding Bargains (Cet)	Ecobuilding Bargains (Cet)	83 Warwick Street	Springfield	MA	01104	413-788-6900				
	Inactive	Other	Ecobuilding Bargains (Cet)	Ecobuilding Bargains (Cet)	83 Warwick Street	Springfield	MA	01104	413-788-6900				
	Inactive	Other	Ecobuilding Bargains (Cet)	Ecobuilding Bargains (Cet)	83 Warwick Street	Springfield	MA	01104	413-788-6900				

Massachusetts

2024 Collection Location Summary Report

	Active	HVAC Contractor	Home Works Energy Inc.	Home Works Energy Inc.	61 Tosca Drive	Stoughton	MA	02072					
	Prospective	Wholesaler	Zohoplacelholder	Industrial Controls Dists Inc	292 PAGE ST STE F	STOUGHTON	MA	02072-1136					
	Active	Wholesaler	Home Works Energy Inc.	Home Works Energy Inc.	71 Dudley Rd.	Sutton	MA	01590					
	Active	Wholesaler	Home Works Energy Inc.	Home Works Energy Inc.	71 Dudley Rd.	Sutton	MA	01590					
	Active	Wholesaler	Home Works Energy Inc.	Home Works Energy Inc.	71 Dudley Rd.	Sutton	MA	01590					
	Active	Wholesaler	Home Works Energy Inc.	Home Works Energy Inc.	71 Dudley Rd.	Sutton	MA	01590					
M19634	Active	Wholesaler	Plumber's Supply	Plumber's Supply	10 Dana Street	Taunton	MA	02780	508-823-0733	2/27/2024	0	1	0.0186
M14406	Active	Wholesaler	United Refrigeration	United Refrigeration	230 JOHN HANCOCK ROAD	TAUNTON	MA	02780	508-823-7300	6/18/2024	0	28	0.2728
	Active	HHW	Board Of Health	Board Of Health	272 Main Street	Townsend	MA	01469	978-597-1713				
	Active	HHW	Board Of Health	Board Of Health	21 SOUTH MAIN STREET	UXBRIDGE	MA	01569					
	Active	Wholesaler	Supply New England	Supply New England	582 Quaker Highway	Uxbridge	MA	01569	508-278-7761				
	Active	Wholesaler	Supply New England	Supply New England	582 Quaker Highway	Uxbridge	MA	01569	508-278-7761				
	Active	Wholesaler	Plumbers' Supply Company	Plumbers' Supply Company	336 State Rd	Vineyard Haven	MA	02568	508-693-6263				
	Active	Wholesaler	Avon Supply	Avon Supply	123 Foundry Street	Wakefield	MA	01880	781-245-8715				
	Active	Wholesaler	Avon Supply Co. Inc	Avon Supply Co. Inc	123 FOUNDRY ST	WAKEFIELD	MA	01880	(781) 245-8715				
	Inactive	HVAC Contractor	Powers Energy Solutions, LLC	Vincent Murdocca	40 Herbert St.	Wakefield	MA	01880					
	Active	HHW	William Lee Memorial Town Hall	William Lee Memorial Town Hall	1 LAFAYETTE STREET	WAKEFIELD	MA	01880	781-246-6300				
	Active	HHW	William Lee Memorial Town Hall	William Lee Memorial Town Hall	1 LAFAYETTE STREET	WAKEFIELD	MA	01880	781-246-6300				
	Active	HHW	Town Offices	Town Offices	3 HOLLOW ROAD	WALES	MA	01081	413 245 7571 X105				
	Prospective	Wholesaler	Zohoplacelholder	Plimpton & Hills - Clinton	24 Nod Road	Walpole	MA	6413					
	Active	Wholesaler	Delta T Distributors	Delta T Distributing Waltham	301 2ND AVE	WALTHAM	MA	02453	781-893-0800				
	Active	Wholesaler	Johnstone Supply	Johnstone Of Waltham	303 Bear Hill Road	Waltham	MA	02451					
	Active	Wholesaler	Johnstone Supply	Johnstone Of Waltham	303 Bear Hill Road	Waltham	MA	02451					
M17922	Active	HVAC Contractor	P.R. Douglas Co., Inc.	P.R. Douglas Co., Inc.	33 Calvary Street	Waltham	MA	02453	781-330-7084	10/18/2024	0	31	0.2046
M21985	Active	HVAC Contractor	Home Works Energy Inc.	Home Works Energy Inc.	2510 Cranberry Hwy	Wareham	MA	02571	347-204-1860	5/6/2024	0	156	0.9796
M21985	Active	HVAC Contractor	Home Works Energy Inc.	Home Works Energy Inc.	2510 Cranberry Hwy	Wareham	MA	02571	347-204-1860	9/27/2024	0	188	1.1656
M18578	Active	Wholesaler	F.W. Webb	F.W. Webb	33 Grove Street	Watertown	MA	02472	617-924-2840	4/2/2024	486	30	3.255
	Active	Wholesaler	F.W. Webb	F.W. Webb	33 Grove Street	Watertown	MA	02472	617-924-2840				
M20010	Active	Wholesaler	Plumbers Supply Co	Plumbers Supply Co	128 Waltham St	Watertown	MA	02472	(617) 926-4300	12/2/2024	0	4	0.0248
	Active	HVAC Contractor	Wheelabrator	Veolia Environmental Services - North Ame	90 Pleasant Street	West Bridgewater	MA	02379					
	Active	HVAC Contractor	Wheelabrator	Veolia Environmental Services - North Ame	90 Pleasant Street	West Bridgewater	MA	02379					
	Active	HVAC Contractor	Wheelabrator	Veolia Environmental Services - North Ame	90 Pleasant Street	West Bridgewater	MA	02379					
	Active	HVAC Contractor	Wheelabrator	Veolia Environmental Services - North Ame	90 Pleasant Street	West Bridgewater	MA	02379					
	Active	HVAC Contractor	Wheelabrator	Veolia Environmental Services - North Ame	90 Pleasant Street	West Bridgewater	MA	02379					
	Active	HVAC Contractor	Wheelabrator	Veolia Environmental Services - North Ame	90 Pleasant Street	West Bridgewater	MA	02379					
	Active	HVAC Contractor	Wheelabrator	Veolia Environmental Services - North Ame	90 Pleasant Street	West Bridgewater	MA	02379					
	Active	HVAC Contractor	Wheelabrator	Veolia Environmental Services - North Ame	90 Pleasant Street	West Bridgewater	MA	02379					
	Active	HVAC Contractor	Wheelabrator	Veolia Environmental Services - North Ame	90 Pleasant Street	West Bridgewater	MA	02379					
	Active	HVAC Contractor	Wheelabrator	Veolia Environmental Services - North Ame	90 Pleasant Street	West Bridgewater	MA	02379					
	Active	HVAC Contractor	Wheelabrator	Veolia - Cape Cod Energy Solutions	90 Pleasant Street	West Bridgewater	MA	02379					
	Active	HVAC Contractor	Wheelabrator	Veolia - Cape Cod Energy Solutions	90 Pleasant Street	West Bridgewater	MA	02379					
	Prospective	Wholesaler	Zohoplacelholder	Baystate Winsupply Co.	95 Turnpike St.	West Bridgewater	MA	2379					
	Active	HVAC Contractor	Covanta - Semass	Mcdonnell Mechanical Services	79 School Street	West Dennis	MA	02670	(855) 422-1914				
	Active	HVAC Contractor	Harwich Port Heating & Cooling	Harwich Port Heating & Cooling	287 Route 28	West Harwich	MA	02671	508-432-3959 x117				
	Active	Wholesaler	The Portland Group	The Portland Group	20 Westwood Street	West Newton	MA	02465	617-527-7040				
	Active	Wholesaler	Pameco Corp.	Pameco Corp.	89 MYRON ST	WEST SPRINGFIELD	MA	01089					
	Active	Wholesaler	Sid Harvey	Sid Harvey Industries	8 Capital Drive	West Springfield	MA	01089	413-788-0979				
	Active	HHW	Town Of West Springfield, Dept. Of Public	Town Of West Springfield, Dept. Of Public	26 CENTRAL STREET	WEST SPRINGFIELD	MA	01089	(413) 495-1891				
	Prospective	Wholesaler	Zohoplacelholder	Baystate Winair Co.-West Springfield	78 Kelso Avenue	West Springfield	MA	1089					
	Active	HHW	Town Offices	Town Offices	21 STATE LINE ROAD	WEST STOCKBRIDGE	MA	01266	413-232-0300X319				
	Inactive	HVAC Contractor	Covanta - Semass	Covanta Semass	141 CRANBERRY HWY.	WEST WAREHAM	MA	02576	508-291-4427				
	Inactive	HVAC Contractor	Covanta - Semass	Covanta Semass	141 CRANBERRY HWY.	WEST WAREHAM	MA	02576	508-291-4427				
	Inactive	HVAC Contractor	Covanta - Semass	Covanta Semass	141 CRANBERRY HWY.	WEST WAREHAM	MA	02576	508-291-4427				
	Inactive	HVAC Contractor	Covanta - Semass	Covanta Semass	141 CRANBERRY HWY.	WEST WAREHAM	MA	02576	508-291-4427				
	Inactive	HVAC Contractor	Covanta - Semass	Covanta Semass	141 CRANBERRY HWY.	WEST WAREHAM	MA	02576	508-291-4427				
	Inactive	HVAC Contractor	Covanta - Semass	Covanta Semass	141 CRANBERRY HWY.	WEST WAREHAM	MA	02576	508-291-4427				
	Inactive	HVAC Contractor	Covanta - Semass	Covanta Semass	141 CRANBERRY HWY.	WEST WAREHAM	MA	02576	508-291-4427				
	Inactive	HVAC Contractor	Covanta - Semass	Covanta Semass	141 CRANBERRY HWY.	WEST WAREHAM	MA	02576	508-291-4427				
	Inactive	HVAC Contractor	Covanta - Semass	Covanta Semass	141 CRANBERRY HWY.	WEST WAREHAM	MA	02576	508-291-4427				
	Inactive	HVAC Contractor	Covanta - Semass	Covanta Semass	141 CRANBERRY HWY.	WEST WAREHAM	MA	02576	508-291-4427				
	Inactive	HVAC Contractor	Covanta - Semass	Covanta Semass	141 CRANBERRY HWY.	WEST WAREHAM	MA	02576	508-291-4427				
	Inactive	HVAC Contractor	Covanta - Semass	Covanta Semass	141 CRANBERRY HWY.	WEST WAREHAM	MA	02576	508-291-4427				
	Inactive	HVAC Contractor	Covanta - Semass	Covanta Semass	141 CRANBERRY HWY.	WEST WAREHAM	MA	02576	508-291-4427				
	Inactive	HVAC Contractor	Covanta - Semass	Covanta Semass	141 CRANBERRY HWY.	WEST WAREHAM	MA	02576	508-291-4427				
	Inactive	HVAC Contractor	Covanta - Semass	Covanta Semass	141 CRANBERRY HWY.	WEST WAREHAM	MA	02576	508-291-4427				
	Inactive	HVAC Contractor	Covanta - Semass	Covanta Semass	141 CRANBERRY HWY.	WEST WAREHAM	MA	02576	508-291-4427				

**Massachusetts
2024 Collection Location Summary Report**

	Active	HVAC Contractor	Home Works Energy Inc.	Home Works Energy Inc.	2 D Gill St.	Woburn	MA	01801	781-305-3319				
	Active	HVAC Contractor	Home Works Energy Inc.	Home Works Energy Inc.	2 D Gill St.	Woburn	MA	01801	781-305-3319				
	Active	HVAC Contractor	Home Works Energy Inc.	Home Works Energy Inc.	2 D Gill St.	Woburn	MA	01801	781-305-3319				
	Active	HVAC Contractor	Home Works Energy Inc.	Home Works Energy Inc.	2 D Gill St.	Woburn	MA	01801	781-305-3319				
	Active	HVAC Contractor	Home Works Energy Inc.	Home Works Energy Inc.	2 D Gill St.	Woburn	MA	01801	781-305-3319				
	Active	HVAC Contractor	Home Works Energy Inc.	Home Works Energy Inc.	2 D Gill St.	Woburn	MA	01801	781-305-3319				
M11142	Active	Wholesaler	Johnstone Supply	Johnstone Supply Co	35 INDUSTRIAL PARKWAY	WOBURN	MA	01801	781-933-8506	9/25/2024	0	36	0.3472
	Active	Wholesaler	Johnstone Supply	Johnstone Supply Co	35 INDUSTRIAL PARKWAY	WOBURN	MA	01801	781-933-8506				
	Active	Wholesaler	Robinson Supply Company	Robinson Supply Company	45 Industrial Pkwy	Woburn	MA	01801	781-933-1355				
	Prospective	Wholesaler	S.G. Torrice Co	Sg Torrice Corp.	14 Everberg Road	Woburn	MA	1801					
	Active	Wholesaler	Trane	Trane Supply	96E Commerce Way	Woburn	MA	01801	781-932-0423				
	Active	Wholesaler	Trane	Trane Supply	96E Commerce Way	Woburn	MA	01801	781-932-0423				
	Active	Wholesaler	United Refrigeration	United Refrigeration	96 COMMERCE WAY	Woburn	MA	01801	(781) 932-1126				
	Active	Wholesaler	United Refrigeration	United Refrigeration	96 COMMERCE WAY	Woburn	MA	01801	(781) 932-1126				
	Active	Wholesaler	Watco	Carrier Enterprise	130 Commerce Way	Woburn	MA	01801	781-937-7600				
	Active	Wholesaler	B & D Supply Inc.	B & D Supply Inc.	210 SUMMER ST	WORCESTER	MA	01604	508 363-4000				
	Active	Wholesaler	B & D Supply Inc.	B & D Supply Inc.	210 SUMMER ST	WORCESTER	MA	01604	508 363-4000				
M21915	Active	Wholesaler	Bell Simons	Bell Simons Co	559 CAMBRIDGE STREET	WORCESTER	MA	01610	508-754-5311	8/7/2024	0	47	0.4216
M13280	Active	Wholesaler	Bell Simons	Bell Simons Co	559 CAMBRIDGE STREET	WORCESTER	MA	01610	508-754-5311	3/26/2024	0	53	0.3472
	Active	Wholesaler	Johnstone Supply	Johnstone Supply Of Worcester	4 Quinsigamond Ave.	Worcester	MA	01608	508-795-7777				
	Active	Wholesaler	Johnstone Supply	Johnstone Supply Of Worcester	4 Quinsigamond Ave.	Worcester	MA	01608	508-795-7777				
	Prospective	Wholesaler	Johnstone Supply	Johnstone Supply	4 Quinsigamond Avenue	Worcester	MA	1608					
	Inactive	HVAC Contractor	Mad Dash Inc.	Mad Dash East	19 McKeon Road	Worcester	MA	01610					
	Inactive	HVAC Contractor	Mad Dash Inc.	Mad Dash East	19 McKeon Road	Worcester	MA	01610					
	Active	Wholesaler	Plumbers' Supply Company	Plumbers' Supply Company	55 Millbrook Street	Worcester	MA	01606	508-753-1491				
	Active	Wholesaler	Plumbers' Supply Company	Plumbers' Supply Company	55 Millbrook Street	Worcester	MA	01606	508-753-1491				
	Inactive	Wholesaler	R.E. Michel Company, Inc - Closed	R.E. Michel Company, Inc - Closed	13 HOPE AVENUE	WORCESTER	MA	01603	508-752-3339				
	Inactive	Wholesaler	R.E. Michel Company, Inc - Closed	R.E. Michel Company, Inc - Closed	13 HOPE AVENUE	WORCESTER	MA	01603	508-752-3339				
	Active	Wholesaler	The Granite Group	The Granite Group	12 E WORCESTER ST	Worcester	MA	01604					
M21969	Active	Wholesaler	The Portland Group	The Portland Group	660 Lincoln Street	Worcester	MA	01605	508-853-5912	6/20/2024	0	15	0.0992
	Active	Wholesaler	The Portland Group	The Portland Group	660 Lincoln Street	Worcester	MA	01605	508-853-5912				
	Active	Wholesaler	The Portland Group	The Portland Group	660 Lincoln Street	Worcester	MA	01605	508-853-5912				
M16602	Active	Wholesaler	United Refrigeration	United Refrigeration 39	25 Crescent Street	Worcester	MA	01605	508-754-7247	9/20/2024	1	23	0.1612
	Active	Wholesaler	Covanta - Semass	Simon's Supply Co.	586 Higgins Crowell Rd.	Yarmouth	MA	02673	(508) 775-0740				

Massachusetts

2024 Collection Location Bin Receipt

M14406	Active	Wholesaler	United Refrigeration	United Refrigeration	230 JOHN HANCOCK ROAD	TAUNTON	MA	02780	508-823-7300	6/18/2024	0	28	0.2728
M17922	Active	HVAC Contractor	P.R. Douglas Co., Inc.	P.R. Douglas Co., Inc.	33 Calvary Street	Waltham	MA	02453	781-330-7084	10/18/2024	0	31	0.2046
M21985	Active	HVAC Contractor	Home Works Energy Inc.	Home Works Energy Inc.	2510 Cranberry Hwy	Wareham	MA	02571	347-204-1860	5/6/2024	0	156	0.9796
M21985	Active	HVAC Contractor	Home Works Energy Inc.	Home Works Energy Inc.	2510 Cranberry Hwy	Wareham	MA	02571	347-204-1860	9/27/2024	0	188	1.1656
M18578	Active	Wholesaler	F.W. Webb	F.W. Webb	33 Grove Street	Watertown	MA	02472	617-924-2840	4/2/2024	486	30	3.255
M20010	Active	Wholesaler	Plumbers Supply Co	Plumbers Supply Co	128 Waltham St	Watertown	MA	02472	(617) 926-4300	12/2/2024	0	4	0.0248
M21062	Active	HVAC Contractor	Covanta - Semass	Rusty's Inc.	222 Mid-Tech Dr.	West Yarmouth	MA	02673	(508) 775-1303	11/1/2024	0	41	0.2666
M21497	Inactive	HHW	Westfield Health Dept.	Westfield Health Dept.	57 Twiss Street	WESTFIELD	MA	01085	413-568-1159	2/1/2024	0	24	0.1488
M18452	Active	Wholesaler	Distributor Corporation Of New England	Distributor Corporation Of New England	384 University Avenue	Westwood	MA	02090	800-959-7278	10/9/2024	32	35	0.5952
M14242	Active	Wholesaler	Sid Harvey	Sid Harvey Industries	50 Fennell Drive, Unit 10	Weymouth	MA	02188	781-803-3344	1/18/2024	0	114	0.713
M13300	Active	Wholesaler	Lennox	Lennox Industries Inc.	7 LOPEZ ROAD	WILMINGTON	MA	01887	978-694-1500	5/7/2024	0	131	0.9176
M13300	Active	Wholesaler	Lennox	Lennox Industries Inc.	7 LOPEZ ROAD	WILMINGTON	MA	01887	978-694-1500	12/16/2024	2	105	0.6758
M19608	Active	Wholesaler	F.W. Webb	F.W. Webb	50 EVERBERG ROAD	WOBURN	MA	01801	781-933-1804	12/10/2024	0	96	0.8804
M19623	Active	Wholesaler	Homeserve Usa Energy Services	Homeserve	58 Constitution Way	Woburn	MA	01801		5/9/2024	0	51	0.3472
M11142	Active	Wholesaler	Johnstone Supply	Johnstone Supply Co	35 INDUSTRIAL PARKWAY	WOBURN	MA	01801	781-933-8506	9/25/2024	0	36	0.3472
M21915	Active	Wholesaler	Bell Simons	Bell Simons Co	559 CAMBRIDGE STREET	WORCESTER	MA	01610	508-754-5311	8/7/2024	0	47	0.4216
M13280	Active	Wholesaler	Bell Simons	Bell Simons Co	559 CAMBRIDGE STREET	WORCESTER	MA	01610	508-754-5311	3/26/2024	0	53	0.3472
M21969	Active	Wholesaler	The Portland Group	The Portland Group	660 Lincoln Street	Worcester	MA	01605	508-853-5912	6/20/2024	0	15	0.0992
M16602	Active	Wholesaler	United Refrigeration	United Refrigeration 39	25 Crescent Street	Worcester	MA	01605	508-754-7247	9/20/2024	1	23	0.1612