

2023 ANNUAL REPORT

MINNESOTA




TABLE OF CONTENTS

Thermostat Recycling Corporation Governance _____	3
Thermostat Recycling Corporation Board Members _____	3
Thermostat Recycling Corporation Dues Paying Members _____	3
Thermostat Recycling Corporation Staff _____	3
Letter From The Executive Director _____	4
MINNESOTA _____	5
2023 Collections and Evaluation _____	5
2023 Collections by Brand _____	29
2023 Summary of the Program Expenses _____	31
2023 Education and Outreach _____	32
2024 Program Modifications _____	45
Contact Information _____	46
Appendices _____	47

THERMOSTAT RECYCLING CORPORATION GOVERNANCE

Thermostat Recycling Corporation Board Members

Arnie Meyer (Chairman)
Resideo / Honeywell Home (f/k/a Honeywell)

Charles Ketterer (Vice-Chairman)
Emerson Technologies (White Rodgers)

Bob Johnson (Treasurer)
Lennox Industries

Thermostat Recycling Corporation Dues Paying Members

Bard Manufacturing Company, Inc.	ITT Inc.
Burnham LLC	Johnson Controls
Carrier Corporation	Lennox International Inc.
Chromalox, Inc.	Google
ClimateMaster, Inc.	Nortek Global HVAC, LLC
Crane Company	Rheem Manufacturing Company
Daikin Applied (McQuay)	Schneider Electric USA, Inc.
Dwyer Instruments, Inc.	Taco, Inc.
ecobee	The Marley-Wylain Company
Empire Comfort Systems	TPI Corporation
General Electric Company	Trane Residential Systems
Goodman Distribution, Inc.	Uponor, Inc.
Ademco Inc., wholly owned subsidiary of Resideo Technologies, Inc. (Honeywell Home)	W. W. Grainger, Inc.
Hunter Fan Company	White Rodgers, a division of Emerson Electric Co.

Thermostat Recycling Corporation Staff

Danielle Myers
Executive Director

Dahlia Brennan
Operations Administrator

LETTER FROM THE EXECUTIVE DIRECTOR

As we move forward, it becomes increasingly difficult to maintain the same level of mercury thermostat collections because we continue to make strides toward eliminating every last mercury thermostat. We are dedicated to fulfilling TRC's mission to promote the safe collection and proper disposal of mercury-containing thermostats while keeping mercury out of the waste stream in order to protect the environment.

As existing regulations around manufacturer funded mercury thermostat collections sunset, we remain steadfast in our efforts and will continue to collect mercury containing thermostats in all 48 contiguous states. We appreciate that legislators recognize our decades of effort and success.

TRC will continue to target mercury thermostat collections and work with our partners in the HVAC industry, the waste sector, the energy sector, and the regulatory community to achieve positive results. As you might expect, our numbers will decrease because of our previous successes, but our diligence and dedication remain.

We are happy to provide you with this year's annual report. Please do not hesitate to contact us with comments or questions.

Sincerely,

A handwritten signature in cursive script that reads "Danielle Myers".

Danielle Myers, Executive Director

MINNESOTA

2023 Collections and Evaluation

The following analytical report details the annual program performance for mercury thermostat collection in the state of Minnesota in 2023.

A few of the program highlights for 2023 are included below:

- In 2023 the program **collected 49.2 lbs. of mercury** in Minnesota. Since 2000, the annual quantity of mercury collected in Minnesota has been an average of 73.9 lbs.
- The program collected **5,761 whole thermostats in 2023**. This was a 26% increase over the number of thermostats collected in 2022. Since 2000, the average thermostat count per year is 9,610.
- The average **number of whole thermostats collected per bin in 2023 was 65 thermostats**, an increase from 62 in 2022.
- The counties with the most bins and thermostats returned in 2023 were **Hennepin County (33 bins, 2,064 thermostats)**, **Ramsey County (10 bins, 646 thermostats)**, and **Olmsted County (8 bins, 621 thermostats)**.
- In 2023, **56% of the partner locations returned at least one bin**.
- **A total of 92 'Miss You' calls were placed and 38 site visits**.
- In addition to 5,761 whole thermostats, **1,388 loose switches were collected, bringing the total number of "thermostat equivalents" returned in 2023 to 6,982**.

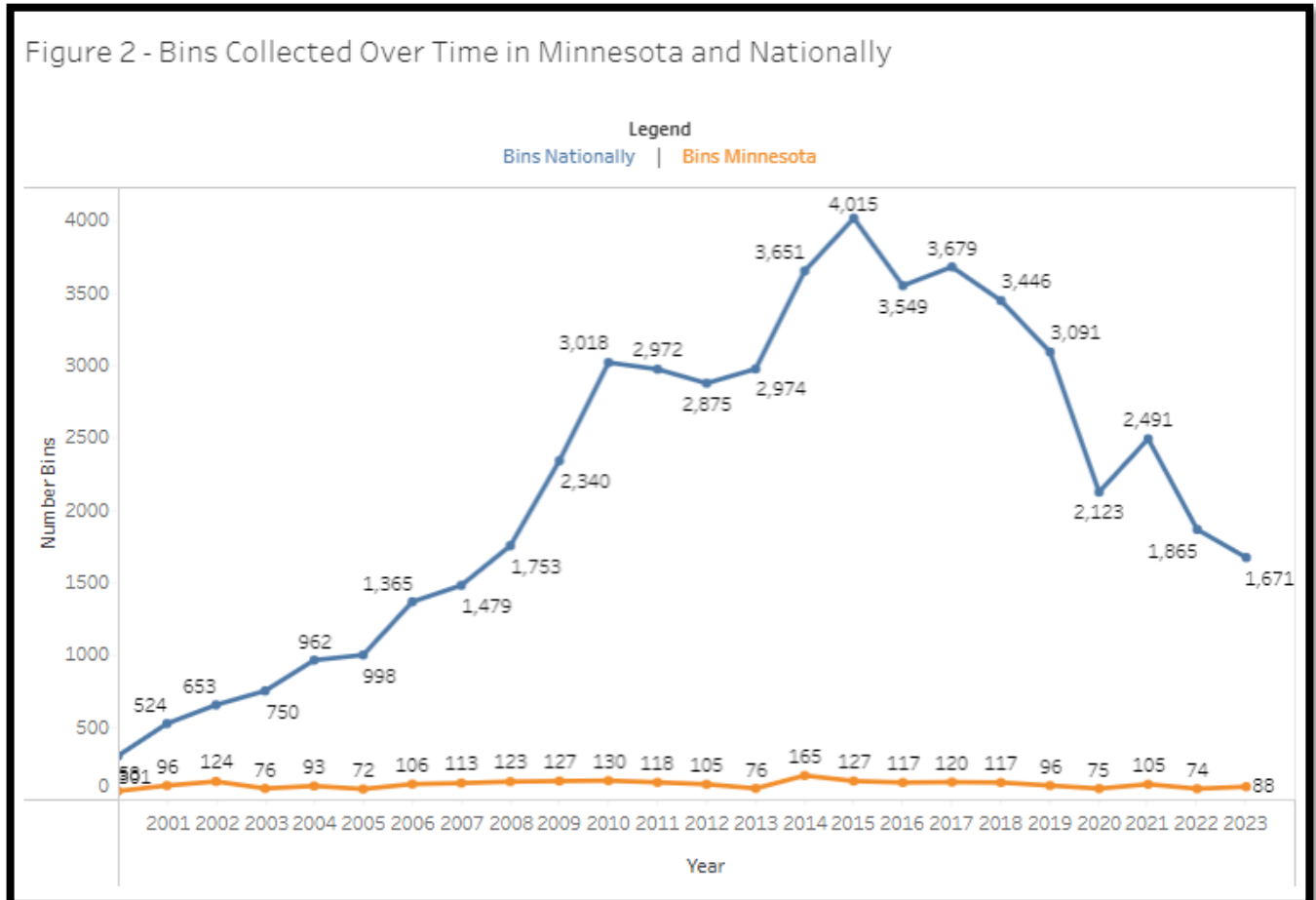
Section 1: Program Analytics

Section 1 of this report examines the annual performance of the thermostat collection recycling program in terms of bins, thermostats, and mercury collected as well as the year-over-year progression of the program. On average, the program has collected 73.9 lbs. of mercury and 9,610 whole thermostats per year since 2000. In 2023, the program collected 49.2 lbs. of mercury from 5,761 thermostats and 1,388 loose switches. Figure 1 displays the total number of bins, the total number of thermostats, and the quantity of mercury collected in Minnesota since the beginning of the program.

Figure 1 - Program Performance Over Time

Year	Number Bins	Number Thermostats	Mercury (Lb)
2001	96	10,365	80.1
2002	124	15,394	110.0
2003	76	9,146	64.3
2004	93	10,560	73.3
2005	72	7,821	59.9
2006	106	11,544	85.1
2007	113	10,795	83.7
2008	123	12,724	95.3
2009	127	12,080	92.2
2010	130	12,758	94.4
2011	118	11,682	88.8
2012	105	10,374	79.0
2013	76	7,220	54.0
2014	165	15,317	118.8
2015	127	9,864	75.6
2016	117	9,413	73.3
2017	120	8,471	68.3
2018	117	7,859	62.1
2019	96	6,891	54.9
2020	75	5,353	40.6
2021	105	7,752	61.1
2022	74	4,571	60.1
2023	88	5,761	49.2
Total	2,501	230,629	1,772.8
Average	104	9,610	73.9

Figure 2 displays the number of bins collected in Minnesota since the initiation of the collection program, as well as the total number of bins collected in the U.S. over the same period. The number of bins collected in Minnesota has generally increased from 2000 to 2010. In 2014, bin returns increased again, peaking with the highest number of bins returned in 2014 with 165 bins.



The 49.2 lbs. of mercury collected in Minnesota in 2023 was 18% lower than the 60.1 lbs. collected in 2022. Figure 3 displays the quantity of mercury collected in Minnesota over time as well as the annual percent change in Minnesota and nationally.

Figure 3 - Quantity (Lb) of Mercury Collected in Program and Annual Changes to Minnesota and Nationally

Year	Mercury (Lb)	% Change Minnesota	% Change Nationally
2001	80.1	64%	89%
2002	110.0	37%	14%
2003	64.3	-42%	11%
2004	73.3	14%	17%
2005	59.9	-18%	11%
2006	85.1	42%	32%
2007	83.7	-2%	2%
2008	95.3	14%	16%
2009	92.2	-3%	16%
2010	94.4	2%	26%
2011	88.8	-6%	4%
2012	79.0	-11%	-5%
2013	54.0	-32%	-5%
2014	118.8	120%	13%
2015	75.6	-36%	-1%
2016	73.3	-3%	-15%
2017	68.3	-7%	-7%
2018	62.1	-9%	-42%
2019	54.9	-12%	5%
2020	40.6	-26%	-35%
2021	61.1	50%	5%
2022	60.1	-2%	-28%
2023	49.2	-18%	1%
Average	73.9		

Minnesota collected 5,761 thermostats in 2023. This was a 26% increase over the number of thermostats collected in 2022. Figure 4 displays the total number of thermostats collected in Minnesota and nationally, and Figure 5 shares the underlying data as well as the calculated annual percent change.

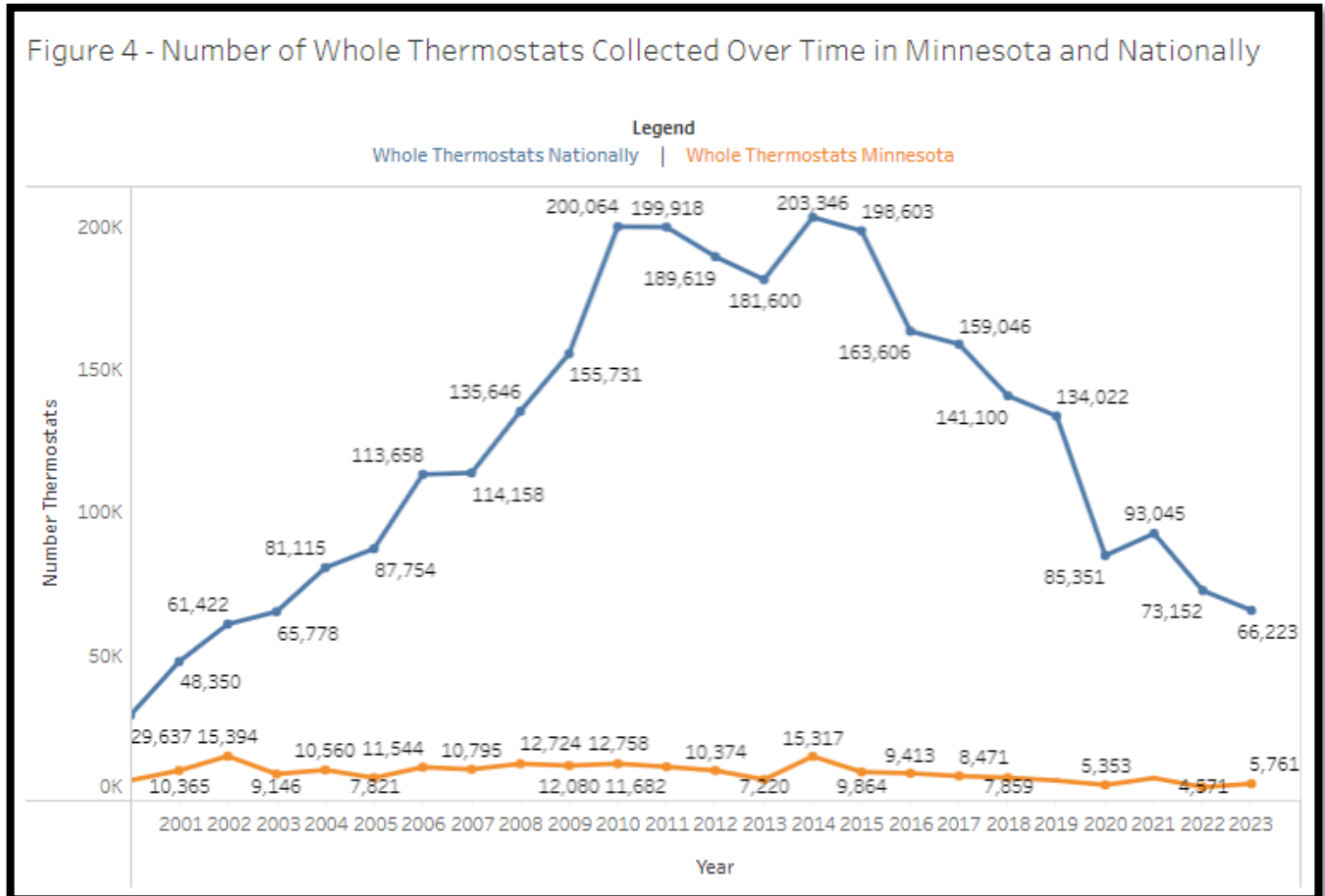
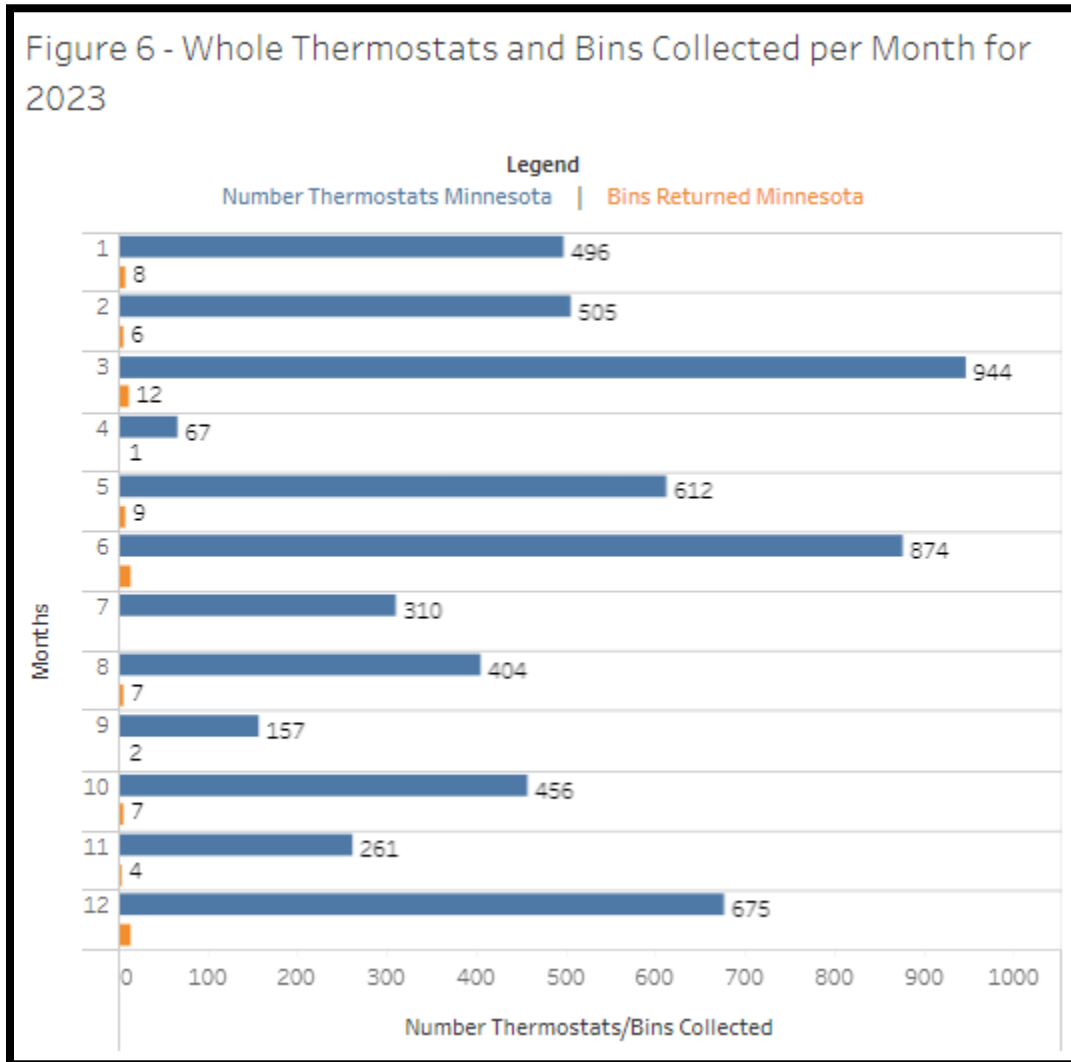


Figure 5 - Whole Thermostats Collected in Minnesota and Nationally Over Time and Annual Percent Change

Year	Number Thermostats Minnesota	% Change Minnesota	% Change Nationally
2001	10,365	50%	
2002	15,394	49%	27%
2003	9,146	-41%	7%
2004	10,560	15%	23%
2005	7,821	-26%	8%
2006	11,544	48%	30%
2007	10,795	-6%	0%
2008	12,724	18%	19%
2009	12,080	-5%	15%
2010	12,758	6%	28%
2011	11,682	-8%	0%
2012	10,374	-11%	-5%
2013	7,220	-30%	-4%
2014	15,317	112%	12%
2015	9,864	-36%	-2%
2016	9,413	-5%	-18%
2017	8,471	-10%	-3%
2018	7,859	-7%	-11%
2019	6,891	-12%	-5%
2020	5,353	-22%	-36%
2021	7,752	45%	9%
2022	4,571	-41%	-21%
2023	5,761	26%	-9%
Average	9,610		

Figure 6 displays the monthly distribution of bins and thermostats collected in Minnesota in 2023. The months with the greatest number of thermostats returned were March (944 thermostats, 12 bins) and June (874 thermostats, 14 bins). The months with the greatest number of bins returned were June (14 bins) and December (15 bins). Conversely, the months with the least activity in 2023 were April and September.



The highest average number of thermostats per bin returned occurred in February and July (84.2 and 103.3 thermostats per bin each month, respectively). Figure 7 shows the average number of thermostats per bin returned per month for the year.

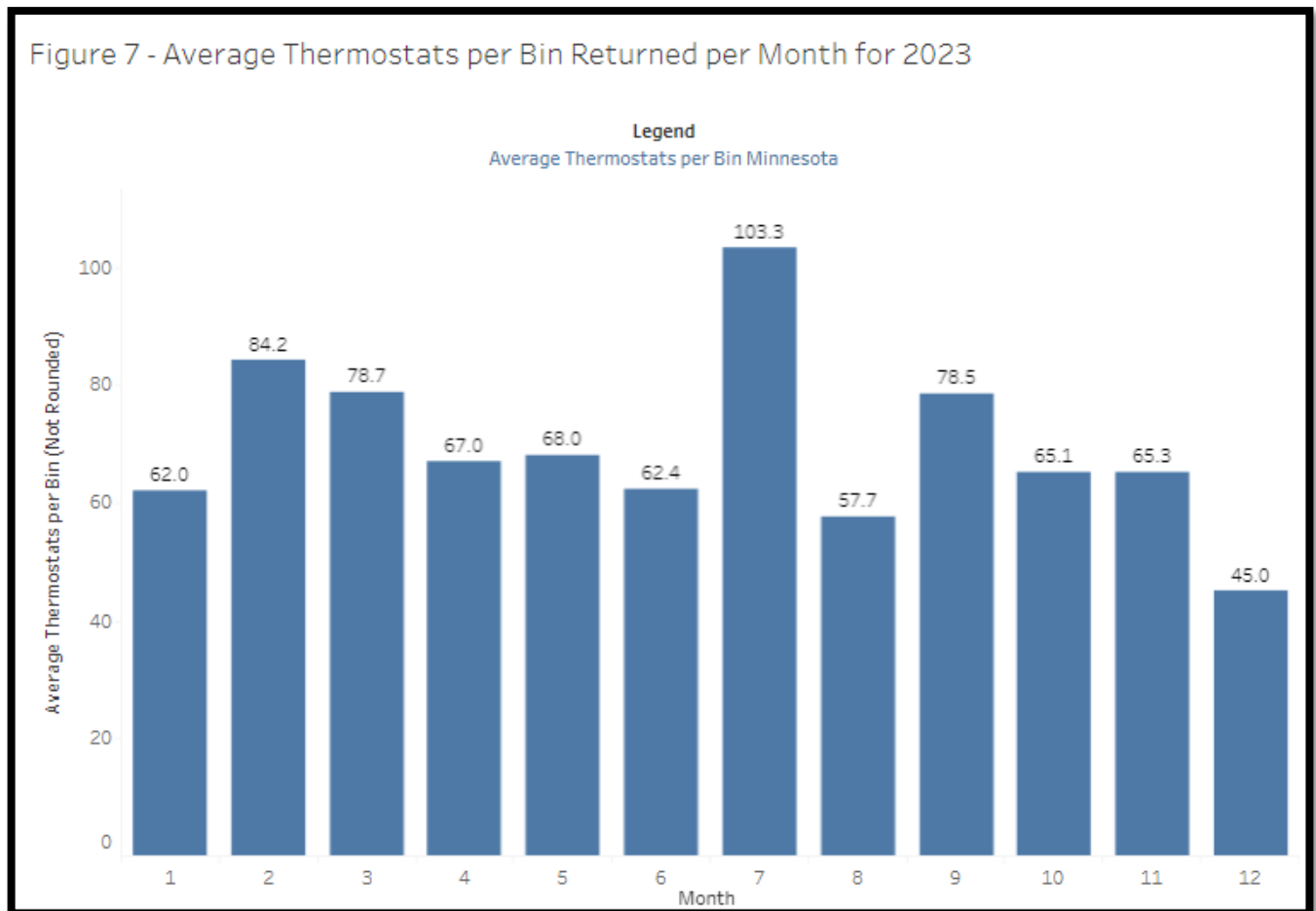


Figure 8 displays the average number of thermostats returned per bin in Minnesota and in the U.S. since the beginning of the Minnesota program. Nationally, the number of thermostats per bin has been decreasing annually since 2000. In Minnesota a similar pattern is observed, with the exception of a few years. The number of thermostats per bin in 2023 (65 thermostats per bin avg.) slightly increased from 2022 (62 thermostats per bin avg.).

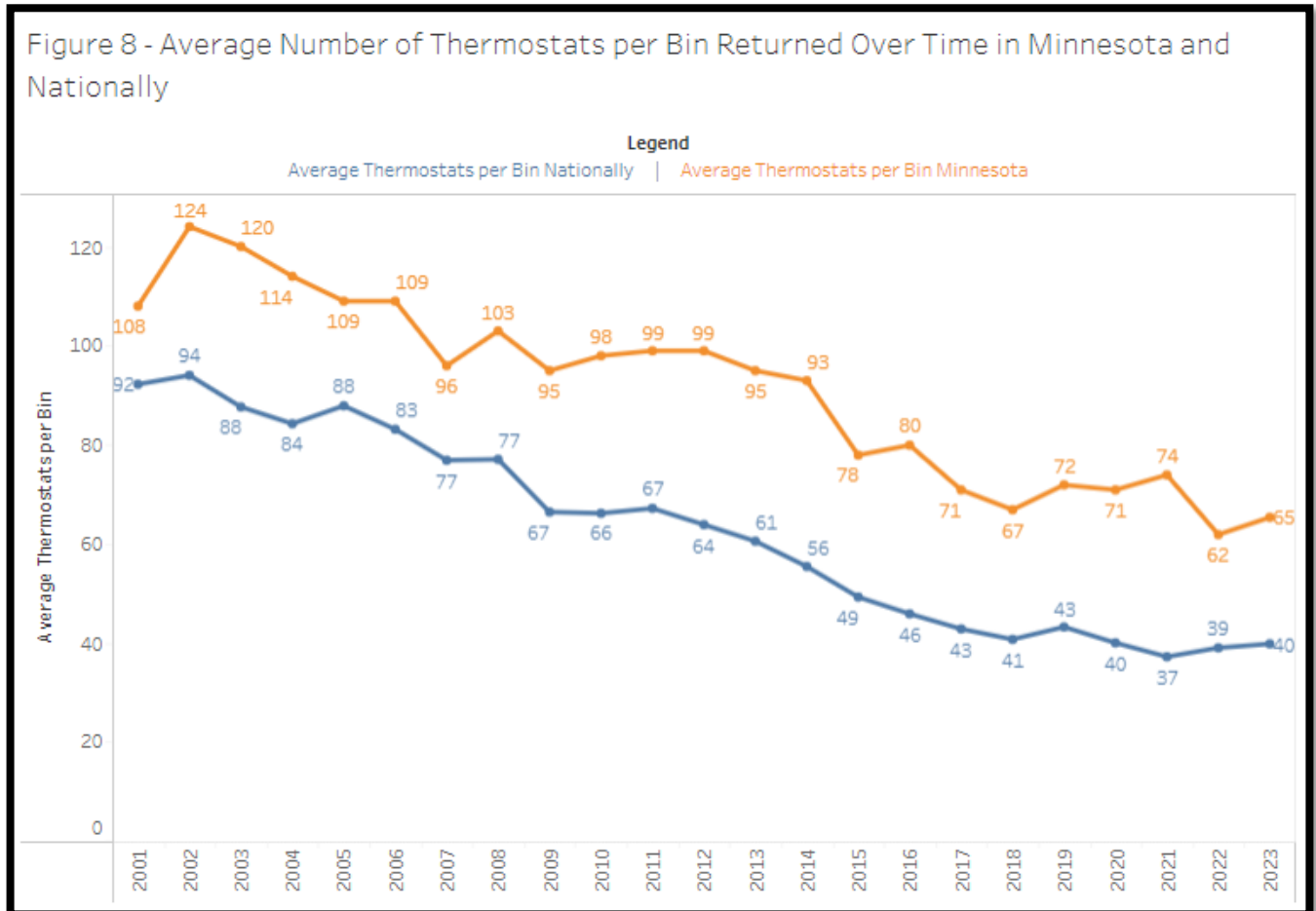
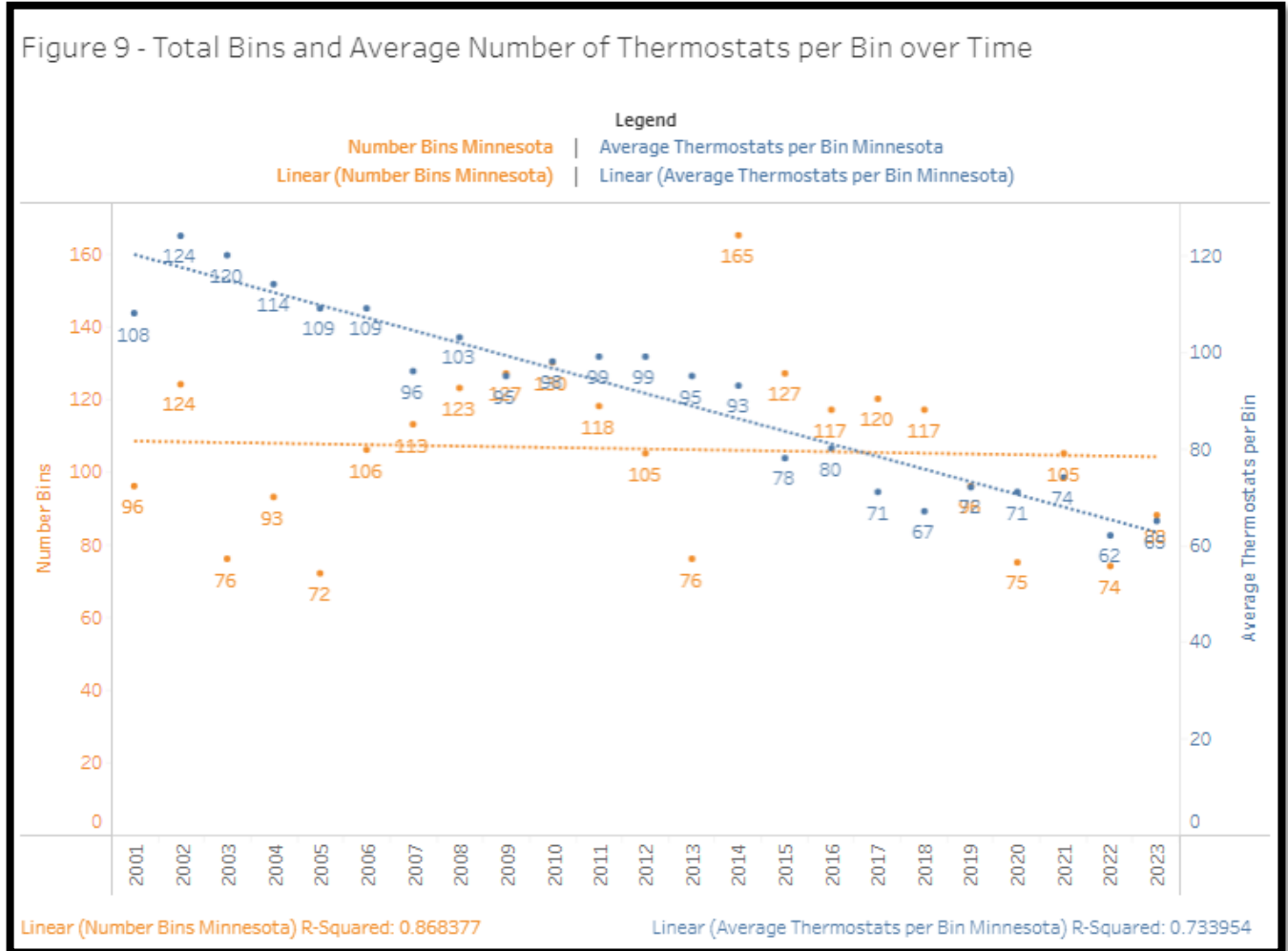
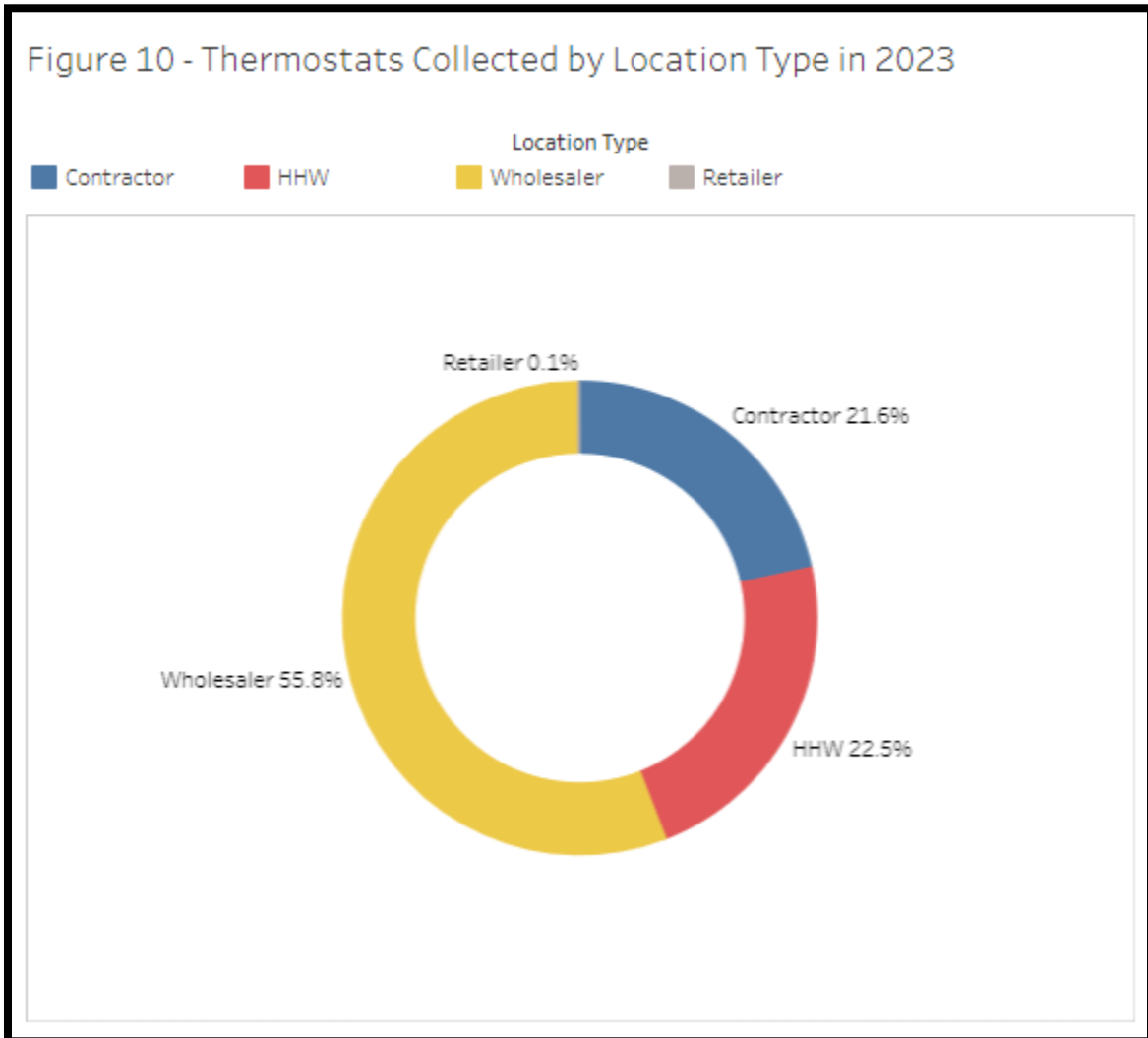


Figure 9 plots the total bins returned over time along with the average number of thermostats per bin over the same period. In general, the number of bins returned in Minnesota has fluctuated throughout the years. A negative correlation has been identified between the number of bins returned and the number of thermostats per bin.

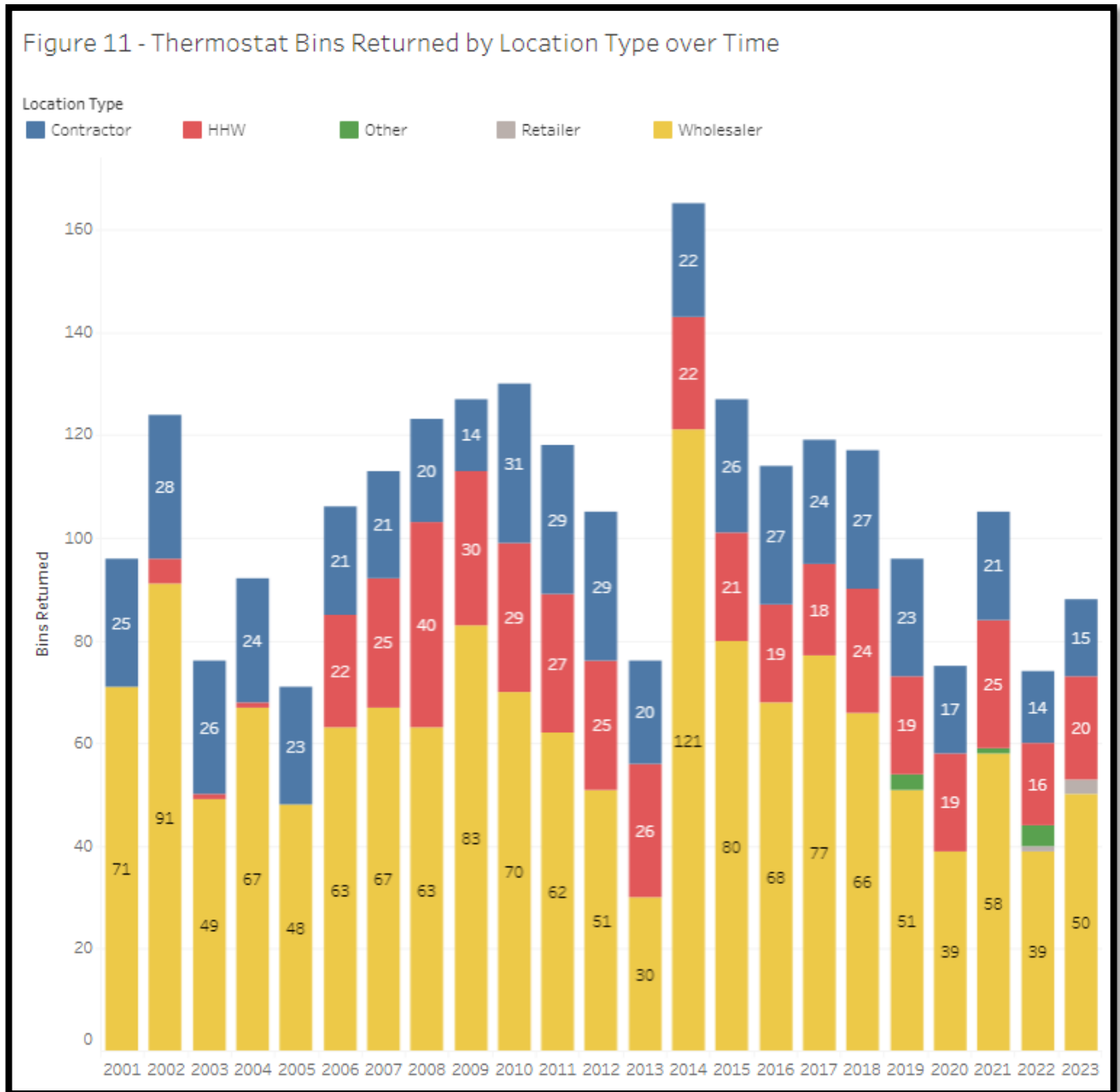


SECTION 2: Channel Partner Analysis

Section 2 of the report examines the partner locations in more detail. Approximately half of the thermostats collected in Minnesota were through wholesalers (55.8%) with the majority of remaining thermostats collected by contractors and household hazardous waste facilities. Figure 10 shows the distribution of thermostats collected by location type in 2023.



The number of bins returned in 2023 increased from 2022 levels across wholesalers, HHWs, and contractors. Figure 11 displays the change in the number of bins returned by thermostat collection type over time in Minnesota.



In 2023, 56% of Minnesota locations possessing a collection bin sent back at least one bin for recycling. The distribution is displayed in Figure 12.

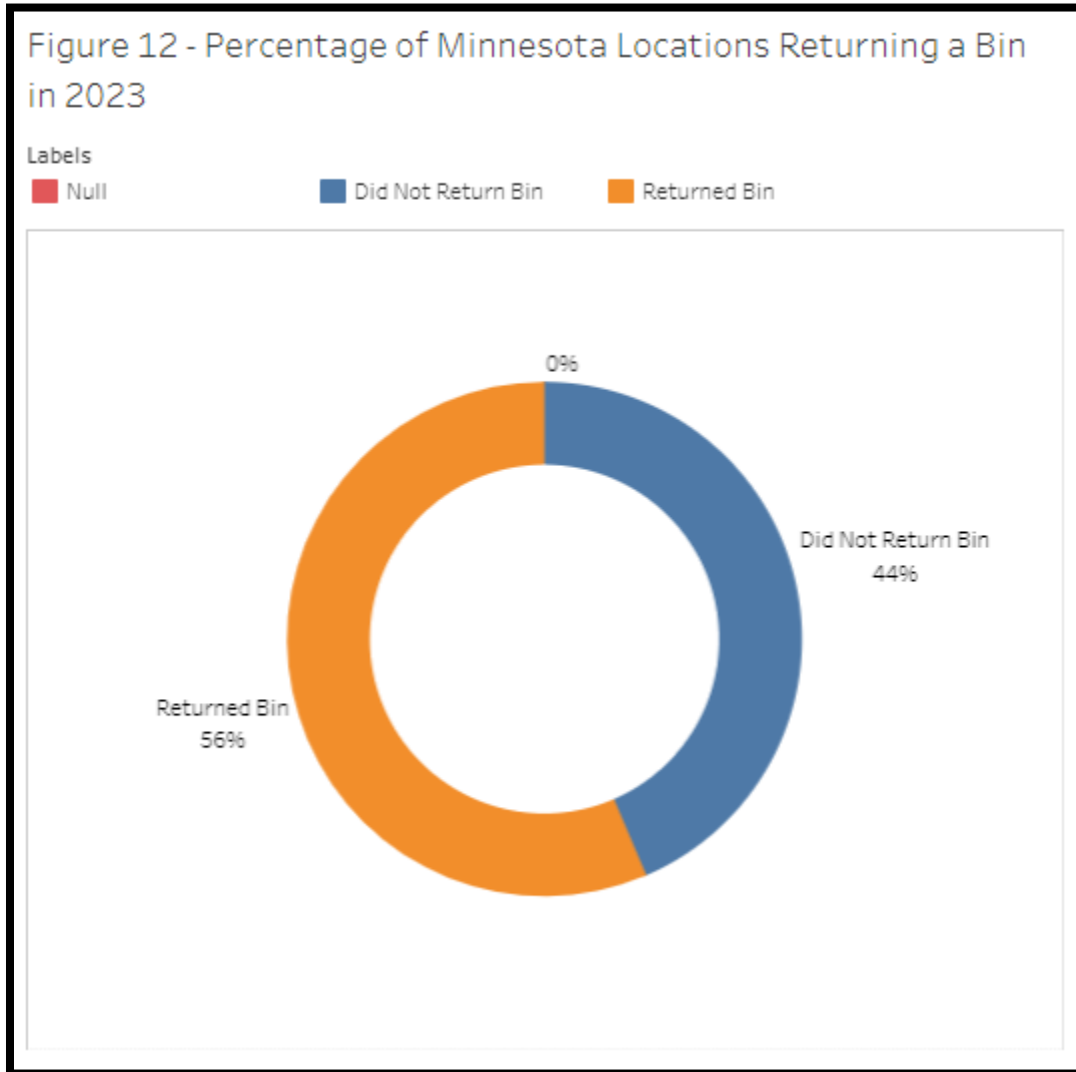


Figure 13 displays the total bins and thermostats returned by county in 2023. An analysis of the top performing counties revealed that Hennepin County (33 bins, 2,064 thermostats), Ramsey County (10 bins, 646 thermostats), and Olmsted County (8 bins, 621 thermostats) returned the greatest number of bins and thermostats in 2023.

Figure 13 - Bins Returned and Total Thermostats Returned 2023 by County

	Number Thermostats	Number Bins
Hennepin	2,064	33
Ramsey	646	10
Olmsted	621	8
Crow Wing	348	3
Washington	323	4
St Louis	256	4
Dakota	240	3
Anoka	218	3
Benton	165	1
Blue Earth	140	2
Stearns	126	2
Douglas	76	2
Carver	63	1
Chisago	43	1
Scott	36	1
Pennington	26	1
McLeod	25	1
Pine	25	1
Brown	19	1

TRC partner Johnstone Supply (810 thermostats) returned the highest number of thermostats in Minnesota in 2023, followed by Ferguson (615 thermostats), and Centerpoint Energy (526 thermostats). Apart from these locations, three program partners returned more than 300 thermostats each. Figure 14 displays the top performers in terms of total thermostats returned in 2023.

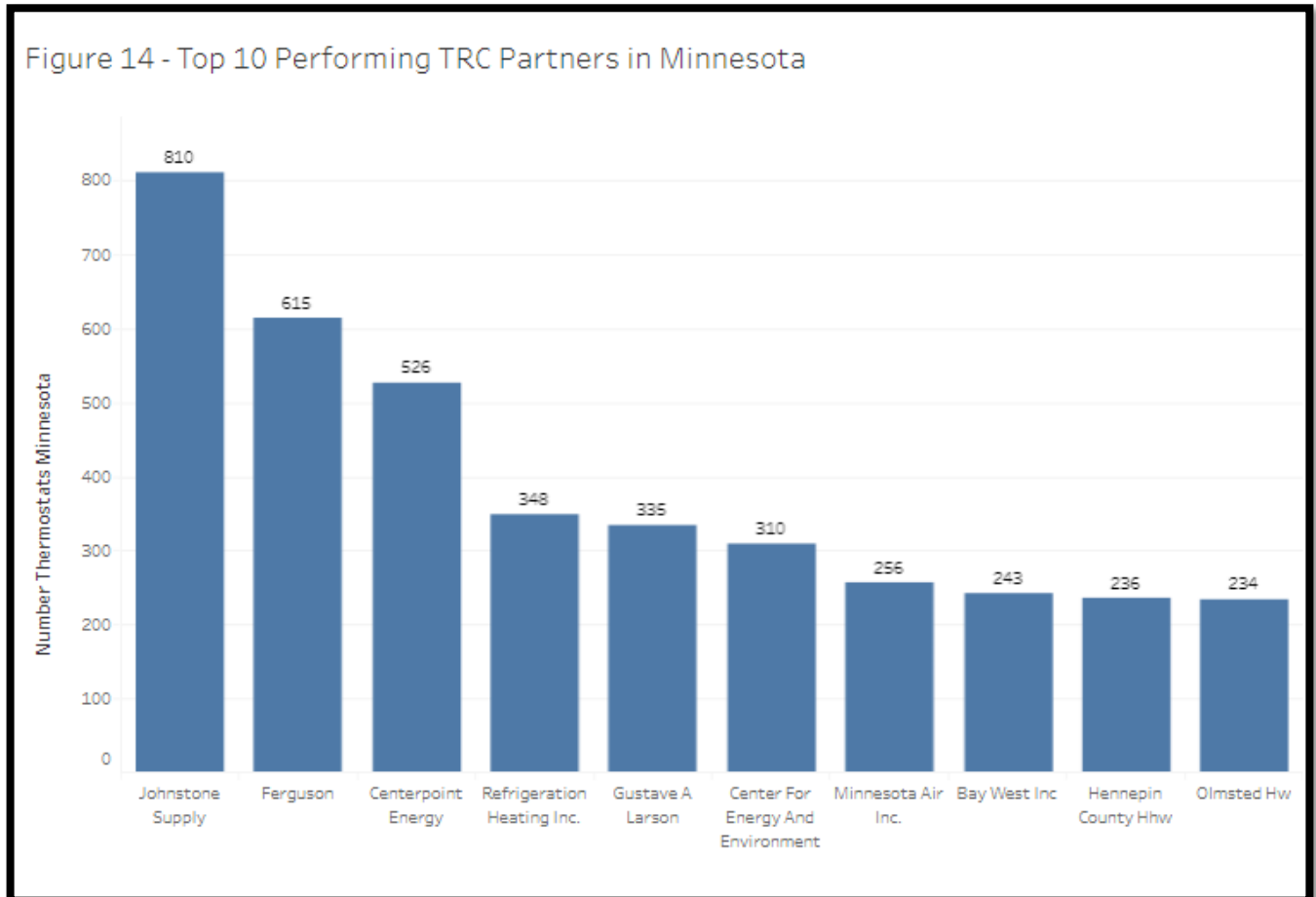


Figure 15 includes the top performers for 2023 by each of the following categories: total bins returned, total thermostats returned, and average number of thermostats per bin.

Figure 15 - Top 10 Performing Partners by Total Bins, Total Thermostats, and Average Thermostats per Bin

	Number Thermostats	Number Bins	Average Thermostats per Bin
Johnstone Supply	810	11	74
Ferguson	615	7	88
Centerpoint Energy	526	6	88
Refrigeration Heating Inc.	348	3	116
Gustave A Larson	335	5	67
Center For Energy And Environment	310	2	155
Minnesota Air Inc.	256	3	85
Bay West Inc	243	3	81
Hennepin County Hhw	236	3	79
Olmsted Hw	234	2	117

TRC conducted several activities in 2023 to increase the number of bins and thermostats returned in Minnesota. These activities included 'miss you' calls to collection locations that may not have returned a bin recently. In 2023 a total of 92 'miss you' calls were placed and 38 site visits. Figure 16 displays the relationship between the number of site visits per month, the bins returned per month, and the number of thermostats (in 100's) returned per month.

Figure 16 - Relationship Between Site Visits and Bins and Thermostats Returned Per Month in 2023

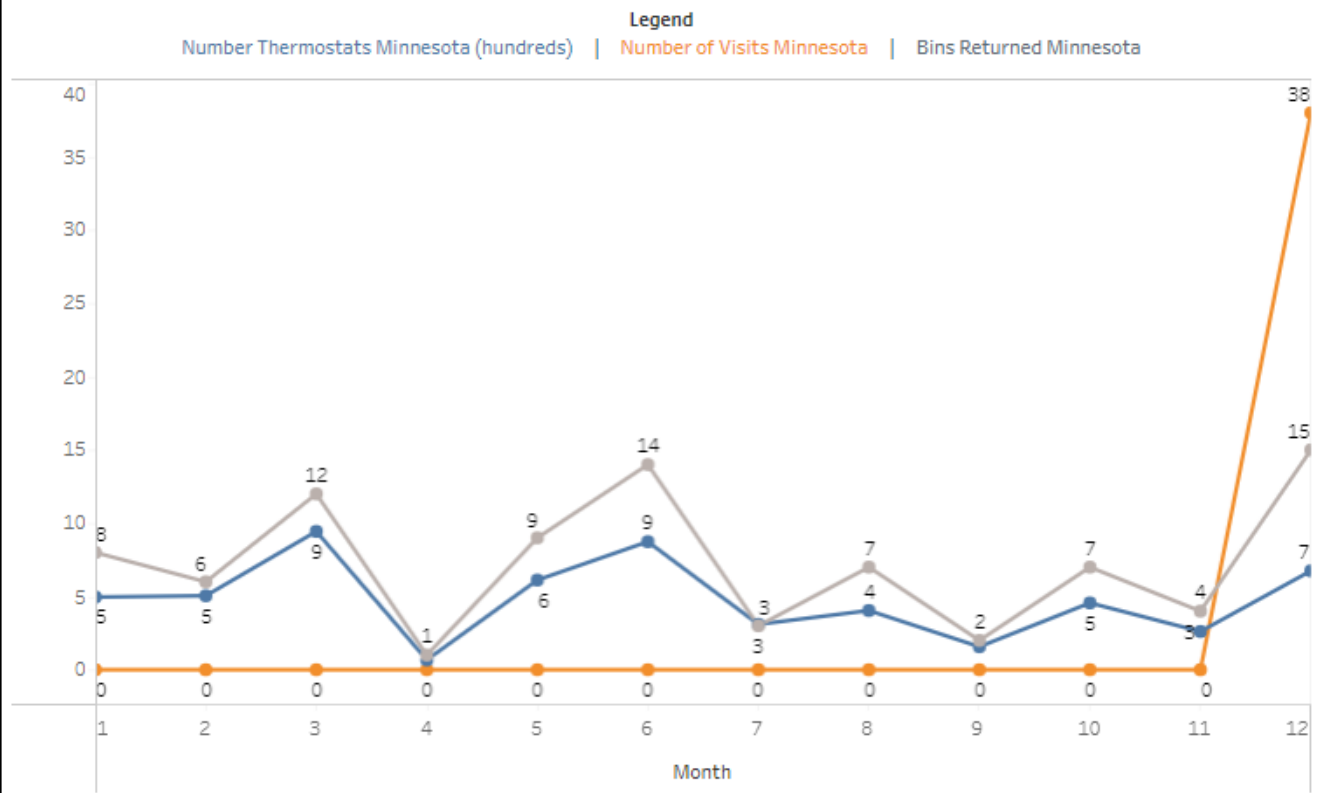
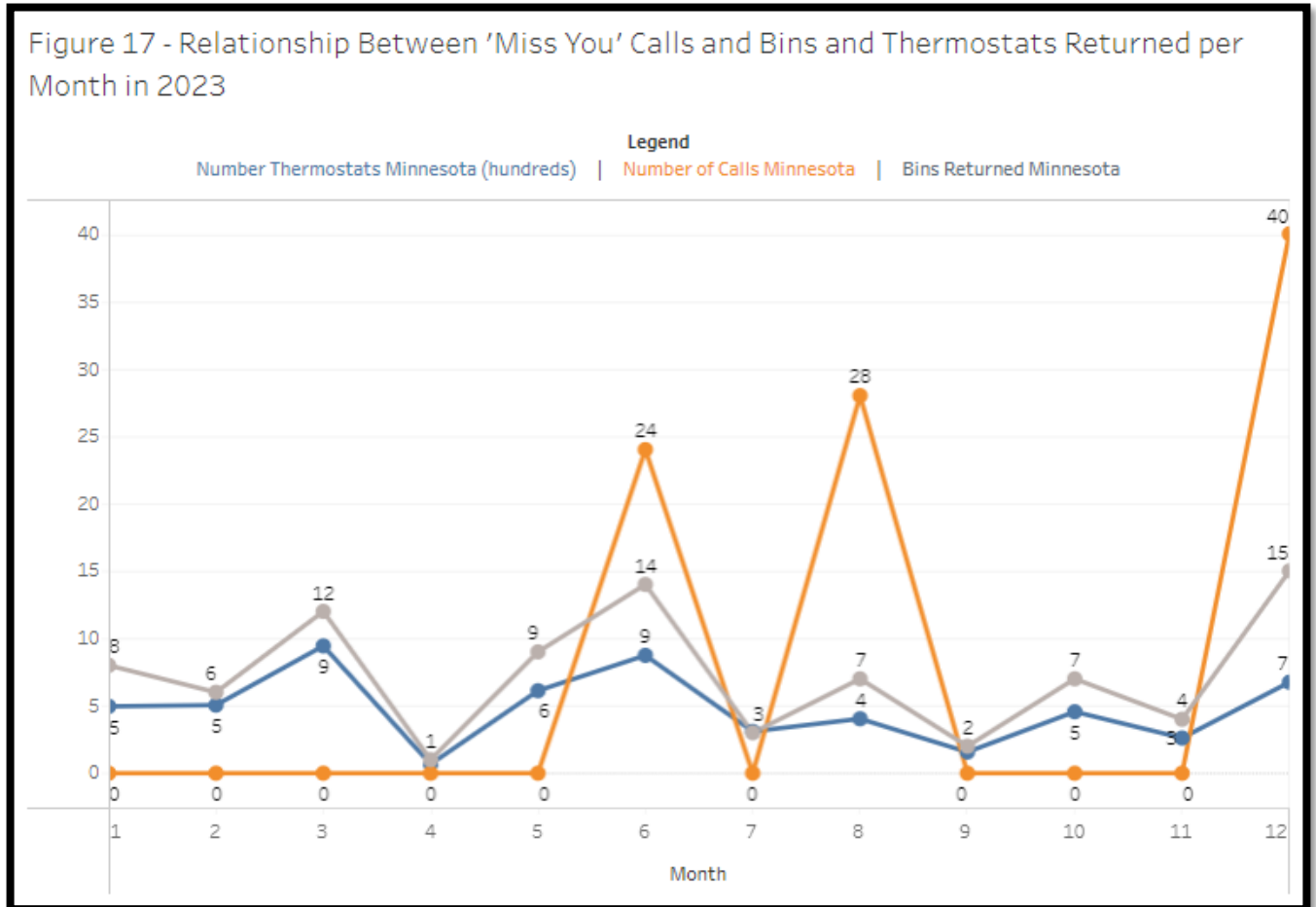


Figure 17 displays the relationship between the number of calls per month, the bins returned per month, and the number of thermostats (by 100's) returned per month.



SECTION 3: Comparisons to National and Other States' Data

To compare how the Minnesota collection partners performed in 2023, the national average for the number of bins returned per location that returned at least one bin was calculated and compared to the Minnesota average since 2012. The average number of bins does not include locations that did not return any bins in that year. It should be noted that when making comparisons, each state has different regulations, a different mix of housing types, local policies, and incentives that may have a unique impact on returns. In 2023, the average number of bins returned per location per year in Minnesota rose above the U.S. average, as shown in Figure 18.

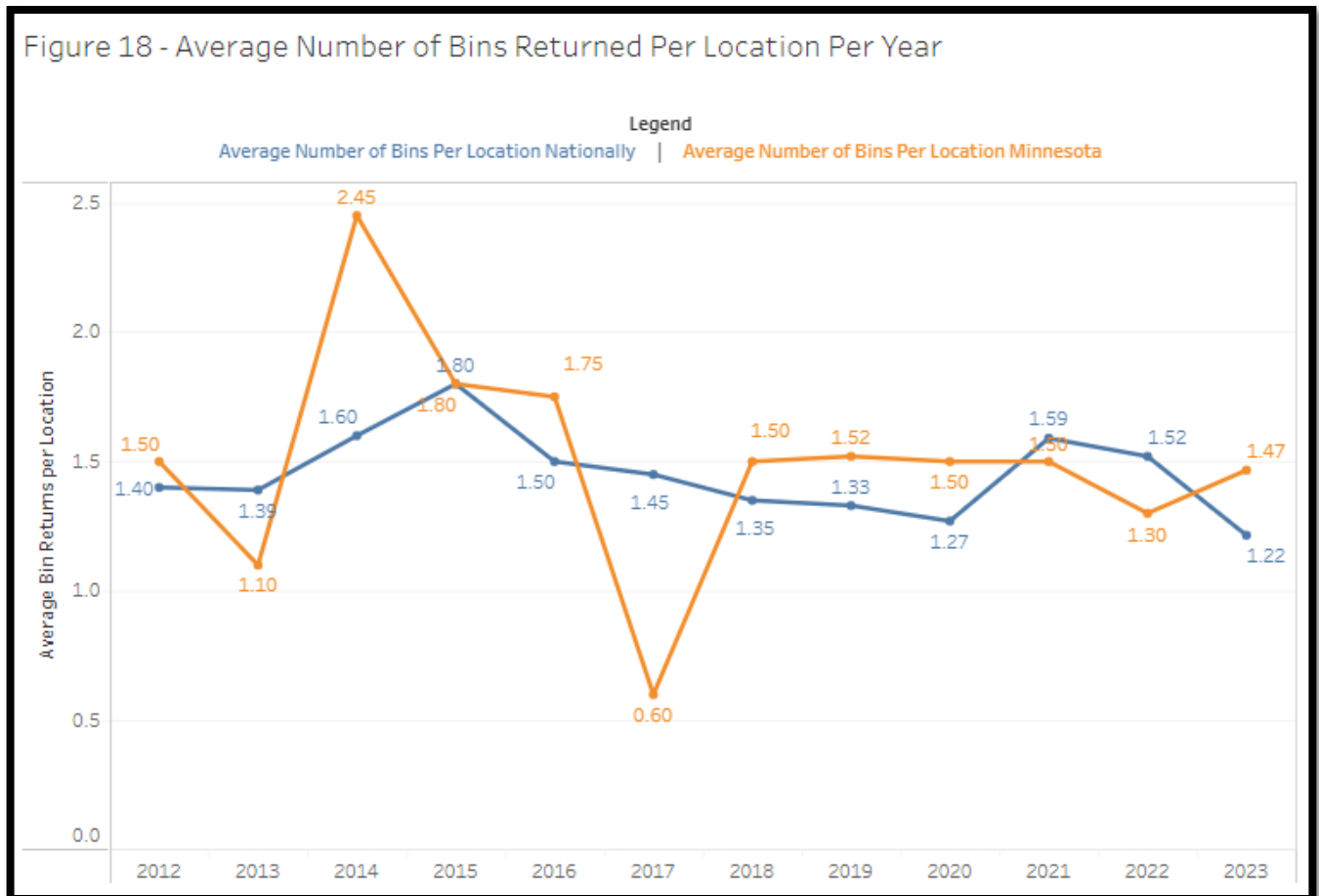


Figure 19 displays the locations in Minnesota that returned more than one bin in 2023, and Figure 20 displays the top 10 partners in the U.S. over the past 4 years in terms of the number of bins returned.

Figure 19 - Partner Locations in Minnesota Returning More than 1 Bin

2023	
Johnstone Supply	11
Ferguson	7
Centerpoint Energy	6
Gustave A Larson	5
Bay West Inc	3
Hennepin County Hhw	3
Lennox	3
Luminaire Environmental	3
Minnesota Air Inc.	3
Refrigeration Heating Inc.	3
Auer Steel & Heating Supply	2
Becker County Environmental Services	2
Center For Energy And Environment	2
Goodin Company	2
Harry Alter Co. National Excelsior	2
Kandiyohi County Hhw	2
Minvalco	2
Olmsted Hw	2
R. E. Michel Co.	2

Figure 20 - Top 10 Performing Partner Locations Nationwide in Bins Returned Last 4 Years

2020		2022	
Johnstone Supply	247	Johnstone Supply	246
R. E. Michel Co.	158	R.E. Michel Co.	157
United Refrigeration	87	United Refrigeration	80
Ferguson	72	Ferguson	46
Us Air Conditioning Distri..	56	Us Air Conditioning Distri..	43
Lennox	47	Lennox	42
Sid Harvey	36	Refrigeration Supplies Di..	42
F.W. Webb	30	Watsco	35
Wheelabrator	22	Sid Harvey	32
Rise Engineering	13	F.W. Webb	31
2021		2023	
Johnstone Supply	303	Johnstone Supply	213
R. E. Michel Co.	190	R. E. Michel Co.	113
United Refrigeration	123	United Refrigeration	86
Ferguson	69	Ferguson	59
Lennox	60	Lennox	41
Goodman Distribution	46	Goodman Distribution	33
Refrigeration Supplies Di..	39	US Air Conditioning Distributors (USACD)	33
Watsco	38	F.W. Webb	31
F.W. Webb	37	Refrigeration Supplies Distributor (RSD)	30
Us Air Conditioning Distri..	37	Sid Harvey	24

Figure 21 displays total percentage of locations that actively participated in the program (active participation defined as sending back at least one bin) in 2023, for all the states that mandate thermostat returns reporting as well as the U.S. national average for all states (reporting and non-reporting). In 2023, 56% of the locations in Minnesota returned at least one bin compared to a national average of 18%. The highest percentage of locations returning a bin in 2023 amongst states that mandate thermostat returns reporting was Rhode Island (73%).

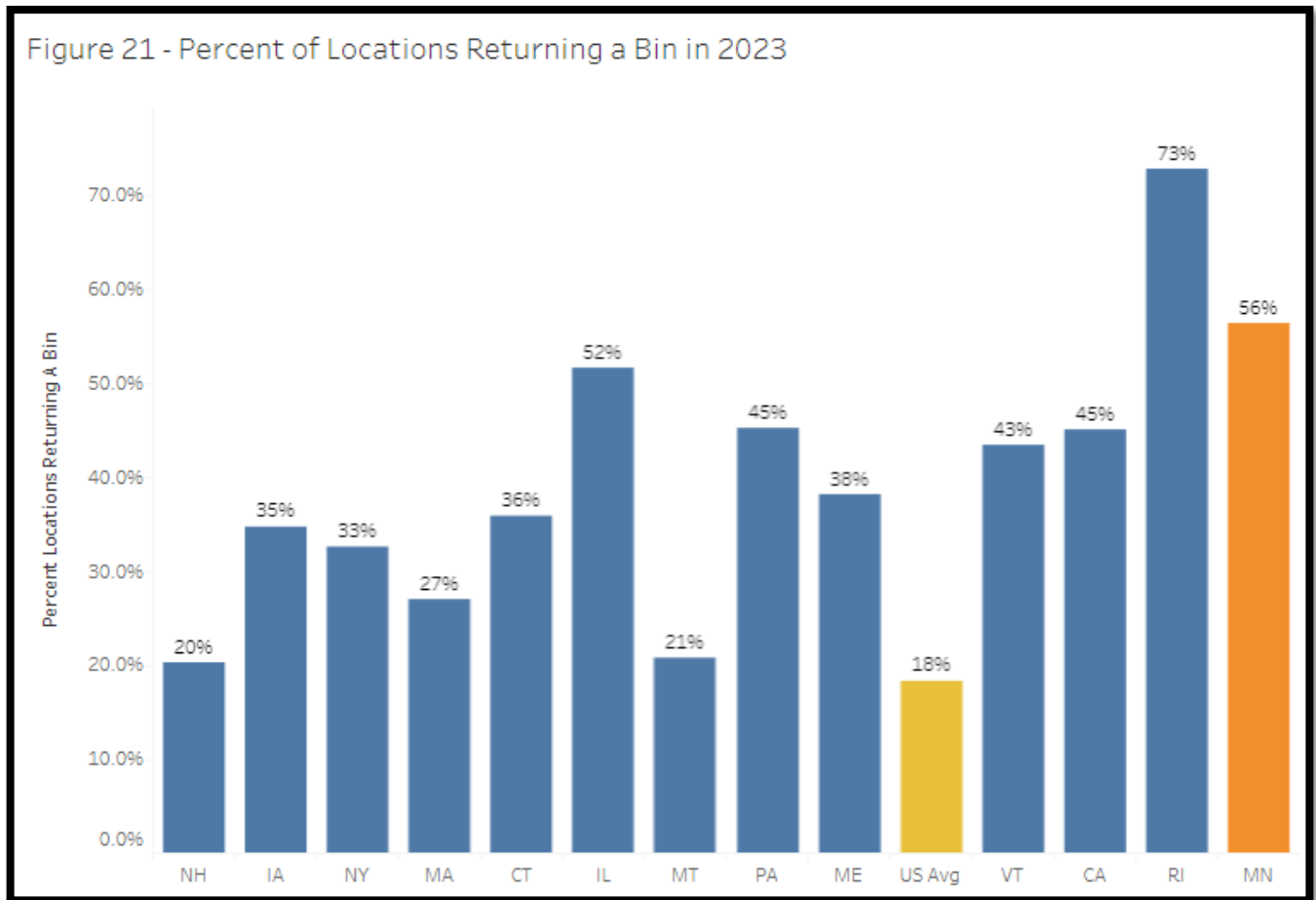


Figure 22 compares Minnesota and national rates for several analytics. These include total whole thermostats, bins, and loose switches collected, number of thermostats collected by total locations and per actively participating locations, number of thermostats per bin returned on average, equivalent average, number of mercury thermostat equivalents returned in 2023, and finally percent change in mercury thermostat conversion from 2022 to 2023. The equivalent average is an average of the number of switches in whole thermostats collected in Minnesota, and it is used to represent an equivalent number of thermostats from returned loose switches. The thermostat equivalent number includes the totals of whole thermostats returned, plus the number of thermostats estimated from loose switches. The states displayed are those that mandate thermostat returns reporting and the U.S. average is for all states that return bins (reporting and non-reporting).

Figure 22 - Comparison of States and US Average Among Several Categories

State	Whole Thermostats	Bins	Loose Switches	Thermostats returned per total # of locations with bins	Average Thermostats per bin	Average Thermostats collected per location that returned	Equivalent Average	Thermostats Equivalent in 2023	% Change over previous year
CA	5,933	318	5,188	8	19	14	1.6145	9,146	32%
CT	1,457	45	9	7	32	19	1.1764	1,465	-38%
IA	1,102	26	559	9	42	24	1.3385	1,520	-16%
IL	2,623	72	9	7	36	12	1.1575	2,631	3%
MA	5,899	84	588	18	70	63	1.1673	6,403	-23%
ME	2,538	78	1	13	33	30	1.0445	2,539	11%
MN	5,761	88	1,388	43	65	74	1.1366	6,982	-16%
NH	982	29	0	5	34	24	1.0825	982	20%
NY	2,118	80	404	4	26	12	1.2186	2,450	-44%
PA	6,086	119	1,096	18	51	39	1.3227	6,915	31%
RI	1,508	24	3	34	63	44	1.0889	1,511	-2%
VT	1,690	64	66	11	26	22	1.0964	1,750	25%
US Avg	1,382	35	456	12	40	19	1.3150	1,729	-1%

Figure 23 further compares Minnesota and national data by showing how each state ranked in each of these categories, from highest to lowest. The states compared are those that mandate thermostat returns reporting and the U.S. average is for all states that return bins (reporting and non-reporting).

Figure 23 - Comparison of States and US Average Among Several Categories, Rankings

	Whole Thermostats	Bins	Loose Switches	Thermostats returned per total # of locations with bins	Average Thermostats per bin	Average Thermostats collected per location that returned at least one bin in 2023	Equivalent Average	Thermostat Equivalents in 2023	% Change over previous year
1	PA	CA	CA	MN	MA	MN	CA	CA	MT
2	CA	PA	MN	RI	MN	MA	IA	MN	CA
3	MA	MN	PA	MA	RI	RI	PA	PA	PA
4	MN	MA	MA	PA	PA	PA	US Avg	MA	VT
5	IL	NY	IA	ME	IA	ME	NY	IL	NH
6	ME	ME	US Avg	US Avg	IA	IA	MT	ME	ME
7	NY	IL	US Avg	VT	IL	NH	CT	NY	IL
8	VT	VT	NY	IA	NH	VT	MA	VT	US Avg
9	RI	CT	VT	CA	CT	CT	IL	US Avg	RI
10	CT	US Avg	IL	CT	ME	US Avg	MN	IA	IA
11	US Avg	NH	RI	IL	NY	CA	VT	RI	MN
12	IA	IA	ME	NH	VT	MT	RI	CT	MA
13	NH	RI	NH	NY	CA	IL	NH	NH	CT
14	MT	MT	NH	MT	MT	NY	ME	MT	NY

2023 Collections by Brand

In Minnesota, Thermostat Recycling Corporation (TRC) recovered the equivalent of 6,982 mercury thermostats from 5,761 whole mercury thermostats plus 1,388 mercury switches removed from thermostats. A total of 49.2 pounds of mercury was diverted from solid waste. *Please note the explanation of the converted thermostats or thermostat equivalents below.¹ An example of the mercury ampoule is shown below.



As required by the state statute, a table of thermostat brand holders with their corresponding thermostats, the number of switches and the pounds of mercury recycled is below. It is important to note that there remain non-members whose thermostats the TRC collection program recycles. They are listed in the table as “Non-Member Brands”.

¹ A mercury thermostat contains a variable amount of mercury ampoules or “switches” attached to the subbase of the thermostat. These glass ampoules often are collected in the recycling container without the intact thermostat attached to them. TRC collects and counts these loose ampoules and recycles them. To derive the converted thermostat or thermostat equivalent, the program takes the following calculations to develop the converted thermostat or thermostat equivalent. First, TRC will count the total whole (intact) thermostats collected in the recycling bins. From these units, there is an intact ampoules count. TRC then takes the intact ampoules divided by the whole (intact) thermostats or otherwise known as the conversion ratio. After the conversion ratio is calculated, TRC will multiply the loose mercury switches by the conversion ratio. Lastly, we add this result to the whole (intact) thermostats to produce the converted thermostats or thermostat equivalents.

Brand Holder	Thermostats	Count Switches	Pounds of Mercury
Bard Manufacturing Corporation			
Burnham Holdings, Inc			
Carrier Corporation			
Chromalox			
Climate Master, Inc.			
Crane Company			
Daikin Applied			
Dwyer Instruments			
ecobee			
Emerson Electric Corporation/White Rodgers	247	251	1.5562
Empire Comfort Systems			
General Electric Corporation	3	8	0.0496
Goodman Global	1	2	0.0124
Honeywell Home	5420	6165	38.223
Hunter Fan Company			
ITT Corporation	6	6	0.0372
Lennox International Inc.	11	24	0.1488
Marley-Wylain Company			
Nest			
Nortek Global HVAC			
Rheem Manufacturing Company	1	2	0.0124
Schneider Electric (Invensys Controls)	44	46	0.2852
Taco Comfort Solutions			
TPI Corporation			
Trane Residential Systems	21	37	0.2294
Uponor, Inc.			
W. W. Grainger			
York/Johnson Controls			
Non-Member Brands			
Sears Holdings	2	2	0.0124
STLPC Corporation (f/k/a Lux Products Corporation)	5	5	0.031
NOM (Manufacturer not identifiable)			
Loose Switches	0	1388	8.6056
Total	5,761	7,936	49.20

2023 Summary of the Program Expenses

Below is a summary of program expenses for the Minnesota collection program in 2023. 2023 program expenses (reported in the annual report) are unaudited and are for management purposes only. Prior to submittal of this annual report, the expenses were reviewed by Kellen Company.

Program Component	2022	2023	Difference
Direct Expense for Marketing & Outreach	\$ 2,335.49	\$ 3,573.00	\$ 1,237.51
Incentive/Promotional Payments	\$ -	\$ -	\$ -
Legal	\$ -	\$ -	\$ -
New Collection Containers	\$ -	\$ -	\$ -
Recycling Costs	\$ 16,172.90	\$ 24,561.46	\$ 8,388.56
Travel	\$ -	\$ -	\$ -
TRC Staff & Administration	\$ 1,000.00	\$ 275.00	\$ (725.00)
Total Expenses	\$ 19,508.39	\$ 28,409.46	\$ 8,901.07

2023 Education and Outreach

Direct Marketing (Email, Mail, Other Communications)

Current Collection Locations

Small Pails and Green Bins

In 2023, TRC shipped 58 small pails to collection points around the country. We also shipped 374 new green bins. In comparison, the program shipped 201 new green bins in 2022 and 76 small pails². Collection locations either requested the new pail when they signed up to participate in the program or chose to switch out their bin with a pail due to decreased collections. The large green bins which have been the staple of the program continued to be replenished as they were returned for processing. Because the containers are reused and bar coded, we anticipate that the request for new containers will decrease as the program continues.

- Of the totals provided, TRC shipped zero new small pails and 10 new large bins in the state.

Collection Location Outbound Phone Calls

Our outbound phone calls have been branded internally as the “Miss You Call” process. These calls promote collection container returns and serve as a reminder to locations that have not returned any thermostats. TRC allocates these “miss you calls” to collection sites that have not returned a container in over a year. These calls serve as a friendly customer service check to see if any of the program materials need to be replenished or if missing containers need to be replaced. In total, the program called 1,432 current collection locations in 2023, compared to 1,922 in 2022. The decline in the number of calls completed is a positive sign that more locations were returning a bin without being prompted in 2023, and therefore did not require a “Miss You Call”.

- Completed 92 calls to encourage shipping the recycling container compared to 97 a year prior. A copy of the locations called can be found in the Appendix.

² New bin orders coincide with accounts that open new stores, move or lose their existing containers.

Collection Location Postcards

Postcards are sent to all locations that have not returned a container in the past year. These postcards serve as a reminder to locations and assist with updating addresses in the database. In 2023, TRC mailed 10,204 postcards.

- Mailed 282 reminder postcards compared to 302 a year prior.

Collection Location Emails

TRC emailed locations three weeks after receiving a postcard to encourage them to directly ship the recycling container. These emails contain step-by-step instructions for shipping and direct contact information for missing shipping labels or further questions. In 2023, TRC emailed 2,953 locations.

- Emailed 39 collection locations three weeks after receiving the reminder postcard to ship their container.

Collection Location Site Visits

Throughout the year, our team completed 426 site visits in numerous states. The purpose of site visits is to inform the location of the requirements of participation, what specifically the statute requires of them, assist with shipment of the recycling container, and to answer any questions they may have. We often gather valuable information during the site visit which is used to enhance TRC's outreach and update the database with current contact details.

- Visited 38 collection locations compared to zero in 2022. A copy of the sites visited can be found in the Appendix.

HVAC Industry

The HVAC industry is our most productive and most engaged channel for recycling mercury containing thermostats. We consider this industry to be the manufacturers, wholesale distributors, and contractors which are intimately involved with the recovery of mercury thermostats. TRC took the following actions:

- Continued the "Banish Mercury Off the Planet" (BMOP) Competition encouraging all HARDI wholesalers to compete through collections. Included direct marketing to over 17,000 individual HARDI members.

- The annual competition recovered 194 pounds of mercury from 154 HVAC wholesalers. More than 300 branch locations returned collection bins during the contest period.

2023 bmmop

BANISH MERCURY OFF THE PLANET

- Ran Subway \$5 gift card promotion with Gustave A. Larson locations 11/15/2023-12/31/2023

TWO WORDS:
FREE. SANDWICH.

RECYCLE 5 MERCURY THERMOSTATS
TO RECEIVE A \$5 GIFT CARD TO
SUBWAY

Thermostat Recycling
CORPORATION

GUSTAVE A. LARSON
EXTRAORDINARY SERVICE. INNOVATIVE SOLUTIONS.

While supplies last. 11/15/23 - 12/31/23. No purchase necessary. Max 5 gift cards per customer, per day.
This promotion is NOT affiliated with, endorsed, or sponsored by SUBWAY®.
Visit thermostat-recycle.org/Gustave for more details.

Waste Related Sector and Household Hazardous Waste (HHW) Industry

The waste-related sector remains an important sector for TRC to target individuals and those residents performing DIY thermostat installations. These attempts were to gain new collection locations, form better relationships with the audience and raise overall awareness of the TRC program. As a result of these learnings, TRC took the following actions:


- Scoured google alerts for HHW events to target phone call or email outreach to encourage them to use the program. Sent 21 emails to facilities, offering a free container.
- MassRecycle Podcast featured TRC on their podcast in August of 2023. [Episode 42: Demolition vs. Deconstruction: Careful Practices for a Sustainable Future - MassRecycle](#)

Advertising and Awareness


Website

This past year, we experienced better statistics around website traffic and visitors, which will be detailed below. To keep the website fresh, blogs and press releases are posted monthly and shared with our many stakeholders.


Latest News




Ten Bin Club Members
December 2023
Posted December 31, 2023



A Note of Thanks for Those
Who Keep the Environment
Safer
Posted December 18, 2023



Johnstone Supply,
Refrigeration Sales Corp. and
Sigler Wholesale Distributors
Take Top Honors in Banish
Mercury Off the Planet
Contest
Posted December 4, 2023



A Cornucopia of Thermostat
Facts
Posted November 20, 2023

[VIEW ALL NEWS](#)

Earned Media

MONTH	MEDIUM	EARNED MEDIA
August	Podcast	MassRecycle Podcast featured Thermostat Recycling on Episode 42: Demolition vs. Deconstruction

Press Releases

MONTH	RELEASE
February	Thermostat Recycling Corp.'s Collections Decrease as Fewer Mercury-Containing Thermostats Remain to be Collected
February	Thermostat Recycling Corp. Promotes Danielle Myers to Executive Director
April	Thermostat Recycling Launches Banish Mercury Off the Planet Contest
May	Thermostat Recycling Corp.'s Recycling Program Sees Small Decline
August	R.E. Michel Leads TRC's Banish Mercury Off the Planet Contest
October	Oct. 24 is Recycle Your Mercury Thermostat Day
December	Johnstone Supply, Refrigeration Sales Corp. and Sigler Wholesale Distributors Take Top Honors in BMOP Contest

Blogs

MONTH	BLOG
February	Walking the Path
April	The Upside of Decline
May	The Importance of Our "Other" Collection Locations
May	A Quicksilver Thriller for TRC Supporters
June	Green PR Tactics: Recycling Mercury Thermostats for HVACR Contractors & Wholesalers
July	Corken Steel Products: A Commitment to Sustainable Recycling Thermostats
August	TRC Embarks on a Modern Advertising Transformation
October	Oct. 24, Recycle Your Mercury Thermostat Day: A PR Bonanza for Contractors
October	Oct. 2023: A Dual Celebration
November	A Cornucopia of Thermostat Facts
December	Johnstone Supply, Refrigeration Sales Corp. and Sigler Wholesale Distributors Take Top Honors in Banish Mercury Off the Planet Contest

Print Advertising

ACHR News

Field Served: All branches of the air conditioning, heating and refrigeration industry (residential, commercial, and industrial) including contractors, dealers, distributors, wholesalers, manufacturers, consulting engineers and architects, public utilities, government agencies and associations, exporters and importers, industrial and commercial buyers and users, libraries, schools, students and others allied to the field.

- Advertisement Specs: Six 2/3 page, 4c
- Circulation: 27,380 (National)
 - Minnesota: 533
- Issues
 - January 2023
 - February 2023
 - March 2023
 - May 2023
 - September 2023
 - November 2023

HVACR Business

Field served: commercial, residential and industrial contractors and distributors in the heating, cooling, ventilation and refrigeration industries.

- Advertisement Specs: Three 1/2 page, 4c
- Circulation: 31,500 (National)
 - New England: 1,565
 - Middle Atlantic: 4,017
 - East No. Central: 5,638
 - West No. Central: 2,959
 - South Atlantic: 6,712
 - East So. Central: 1,771
 - West So. Central: 3,475
 - Mountain: 1,895
 - Pacific: 3,349
- Issues

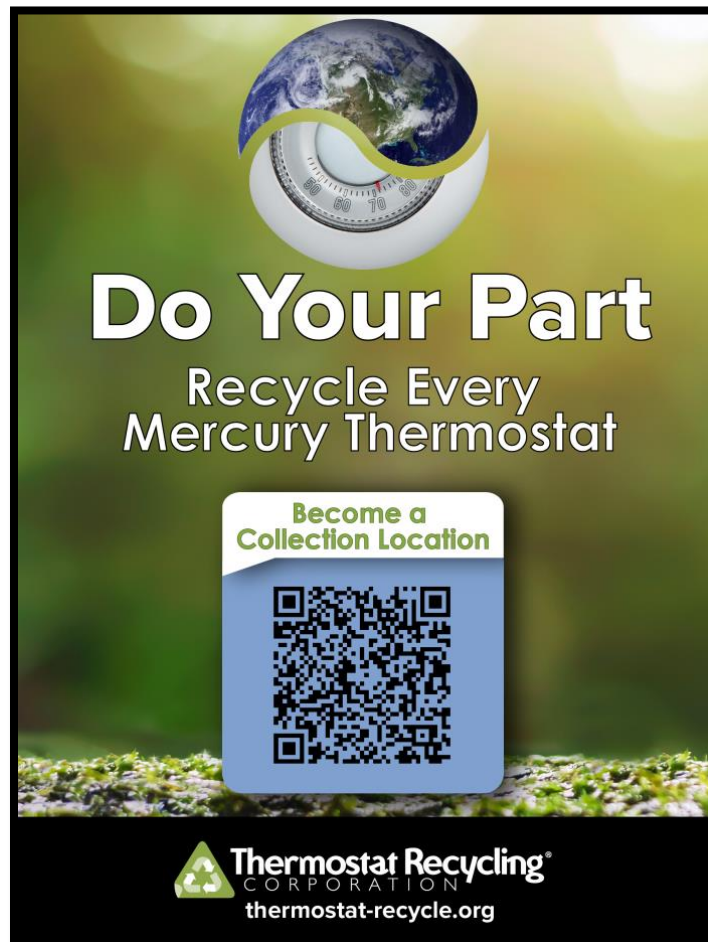
- April 2023
- August 2023
- September 2023
-

NHAMMA NewsWatch

Field served: Biweekly e-newsletter distributed to 388 subscribed municipal hazardous waste professionals. The digital newsletter includes updates/news on hazardous materials and hazardous materials waste handling and recycling, and more.

- Advertisement Specs: 6-month campaign of Ad Zone 3 Product Showcase, 580x150 with 5-word max Headline and 50-word description + 1 URL
- Impressions: 2,101 (Avg: 350)
- Clicks: 25 (Avg: 4)
- Click-Through Rate: 1.19% (Avg: 1.19%)

Advertisement Samples



The advertisement features a green background with a blurred natural scene. At the top center is a graphic of a globe with a white thermostat dial overlaid on it, showing a yellow temperature line. Below this, the text "Do Your Part" is written in large, bold, white letters, followed by "Recycle Every Mercury Thermostat" in a smaller white font. In the center, there is a blue rectangular box with a white header that says "Become a Collection Location" in green. Below the header is a large black and white QR code. At the bottom of the advertisement, there is a black bar containing the Thermostat Recycling Corporation logo (a green recycling symbol) and the text "Thermostat Recycling CORPORATION" and "thermostat-recycle.org" in white.



Calling all TRC/HARDI Wholesale Members. It's time for the annual BMOP competition!

Return your filled recycling containers from May 1 - October 31 to compete.

Learn more at thermostat-recycle.org/bmop



Do Your Part
Recycle Every Mercury Thermostat



Advertisement



Do Your Part!
Recycle Every Mercury Thermostat



Recycle Mercury Thermostats for Free

Promoted by TRC
Help preserve the environment by properly disposing your mercury thermostats. The Thermostat Recycling Corporation (TRC) is a non-profit stewardship organization that maintains 3,400+ collection locations nationwide. We accept all brands of wall-mount mercury thermostats and assume all recurring shipping and processing costs. Click below to get your free container. [Learn More](#)

Digital Summary

This report summarizes all digital efforts in spreading TRC’s message to audience members in Minnesota in 2023 – including search engine optimization (SEO) and digital advertising. Digital advertising included search engine marketing (SEM) ads through Google Performance Max; social media ads through LinkedIn; and programmatic ads through StackAdapt.

Search Engine Marketing (SEM) Ads

As part of search engine marketing (SEM), Google Ads is a digital advertising platform where advertisers can bid on search terms (or keywords) to have informational ads displayed, where ads appear alongside search results. This campaign targets people most likely to be interested in relevant content by driving traffic to various pages on the TRC website. TRC has developed a search campaign to align with terms searched by individuals related to thermostats, mercury, mercury recycling, thermostat replacement, etc.

Quantitative Results

A quantitative summary of SEM ad performance for Minnesota in 2023 is detailed below, with a comparison to 2022.

Metric	2023	2022
Impressions	50,439	4,240
Clicks	2,163	211
Clickthrough Rate (CTR)	4.29%	4.50%
Cost per Click (CPC)	\$0.05	\$2.65
Conversions (Find a Location, Form Downloads)	17	5

Notes

- Impressions: Number of times ads were served to viewers.
- Clicks: Number of viewers who clicked on ads
- CTR: Click-through-rate, calculated by the number of clicks divided by the number of impressions.
- CPC: Average amount paid for each click.

Search Engine Optimization (SEO)

Search Engine Optimization (SEO) is the process whereby a website is optimized through original content and on-site coding tactics to increase its chances of appearing near the top of “organic searches.” An organic search is one that appears “naturally” in a search engine like Google or Bing. In other words, an organic listing is not ranked through paid search.

Organic traffic to a website typically brings visitors who stay longer, and visit more pages, on average.

In 2023, organic search traffic for all states brought 2,069 users to the TRC website. By comparison, 806 users were attributed to organic search over the same time period in 2022.

Social Media and Programmatic Ads

Through social media and programmatic advertising, advertisers can attract large audiences on the platforms they use for social networking and website browsing. This campaign targets people with relevant interests and drives them to various pages on the TRC website. For these ads, audiences on the various platforms were subdivided into various categories, as shown in the quantitative results table below.

Below is the overall performance for Minnesota in 2023 for each target audience and platform.

Audience	Platform	Impressions	Clicks	CTR	Conversions (Find a Location)	Conversions (Large Bin Order Form)	Conversions (Small Pail Order Form)
Consumer	StackAdapt	298,778	2,822	0.95%	-	-	-
Contractor	LinkedIn	124,736	1,693	1.36%	-	-	-
TOTAL:		423,514	4,515	1.16%	-	-	-

Digital Qualitative Analysis

Through paid digital advertising, TRC’s various messages were shown nearly over 400,000 times to audience members in Minnesota. Of those over 400,000 times, over 7,000 users were acquired to the website – where 17 conversions occurred. Audience members most likely to take an action from our ads were consumers through Google Performance Max ads. In terms of search engine optimization, there was an increase in measured organic website traffic from 2022 to 2023, a result of ensuring Google crawlers were allowed on all pages of the website.

Note: 2023 included a mandatory transition from Google Analytics Universal Analytics (UA) to Google Analytics 4 (GA4); as a result, some data in the report on SEO may look different from years previous.

2023 Trade Shows, Conferences, and Presentations

Date	Show	Location
February		
6-8	AHR Expo	Atlanta, GA
March		
21-23	Better Buildings by Design	Burlington, VT
December		
3-7	HARDI Annual Conference	Phoenix, AZ

2024 Program Modifications

Thermostat Recycling Corporation's 2024 Goals

TRC continues to set high-level annual goals for the organization. These goals assist in decision making and prioritization of activities. For the calendar year 2024, TRC plans to focus on:

- Continuing to fulfill state statutory requirements, agreements, and other arrangements for regulatory compliance.
- Focusing on education and awareness tactics geared toward homeowners and HVAC industry professionals.

Thermostat Recycling Corporation's Planned Tasks

In addition to the above goals, TRC set specific tasks on which we plan to focus. Completion of these tasks aid in the organization's overall goals.

- Roll-out public releases throughout the year.
- Survey national HVAC professionals.
- Continue the program's operational activities such as outbound phone calls, mailing reminder postcards, and visiting sites. Use collection data trends to target these initiatives.
- Attend trade shows and conferences when applicable. Look for speaking opportunities at attended events.



2023 MINNESOTA ANNUAL REPORT

Thermostat Recycling Corporation Headquarters
529 14th Street, NW, Suite 1280 | Washington, DC 20045
1-888-266-0550

www.thermostat-recycle.org

Questions about this annual report?

Contact:

Danielle Myers, Executive Director

(P) 212.297.2105

(E) danielle.myers@thermostat-recycle.org

All state specific annual reports are posted on our website at the following weblink:

<https://thermostat-recycle.org/program-info/state-reports/>

Recycle every mercury thermostat, every time.

APPENDICES

How Mercury Thermostat Waste is Handled

Tax Return 990

2023 Miss You Calls

2023 Site Visits

2023 Collection Location Summary Report

2023 Collection Location Bin Receipt



529 14th Street, NW, Suite 1280 | Washington, DC 20045 | thermostat-recycle.org

HOW MERCURY THERMOSTAT WASTE IS HANDLED

WASTE MERCURY-ADDED THERMOSTAT MANAGEMENT THROUGH VEOLIA ES TECHNICAL SOLUTIONS, LLC.

TRC containers with waste mercury-switch thermostats are received at a fulfillment/inventory center in Port Washington, Wisconsin (WIR000130591). The facility is owned and operated by Veolia ES Technical Solutions, L.L.C. (Veolia) under contract with TRC.

All recycling containers, including pails and bins are received at the loading dock and sent to the TRC inventory room. The container and plastic liner are opened and the contents are identified, sorted, and tallied. The following data is recorded for each bin returned and processed: bin number, business name (location name), city, state, zip code, date returned, number of thermostats and mercury switches by manufacturer and any non-conforming material.

The containers are returned to the location that sent it in with a new prepaid address label within 3 weeks of receipt. The thermostats are stored and staged in a plastic lined carton in a storage area for final processing. The containers are dated and processed in order received, first in-first out.

The thermostats and any loose bulbs collected from the containers are consolidated into a special 55-gallon drum which is labeled and dated according to regulations. The drum is sealed with a band and is only opened when contents are being added to it. Special negative pressure venting assures any fumes are captured and vented when the drum is opened.

The 55-gallon drum is then shipped to Veolia's mercury recovery facility (WID988566543) for final processing of the mercury ampules (switches). Veolia Environmental Services meets or exceeds all local, state, federal and EPA regulations for the management of the product.

The containers are returned from the storage area to the mercury recovery processing area to have the mercury bulbs removed from the plastic housing. Universal Waste Regulations require the recycling and disposal of waste within 12 months of acceptance at the processing facility.

Small quantities of thermostats are removed from the container, which is then closed again. The bulbs are removed from the thermostats and placed into processing vessel at the work station. Once the processing vessel is full, the vessel is loaded into the mercury recovery retort oven.

If a bulb breaks and the mercury spills, the work area is designed to contain the spillage and the operators are trained in the clean-up and disposal of mercury. The TRC inventory

and processing areas are equipped with special mercury vacuum cleaners and the work area is vacuumed at the end of the work day to ensure that any spillage is cleaned up and not left to evaporate.

Veolia meets or exceeds all local, state, federal and EPA regulations for the management of the product. The mercury recovery facility and process are permitted by the Wisconsin Department of Natural Resources. Veolia's approvals for mercury recovery/recycling include:

- EPA - identification WID988566543
- Hazardous Waste Storage License #6008
- Hazardous Waste Treatment License (Mercury Recovery Operations) #4585
- Air Operation Permit #246076050-S01
- Storm Water General Permit #WI-S067857-4

In addition to the regulatory permits, both Veolia Port Washington facilities have developed and maintain management systems in accordance with ISO 14001-2004, OHSAS 18001-2007, and Responsible Recycling (R2:2013) Practice. All persons who handle mercury thermostats as part of the TRC operation receive training in the handling of Hazardous Waste and Universal Waste.

The mercury containing ampules are retorted at Veolia's Port Washington Mineral Springs facility. The mercury is removed during the retort process. The post retort debris consists of broken glass ampules. The debris is tested for residual mercury to document the removal of the mercury to levels below the US EPA Land Disposal Restriction (LDR) levels. The debris is then disposal of as a non-hazardous solid waste at Advanced Disposal Glacier Ridge Landfill, LLC in Horicon, Wisconsin.

Return of Organization Exempt From Income Tax

Form 990

Under section 501(c), 527, or 4947(a)(1) of the Internal Revenue Code (except private foundations)

2022

Department of the Treasury Internal Revenue Service

Do not enter social security numbers on this form as it may be made public.

Go to www.irs.gov/Form990 for instructions and the latest information.

Open to Public Inspection

A For the 2022 calendar year, or tax year beginning and ending

B Check if applicable: C Name of organization: THERMOSTAT RECYCLING CORPORATION D Employer identification number: 54-1830284 E Telephone number: 212-297-2105 G Gross receipts \$: 4,916,436. H(a) Is this a group return for subordinates? H(b) Are all subordinates included? I Tax-exempt status: J Website: WWW.THERMOSTAT-RECYCLE.ORG K Form of organization: L Year of formation: 1996 M State of legal domicile: DE

Part I Summary

Table with 3 columns: Description, Prior Year, Current Year. Rows include: 1 Briefly describe the organization's mission... TO PROMOTE THE SAFE COLLECTION AND PROPER DISPOSAL OF MERCURY-CONTAINING THERMOSTATS. 2 Check this box if the organization discontinued its operations... 3-7a Governance metrics. 8-12 Revenue. 13-19 Expenses. 20-22 Net Assets or Fund Balances.

Part II Signature Block

Under penalties of perjury, I declare that I have examined this return, including accompanying schedules and statements, and to the best of my knowledge and belief, it is true, correct, and complete.

Signature of officer: DANIELLE MYERS, OPERATIONS AND COMPLIANCE MANAGER. Preparer: JEFFREY A. SMITH, CPA. Firm: BURDETTE SMITH & BISH LLC.

May the IRS discuss this return with the preparer shown above? See instructions. [X] Yes [] No

Part III Statement of Program Service Accomplishments

Check if Schedule O contains a response or note to any line in this Part III

1 Briefly describe the organization's mission: THE THERMOSTAT RECYCLING CORPORATION (TRC) IS A NON-PROFIT ORGANIZATION THAT FACILITATES AND MANAGES THE COLLECTION AND PROPER DISPOSAL OF MERCURY-CONTAINING THERMOSTATS.

2 Did the organization undertake any significant program services during the year which were not listed on the prior Form 990 or 990-EZ? Yes No

3 Did the organization cease conducting, or make significant changes in how it conducts, any program services? Yes No

4 Describe the organization's program service accomplishments for each of its three largest program services, as measured by expenses.

4a (Code:) (Expenses \$ 3,941,314. including grants of \$) (Revenue \$ 4,916,010.) TRC FACILITATES THE PROPER MANAGEMENT OF WASTE MERCURY THERMOSTATS BY PROVIDING RECYCLING CONTAINERS FOR THE COLLECTION AND TRANSPORT OF WASTE MERCURY THERMOSTATS TO ELIGIBLE COLLECTION SITES IN ALL U.S. STATES EXCEPT ALASKA AND HAWAII. TRC ALSO CONDUCTS AN EDUCATIONAL CAMPAIGN PROMOTING THE PROPER MANAGEMENT OF WASTE MERCURY THERMOSTATS. SINCE TRC'S FOUNDING, TRC HAS COLLECTED OVER 2,900,000 MERCURY-CONTAINING THERMOSTATS WHICH HAS KEPT 13 TONS OF MERCURY OUT OF THE WASTE SYSTEM.

4b (Code:) (Expenses \$ including grants of \$) (Revenue \$)

4c (Code:) (Expenses \$ including grants of \$) (Revenue \$)

4d Other program services (Describe on Schedule O.) (Expenses \$ including grants of \$) (Revenue \$)

4e Total program service expenses 3,941,314.

Part IV Checklist of Required Schedules

Table with columns for question number, description, Yes, and No. Rows include questions 1 through 21 regarding organizational requirements and schedules.

Part IV Checklist of Required Schedules (continued)

	Yes	No
22 Did the organization report more than \$5,000 of grants or other assistance to or for domestic individuals on Part IX, column (A), line 2? <i>If "Yes," complete Schedule I, Parts I and III</i>		X
23 Did the organization answer "Yes" to Part VII, Section A, line 3, 4, or 5, about compensation of the organization's current and former officers, directors, trustees, key employees, and highest compensated employees? <i>If "Yes," complete Schedule J</i>		X
24a Did the organization have a tax-exempt bond issue with an outstanding principal amount of more than \$100,000 as of the last day of the year, that was issued after December 31, 2002? <i>If "Yes," answer lines 24b through 24d and complete Schedule K. If "No," go to line 25a</i>		X
b Did the organization invest any proceeds of tax-exempt bonds beyond a temporary period exception?		
c Did the organization maintain an escrow account other than a refunding escrow at any time during the year to defease any tax-exempt bonds?		
d Did the organization act as an "on behalf of" issuer for bonds outstanding at any time during the year?		
25a Section 501(c)(3), 501(c)(4), and 501(c)(29) organizations. Did the organization engage in an excess benefit transaction with a disqualified person during the year? <i>If "Yes," complete Schedule L, Part I</i>		
b Is the organization aware that it engaged in an excess benefit transaction with a disqualified person in a prior year, and that the transaction has not been reported on any of the organization's prior Forms 990 or 990-EZ? <i>If "Yes," complete Schedule L, Part I</i>		
26 Did the organization report any amount on Part X, line 5 or 22, for receivables from or payables to any current or former officer, director, trustee, key employee, creator or founder, substantial contributor, or 35% controlled entity or family member of any of these persons? <i>If "Yes," complete Schedule L, Part II</i>		X
27 Did the organization provide a grant or other assistance to any current or former officer, director, trustee, key employee, creator or founder, substantial contributor or employee thereof, a grant selection committee member, or to a 35% controlled entity (including an employee thereof) or family member of any of these persons? <i>If "Yes," complete Schedule L, Part III</i>		X
28 Was the organization a party to a business transaction with one of the following parties (see the Schedule L, Part IV, instructions for applicable filing thresholds, conditions, and exceptions):		
a A current or former officer, director, trustee, key employee, creator or founder, or substantial contributor? <i>If "Yes," complete Schedule L, Part IV</i>		X
b A family member of any individual described in line 28a? <i>If "Yes," complete Schedule L, Part IV</i>		X
c A 35% controlled entity of one or more individuals and/or organizations described in line 28a or 28b? <i>If "Yes," complete Schedule L, Part IV</i>		X
29 Did the organization receive more than \$25,000 in non-cash contributions? <i>If "Yes," complete Schedule M</i>		X
30 Did the organization receive contributions of art, historical treasures, or other similar assets, or qualified conservation contributions? <i>If "Yes," complete Schedule M</i>		X
31 Did the organization liquidate, terminate, or dissolve and cease operations? <i>If "Yes," complete Schedule N, Part I</i>		X
32 Did the organization sell, exchange, dispose of, or transfer more than 25% of its net assets? <i>If "Yes," complete Schedule N, Part II</i>		X
33 Did the organization own 100% of an entity disregarded as separate from the organization under Regulations sections 301.7701-2 and 301.7701-3? <i>If "Yes," complete Schedule R, Part I</i>		X
34 Was the organization related to any tax-exempt or taxable entity? <i>If "Yes," complete Schedule R, Part II, III, or IV, and Part V, line 1</i>		X
35a Did the organization have a controlled entity within the meaning of section 512(b)(13)?		X
b If "Yes" to line 35a, did the organization receive any payment from or engage in any transaction with a controlled entity within the meaning of section 512(b)(13)? <i>If "Yes," complete Schedule R, Part V, line 2</i>		
36 Section 501(c)(3) organizations. Did the organization make any transfers to an exempt non-charitable related organization? <i>If "Yes," complete Schedule R, Part V, line 2</i>		
37 Did the organization conduct more than 5% of its activities through an entity that is not a related organization and that is treated as a partnership for federal income tax purposes? <i>If "Yes," complete Schedule R, Part VI</i>		X
38 Did the organization complete Schedule O and provide explanations on Schedule O for Part VI, lines 11b and 19?	X	

Note: All Form 990 filers are required to complete Schedule O

Part V Statements Regarding Other IRS Filings and Tax Compliance

Check if Schedule O contains a response or note to any line in this Part V

	Yes	No
1a Enter the number reported in box 3 of Form 1096. Enter -0- if not applicable		
b Enter the number of Forms W-2G included on line 1a. Enter -0- if not applicable		
c Did the organization comply with backup withholding rules for reportable payments to vendors and reportable gaming (gambling) winnings to prize winners?	X	

Part V Statements Regarding Other IRS Filings and Tax Compliance (continued)

Table with columns for question number, question text, and Yes/No columns. Includes questions 2a through 17 regarding employee reporting, tax returns, gross income, foreign accounts, prohibited transactions, and charitable contributions.

Part VI Governance, Management, and Disclosure. For each "Yes" response to lines 2 through 7b below, and for a "No" response to line 8a, 8b, or 10b below, describe the circumstances, processes, or changes on Schedule O. See instructions.

Check if Schedule O contains a response or note to any line in this Part VI [X]

Section A. Governing Body and Management

Table with 3 columns: Question, Yes, No. Rows include: 1a Enter the number of voting members of the governing body at the end of the tax year; 1b Enter the number of voting members included on line 1a, above, who are independent; 2 Did any officer, director, trustee, or key employee have a family relationship or a business relationship with any other officer, director, trustee, or key employee?; 3 Did the organization delegate control over management duties customarily performed by or under the direct supervision of officers, directors, trustees, or key employees to a management company or other person?; 4 Did the organization make any significant changes to its governing documents since the prior Form 990 was filed?; 5 Did the organization become aware during the year of a significant diversion of the organization's assets?; 6 Did the organization have members or stockholders?; 7a Did the organization have members, stockholders, or other persons who had the power to elect or appoint one or more members of the governing body?; 7b Are any governance decisions of the organization reserved to (or subject to approval by) members, stockholders, or persons other than the governing body?; 8 Did the organization contemporaneously document the meetings held or written actions undertaken during the year by the following: a The governing body? b Each committee with authority to act on behalf of the governing body?; 9 Is there any officer, director, trustee, or key employee listed in Part VII, Section A, who cannot be reached at the organization's mailing address? If "Yes," provide the names and addresses on Schedule O.

Section B. Policies (This Section B requests information about policies not required by the Internal Revenue Code.)

Table with 3 columns: Question, Yes, No. Rows include: 10a Did the organization have local chapters, branches, or affiliates?; 10b If "Yes," did the organization have written policies and procedures governing the activities of such chapters, affiliates, and branches to ensure their operations are consistent with the organization's exempt purposes?; 11a Has the organization provided a complete copy of this Form 990 to all members of its governing body before filing the form?; 11b Describe on Schedule O the process, if any, used by the organization to review this Form 990.; 12a Did the organization have a written conflict of interest policy? If "No," go to line 13; 12b Were officers, directors, or trustees, and key employees required to disclose annually interests that could give rise to conflicts?; 12c Did the organization regularly and consistently monitor and enforce compliance with the policy? If "Yes," describe on Schedule O how this was done; 13 Did the organization have a written whistleblower policy?; 14 Did the organization have a written document retention and destruction policy?; 15 Did the process for determining compensation of the following persons include a review and approval by independent persons, comparability data, and contemporaneous substantiation of the deliberation and decision?; 15a The organization's CEO, Executive Director, or top management official; 15b Other officers or key employees of the organization; 16a Did the organization invest in, contribute assets to, or participate in a joint venture or similar arrangement with a taxable entity during the year?; 16b If "Yes," did the organization follow a written policy or procedure requiring the organization to evaluate its participation in joint venture arrangements under applicable federal tax law, and take steps to safeguard the organization's exempt status with respect to such arrangements?

Section C. Disclosure

- 17 List the states with which a copy of this Form 990 is required to be filed CA, MT, IL
18 Section 6104 requires an organization to make its Forms 1023 (1024 or 1024-A, if applicable), 990, and 990-T (section 501(c)(3)s only) available for public inspection. Indicate how you made these available. Check all that apply.
19 Describe on Schedule O whether (and if so, how) the organization made its governing documents, conflict of interest policy, and financial statements available to the public during the tax year.
20 State the name, address, and telephone number of the person who possesses the organization's books and records
DANIELLE MYERS - 267-513-1726
500 OFFICE CENTER DRIVE, STE 400, FORT WASHINGTON, PA 19034

Part VIII Statement of Revenue

Check if Schedule O contains a response or note to any line in this Part VIII

			(A)	(B)	(C)	(D)	
			Total revenue	Related or exempt function revenue	Unrelated business revenue	Revenue excluded from tax under sections 512 - 514	
Contributions, Gifts, Grants and Other Similar Amounts	1 a	Federated campaigns	1a				
	b	Membership dues	1b				
	c	Fundraising events	1c				
	d	Related organizations	1d				
	e	Government grants (contributions)	1e				
	f	All other contributions, gifts, grants, and similar amounts not included above ...	1f				
	g	Noncash contributions included in lines 1a-1f	1g	\$			
	h	Total. Add lines 1a-1f					
Program Service Revenue	2 a	MEMBERS ADDITIONAL ASS	Business Code				
			900099	2,400,000.	2,400,000.		
	b	MEMBERSHIP DUES	900099	2,289,010.	2,289,010.		
	c	GOVERNMENT AFFAIRS	900099	227,000.	227,000.		
	d						
	e						
	f	All other program service revenue					
g	Total. Add lines 2a-2f		4,916,010.				
Other Revenue	3	Investment income (including dividends, interest, and other similar amounts)		426.		426.	
	4	Income from investment of tax-exempt bond proceeds					
	5	Royalties					
	6 a	Gross rents	6a	(i) Real			
				(ii) Personal			
	b	Less: rental expenses ...	6b				
	c	Rental income or (loss)	6c				
	d	Net rental income or (loss)					
	7 a	Gross amount from sales of assets other than inventory	7a	(i) Securities			
				(ii) Other			
	b	Less: cost or other basis and sales expenses	7b				
	c	Gain or (loss)	7c				
	d	Net gain or (loss)					
8 a	Gross income from fundraising events (not including \$ _____ of contributions reported on line 1c). See Part IV, line 18	8a					
b	Less: direct expenses	8b					
c	Net income or (loss) from fundraising events						
9 a	Gross income from gaming activities. See Part IV, line 19	9a					
b	Less: direct expenses	9b					
c	Net income or (loss) from gaming activities						
10 a	Gross sales of inventory, less returns and allowances	10a					
b	Less: cost of goods sold	10b					
c	Net income or (loss) from sales of inventory						
Miscellaneous Revenue	11 a		Business Code				
	b						
	c						
	d	All other revenue					
	e	Total. Add lines 11a-11d					
12	Total revenue. See instructions		4,916,436.	4,916,010.	0.	426.	

Part IX Statement of Functional Expenses

Section 501(c)(3) and 501(c)(4) organizations must complete all columns. All other organizations must complete column (A).

Check if Schedule O contains a response or note to any line in this Part IX

Do not include amounts reported on lines 6b, 7b, 8b, 9b, and 10b of Part VIII.	(A) Total expenses	(B) Program service expenses	(C) Management and general expenses	(D) Fundraising expenses
1 Grants and other assistance to domestic organizations and domestic governments. See Part IV, line 21				
2 Grants and other assistance to domestic individuals. See Part IV, line 22				
3 Grants and other assistance to foreign organizations, foreign governments, and foreign individuals. See Part IV, lines 15 and 16				
4 Benefits paid to or for members				
5 Compensation of current officers, directors, trustees, and key employees				
6 Compensation not included above to disqualified persons (as defined under section 4958(f)(1)) and persons described in section 4958(c)(3)(B)				
7 Other salaries and wages				
8 Pension plan accruals and contributions (include section 401(k) and 403(b) employer contributions)				
9 Other employee benefits				
10 Payroll taxes				
11 Fees for services (nonemployees):				
a Management	410,063.			
b Legal	23,007.			
c Accounting	18,946.			
d Lobbying				
e Professional fundraising services. See Part IV, line 17				
f Investment management fees				
g Other. (If line 11g amount exceeds 10% of line 25, column (A), amount, list line 11g expenses on Sch O.)	320,987.			
12 Advertising and promotion	263,207.			
13 Office expenses	21,000.			
14 Information technology	37,825.			
15 Royalties				
16 Occupancy	2,108.			
17 Travel	6,813.			
18 Payments of travel or entertainment expenses for any federal, state, or local public officials				
19 Conferences, conventions, and meetings				
20 Interest				
21 Payments to affiliates				
22 Depreciation, depletion, and amortization	40,325.			
23 Insurance	32,771.			
24 Other expenses. Itemize expenses not covered above. (List miscellaneous expenses on line 24e. If line 24e amount exceeds 10% of line 25, column (A), amount, list line 24e expenses on Schedule O.)				
a CA MERCURY THERMOSTAT C	2,400,000.			
b RECYCLING SERVICES	376,737.			
c BAD DEBT	66,000.			
d SPONSORSHIPS AND MEMBER	23,079.			
e All other expenses	15,768.			
25 Total functional expenses. Add lines 1 through 24e	4,058,636.			
26 Joint costs. Complete this line only if the organization reported in column (B) joint costs from a combined educational campaign and fundraising solicitation. Check here <input type="checkbox"/> if following SOP 98-2 (ASC 958-720)				

Part X Balance Sheet

Check if Schedule O contains a response or note to any line in this Part X

		(A) Beginning of year		(B) End of year
Assets	1 Cash - non-interest-bearing	1,290,689.	1	3,371,937.
	2 Savings and temporary cash investments	250,696.	2	251,061.
	3 Pledges and grants receivable, net		3	
	4 Accounts receivable, net	609,477.	4	34,020.
	5 Loans and other receivables from any current or former officer, director, trustee, key employee, creator or founder, substantial contributor, or 35% controlled entity or family member of any of these persons		5	
	6 Loans and other receivables from other disqualified persons (as defined under section 4958(f)(1)), and persons described in section 4958(c)(3)(B)		6	
	7 Notes and loans receivable, net		7	
	8 Inventories for sale or use		8	
	9 Prepaid expenses and deferred charges	30,298.	9	22,164.
	10a Land, buildings, and equipment: cost or other basis. Complete Part VI of Schedule D	10a 0.		
	b Less: accumulated depreciation	10b 0.	10c 0.	0.
	11 Investments - publicly traded securities		11	
	12 Investments - other securities. See Part IV, line 11		12	
	13 Investments - program-related. See Part IV, line 11		13	
	14 Intangible assets	82,735.	14	42,410.
	15 Other assets. See Part IV, line 11	2,000.	15	414,281.
16 Total assets. Add lines 1 through 15 (must equal line 33)	2,265,895.	16	4,135,873.	
Liabilities	17 Accounts payable and accrued expenses	334,229.	17	91,070.
	18 Grants payable		18	
	19 Deferred revenue	0.	19	1,255,337.
	20 Tax-exempt bond liabilities		20	
	21 Escrow or custodial account liability. Complete Part IV of Schedule D		21	
	22 Loans and other payables to any current or former officer, director, trustee, key employee, creator or founder, substantial contributor, or 35% controlled entity or family member of any of these persons		22	
	23 Secured mortgages and notes payable to unrelated third parties		23	
	24 Unsecured notes and loans payable to unrelated third parties		24	
	25 Other liabilities (including federal income tax, payables to related third parties, and other liabilities not included on lines 17-24). Complete Part X of Schedule D		25	
	26 Total liabilities. Add lines 17 through 25	334,229.	26	1,346,407.
Net Assets or Fund Balances	Organizations that follow FASB ASC 958, check here <input checked="" type="checkbox"/> and complete lines 27, 28, 32, and 33.			
	27 Net assets without donor restrictions	1,811,666.	27	2,389,466.
	28 Net assets with donor restrictions	120,000.	28	400,000.
	Organizations that do not follow FASB ASC 958, check here <input type="checkbox"/> and complete lines 29 through 33.			
	29 Capital stock or trust principal, or current funds		29	
	30 Paid-in or capital surplus, or land, building, or equipment fund		30	
	31 Retained earnings, endowment, accumulated income, or other funds		31	
	32 Total net assets or fund balances	1,931,666.	32	2,789,466.
	33 Total liabilities and net assets/fund balances	2,265,895.	33	4,135,873.

Part XI Reconciliation of Net Assets

Check if Schedule O contains a response or note to any line in this Part XI

1	Total revenue (must equal Part VIII, column (A), line 12)	1	4,916,436.
2	Total expenses (must equal Part IX, column (A), line 25)	2	4,058,636.
3	Revenue less expenses. Subtract line 2 from line 1	3	857,800.
4	Net assets or fund balances at beginning of year (must equal Part X, line 32, column (A))	4	1,931,666.
5	Net unrealized gains (losses) on investments	5	
6	Donated services and use of facilities	6	
7	Investment expenses	7	
8	Prior period adjustments	8	
9	Other changes in net assets or fund balances (explain on Schedule O)	9	0.
10	Net assets or fund balances at end of year. Combine lines 3 through 9 (must equal Part X, line 32, column (B))	10	2,789,466.

Part XII Financial Statements and Reporting

Check if Schedule O contains a response or note to any line in this Part XII

- 1 Accounting method used to prepare the Form 990: Cash Accrual Other _____
If the organization changed its method of accounting from a prior year or checked "Other," explain on Schedule O.
- 2a Were the organization's financial statements compiled or reviewed by an independent accountant?
If "Yes," check a box below to indicate whether the financial statements for the year were compiled or reviewed on a separate basis, consolidated basis, or both:
 Separate basis Consolidated basis Both consolidated and separate basis
- b Were the organization's financial statements audited by an independent accountant?
If "Yes," check a box below to indicate whether the financial statements for the year were audited on a separate basis, consolidated basis, or both:
 Separate basis Consolidated basis Both consolidated and separate basis
- c If "Yes" to line 2a or 2b, does the organization have a committee that assumes responsibility for oversight of the audit, review, or compilation of its financial statements and selection of an independent accountant?
If the organization changed either its oversight process or selection process during the tax year, explain on Schedule O.
- 3a As a result of a federal award, was the organization required to undergo an audit or audits as set forth in the Uniform Guidance, 2 C.F.R. Part 200, Subpart F?
- b If "Yes," did the organization undergo the required audit or audits? If the organization did not undergo the required audit or audits, explain why on Schedule O and describe any steps taken to undergo such audits

	Yes	No
2a		X
2b	X	
2c	X	
3a		X
3b		

Form 990 (2022)

SCHEDULE C
(Form 990)

Political Campaign and Lobbying Activities

OMB No. 1545-0047

2022

Open to Public Inspection

Department of the Treasury
Internal Revenue Service

For Organizations Exempt From Income Tax Under section 501(c) and section 527
Complete if the organization is described below. Attach to Form 990 or Form 990-EZ.
Go to www.irs.gov/Form990 for instructions and the latest information.

If the organization answered "Yes," on Form 990, Part IV, line 3, or Form 990-EZ, Part V, line 46 (Political Campaign Activities), then

- Section 501(c)(3) organizations: Complete Parts I-A and B. Do not complete Part I-C.
Section 501(c) (other than section 501(c)(3)) organizations: Complete Parts I-A and C below. Do not complete Part I-B.
Section 527 organizations: Complete Part I-A only.

If the organization answered "Yes," on Form 990, Part IV, line 4, or Form 990-EZ, Part VI, line 47 (Lobbying Activities), then

- Section 501(c)(3) organizations that have filed Form 5768 (election under section 501(h)): Complete Part II-A. Do not complete Part II-B.
Section 501(c)(3) organizations that have NOT filed Form 5768 (election under section 501(h)): Complete Part II-B. Do not complete Part II-A.

If the organization answered "Yes," on Form 990, Part IV, line 5 (Proxy Tax) (See separate instructions) or Form 990-EZ, Part V, line 35c (Proxy Tax) (See separate instructions), then

- Section 501(c)(4), (5), or (6) organizations: Complete Part III.

Name of organization: THERMOSTAT RECYCLING CORPORATION
Employer identification number: 54-1830284

Part I-A Complete if the organization is exempt under section 501(c) or is a section 527 organization.

- 1 Provide a description of the organization's direct and indirect political campaign activities in Part IV.
2 Political campaign activity expenditures \$
3 Volunteer hours for political campaign activities

Part I-B Complete if the organization is exempt under section 501(c)(3).

- 1 Enter the amount of any excise tax incurred by the organization under section 4955 \$
2 Enter the amount of any excise tax incurred by organization managers under section 4955 \$
3 If the organization incurred a section 4955 tax, did it file Form 4720 for this year? Yes No
4a Was a correction made? Yes No
b If "Yes," describe in Part IV.

Part I-C Complete if the organization is exempt under section 501(c), except section 501(c)(3).

- 1 Enter the amount directly expended by the filing organization for section 527 exempt function activities \$
2 Enter the amount of the filing organization's funds contributed to other organizations for section 527 exempt function activities \$
3 Total exempt function expenditures. Add lines 1 and 2. Enter here and on Form 1120-POL, line 17b \$
4 Did the filing organization file Form 1120-POL for this year? Yes No
5 Enter the names, addresses and employer identification number (EIN) of all section 527 political organizations to which the filing organization made payments. For each organization listed, enter the amount paid from the filing organization's funds. Also enter the amount of political contributions received that were promptly and directly delivered to a separate political organization, such as a separate segregated fund or a political action committee (PAC). If additional space is needed, provide information in Part IV.

Table with 5 columns: (a) Name, (b) Address, (c) EIN, (d) Amount paid from filing organization's funds, (e) Amount of political contributions received and promptly and directly delivered to a separate political organization.

For Paperwork Reduction Act Notice, see the Instructions for Form 990 or 990-EZ.

Schedule C (Form 990) 2022

LHA

232041 11-08-22

Part II-A Complete if the organization is exempt under section 501(c)(3) and filed Form 5768 (election under section 501(h)).

- A Check if the filing organization belongs to an affiliated group (and list in Part IV each affiliated group member's name, address, EIN, expenses, and share of excess lobbying expenditures).
- B Check if the filing organization checked box A and "limited control" provisions apply.

Limits on Lobbying Expenditures (The term "expenditures" means amounts paid or incurred.)	(a) Filing organization's totals	(b) Affiliated group totals												
1a Total lobbying expenditures to influence public opinion (grassroots lobbying)														
b Total lobbying expenditures to influence a legislative body (direct lobbying)														
c Total lobbying expenditures (add lines 1a and 1b)														
d Other exempt purpose expenditures														
e Total exempt purpose expenditures (add lines 1c and 1d)														
f Lobbying nontaxable amount. Enter the amount from the following table in both columns.														
<table border="1" style="width: 100%; border-collapse: collapse;"> <thead> <tr> <th style="width: 50%; text-align: left;">If the amount on line 1e, column (a) or (b) is:</th> <th style="width: 50%; text-align: left;">The lobbying nontaxable amount is:</th> </tr> </thead> <tbody> <tr> <td>Not over \$500,000</td> <td>20% of the amount on line 1e.</td> </tr> <tr> <td>Over \$500,000 but not over \$1,000,000</td> <td>\$100,000 plus 15% of the excess over \$500,000.</td> </tr> <tr> <td>Over \$1,000,000 but not over \$1,500,000</td> <td>\$175,000 plus 10% of the excess over \$1,000,000.</td> </tr> <tr> <td>Over \$1,500,000 but not over \$17,000,000</td> <td>\$225,000 plus 5% of the excess over \$1,500,000.</td> </tr> <tr> <td>Over \$17,000,000</td> <td>\$1,000,000.</td> </tr> </tbody> </table>	If the amount on line 1e, column (a) or (b) is:	The lobbying nontaxable amount is:	Not over \$500,000	20% of the amount on line 1e.	Over \$500,000 but not over \$1,000,000	\$100,000 plus 15% of the excess over \$500,000.	Over \$1,000,000 but not over \$1,500,000	\$175,000 plus 10% of the excess over \$1,000,000.	Over \$1,500,000 but not over \$17,000,000	\$225,000 plus 5% of the excess over \$1,500,000.	Over \$17,000,000	\$1,000,000.		
If the amount on line 1e, column (a) or (b) is:	The lobbying nontaxable amount is:													
Not over \$500,000	20% of the amount on line 1e.													
Over \$500,000 but not over \$1,000,000	\$100,000 plus 15% of the excess over \$500,000.													
Over \$1,000,000 but not over \$1,500,000	\$175,000 plus 10% of the excess over \$1,000,000.													
Over \$1,500,000 but not over \$17,000,000	\$225,000 plus 5% of the excess over \$1,500,000.													
Over \$17,000,000	\$1,000,000.													
g Grassroots nontaxable amount (enter 25% of line 1f)														
h Subtract line 1g from line 1a. If zero or less, enter -0-														
i Subtract line 1f from line 1c. If zero or less, enter -0-														
j If there is an amount other than zero on either line 1h or line 1i, did the organization file Form 4720 reporting section 4911 tax for this year?	<input type="checkbox"/> Yes	<input type="checkbox"/> No												

4-Year Averaging Period Under Section 501(h)
(Some organizations that made a section 501(h) election do not have to complete all of the five columns below. See the separate instructions for lines 2a through 2f.)

Lobbying Expenditures During 4-Year Averaging Period					
Calendar year (or fiscal year beginning in)	(a) 2019	(b) 2020	(c) 2021	(d) 2022	(e) Total
2a Lobbying nontaxable amount					
b Lobbying ceiling amount (150% of line 2a, column(e))					
c Total lobbying expenditures					
d Grassroots nontaxable amount					
e Grassroots ceiling amount (150% of line 2d, column (e))					
f Grassroots lobbying expenditures					

Part II-B Complete if the organization is exempt under section 501(c)(3) and has NOT filed Form 5768 (election under section 501(h)).

Table with 4 columns: Description, (a) Yes, (a) No, (b) Amount. Rows include questions about lobbying activities like volunteers, paid staff, media, mailings, etc.

Part III-A Complete if the organization is exempt under section 501(c)(4), section 501(c)(5), or section 501(c)(6).

Table with 4 columns: Question, 1, Yes, No. Rows include questions about dues, lobbying expenditures, and carryover.

Part III-B Complete if the organization is exempt under section 501(c)(4), section 501(c)(5), or section 501(c)(6) and if either (a) BOTH Part III-A, lines 1 and 2, are answered "No" OR (b) Part III-A, line 3, is answered "Yes."

Table with 4 columns: Question, 1, 2a, 2b, 2c, 3, 4, 5. Rows include questions about dues, section 162(e) expenditures, and carryover.

Part IV Supplemental Information

Provide the descriptions required for Part I-A, line 1; Part I-B, line 4; Part I-C, line 5; Part II-A (affiliated group list); Part II-A, lines 1 and 2 (See instructions); and Part II-B, line 1. Also, complete this part for any additional information.

Blank lines for providing supplemental information.

SCHEDULE D (Form 990)

Department of the Treasury Internal Revenue Service

Supplemental Financial Statements

Complete if the organization answered "Yes" on Form 990, Part IV, line 6, 7, 8, 9, 10, 11a, 11b, 11c, 11d, 11e, 11f, 12a, or 12b. Attach to Form 990.

Go to www.irs.gov/Form990 for instructions and the latest information.

OMB No. 1545-0047

2022

Open to Public Inspection

Name of the organization THERMOSTAT RECYCLING CORPORATION Employer identification number 54-1830284

Part I Organizations Maintaining Donor Advised Funds or Other Similar Funds or Accounts. Complete if the organization answered "Yes" on Form 990, Part IV, line 6.

Table with 3 columns: Question, (a) Donor advised funds, (b) Funds and other accounts. Rows include total number at end of year, aggregate value of contributions, grants, and end of year, and two yes/no questions about donor property and grant fund usage.

Part II Conservation Easements. Complete if the organization answered "Yes" on Form 990, Part IV, line 7.

Table with 3 columns: Question, (a) Donor advised funds, (b) Funds and other accounts. Rows include purpose(s) of conservation easements, a table for lines 2a-2d (Total number, acreage, certified historic structures, acquired after 2006), and questions about monitoring, expenses, and reporting.

Part III Organizations Maintaining Collections of Art, Historical Treasures, or Other Similar Assets. Complete if the organization answered "Yes" on Form 990, Part IV, line 8.

Table with 3 columns: Question, (a) Donor advised funds, (b) Funds and other accounts. Rows include questions about reporting art and historical treasures, and a table for revenue and assets included.

LHA For Paperwork Reduction Act Notice, see the Instructions for Form 990. Schedule D (Form 990) 2022

Part III Organizations Maintaining Collections of Art, Historical Treasures, or Other Similar Assets (continued)

- 3 Using the organization's acquisition, accession, and other records, check any of the following that make significant use of its collection items (check all that apply):
- a Public exhibition
 - b Scholarly research
 - c Preservation for future generations
 - d Loan or exchange program
 - e Other _____
- 4 Provide a description of the organization's collections and explain how they further the organization's exempt purpose in Part XIII.
- 5 During the year, did the organization solicit or receive donations of art, historical treasures, or other similar assets to be sold to raise funds rather than to be maintained as part of the organization's collection? Yes No

Part IV Escrow and Custodial Arrangements. Complete if the organization answered "Yes" on Form 990, Part IV, line 9, or reported an amount on Form 990, Part X, line 21.

- 1a Is the organization an agent, trustee, custodian or other intermediary for contributions or other assets not included on Form 990, Part X? Yes No
- b If "Yes," explain the arrangement in Part XIII and complete the following table:
- | | Amount |
|---------------------------------|--------|
| c Beginning balance | 1c |
| d Additions during the year | 1d |
| e Distributions during the year | 1e |
| f Ending balance | 1f |
- 2a Did the organization include an amount on Form 990, Part X, line 21, for escrow or custodial account liability? Yes No
- b If "Yes," explain the arrangement in Part XIII. Check here if the explanation has been provided on Part XIII

Part V Endowment Funds. Complete if the organization answered "Yes" on Form 990, Part IV, line 10.

	(a) Current year	(b) Prior year	(c) Two years back	(d) Three years back	(e) Four years back
1a Beginning of year balance					
b Contributions					
c Net investment earnings, gains, and losses					
d Grants or scholarships					
e Other expenditures for facilities and programs					
f Administrative expenses					
g End of year balance					

- 2 Provide the estimated percentage of the current year end balance (line 1g, column (a)) held as:
- a Board designated or quasi-endowment _____%
 - b Permanent endowment _____%
 - c Term endowment _____%
- The percentages on lines 2a, 2b, and 2c should equal 100%.
- 3a Are there endowment funds not in the possession of the organization that are held and administered for the organization by:
- | | Yes | No |
|--|--------|----|
| (i) Unrelated organizations | 3a(i) | |
| (ii) Related organizations | 3a(ii) | |
| b If "Yes" on line 3a(ii), are the related organizations listed as required on Schedule R? | 3b | |
- 4 Describe in Part XIII the intended uses of the organization's endowment funds.

Part VI Land, Buildings, and Equipment.

Complete if the organization answered "Yes" on Form 990, Part IV, line 11a. See Form 990, Part X, line 10.

Description of property	(a) Cost or other basis (investment)	(b) Cost or other basis (other)	(c) Accumulated depreciation	(d) Book value
1a Land				
b Buildings				0.
c Leasehold improvements				0.
d Equipment				0.
e Other			10,067.	0.
Total. Add lines 1a through 1e. (Column (d) must equal Form 990, Part X, column (B), line 10c.)				0.

Part VII Investments - Other Securities.

Complete if the organization answered "Yes" on Form 990, Part IV, line 11b. See Form 990, Part X, line 12.

(a) Description of security or category (including name of security)	(b) Book value	(c) Method of valuation: Cost or end-of-year market value
(1) Financial derivatives		
(2) Closely held equity interests		
(3) Other		
(A)		
(B)		
(C)		
(D)		
(E)		
(F)		
(G)		
(H)		
Total. (Col. (b) must equal Form 990, Part X, col. (B) line 12.)		

Part VIII Investments - Program Related.

Complete if the organization answered "Yes" on Form 990, Part IV, line 11c. See Form 990, Part X, line 13.

(a) Description of investment	(b) Book value	(c) Method of valuation: Cost or end-of-year market value
(1)		
(2)		
(3)		
(4)		
(5)		
(6)		
(7)		
(8)		
(9)		
Total. (Col. (b) must equal Form 990, Part X, col. (B) line 13.)		

Part IX Other Assets.

Complete if the organization answered "Yes" on Form 990, Part IV, line 11d. See Form 990, Part X, line 15.

(a) Description	(b) Book value
(1) RESERVE FUND DEPOSIT	2,000.
(2) DUE FROM MEMBERS FOR THE CALORNIA MERCURY THERMOSTAT	
(3) COLLECTION ACT OF 2021	412,281.
(4)	
(5)	
(6)	
(7)	
(8)	
(9)	
Total. (Column (b) must equal Form 990, Part X, col. (B) line 15.)	414,281.

Part X Other Liabilities.

Complete if the organization answered "Yes" on Form 990, Part IV, line 11e or 11f. See Form 990, Part X, line 25.

1. (a) Description of liability	(b) Book value
(1) Federal income taxes	
(2)	
(3)	
(4)	
(5)	
(6)	
(7)	
(8)	
(9)	
Total. (Column (b) must equal Form 990, Part X, col. (B) line 25.)	

2. Liability for uncertain tax positions. In Part XIII, provide the text of the footnote to the organization's financial statements that reports the organization's liability for uncertain tax positions under FASB ASC 740. Check here if the text of the footnote has been provided in Part XIII ...

Part XI Reconciliation of Revenue per Audited Financial Statements With Revenue per Return.

Complete if the organization answered "Yes" on Form 990, Part IV, line 12a.

1	Total revenue, gains, and other support per audited financial statements	1	4,916,436.
2	Amounts included on line 1 but not on Form 990, Part VIII, line 12:		
a	Net unrealized gains (losses) on investments	2a	
b	Donated services and use of facilities	2b	
c	Recoveries of prior year grants	2c	
d	Other (Describe in Part XIII.)	2d	
e	Add lines 2a through 2d	2e	0.
3	Subtract line 2e from line 1	3	4,916,436.
4	Amounts included on Form 990, Part VIII, line 12, but not on line 1:		
a	Investment expenses not included on Form 990, Part VIII, line 7b	4a	
b	Other (Describe in Part XIII.)	4b	
c	Add lines 4a and 4b	4c	0.
5	Total revenue. Add lines 3 and 4c . (This must equal Form 990, Part I, line 12.)	5	4,916,436.

Part XII Reconciliation of Expenses per Audited Financial Statements With Expenses per Return.

Complete if the organization answered "Yes" on Form 990, Part IV, line 12a.

1	Total expenses and losses per audited financial statements	1	4,058,636.
2	Amounts included on line 1 but not on Form 990, Part IX, line 25:		
a	Donated services and use of facilities	2a	
b	Prior year adjustments	2b	
c	Other losses	2c	
d	Other (Describe in Part XIII.)	2d	
e	Add lines 2a through 2d	2e	0.
3	Subtract line 2e from line 1	3	4,058,636.
4	Amounts included on Form 990, Part IX, line 25, but not on line 1:		
a	Investment expenses not included on Form 990, Part VIII, line 7b	4a	
b	Other (Describe in Part XIII.)	4b	
c	Add lines 4a and 4b	4c	0.
5	Total expenses. Add lines 3 and 4c . (This must equal Form 990, Part I, line 18.)	5	4,058,636.

Part XIII Supplemental Information.

Provide the descriptions required for Part II, lines 3, 5, and 9; Part III, lines 1a and 4; Part IV, lines 1b and 2b; Part V, line 4; Part X, line 2; Part XI, lines 2d and 4b; and Part XII, lines 2d and 4b. Also complete this part to provide any additional information.

PART X, LINE 2:

TRC IS EXEMPT FROM INCOME TAXES ON ITS EXEMPT ACTIVITIES UNDER SECTION 501 (C) (6) OF THE INTERNAL REVENUE CODE. TRC FOLLOWS ACCOUNTING STANDARDS FOR DEALING WITH UNCERTAINTY IN ACCOUNTING FOR INCOME TAX PROVISIONS. TRC HAS DETERMINED THAT IT DOES NOT HAVE ANY MATERIAL UNRECOGNIZED TAX BENEFITS OR OBLIGATIONS AS OF DECEMBER 31, 2022. YEARS ENDING ON OR AFTER DECEMBER 31, 2019 REMAIN SUBJECT TO EXAMINATION BY FEDERAL AND STATE TAX AUTHORITIES.

**SCHEDULE O
(Form 990)**

Department of the Treasury
Internal Revenue Service

Supplemental Information to Form 990 or 990-EZ

Complete to provide information for responses to specific questions on
Form 990 or 990-EZ or to provide any additional information.
Attach to Form 990 or Form 990-EZ.
Go to www.irs.gov/Form990 for the latest information.

OMB No. 1545-0047

2022

Open to Public
Inspection

Name of the organization

THERMOSTAT RECYCLING CORPORATION

Employer identification number

54-1830284

FORM 990, PART VI, SECTION A, LINE 3:

THE ASSOCIATION APPOINTED KELLEN MANAGEMENT AS ITS AGENT TO CONDUCT THE
MANAGEMENT OF THE ASSOCIATION IN ALL ASPECTS TO INCLUDE GENERAL ACTIVITIES,
BOARD AND COMMITTEE SUPPORT, FINANCIAL MANAGEMENT, TECHNOLOGY AND WEBSITE
MANAGEMENT, MARKETING AND COMMUNICATIONS, PROGRAM MANAGEMENT, AND
REGULATORY COMPLIANCE.

FORM 990, PART VI, SECTION A, LINE 6:

INITIAL MEMBERS OF THIS CORPORATION SHALL BE WHITE-RODGERS CORPORATION AND
HONEYWELL INC. EACH SUCH CORPORATION SHALL BE DEEMED AN ORIGINAL MEMBER OF
THE CORPORATION, AND ALL CORPORATIONS MAY BE REFERRED TO COLLECTIVELY IN
THE BY-LAWS AS THE ORIGINAL MEMBERS.

FROM TIME TO TIME, THE BOARD OF DIRECTORS MAY INVITE OTHER THERMOSTAT
MANUFACTURERS TO PARTICIPATE AS MEMBERS IN THE CORPORATION. SUCH A
CORPORATION SHALL BECOME A MEMBER ONLY UPON PAYMENT OF FEES AS PROVIDED
UNDER ARTICLE VII OF THE BY-LAWS.

FORM 990, PART VI, SECTION A, LINE 7A:

THERE SHALL BE A NOMINATING COMMITTEE OF THE BOARD OF DIRECTORS, WHICH
SHALL CONSIST OF THREE DIRECTORS, ALL OF WHOM ARE EMPLOYED BY ORIGINAL
MEMBERS. ONE MONTH PRIOR TO THE ANNUAL MEETING OF THE CORPORATION, THE
NOMINATING COMMITTEE SHALL APPROVE A SLATE OF NOMINEES MEETING THE
QUALIFICATIONS SET FORTH IN SECTION 2 TO BE SUBMITTED TO THE MEMBERS FOR
ELECTION AT THE ANNUAL MEETING.

Name of the organization THERMOSTAT RECYCLING CORPORATION	Employer identification number 54-1830284
--	--

FORM 990, PART VI, SECTION B, LINE 11B:

A COPY OF FORM 990 IS PROVIDED TO ALL GOVERNING MEMBERS BEFORE IT IS FILED.
 A REASONABLE AMOUNT OF TIME IS ALLOWED FOR THE GOVERNING MEMBERS TO REVIEW
 THE FORM 990 AND PROVIDE COMMENTS.

FORM 990, PART VI, SECTION C, LINE 19:

TRC MAKES ITS GOVERNING DOCUMENTS, CONFLICT OF INTEREST POLICY, AND
 FINANCIAL STATEMENTS AVAILABLE TO THE PUBLIC UPON REQUEST (VIA E-MAIL OR
 MAIL).

FORM 990, PART XII, LINE 2C

THE PROCESS HAS NOT CHANGED FROM THE PRIOR YEAR. THE BOARD OF
 DIRECTORS ASSUME OVERSIGHT RESPONSIBILITY FOR THE AUDIT.

2022 DEPRECIATION AND AMORTIZATION REPORT

FORM 990 PAGE 10

990

Asset No.	Description	Date Acquired	Method	Life	Conv	Line No.	Unadjusted Cost Or Basis	Bus % Excl	Section 179 Expense	* Reduction In Basis	Basis For Depreciation	Beginning Accumulated Depreciation	Current Sec 179 Expense	Current Year Deduction	Ending Accumulated Depreciation
1	LAPTOP	07/15/12	SL	5.00		16	1,447.				1,447.	1,447.		0.	1,447.
3	2 DELL COMPUTERS	11/21/12	SL	5.00		16	3,007.				3,007.	3,007.		0.	3,007.
4	DELL OPTIPLEX 7010 SFF	01/05/14	SL	5.00		16	1,231.				1,231.	1,231.		0.	1,231.
5	DELL COMPUTER WITH MICROPHONE	01/31/14	SL	5.00		16	1,933.				1,933.	1,933.		0.	1,933.
6	DELL LAPTOP	05/01/14	SL	5.00		16	1,221.				1,221.	1,221.		0.	1,221.
7	DELL OPTIPLEX 7010 W/22" MONITOR	10/01/14	SL	5.00		16	1,228.				1,228.	1,228.		0.	1,228.
8	SALESFORCE SOFTWARE LICENSES	12/16/16		60M		HY43	3,012.				3,012.	3,012.		0.	3,012.
9	NEW DATABASE	01/31/17		60M		HY43	81,300.				81,300.	81,300.		0.	81,300.
10	FIRST PIER	01/01/19		60M		HY43	159,960.				159,960.	95,976.		31,992.	127,968.
11	WEBSITE	04/01/21		36M		HY43	25,000.				25,000.	6,250.		8,333.	14,583.
	* TOTAL 990 PAGE 10 DEPR & AMORT						279,339.				279,339.	196,605.		40,325.	236,930.

Depreciation and Amortization
(Including Information on Listed Property)

Department of the Treasury
Internal Revenue Service

Go to www.irs.gov/Form4562 for instructions and the latest information.

Attach to your tax return.

Name(s) shown on return

Business or activity to which this form relates

Identifying number

THERMOSTAT RECYCLING CORPORATION

FORM 990 PAGE 10

54-1830284

Part I Election To Expense Certain Property Under Section 179 Note: If you have any listed property, complete Part V before you complete Part I.

1	Maximum amount (see instructions)	1	1,080,000.
2	Total cost of section 179 property placed in service (see instructions)	2	
3	Threshold cost of section 179 property before reduction in limitation	3	2,700,000.
4	Reduction in limitation. Subtract line 3 from line 2. If zero or less, enter -0-	4	
5	Dollar limitation for tax year. Subtract line 4 from line 1. If zero or less, enter -0-. If married filing separately, see instructions	5	
6	(a) Description of property	(b) Cost (business use only)	(c) Elected cost
7	Listed property. Enter the amount from line 29	7	
8	Total elected cost of section 179 property. Add amounts in column (c), lines 6 and 7	8	
9	Tentative deduction. Enter the smaller of line 5 or line 8	9	
10	Carryover of disallowed deduction from line 13 of your 2021 Form 4562	10	
11	Business income limitation. Enter the smaller of business income (not less than zero) or line 5	11	
12	Section 179 expense deduction. Add lines 9 and 10, but don't enter more than line 11	12	
13	Carryover of disallowed deduction to 2023. Add lines 9 and 10, less line 12	13	

Note: Don't use Part II or Part III below for listed property. Instead, use Part V.

Part II Special Depreciation Allowance and Other Depreciation (Don't include listed property.)

14	Special depreciation allowance for qualified property (other than listed property) placed in service during the tax year	14	
15	Property subject to section 168(f)(1) election	15	
16	Other depreciation (including ACRS)	16	

Part III MACRS Depreciation (Don't include listed property. See instructions.)

Section A

17	MACRS deductions for assets placed in service in tax years beginning before 2022	17	
18	If you are electing to group any assets placed in service during the tax year into one or more general asset accounts, check here <input type="checkbox"/>		

Section B - Assets Placed in Service During 2022 Tax Year Using the General Depreciation System

(a) Classification of property	(b) Month and year placed in service	(c) Basis for depreciation (business/investment use only - see instructions)	(d) Recovery period	(e) Convention	(f) Method	(g) Depreciation deduction
19a	3-year property					
b	5-year property					
c	7-year property					
d	10-year property					
e	15-year property					
f	20-year property					
g	25-year property		25 yrs.		S/L	
h	Residential rental property	/	27.5 yrs.	MM	S/L	
		/	27.5 yrs.	MM	S/L	
i	Nonresidential real property	/	39 yrs.	MM	S/L	
		/		MM	S/L	

Section C - Assets Placed in Service During 2022 Tax Year Using the Alternative Depreciation System

20a	Class life				S/L	
b	12-year		12 yrs.		S/L	
c	30-year	/	30 yrs.	MM	S/L	
d	40-year	/	40 yrs.	MM	S/L	

Part IV Summary (See instructions.)

21	Listed property. Enter amount from line 28	21	
22	Total. Add amounts from line 12, lines 14 through 17, lines 19 and 20 in column (g), and line 21. Enter here and on the appropriate lines of your return. Partnerships and S corporations - see instr.	22	0.
23	For assets shown above and placed in service during the current year, enter the portion of the basis attributable to section 263A costs	23	

Part V Listed Property (Include automobiles, certain other vehicles, certain aircraft, and property used for entertainment, recreation, or amusement.)
Note: For any vehicle for which you are using the standard mileage rate or deducting lease expense, complete only 24a, 24b, columns (a) through (c) of Section A, all of Section B, and Section C if applicable.

Section A - Depreciation and Other Information (Caution: See the instructions for limits for passenger automobiles.)

24a Do you have evidence to support the business/investment use claimed? Yes No 24b If "Yes," is the evidence written? Yes No

Table with 9 columns: (a) Type of property, (b) Date placed in service, (c) Business/investment use percentage, (d) Cost or other basis, (e) Basis for depreciation, (f) Recovery period, (g) Method/Convention, (h) Depreciation deduction, (i) Elected section 179 cost. Includes rows 25-29.

Section B - Information on Use of Vehicles

Complete this section for vehicles used by a sole proprietor, partner, or other "more than 5% owner," or related person. If you provided vehicles to your employees, first answer the questions in Section C to see if you meet an exception to completing this section for those vehicles.

Table with 6 columns: (a) Vehicle, (b) Vehicle, (c) Vehicle, (d) Vehicle, (e) Vehicle, (f) Vehicle. Includes rows 30-36.

Section C - Questions for Employers Who Provide Vehicles for Use by Their Employees

Answer these questions to determine if you meet an exception to completing Section B for vehicles used by employees who aren't more than 5% owners or related persons.

Table with 2 columns: Question, Yes No. Includes rows 37-41.

Note: If your answer to 37, 38, 39, 40, or 41 is "Yes," don't complete Section B for the covered vehicles.

Part VI Amortization

Table with 6 columns: (a) Description of costs, (b) Date amortization begins, (c) Amortizable amount, (d) Code section, (e) Amortization period or percentage, (f) Amortization for this year. Includes rows 42-44.

FORM 4562

PART VI - AMORTIZATION

STATEMENT 1

(A) DESCRIPTION OF COSTS	(B) DATE BEGAN	(C) AMORT. AMOUNT	(D) CODE SECT.	(E) LIFE/ RATE	(F) ACCUM. AMORT.	(G) AMORT. THIS YR.
FIRST PIER	01/01/19	159,960.		60M	95,976.	31,992.
WEBSITE	04/01/21	25,000.		36M	6,250.	8,333.
TOTAL TO FORM 4562, LINE 43						40,325.

Minnesota
2023 Miss You Calls

Location Type	Account	Location: Name	Street	City	State	Zip Code	Subject	Activity Date
HHW	Freeborn County Household Hazardous Waste	Freeborn County Household Hazardous Waste	2020 Pioneer Trail	ALBERT LEA	MN	56007	Miss You Call	12/6/2023
HHW	Freeborn County Household Hazardous Waste	Freeborn County Household Hazardous Waste	2020 Pioneer Trail	ALBERT LEA	MN	56007	Miss You Call	8/17/2023
Wholesaler	Dakota Supply Group	Dakota Supply Group	3130 COUNTY RD 45 SW	ALEXANDRIA	MN	56308	Miss You Call	6/6/2023
Wholesaler	United Refrigeration	United Refrigeration	2043 GATEWAY BLVD	ARDEN HILLS	MN	55112	Miss You Call	12/13/2023
Wholesaler	United Refrigeration	United Refrigeration	2043 GATEWAY BLVD	ARDEN HILLS	MN	55112	Miss You Call	8/16/2023
Wholesaler	Ferguson	Ferguson	4221 Cardinal Rd NW	Bemidji	MN	56601	Miss You Call	6/6/2023
Wholesaler	Ferguson	Ferguson	4221 Cardinal Rd NW	Bemidji	MN	56601	Miss You Call	12/5/2023
Wholesaler	Ferguson	Ferguson	4221 Cardinal Rd NW	Bemidji	MN	56601	Miss You Call	8/16/2023
Wholesaler	Harry Alter Co. National Excelsior	Excelsior Mfg. & Supply	8756 W 35W SERVICE DR NE	BLAINE	MN	55449	Miss You Call	12/6/2023
HHW	Green Lights Recycling, Inc.	Green Lights Recycling, Inc.	10040 Davenport Street NE	Blaine	MN	55449	Miss You Call	6/7/2023
HHW	Green Lights Recycling, Inc.	Green Lights Recycling, Inc.	10040 Davenport Street NE	Blaine	MN	55449	Miss You Call	12/14/2023
HHW	Green Lights Recycling, Inc.	Green Lights Recycling, Inc.	10040 Davenport Street NE	Blaine	MN	55449	Miss You Call	8/16/2023
Wholesaler	Minnesota Air Inc.	Minnesota Air Inc.	9650 JAMES AVE S.	BLOOMINGTON	MN	55431	Miss You Call	12/6/2023
Wholesaler	Shurail Supply, Inc.	Shurail Supply, Inc.	9124 GRAND AVE. SOUTH	BLOOMINGTON	MN	55420	Miss You Call	6/6/2023
Wholesaler	Shurail Supply, Inc.	Shurail Supply, Inc.	9124 GRAND AVE. SOUTH	BLOOMINGTON	MN	55420	Miss You Call	12/12/2023
Wholesaler	Shurail Supply, Inc.	Shurail Supply, Inc.	9124 GRAND AVE. SOUTH	BLOOMINGTON	MN	55420	Miss You Call	8/16/2023
Wholesaler	United Refrigeration	United Refrigeration	9360 James Ave S.	Bloomington	MN	55431	Miss You Call	6/6/2023
Wholesaler	United Refrigeration	United Refrigeration	9360 James Ave S.	Bloomington	MN	55431	Miss You Call	12/13/2023
Wholesaler	United Refrigeration	United Refrigeration	9360 James Ave S.	Bloomington	MN	55431	Miss You Call	8/16/2023
Wholesaler	Lennox	Lennox Stores	7150 Boone Avenue North	Brooklyn Park	MN	55428	Miss You Call	6/7/2023
Wholesaler	Lennox	Lennox Stores	7150 Boone Avenue North	Brooklyn Park	MN	55428	Miss You Call	8/16/2023
HHW	Wright County Compost And Recycling Facility	Wright County Compost And Recycling Facility	505 COUNTY RD 37 NE	BUFFALO	MN	55313	Miss You Call	12/13/2023
HVAC Contractor	Centerpoint Energy	Center Point Energy	10511 HANSON BLVD	COON RAPIDS	MN	55433	Miss You Call	6/7/2023
HVAC Contractor	Centerpoint Energy	Center Point Energy	10511 HANSON BLVD	COON RAPIDS	MN	55433	Miss You Call	8/16/2023
Wholesaler	Minnesota Air Inc.	Minnesota Air Inc.	5524 LAKELAND AVE N	CRYSTAL	MN	55429	Miss You Call	12/6/2023
Wholesaler	Goodin Company	Goodin Company	620 DAVIS AVENUE	DETROIT LAKES	MN	56501	Miss You Call	12/6/2023
Wholesaler	Goodin Company	Goodin Company	4524 VENTURE CIRCLE	DULUTH	MN	55811	Miss You Call	12/6/2023
Wholesaler	Ferguson	Ferguson	4209 Airpark Blvd.	Duluth	MN	55811	Miss You Call	6/6/2023
Wholesaler	Ferguson	Ferguson	4209 Airpark Blvd.	Duluth	MN	55811	Miss You Call	12/5/2023
Wholesaler	Ferguson	Ferguson	4209 Airpark Blvd.	Duluth	MN	55811	Miss You Call	8/16/2023
Wholesaler	R. E. Michel Co.	R.E. Michel Company, Inc.	17 N. 20th Avenue West	Duluth	MN	55806	Miss You Call	6/7/2023
Wholesaler	Sid Harvey	Sid Harvey Industries	2023 W. 1ST ST	DULUTH	MN	55806	Miss You Call	6/6/2023
Wholesaler	Sid Harvey	Sid Harvey Industries	2023 W. 1ST ST	DULUTH	MN	55806	Miss You Call	12/12/2023
Wholesaler	Sid Harvey	Sid Harvey Industries	2023 W. 1ST ST	DULUTH	MN	55806	Miss You Call	8/16/2023
Wholesaler	Harry Alter Co. National Excelsior	National Excelsior	2995 Lone Oak Circle	Eagan	MN	55121	Miss You Call	6/6/2023
Wholesaler	Harry Alter Co. National Excelsior	National Excelsior	2995 Lone Oak Circle	Eagan	MN	55121	Miss You Call	12/5/2023
Wholesaler	Harry Alter Co. National Excelsior	National Excelsior	2995 Lone Oak Circle	Eagan	MN	55121	Miss You Call	8/16/2023
Wholesaler	Lennox	Lennox Parts Plus A227	7586 Washington Ave. South	Eden Prairie	MN	55344	Miss You Call	12/6/2023
HHW	Otter Tail County Hhw	Otter Tail County HHW	1115 NORTH TOWER ROAD	FERGUS FALLS	MN	56537	Miss You Call	12/6/2023
Other	Resideo	Resideo	1985 Douglas Dr N	Golden Valley	MN	55422	Miss You Call	12/5/2023
HVAC Contractor	Mesaba Heating	Mesaba Heating	405 E. 41st Street	Hibbing	MN	55746	Miss You Call	6/7/2023
HVAC Contractor	Mesaba Heating	Mesaba Heating	405 E. 41st Street	Hibbing	MN	55746	Miss You Call	12/14/2023
HVAC Contractor	Mesaba Heating	Mesaba Heating	405 E. 41st Street	Hibbing	MN	55746	Miss You Call	8/16/2023
Other	Jr's Advanced Recycler's	Jr's Advanced Recycler's	10619 COURTHOUSE BLVD.	INVER GROVE HEIGHTS	MN	55077	Miss You Call	6/6/2023
Other	Jr's Advanced Recycler's	Jr's Advanced Recycler's	10619 COURTHOUSE BLVD.	INVER GROVE HEIGHTS	MN	55077	Miss You Call	12/6/2023
Other	Jr's Advanced Recycler's	Jr's Advanced Recycler's	10619 COURTHOUSE BLVD.	INVER GROVE HEIGHTS	MN	55077	Miss You Call	8/16/2023
HHW	Scott County Hhw	Scott County HHW	600 COUNTRY TRAIL EAST, (MN HWY 282)	JORDAN	MN	55352	Miss You Call	6/6/2023
Wholesaler	Ferguson	Ferguson Enterprises, Inc.	1321 N. RIVERFRONT DR.	MANKATO	MN	56001	Miss You Call	12/6/2023
Wholesaler	Lennox	Lennox Industries Inc.	1475 Commerce Dr.	Mendota Heights	MN	55120	Miss You Call	8/16/2023
HVAC Contractor	Northland Mechanical Contractors	Northland Mechanical Contractors	9001 SCIENCE CENTER DRIVE	NEW HOPE	MN	55428	Miss You Call	12/6/2023
HVAC Contractor	Tnc Industries	Tnc Industries	7100 Medicine Lake Road	New Hope	MN	55427	Miss You Call	12/5/2023
HVAC Contractor	Tnc Industries	Tnc Industries	7100 Medicine Lake Road	New Hope	MN	55427	Miss You Call	8/18/2023
HVAC Contractor	Gag Sheet Metal, Inc.	Gag Sheet Metal, Inc.	1500 N Front St	New Ulm	MN	56073	Miss You Call	8/17/2023
Wholesaler	Minnesota Air Inc.	Minnesota Air Inc.	6866 33RD STREET	OAKDALE	MN	55128	Miss You Call	12/6/2023
Wholesaler	First Supply Company	First Supply Company	151 PARK DR	Owatonna	MN	55060	Miss You Call	6/7/2023
Wholesaler	First Supply Company	First Supply Company	151 PARK DR	Owatonna	MN	55060	Miss You Call	12/6/2023
Wholesaler	First Supply Company	First Supply Company	151 PARK DR	Owatonna	MN	55060	Miss You Call	8/17/2023
Wholesaler	Dakota Supply Group	Dakota Supply Group	845 Berkshire Lane N	Plymouth	MN	55441	Miss You Call	6/6/2023
Wholesaler	Dakota Supply Group	Dakota Supply Group	845 Berkshire Lane N	Plymouth	MN	55441	Miss You Call	12/12/2023
Wholesaler	Dakota Supply Group	Dakota Supply Group	845 Berkshire Lane N	Plymouth	MN	55441	Miss You Call	8/16/2023
Wholesaler	Gustave A Larson	Gustave A. Larson Co	13200 10th AVE NORTH	Plymouth	MN	55441	Miss You Call	6/7/2023
Wholesaler	Gustave A Larson	Gustave A. Larson Co	13200 10th AVE NORTH	Plymouth	MN	55441	Miss You Call	12/6/2023

Minnesota

2023 Miss You Calls

Wholesaler	Gustave A Larson	Gustave A. Larson Co	13200 10th AVE NORTH	Plymouth	MN	55441	Miss You Call	8/16/2023
HVAC Contractor	Johnson Controls	Johnson Controls Minneapolis/Rochester Office	2605 Fernbrook Lane North	Plymouth	MN	55447	Miss You Call	12/6/2023
Wholesaler	Johnson Controls	York Upg	1005 Berkshire Lane North	Plymouth	MN	55441	Miss You Call	12/14/2023
Retailer	Luminaire Environmental	Luminaire Environmental	14930 28th Ave.	Plymouth	MN	55447	Miss You Call	6/6/2023
Wholesaler	Goodin Company	Goodin Company	3347 NW 19TH ST	ROCHESTER	MN	55901	Miss You Call	12/6/2023
Wholesaler	Allied Supply Co., Inc.	Allied Supply	2250 Terminal Road	Roseville	MN	55113	Miss You Call	12/6/2023
Wholesaler	R. E. Michel Co.	R.E. Michel Company, Inc.	775 Anderson Avenue	Saint Cloud	MN	56303	Miss You Call	6/7/2023
Wholesaler	Johnstone Supply	Johnstone Supply	2550 Wabash Avenue.	Saint Paul	MN	55114	Miss You Call	6/6/2023
Wholesaler	Johnstone Supply	Johnstone Supply	2550 Wabash Avenue.	Saint Paul	MN	55114	Miss You Call	12/14/2023
Wholesaler	Johnstone Supply	Johnstone Supply	2550 Wabash Avenue.	Saint Paul	MN	55114	Miss You Call	8/16/2023
Wholesaler	Gustave A Larson	Gustave A. Larson Co.	1975 Oakcrest Avenue	Saint Paul	MN	55113	Miss You Call	12/6/2023
Wholesaler	Gustave A Larson	Gustave A. Larson Co.	1975 Oakcrest Avenue	Saint Paul	MN	55113	Miss You Call	8/16/2023
Wholesaler	Gustave A Larson	Gustave A. Larson Co	1975 Oakcrest Ave	Saint Paul	MN	55113	Miss You Call	12/6/2023
Wholesaler	Gustave A Larson	Gustave A. Larson Co	1975 Oakcrest Ave	Saint Paul	MN	55113	Miss You Call	8/16/2023
Wholesaler	Trane	Trane Supply	720 vandalia Street	Saint Paul	MN	55115	Miss You Call	8/18/2023
Wholesaler	United Refrigeration	United Refrigeration	900 VANDALIA ST	SAINT PAUL	MN	55114	Miss You Call	12/13/2023
Wholesaler	United Refrigeration	United Refrigeration	900 VANDALIA ST	SAINT PAUL	MN	55114	Miss You Call	8/16/2023
Wholesaler	Johnstone Supply	Johnstone Supply Co	2550 WABASH AVENUE	ST PAUL	MN	55114	Miss You Call	12/6/2023
Wholesaler	Johnstone Supply	Johnstone Supply Co	2550 WABASH AVENUE	ST PAUL	MN	55114	Miss You Call	8/16/2023
Wholesaler	Goodin Company	Goodin Company	285 COMO AVE	ST PAUL	MN	55103	Miss You Call	12/6/2023
Wholesaler	St. Hilaire Supply	St. Hilaire Supply	HWY. 32	ST. HILAIRE	MN	56754	Miss You Call	6/6/2023
Wholesaler	St. Hilaire Supply	St. Hilaire Supply	HWY. 32	ST. HILAIRE	MN	56754	Miss You Call	12/12/2023
Wholesaler	St. Hilaire Supply	St. Hilaire Supply	HWY. 32	ST. HILAIRE	MN	56754	Miss You Call	8/16/2023
HHW	Heisel Brothers, Inc	Heisel Brothers, Inc	801 6TH AVE N	VIRGINIA	MN	55792	Miss You Call	12/6/2023
Wholesaler	Range Lp Gas	Range Lp Gas	102 S Hoover Road	Virginia	MN	55792	Miss You Call	6/6/2023
Wholesaler	Range Lp Gas	Range Lp Gas	102 S Hoover Road	Virginia	MN	55792	Miss You Call	12/14/2023
Wholesaler	Range Lp Gas	Range Lp Gas	102 S Hoover Road	Virginia	MN	55792	Miss You Call	8/16/2023
HVAC Contractor	Centerpoint Energy	Center Point Energy	1151 LAKELAND DR S.E.	WILLMAR	MN	56201	Miss You Call	6/7/2023
HVAC Contractor	Centerpoint Energy	Center Point Energy	1151 LAKELAND DR S.E.	WILLMAR	MN	56201	Miss You Call	8/16/2023
HHW	Kandiyohi County Hhw	Kandiyohi County HHW	1400 SW 22ND ST.	WILLMAR	MN	56201	Miss You Call	6/6/2023

Minnesota
2023 Site Visits

Location Type	Account	Location: Name	Street	City	State	Zip Code	Subject	Activity Date
Wholesaler	Winsupply Albert Lea Mn Co	Winsupply Albert Lea Mn Co	640 East 11th Street	Albert Lea	MN	56007	Site Visit	12/6/2023
Wholesaler	United Refrigeration	United Refrigeration	2043 GATEWAY BLVD	ARDEN HILLS	MN	55112	Site Visit	12/5/2023
Wholesaler	Ferguson	Ferguson	4221 Cardinal Rd NW	Bemidji	MN	56601	Site Visit	12/7/2023
Wholesaler	Harry Alter Co. National Excelsior	Excelsior Mfg. & Supply	8756 W 35W SERVICE DR NE	BLAINE	MN	55449	Site Visit	12/7/2023
Wholesaler	Minnesota Air Inc.	Minnesota Air Inc.	9650 JAMES AVE S.	BLOOMINGTON	MN	55431	Site Visit	12/4/2023
Wholesaler	Shurail Supply, Inc.	Shurail Supply, Inc.	9124 GRAND AVE. SOUTH	BLOOMINGTON	MN	55420	Site Visit	12/5/2023
Wholesaler	Trane	Trane Parts	7860 12th Avenue South	Bloomington	MN	55425	Site Visit	12/5/2023
Wholesaler	United Refrigeration	United Refrigeration	9360 James Ave S.	Bloomington	MN	55431	Site Visit	12/5/2023
Wholesaler	Goodin Company	Goodin Company	902 THIESSE DRIVE	BRAINERD	MN	56401	Site Visit	12/4/2023
Wholesaler	Minnesota Air Inc.	Minnesota Air Inc.	5524 LAKELAND AVE N	CRYSTAL	MN	55429	Site Visit	12/4/2023
Wholesaler	Goodin Company	Goodin Company	620 DAVIS AVENUE	DETROIT LAKES	MN	56501	Site Visit	12/6/2023
Wholesaler	Goodin Company	Goodin Company	4524 VENTURE CIRCLE	DULUTH	MN	55811	Site Visit	12/7/2023
Wholesaler	Ferguson	Ferguson	4209 Airpark Blvd.	Duluth	MN	55811	Site Visit	12/7/2023
Wholesaler	Sid Harvey	Sid Harvey Industries	2023 W. 1ST ST	DULUTH	MN	55806	Site Visit	12/5/2023
Wholesaler	United Refrigeration	United Refrigeration	2231 W. 1st ST	DULUTH	MN	55806	Site Visit	12/6/2023
Wholesaler	Harry Alter Co. National Excelsior	National Excelsior	2995 Lone Oak Circle	Eagan	MN	55121	Site Visit	12/6/2023
Wholesaler	Lennox	Lennox Parts Plus A227	7586 Washington Ave. South	Eden Prairie	MN	55344	Site Visit	12/5/2023
Wholesaler	Rapids Rental & Supply	Rapids Rental & Supply	1887 E. Hwy 2	GRAND RAPIDS	MN	55744	Site Visit	12/6/2023
Wholesaler	Ferguson	Ferguson Enterprises, Inc.	1321 N. RIVERFRONT DR.	MANKATO	MN	56001	Site Visit	12/5/2023
Wholesaler	Goodin Company	Goodin Company	2700 N 2nd St	MINNEAPOLIS	MN	55440	Site Visit	12/7/2023
Wholesaler	Minnesota Air Inc.	Minnesota Air Inc.	6866 33RD STREET	OAKDALE	MN	55128	Site Visit	12/4/2023
Wholesaler	First Supply Company	First Supply Company	151 PARK DR	Owatonna	MN	55060	Site Visit	12/5/2023
Wholesaler	Dakota Supply Group	Dakota Supply Group	845 Berkshire Lane N	Plymouth	MN	55441	Site Visit	12/4/2023
Wholesaler	Gustave A Larson	Gustave A. Larson Co	13200 10th AVE NORTH	Plymouth	MN	55441	Site Visit	12/4/2023
Wholesaler	Johnson Controls	York Upg	1005 Berkshire Lane North	Plymouth	MN	55441	Site Visit	12/4/2023
Wholesaler	Goodin Company	Goodin Company	3347 NW 19TH ST	ROCHESTER	MN	55901	Site Visit	12/7/2023
Wholesaler	Allied Supply Co., Inc.	Allied Supply	2250 Terminal Road	Roseville	MN	55113	Site Visit	12/4/2023
Wholesaler	Johnstone Supply	Johnstone Supply	2550 Wabash Avenue.	Saint Paul	MN	55114	Site Visit	12/4/2023
Wholesaler	Gustave A Larson	Gustave A. Larson Co	1975 Oakcrest Ave	Saint Paul	MN	55113	Site Visit	12/5/2023
Wholesaler	Trane	Trane Supply	720 vandalia Street	Saint Paul	MN	55115	Site Visit	12/5/2023
Wholesaler	United Refrigeration	United Refrigeration	900 VANDALIA ST	SAINT PAUL	MN	55114	Site Visit	12/5/2023
Wholesaler	S P S Companies, Inc.	S P S Companies, Inc.	8712 Crossing Dr	ST CLOUD	MN	56301-7402	Site Visit	12/6/2023
Wholesaler	Johnstone Supply	Johnstone Supply Co	2550 WABASH AVENUE	ST PAUL	MN	55114	Site Visit	12/6/2023
Wholesaler	Goodin Company	Goodin Company	285 COMO AVE	ST PAUL	MN	55103	Site Visit	12/7/2023
Wholesaler	St. Hilaire Supply	St. Hilaire Supply	HWY. 32	ST. HILAIRE	MN	56754	Site Visit	12/4/2023
Wholesaler	Mn Air Sps Co.	Mn Air Sps Co.	6363 HWY 7	St. Louis Park	MN	55416	Site Visit	12/4/2023
Wholesaler	Range Lp Gas	Range Lp Gas	102 S Hoover Road	Virginia	MN	55792	Site Visit	12/5/2023
Wholesaler	Ferguson	Ferguson	2205 TROTT AVENUE S.W.	WILLMAR	MN	56201	Site Visit	12/6/2023

Minnesota
2023 Collection Location Summary Report

Bin Bar Code	Location Status	Location Type	Account: TRC Account Name	Name	Street	City	State	Zip Code	Contact Phone	Return Date	Number of Loose Switches	Number of Mercury Thermostats	Total Mercury Volume (lbs.)
	Active	HHW	Freeborn County Household Hazardous Waste	Freeborn County Household Hazardous Waste	2020 Pioneer Trail	ALBERT LEA	MN	56007	507-377-5186				
	Active	HHW	Freeborn County Household Hazardous Waste	Freeborn County Household Hazardous Waste	2020 Pioneer Trail	ALBERT LEA	MN	56007	507-377-5186				
	Inactive	Wholesaler	Historicalplaceholder	D C Sales Co.		ALBERT LEA	MN	56007					
	Inactive	Wholesaler	Historicalplaceholder	D C Sales Co		ALBERT LEA	MN	56007					
	Active	Wholesaler	Winsupply Albert Lea Mn Co	Winsupply Albert Lea Mn Co	640 East 11th Street	Albert Lea	MN	56007	507-373-1155				
	Active	Wholesaler	Winsupply Albert Lea Mn Co	Winsupply Albert Lea Mn Co	640 East 11th Street	Albert Lea	MN	56007	507-373-1155				
	Active	HVAC Contractor	Centerpoint Energy	Centerpoint Energy	1102 36th Ave.	Alexandria	MN	56308	(218) 355-0826				
	Active	HVAC Contractor	Centerpoint Energy	Centerpoint Energy	1102 36th Ave.	Alexandria	MN	56308	(218) 355-0826				
M16714	Active	Wholesaler	Dakota Supply Group	Dakota Supply Group	3130 COUNTY RD 45 SW	ALEXANDRIA	MN	56308	(320) 763-3172	6/16/2023	0	17	0.1054
	Active	Wholesaler	Dakota Supply Group	Dakota Supply Group	3130 COUNTY RD 45 SW	ALEXANDRIA	MN	56308	(320) 763-3172				
	Inactive	Wholesaler	Dakota Supply Group	Dakota Supply Group	3130 COUNTY ROAD 45 SW	ALEXANDRIA	MN	56308					
	Inactive	Wholesaler	Historicalplaceholder	Wedum Supply Co.		ALEXANDRIA	MN	56208					
M13732	Active	HHW	Pope/Douglas Solid Waste Management	Pope Douglas Solid Waste Management	2115 SOUTH JEFFERSON	ALEXANDRIA	MN	56308	320-763-9340	3/7/2023	0	59	0.4402
	Inactive	HVAC Contractor	Historicalplaceholder	Minnegasco		ANDOVER	MN	55304					
	Inactive	HVAC Contractor	Historicalplaceholder	Reliant Energy		ANDOVER	MN	55304					
	Inactive	Wholesaler	Auer Steel & Heating Supply	Auer Steel		ANOKA	MN	55428					
	Inactive	HVAC Contractor	Historicalplaceholder	Center Point Energy		ANOKA	MN	55304					
	Inactive	HVAC Contractor	Historicalplaceholder	Minnegasco		ANOKA	MN	55304					
	Inactive	HVAC Contractor	Historicalplaceholder	Minnegasco		ANOKA	MN	55304					
	Active	HVAC Contractor	Superior Heating, A/C, & Electric	Superior Heating, AC, & Electric	3731 Thurston Avenue NW	Anoka	MN	55303	(763) 422-1721				
	Active	HVAC Contractor	Superior Heating, A/C, & Electric	Superior Heating, AC, & Electric	3731 Thurston Avenue NW	Anoka	MN	55303	(763) 422-1721				
	Active	HVAC Contractor	Superior Heating, A/C, & Electric	Superior Heating, AC, & Electric	3731 Thurston Avenue NW	Anoka	MN	55303	(763) 422-1721				
M12079	Active	HVAC Contractor	Lofgren Heating And Air Conditioning	Lofgren Heating And Air Conditioning	5708 Upper 147th Street W	Apple Valley	MN	55124	(952) 431-5811	6/28/2023	0	97	0.682
	Active	Wholesaler	United Refrigeration	United Refrigeration	2043 GATEWAY BLVD	ARDEN HILLS	MN	55112	651-636-8861				
	Active	Wholesaler	United Refrigeration	United Refrigeration	2043 GATEWAY BLVD	ARDEN HILLS	MN	55112	651-636-8861				
	Active	Wholesaler	United Refrigeration	United Refrigeration	2043 GATEWAY BLVD	ARDEN HILLS	MN	55112	651-636-8861				
	Active	Wholesaler	United Refrigeration	United Refrigeration	2043 GATEWAY BLVD	ARDEN HILLS	MN	55112	651-636-8861				
	Active	Wholesaler	United Refrigeration	United Refrigeration	2043 GATEWAY BLVD	ARDEN HILLS	MN	55112	651-636-8861				
	Active	HVAC Contractor	Advantage Heating & Cooling	Advantage Heating & Cooling	2648 State 87 N.W.	Backus	MN	56435	(218) 947-4480				
M01010	Active	Wholesaler	Refrigeration Heating Inc.	Refrigeration Heating Inc.	8217 Industrial Park Road	Baxter	MN	56425	218-828-7016	3/13/2023	0	121	0.8556
M01010	Active	Wholesaler	Refrigeration Heating Inc.	Refrigeration Heating Inc.	8217 Industrial Park Road	Baxter	MN	56425	218-828-7016	8/30/2023	0	113	0.7564
M01009	Active	Wholesaler	Refrigeration Heating Inc.	Refrigeration Heating Inc.	8217 Industrial Park Road	Baxter	MN	56425	218-828-7016	3/10/2023	1	114	0.744
	Active	Wholesaler	Ferguson	Ferguson	4221 Cardinal Rd NW	Bemidji	MN	56601	218-751-8060				
	Active	Wholesaler	Ferguson	Ferguson	4221 Cardinal Rd NW	Bemidji	MN	56601	218-751-8060				
	Inactive	Wholesaler	Dakota Supply Group	Dakota Supply Group		BENSON	MN	56215					
	Inactive	HVAC Contractor	Historicalplaceholder	Minnegasco		BKLYN PK	MN	55428					
	Inactive	HVAC Contractor	Historicalplaceholder	Minnegasco		BKLYN.PK	MN	55428					
	Inactive	HVAC Contractor	Historicalplaceholder	Minnegasco		BKLYN.PK	MN	55428					
	Inactive	HVAC Contractor	Historicalplaceholder	Minnegasco		BKLYN.PK	MN	55428					
	Inactive	HVAC Contractor	Historicalplaceholder	Minnegasco		BKLYN.PK	MN	55428					
	Active	HHW	Green Lights Recycling, Inc.	Green Lights Recycling, Inc.	10040 Davenport Street NE	Blaine	MN	55449	763-785-0456				
M10100	Active	Wholesaler	Harry Alter Co. National Excelsior	Excelsior Mfg. & Supply	8756 W 35W SERVICE DR NE	BLAINE	MN	55449	763-780-8163	11/9/2023	0	31	0.1922
	Inactive	Wholesaler	Johnstone Supply	Johnstone Supply (Closed)	1261 97th Ave. N.E.	Blaine	MN	55434	763-746-3550				
	Inactive	Wholesaler	Johnstone Supply	Johnstone Supply (Closed)	1261 97th Ave. N.E.	Blaine	MN	55434	763-746-3550				
	Active	Wholesaler	Gustave A Larson	Gustave A. Larson Co	9208 James AV South	Bloomington	MN	55431	262-542-0200				
M12036	Active	Wholesaler	Gustave A Larson	Gustave A. Larson Co	9208 James AV South	Bloomington	MN	55431	262-542-0200	6/20/2023	7	78	0.806
	Active	Wholesaler	Gustave A Larson	Gustave A. Larson Co	9208 James AV South	Bloomington	MN	55431	262-542-0200				
	Active	Wholesaler	Gustave A Larson	Gustave A. Larson Co	9208 James AV South	Bloomington	MN	55431	262-542-0200				
	Active	Wholesaler	Gustave A Larson	Gustave A. Larson Co	9208 James AV South	Bloomington	MN	55431	262-542-0200				
	Active	Wholesaler	Gustave A Larson	Gustave A. Larson Co	9208 James AV South	Bloomington	MN	55431	262-542-0200				
	Active	Wholesaler	Gustave A Larson	Gustave A. Larson Co	9208 James AV South	Bloomington	MN	55431	262-542-0200				
M12592	Active	HHW	Hennepin County Hhw	Hennepin County HHW	1400 W. 96TH STREET	BLOOMINGTON	MN	55431	612-348-3777	3/9/2023	0	62	0.434
M12590	Active	HHW	Hennepin County Hhw	Hennepin County HHW	1400 W. 96TH STREET	BLOOMINGTON	MN	55431	612-348-3777	7/28/2023	0	84	0.589
	Active	HHW	Hennepin County Hhw	Hennepin County HHW	1400 W. 96TH STREET	BLOOMINGTON	MN	55431	612-348-3777				
	Inactive	HHW	Honeywell	Honeywell - Hennipen County		BLOOMINGTON	MN	55431					
	Inactive	HHW	Honeywell	Honeywell - Hennipen County		BLOOMINGTON	MN	55431					
	Inactive	HHW	Honeywell	Honeywell - Hennipen County		BLOOMINGTON	MN	55431					
	Inactive	HHW	Honeywell	Honeywell - Hennipen County		BLOOMINGTON	MN	55431					
	Inactive	HHW	Honeywell	Honeywell - Hennipen County		BLOOMINGTON	MN	55431					
	Inactive	Wholesaler	Johnstone Supply	Johnstone Supply Co	1401 W. 94TH STREET	BLOOMINGTON	MN	55431	952-853-9898				
	Active	Wholesaler	Johnstone Supply	Johnstone Supply	1401 W 94th St.	Bloomington	MN	55431	952-853-9898				
	Active	Wholesaler	Johnstone Supply	Johnstone Supply	1401 W 94th St.	Bloomington	MN	55431	952-853-9898				
	Active	Wholesaler	Johnstone Supply	Johnstone Supply	1401 W 94th St.	Bloomington	MN	55431	952-853-9898				
	Active	Wholesaler	Johnstone Supply	Johnstone Supply	1401 W 94th St.	Bloomington	MN	55431	952-853-9898				
	Active	Wholesaler	Johnstone Supply	Johnstone Supply	1401 W 94th St.	Bloomington	MN	55431	952-853-9898				
	Active	Wholesaler	Johnstone Supply	Johnstone Supply	1401 W 94th St.	Bloomington	MN	55431	952-853-9898				
	Active	Wholesaler	Johnstone Supply	Johnstone Supply	1401 W 94th St.	Bloomington	MN	55431	952-853-9898				
	Active	Wholesaler	Johnstone Supply	Johnstone Supply	1401 W 94th St.	Bloomington	MN	55431	952-853-9898				
	Active	Wholesaler	Johnstone Supply	Johnstone Supply	1401 W 94th St.	Bloomington	MN	55431	952-853-9898				
	Active	Wholesaler	Johnstone Supply	Johnstone Supply	1401 W 94th St.	Bloomington	MN	55431	952-853-9898				
	Active	Wholesaler	Johnstone Supply	Johnstone Supply	1401 W 94th St.	Bloomington	MN	55431	952-853-9898				
	Active	Wholesaler	Johnstone Supply	Johnstone Supply	1401 W 94th St.	Bloomington	MN	55431	952-853-9898				
	Active	Wholesaler	Johnstone Supply	Johnstone Supply	1401 W 94th St.	Bloomington	MN	55431	952-853-9898				
	Inactive	Wholesaler	Johnstone Supply Co - Closed	Johnstone Supply Co - Closed	2680 E 81st Street - CLOSED	Bloomington	MN	55425					
	Inactive	HVAC Contractor	Managed Services, Inc	Managed Services, Inc	7930 Computer Avenue	Bloomington	MN	55435	9529254111				
	Inactive	HVAC Contractor	Managed Services, Inc	Managed Services, Inc	7930 Computer Avenue	Bloomington	MN	55435	9529254111				
M12468	Active	Wholesaler	Minnesota Air Inc.	Minnesota Air Inc.	6901 W. OLD SHAKOPEE RD.	BLOOMINGTON	MN	55438	952 918-8099	5/10/2023	3	112	0.8432

Minnesota
2023 Collection Location Summary Report

M10529	Active	Wholesaler	Minnesota Air Inc.	Minnesota Air Inc.	6901 W. OLD SHAKOPEE RD.	BLOOMINGTON	MN	55438	952 918-8099	5/10/2023	0	135	0.8494
	Active	Wholesaler	Minnesota Air Inc.	Minnesota Air Inc.	9650 JAMES AVE S.	BLOOMINGTON	MN	55431	952-918-8064				
	Active	Wholesaler	Minnesota Air Inc.	Minnesota Air Inc.	9650 JAMES AVE S.	BLOOMINGTON	MN	55431	952-918-8064				
	Active	Wholesaler	Minnesota Air Inc.	Minnesota Air Inc.	6901 W. OLD SHAKOPEE RD.	BLOOMINGTON	MN	55438	952 918-8099				
	Active	Wholesaler	Minnesota Air Inc.	Minnesota Air Inc.	6901 W. OLD SHAKOPEE RD.	BLOOMINGTON	MN	55438	952 918-8099				
	Active	Wholesaler	Minnesota Air Inc.	Minnesota Air Inc.	6901 W. OLD SHAKOPEE RD.	BLOOMINGTON	MN	55438	952 918-8099				
	Active	Wholesaler	Shural Supply, Inc.	Shural Supply, Inc.	9124 GRAND AVE. SOUTH	BLOOMINGTON	MN	55420	(952) 884-8266				
	Active	HVAC Contractor	Southside Heating & Air Conditioning Inc.	Southside Heating & Air Conditioning Inc.	10800 Normandale Blvd	Bloomington	MN	55437	(952) 884-2453				
	Active	HVAC Contractor	Southside Heating & Air Conditioning Inc.	Southside Heating & Air Conditioning Inc.	10800 Normandale Blvd	Bloomington	MN	55437	(952) 884-2453				
	Active	Wholesaler	Trane	Trane Parts	7860 12th Avenue South	Bloomington	MN	55425	612-581-1758				
	Active	Wholesaler	Trane	Trane Supply	7860 12th Ave. S	Bloomington	MN	55425	952-693-2150				
	Inactive	Wholesaler	Tropic Supply Inc.	Tropic Suply Inc.		BLOOMINGTON	MN	55425					
	Active	Wholesaler	United Refrigeration	United Refrigeration	9360 James Ave S.	Bloomington	MN	55431	952-881-1414				
	Active	Wholesaler	United Refrigeration	United Refrigeration	9360 James Ave S.	Bloomington	MN	55431	952-881-1414				
	Inactive	HVAC Contractor	Centerpoint Energy	Center Point Energy	304 E. RIVER ROAD S. 4	BRAINERD	MN	56401	(218) 829-4724				
	Active	HHW	Crow Wing County Solid Waste Dept	Crow Wing County Solid Waste Dept	15728 STATE HIGHWAY 210	BRAINERD	MN	56401	(218) 824-1290				
	Active	HHW	Crow Wing County Solid Waste Dept	Crow Wing County Solid Waste Dept	15728 STATE HIGHWAY 210	BRAINERD	MN	56401	(218) 824-1290				
	Active	Wholesaler	Goodin Company	Goodin Company	902 THIESSE DRIVE	BRAINERD	MN	56401					
	Active	Wholesaler	Goodin Company	Goodin Company	902 THIESSE DRIVE	BRAINERD	MN	56401					
	Inactive	Wholesaler	Auer Steel & Heating Supply	Auer Steel		BROOKLYN CENTER	MN	55430					
	Inactive	Wholesaler	Auer Steel & Heating Supply	Auer Steel		BROOKLYN CENTER	MN	55430					
	Inactive	Wholesaler	Auer Steel & Heating Supply	Auer Steel		BROOKLYN CENTER	MN	55428					
	Inactive	Wholesaler	Roberts Hamilton Co	Roberts Hamilton Co	6601 PARKWAY CIRCLE	BROOKLYN CENTER	MN	55430	612-544-1234				
	Active	HHW	Hennepin County Hhw	Hennepin County HHW	8100 JEFFERSON HWY NO.	BROOKLYN PARK	MN	55445	612-348-3777				
M20321	Active	HHW	Hennepin County Hhw	Hennepin County HHW	8100 JEFFERSON HWY NO.	BROOKLYN PARK	MN	55445	612-348-3777	3/15/2023	0	90	0.5766
	Active	HHW	Hennepin County Hhw	Hennepin County HHW	8100 JEFFERSON HWY NO.	BROOKLYN PARK	MN	55445	612-348-3777				
	Active	HHW	Hennepin County Hhw	Hennepin County HHW	8100 JEFFERSON HWY NO.	BROOKLYN PARK	MN	55445	612-348-3777				
	Inactive	HVAC Contractor	Historicalplaceholder	Minnegasco		BROOKLYN PARK	MN	55428					
	Inactive	HVAC Contractor	Historicalplaceholder	Minnegasco		BROOKLYN PARK	MN	55428					
M17986	Active	Wholesaler	Lennox	Lennox Stores	7150 Boone Avenue North	Brooklyn Park	MN	55428	763-354-5735	10/23/2023	0	27	0.1798
	Active	HVAC Contractor	Marsh Heating & A/C	Marsh Heating A C	6248 Lakeland Avenue N	Brooklyn Park	MN	55428	(763) 536-0667				
	Active	HVAC Contractor	Bowman Sheet Metal Heating & Air Conditioning	Bowman Sheet Metal Heating & Air Conditioning	300 Brighton Avenue S	Buffalo	MN	55313	(763) 682-1971				
	Active	HHW	Wright County Compost And Recycling Facility	Wright County Compost And Recycling Facility	505 COUNTY RD 37 NE	BUFFALO	MN	55313	320-963-5797				
	Inactive	HVAC Contractor	Historicalplaceholder	Minnegasco		BURNS.	MN	55337					
	Inactive	HVAC Contractor	Historicalplaceholder	Minnegasco		BURNSVILLE	MN	55337					
	Prospective	Wholesaler	Zohoplaceholder	Genz-Ryan AC, Heating, And Plumbing	2200 Hwy 13 W	Burnsville	MN	55337					
	Inactive	HVAC Contractor	Historicalplaceholder	Minnegasco		C. RAPIDS	MN	55433					
M21928	Active	HHW	Carver County Environmental Center	Carver County Environmental Center	116 Peavey Circle	Chaska	MN	55318	(952) 361-1842	3/2/2023	0	63	0.4836
	Active	HHW	Carver County Environmental Center	Carver County Environmental Center	116 Peavey Circle	Chaska	MN	55318	(952) 361-1842				
	Prospective	Wholesaler	Zohoplaceholder	Precision Heating And Cooling, Inc.	3650 Chestnut Street North	Chaska	MN	55318					
M15555	Active	HVAC Contractor	Centerpoint Energy	Centerpoint Energy	10511 HANSON BLVD	COON RAPIDS	MN	55433	612 861 8698	8/7/2023	0	56	0.3472
	Active	HVAC Contractor	Centerpoint Energy	Centerpoint Energy	9320 EVERGREEN BLVD. STE B	COON RAPIDS	MN	55433	612-861-8698				
	Active	HVAC Contractor	Centerpoint Energy	Centerpoint Energy	9320 EVERGREEN BLVD. STE B	COON RAPIDS	MN	55433	612-861-8698				
	Active	HVAC Contractor	Centerpoint Energy	Center Point Energy	10511 HANSON BLVD	COON RAPIDS	MN	55433	(763) 754-4194				
	Active	HVAC Contractor	Centerpoint Energy	Center Point Energy	10511 HANSON BLVD	COON RAPIDS	MN	55433	(763) 754-4194				
	Inactive	HVAC Contractor	Centerpoint Energy	Centerpoint Energy	9320 EVERGREEN BLVD, SUITE B	COON RAPIDS	MN	55433	612 861 8698				
M01002	Active	HVAC Contractor	Centerpoint Energy	Centerpoint Energy	9320 EVERGREEN BLVD. STE B	COON RAPIDS	MN	55433	612-861-8698	9/25/2023	0	131	0.8432
	Active	HVAC Contractor	Centerpoint Energy	Center Point Energy	10511 HANSON BLVD	COON RAPIDS	MN	55433	(763) 754-4194				
	Active	HVAC Contractor	Centerpoint Energy	Center Point Energy	10511 HANSON BLVD	COON RAPIDS	MN	55433	(763) 754-4194				
	Active	HVAC Contractor	Centerpoint Energy	Center Point Energy	10511 HANSON BLVD	COON RAPIDS	MN	55433	(763) 754-4194				
	Active	HVAC Contractor	Centerpoint Energy	Center Point Energy	10511 HANSON BLVD	COON RAPIDS	MN	55433	(763) 754-4194				
	Inactive	HVAC Contractor	Historicalplaceholder	Minnegasco		COON RAPIDS	MN	55434					
	Active	Wholesaler	Minnesota Air Inc.	Minnesota Air Inc.	5524 LAKELAND AVE N	CRYSTAL	MN	55429	952-918-8105				
	Active	Wholesaler	Minnesota Air Inc.	Minnesota Air Inc.	5524 LAKELAND AVE N	CRYSTAL	MN	55429	952-918-8105				
M21321	Active	HHW	Becker County Environmental Services	Becker County Environmental Services	24413 County Road 144	DETROIT LAKES	MN	56501	(218) 846-7310	1/3/2023	0	80	0.496
M21321	Active	HHW	Becker County Environmental Services	Becker County Environmental Services	24413 County Road 144	DETROIT LAKES	MN	56501	(218) 846-7310	8/10/2023	0	53	0.3286
	Active	Wholesaler	Goodin Company	Goodin Company	620 DAVIS AVENUE	DETROIT LAKES	MN	56501	(218) 847-9211				
	Active	Wholesaler	Ferguson	Ferguson	4209 Airpark Blvd.	Duluth	MN	55811	218-628-2844				
	Active	Wholesaler	Ferguson	Ferguson	4209 Airpark Blvd.	Duluth	MN	55811	218-628-2844				
	Active	Wholesaler	Goodin Company	Goodin Company	4524 VENTURE CIRCLE	DULUTH	MN	55811	218-727-6670				
	Active	Wholesaler	Goodin Company	Goodin Company	4524 VENTURE CIRCLE	DULUTH	MN	55811	218-727-6670				
	Active	Wholesaler	Goodin Company	Goodin Company	4524 VENTURE CIRCLE	DULUTH	MN	55811	218-727-6670				
	Active	Wholesaler	Goodin Company	Goodin Company	4524 VENTURE CIRCLE	DULUTH	MN	55811	218-727-6670				
	Inactive	Wholesaler	Gustave A Larson	Gustave A. Larson Co	4001 WEST SUPERIOR ST	DULUTH	MN	55807	262-542-0200				
	Active	Wholesaler	Gustave A Larson	Gustave A Larson	4001 W. SUPERIOR ST.	DULUTH	MN	55807	800-829-9609				
M20684	Active	Wholesaler	Gustave A Larson	Gustave A Larson	4001 W. SUPERIOR ST.	DULUTH	MN	55807	800-829-9609	3/16/2023	162	4	1.0664
	Active	Wholesaler	Gustave A Larson	Gustave A Larson	4001 W. SUPERIOR ST.	DULUTH	MN	55807	800-829-9609				
	Active	Wholesaler	Johnstone Supply	Johnstone Supply	4305 Airpark Blvd	Duluth	MN	55811	218-623-6623				
	Active	Wholesaler	Johnstone Supply	Johnstone Supply	4305 Airpark Blvd	Duluth	MN	55811	218-623-6623				
	Active	HVAC Contractor	Mn Pollution Control Agency	Mn Pollution Control Agency	525 LAKE AVE SO., STE. 400	DULUTH	MN	55802					
	Active	HVAC Contractor	Mn Pollution Control Agency	Mn Pollution Control Agency	525 LAKE AVE SO., STE. 400	DULUTH	MN	55802					
	Active	HVAC Contractor	Mn Pollution Control Agency	Mn Pollution Control Agency	525 LAKE AVE SO., STE. 400	DULUTH	MN	55802					
	Active	HVAC Contractor	Mn Pollution Control Agency	Mn Pollution Control Agency	525 LAKE AVE SO., STE. 400	DULUTH	MN	55802					
	Active	HVAC Contractor	Mn Pollution Control Agency	Mn Pollution Control Agency	525 LAKE AVE SO., STE. 400	DULUTH	MN	55802					
	Active	HVAC Contractor	Mn Pollution Control Agency	Mn Pollution Control Agency	525 LAKE AVE SO., STE. 400	DULUTH	MN	55802					
	Active	HVAC Contractor	Mn Pollution Control Agency	Mn Pollution Control Agency	525 LAKE AVE SO., STE. 400	DULUTH	MN	55802					
	Active	HVAC Contractor	Mn Pollution Control Agency	Mn Pollution Control Agency	525 LAKE AVE SO., STE. 400	DULUTH	MN	55802					
	Active	HVAC Contractor	Mn Pollution Control Agency	Mn Pollution Control Agency	525 LAKE AVE SO., STE. 400	DULUTH	MN	55802					
	Active	HVAC Contractor	Mn Pollution Control Agency	Mn Pollution Control Agency	525 LAKE AVE SO., STE. 400	DULUTH	MN	55802					
	Active	HVAC Contractor	Mn Pollution Control Agency	Mn Pollution Control Agency	525 LAKE AVE SO., STE. 400	DULUTH	MN	55802					
	Active	HVAC Contractor	Mn Pollution Control Agency	Mn Pollution Control Agency	525 LAKE AVE SO., STE. 400	DULUTH	MN	55802					
	Active	HVAC Contractor	Mn Pollution Control Agency	Mn Pollution Control Agency	525 LAKE AVE SO., STE. 400	DULUTH	MN	55802					
	Active	HVAC Contractor	Mn Pollution Control Agency	Mn Pollution Control Agency	525 LAKE AVE SO., STE. 400	DULUTH	MN	55802					
	Active	HVAC Contractor	Mn Pollution Control Agency	Mn Pollution Control Agency	525 LAKE AVE SO., STE. 400	DULUTH	MN	55802					
	Active	HVAC Contractor	Mn Pollution Control Agency	Mn Pollution Control Agency	525 LAKE AVE SO., STE. 400	DULUTH	MN	55802					
	Active	HVAC Contractor	Mn Pollution Control Agency	Mn Pollution Control Agency	525 LAKE AVE SO., STE. 400	DULUTH	MN	55802					
	Active	HVAC Contractor	Mn Pollution Control Agency	Mn Pollution Control Agency	525 LAKE AVE SO., STE. 400	DULUTH	MN	55802					
	Active	HVAC Contractor	Mn Pollution Control Agency	Mn Pollution Control Agency	525 LAKE AVE SO., STE. 400	DULUTH	MN	55802					
	Active	HVAC Contractor	Mn Pollution Control Agency	Mn Pollution Control Agency	525 LAKE AVE SO., STE. 400	DULUTH	MN	55802					
	Active	HVAC Contractor	Mn Pollution Control Agency	Mn Pollution Control Agency	525 LAKE AVE SO., STE. 400	DULUTH	MN	55802					
	Active	HVAC Contractor	Mn Pollution Control Agency	Mn Pollution Control Agency	525 LAKE AVE SO., STE. 400	DULUTH	MN	55802					
	Active	HVAC Contractor	Mn Pollution Control Agency	Mn Pollution Control Agency	525 LAKE AVE SO., STE. 400	DULUTH	MN	55802					
	Active	HVAC Contractor	Mn Pollution Control Agency	Mn Pollution Control Agency	525 LAKE AVE SO., STE. 400	DULUTH	MN	55802					
	Active	HVAC Contractor	Mn Pollution Control Agency	Mn Pollution Control Agency	525 LAKE AVE SO., STE. 400	DULUTH	MN	55802					
	Active	HVAC Contractor	Mn Pollution Control Agency	Mn Pollution Control Agency	525 LAKE AVE SO., STE. 400	DULUTH	MN	55802					
	Active	HVAC Contractor	Mn Pollution Control Agency	Mn Pollution Control Agency	525 LAKE AVE SO., STE. 400	DULUTH	MN	55802					
	Active	HVAC Contractor	Mn Pollution Control Agency	Mn Pollution Control Agency	525 LAKE AVE SO., STE. 400	DULUTH	MN	55802					
	Active	HVAC Contractor	Mn Pollution Control Agency	Mn Pollution Control Agency	525 LAKE AVE SO., STE. 400	DULUTH	MN	55802					

Minnesota
2023 Collection Location Summary Report

	Inactive	Wholesaler	Johnstone Supply	Johnstone Supply		MINNEAPOLIS	MN	55425-0000										
	Inactive	Wholesaler	Johnstone Supply	Johnstone Supply		MINNEAPOLIS	MN	55428										
	Inactive	Wholesaler	South Shore Oil Heat Supply	South Shore Oil Heat Supply		MINNEAPOLIS	MN	55406										
M12141	Active	HVAC Contractor	Standard Heating & Air Conditioning	Standard Heating & Air Conditioning	130 Plymouth Avenue N	Minneapolis	MN	55411	(612) 824-2656	10/27/2023		0		26			0.1612	
	Prospective	Wholesaler	Zohoplacelholder	Allied Supply-Minneapolis	772 Kasota Ave. SE	Minneapolis	MN	55414										
	Prospective	Wholesaler	Zohoplacelholder	Avid Heating And Cooling LLC	7700 County Road 110 W	Minnetrista	MN	55364										
	Inactive	HVAC Contractor	Historicalplaceholder	Minnegasco		MLPS	MN	55419										
	Active	HHW	Clay County Household Hazardous Waste Facilit	Clay County Household Hazardous Waste Facility	2729 Hwy 10 E	Moorhead	MN	56560	218-299-5077									
	Inactive	Wholesaler	Minvalco	Minvalco		MOUNDS VIEW	MN	55112										
	Inactive	Wholesaler	Minvalco	Minvalco		MOUNDSVIEW	MN	55112										
	Inactive	HVAC Contractor	Historicalplaceholder	Minnegasco		MPLS	MN	55419										
	Inactive	HVAC Contractor	Historicalplaceholder	Minnegasco		MPLS	MN	55419										
	Inactive	HVAC Contractor	Historicalplaceholder	Minnegasco		MPLS	MN	55459										
	Inactive	HVAC Contractor	Historicalplaceholder	Minnegasco		MPLS	MN	55459										
	Inactive	HVAC Contractor	Historicalplaceholder	Minnegasco		MPLS	MN	55441										
	Inactive	Wholesaler	Auer Steel & Heating Supply	Auer Steel		NEW HOPE	MN	55428-0000										
	Inactive	Wholesaler	Auer Steel & Heating Supply	Auer Steel		NEW HOPE	MN	55428										
	Inactive	Wholesaler	Auer Steel & Heating Supply	Auer Steel		NEW HOPE	MN	55428										
	Active	HVAC Contractor	Northland Mechanical Contractors	Northland Mechanical Contractors	9001 SCIENCE CENTER DRIVE	NEW HOPE	MN	55428	612-720-2911									
	Active	HVAC Contractor	Northland Mechanical Contractors	Northland Mechanical Contractors	9001 SCIENCE CENTER DRIVE	NEW HOPE	MN	55428	612-720-2911									
	Active	HVAC Contractor	Northland Mechanical Contractors	Northland Mechanical Contractors	9001 SCIENCE CENTER DRIVE	NEW HOPE	MN	55428	612-720-2911									
	Active	HVAC Contractor	Tnc Industries	Tnc Industries	7100 Medicine Lake Road	New Hope	MN	55427	763-559-0808									
M15038	Active	HVAC Contractor	Gag Sheet Metal, Inc.	Gag Sheet Metal, Inc.	1500 N Front St	New Ulm	MN	56073	507-354-3813	10/19/2023		0		19			0.1736	
	Active	HHW	Chisago County HHW	Chisago County HHW	39649 Grand Avenue	North Branch	MN	55056	651-213-8920									
M21253	Active	HHW	Chisago County HHW	Chisago County HHW	39649 Grand Avenue	North Branch	MN	55056	651-213-8920	1/9/2023		0		43			0.3038	
M21326	Active	Wholesaler	Ferguson	Ferguson	590 Hale Ave. N	Oakdale	MN	55128	651-779-9393	1/23/2023		0		141			0.8742	
	Active	Wholesaler	Ferguson	Ferguson	590 Hale Ave. N	Oakdale	MN	55128	651-779-9393									
M19449	Active	Wholesaler	Ferguson	Ferguson	590 Hale Ave. N	Oakdale	MN	55128	651-779-9393	2/2/2023		0		86			0.5456	
M19449	Active	Wholesaler	Ferguson	Ferguson	590 Hale Ave. N	Oakdale	MN	55128	651-779-9393	1/17/2023		0		87			0.5518	
	Inactive	Wholesaler	Ferguson	Ferguson	590 Hale Ave N	Oakdale	MN	55128	651-779-9393									
M12616	Active	Wholesaler	Minnesota Air Inc.	Minnesota Air Inc.	6866 33RD STREET	OAKDALE	MN	55128	952-918-8058	12/20/2023		0		9			0.0806	
	Active	Wholesaler	Minnesota Air Inc.	Minnesota Air Inc.	6866 33RD STREET	OAKDALE	MN	55128	952-918-8058									
	Inactive	HHW	Washington County Hhw	Washington County HHW		OAKDALE	MN	55128										
	Prospective	Wholesaler	Zohoplacelholder	Prescription Heating And Cooling LLC	2430 Hydrum Ave N	Oakdale	MN	55128										
	Active	HVAC Contractor	Comfort Solutions Heating & Cooling	Comfort Solutions Heating & Cooling	11 1st Street NW	Osseo	MN	55369	763-565-2121									
M12196	Active	HVAC Contractor	Heating & Cooling Two Inc.	Heating & Cooling Two Inc.	18550 County Road 81	Osseo	MN	55369	(763) 428-3677	12/28/2023		0		23			0.1426	
	Active	Wholesaler	First Supply Company	First Supply Company	151 PARK DR	Owatonna	MN	55060	507-287-0202									
	Active	Wholesaler	First Supply Company	First Supply Company	151 PARK DR	Owatonna	MN	55060	507-287-0202									
	Active	Wholesaler	First Supply Company	First Supply Company	151 PARK DR	Owatonna	MN	55060	507-287-0202									
M22001	Active	HHW	Hubbard County Solid Waste	Hubbard County Solid Waste	812 Henrietta Ave S	Park Rapids	MN	56470	(218) 732-9568	12/8/2023		8		37			0.279	
M16882	Active	HHW	Mercury Technologies Of Minnesota, Inc	Mercury Technologies Of Minnesota, Inc	1110 HOLSTIEN DRIVE NE	PINE CITY	MN	55063	800-864-3821	2/24/2023		0		25			0.2914	
M17282	Active	Wholesaler	Auer Steel & Heating Supply	Auer Steel & Heating Supply	865 Xenium Lane North	Plymouth	MN	55441	763-450-9238	2/9/2023		0		84			0.5828	
M10500	Active	Wholesaler	Auer Steel & Heating Supply	Auer Steel & Heating Supply	865 Xenium Lane North	Plymouth	MN	55441	763-450-9238	2/9/2023		0		61			0.4402	
	Active	Wholesaler	Auer Steel & Heating Supply	Auer Steel & Heating Supply	865 Xenium Lane North	Plymouth	MN	55441	763-450-9238									
	Active	Wholesaler	Dakota Supply Group	Dakota Supply Group	845 Berkshire Lane N	Plymouth	MN	55441	(952) 988-5570									
M22212	Active	Wholesaler	Ferguson	Ferguson	10205 10th Ave N	Plymouth	MN	55441	(763) 797-7100	5/3/2023		0		85			0.806	
M22212	Active	Wholesaler	Ferguson	Ferguson	10205 10th Ave N	Plymouth	MN	55441	(763) 797-7100	6/29/2023		1		96			0.6324	
M19450	Active	Wholesaler	Ferguson	Ferguson	10205 10th Ave N	Plymouth	MN	55441	(763) 797-7100	4/14/2023		0		67			0.4154	
M19450	Active	Wholesaler	Ferguson	Ferguson	10205 10th Ave N	Plymouth	MN	55441	(763) 797-7100	8/7/2023		0		53			0.3286	
	Inactive	Wholesaler	Grainger	Grainger		PLYMOUTH	MN	55441										
M10192	Active	Wholesaler	Gustave A Larson	Gustave A. Larson Co	13200 10th AVE NORTH	Plymouth	MN	55441	763-546-9508	12/13/2023		0		31			0.1984	
	Active	Wholesaler	Gustave A Larson	Gustave A. Larson Co	13200 10th AVE NORTH	Plymouth	MN	55441	763-546-9508									
	Active	Wholesaler	Gustave A Larson	Gustave A. Larson Co	13200 10th AVE NORTH	Plymouth	MN	55441	763-546-9508									
	Active	Wholesaler	Gustave A Larson	Gustave A. Larson Co	13200 10th AVE NORTH	Plymouth	MN	55441	763-546-9508									
	Active	Wholesaler	Gustave A Larson	Gustave A. Larson Co	13200 10th AVE NORTH	Plymouth	MN	55441	763-546-9508									
	Active	Wholesaler	Harry Alter Co. National Excelsior	National Excelsior Company	800 Berkshire Lane N	PLYMOUTH	MN	55441	763-553-1722									
M19297	Active	Wholesaler	Harry Alter Co. National Excelsior	National Excelsior Company	800 Berkshire Lane N	PLYMOUTH	MN	55441	763-553-1722	5/18/2023		0		5			0.031	
	Active	Wholesaler	Harry Alter Co. National Excelsior	National Excelsior Company	800 Berkshire Lane N	PLYMOUTH	MN	55441	763-553-1722									
M17784	Active	Wholesaler	Johnson Controls	York Upg	1005 Berkshire Lane North	Plymouth	MN	55441	(763) 567-3948	12/13/2023		0		7			0.0682	
	Active	HVAC Contractor	Johnson Controls	Johnson Controls Minneapolis/Rochester Office	2605 Fernbrook Lane North	Plymouth	MN	55447	763-566-7650									
M20597	Active	Retailer	Luminaire Environmental	Luminaire Environmental	14930 28th Ave.	Plymouth	MN	55447	(763) 244-3444	8/3/2023		0		2			0.0124	
M20597	Active	Retailer	Luminaire Environmental	Luminaire Environmental	14930 28th Ave.	Plymouth	MN	55447	(763) 244-3444	5/12/2023		324		0			2.0088	
M20597	Active	Retailer	Luminaire Environmental	Luminaire Environmental	14930 28th Ave.	Plymouth	MN	55447	(763) 244-3444	6/29/2023		97		2			0.6138	
	Prospective	Wholesaler	Zohoplacelholder	Metro Air Inc	16980 Welcome Ave SE	Prior Lake	MN	55372										
	Prospective	Wholesaler	Zohoplacelholder	Abrahamson Heating	214-4TH STREET	PROCTOR	MN	55810										
	Inactive	Wholesaler	First Supply Company	First Supply Company	3815 HIGHWAY 14 WEST	ROCHESTER	MN	55903	507-287-0202									
	Active	Wholesaler	Goodin Company	Goodin Company	3347 NW 19TH ST	ROCHESTER	MN	55901	(507) 529-1284									
M18612	Active	Wholesaler	Gustave A Larson	Gustave A. Larson	2530 Schuster Ln. NW	Rochester	MN	55901	(507) 281-0272	3/3/2023		0		57			0.4836	
	Inactive	Wholesaler	Gustave A Larson	Gustave A. Larson	2530 Schuster Lane NW	Rochester	MN	55901	(507) 281-0272									
	Active	Wholesaler	Gustave A Larson	Gustave A. Larson Co	2530 Schuster Lane NW	Rochester	MN	55901	262-542-0200									
	Active	Wholesaler	Gustave A Larson	Gustave A. Larson Co	2530 Schuster Lane NW	Rochester	MN	55901	262-542-0200									
M12130	Active	Wholesaler	Johnstone Supply	Johnstone Supply	1929 7th St NW	Rochester	MN	55901	507-780-1600	1/20/2023		0		30			0.2046	
M12074	Active	Wholesaler	Johnstone Supply	Johnstone Supply	1929 7th St NW	Rochester	MN	55901	507-780-1600	6/1/2023		0		50			0.3844	
M12198	Active	Wholesaler	Johnstone Supply	Johnstone Supply	1929 7th St NW	Rochester	MN	55901	507-780-1600	12/1/2023		0		17			0.1054	
M12051	Active	Wholesaler	Johnstone Supply	Johnstone Supply	1929 7th St NW	Rochester	MN	55901	507-780-1600	12/1/2023		0		93			0.5766	
M14002	Active	Wholesaler	Johnstone Supply	Johnstone Supply	1929 7th St NW	Rochester	MN	55901	507-780-1600	6/1/2023		0		140			0.868	
	Active	Wholesaler	Johnstone Supply	Johnstone Supply	1929 7th St NW	Rochester	MN	55901	507-780-1600									
	Active	Wholesaler	Johnstone Supply	Johnstone Supply	1929 7th St NW	Rochester	MN	55901	507-780-1600									
	Active	Wholesaler	Johnstone Supply	Johnstone Supply	1929 7th St NW	Rochester	MN	55901	507-780-1600									
	Active	Wholesaler	Johnstone Supply	Johnstone Supply	1929 7th St NW	Rochester	MN	55901	507-780-1600									
	Active	Wholesaler	Johnstone Supply	Johnstone Supply	1929 7th St NW	Rochester	MN	55901	507-780-1600									
	Active	Wholesaler	Johnstone Supply	Johnstone Supply	1929 7th St NW	Rochester	MN	55901	507-780-1600									
	Active	Wholesaler	Johnstone Supply	Johnstone Supply	1929 7th St NW	Rochester	MN	55901	507-780-1600									
	Active	Wholesaler	Johnstone Supply	Johnstone Supply	1929 7th St NW	Rochester	MN	55901	507-780-1600									
	Active	Wholesaler	Johnstone Supply	Johnstone Supply	1929 7th St NW	Rochester	MN	55901	507-780-1600									
	Active	Wholesaler	Johnstone Supply	Johnstone Supply	1929 7th St NW	Rochester	MN	55901	507-780-1600									
	Active	Wholesaler	Johnstone Supply	Johnstone Supply	1929 7th St NW	Rochester	MN	55901	507-780-1600									
	Active	Wholesaler	Johnstone Supply	Johnstone Supply	1929 7th St NW	Rochester	MN	55901	507-780-1600									
	Active	Wholesaler	Johnstone Supply	Johnstone Supply	1929 7th St NW	Rochester	MN	55901	507-780-1600									
	Active	Wholesaler	Johnstone Supply	Johnstone Supply	1929 7th St NW	Rochester	MN	55901	507-780-1600									
	Active	Wholesaler	Johnstone Supply	Johnstone Supply	1929 7th St NW	Rochester	MN	55901	507-780-1600									
	Active	Wholesaler	Johnstone Supply	Johnstone Supply	1929 7th St NW	Rochester	MN	55901	507-780-1600									
	Active	Wholesaler	Johnstone Supply	Johnstone Supply														

Minnesota
2023 Collection Location Summary Report

	Active	HVAC Contractor	Bay West Inc	Bay West Inc	5 Empire Drive	ST PAUL	MN	55103	651-291-0456						
	Active	HVAC Contractor	Bay West Inc	Bay West Inc	5 Empire Drive	ST PAUL	MN	55103	651-291-0456						
M17270	Active	HHW	Dakota County Recycling Zone	Dakota County Recycling Zone	3365 Dodd Road	St Paul	MN	55121	651-905-4520	6/20/2023		1	108	0.7068	
	Active	HHW	Dakota County Recycling Zone	Dakota County Recycling Zone	3365 Dodd Road	St Paul	MN	55121	651-905-4520						
M11990	Active	Wholesaler	Goodin Company	Goodin Company	285 COMO AVE	ST PAUL	MN	55103	(651) 489-8831	12/19/2023		4	23	0.1674	
	Inactive	Wholesaler	J H Larson Co - Closed	J H Larson Co - Closed	600 LAFAYETTE RD	ST PAUL	MN	55101							
	Inactive	Wholesaler	J H Larson Co - Closed	J H Larson Co - Closed	600 LAFAYETTE RD	ST PAUL	MN	55101							
	Inactive	Wholesaler	J H Larson Co - Closed	J H Larson Co - Closed	600 LAFAYETTE RD	ST PAUL	MN	55101							
M11338	Active	Wholesaler	Johnstone Supply	Johnstone Supply Co	2550 WABASH AVENUE	ST PAUL	MN	55114	651-641-0602	12/22/2023		0	43	0.341	
	Active	Wholesaler	Johnstone Supply	Johnstone Supply Co	2550 WABASH AVENUE	ST PAUL	MN	55114	651-641-0602						
	Active	Wholesaler	Johnstone Supply	Johnstone Supply Co	2550 WABASH AVENUE	ST PAUL	MN	55114	651-641-0602						
	Active	Wholesaler	Johnstone Supply	Johnstone Supply Co	2550 WABASH AVENUE	ST PAUL	MN	55114	651-641-0602						
	Inactive	Wholesaler	Sid Harvey Industries-Closed	Sid Harvey Industries-Closed	601 N. Prior Ave.	ST PAUL	MN	55104	651-646-4843						
	Inactive	Wholesaler	Sid Harvey Industries-Closed	Sid Harvey Industries-Closed	601 N. Prior Ave.	ST PAUL	MN	55104	651-646-4843						
	Inactive	Wholesaler	Sid Harvey Industries-Closed	Sid Harvey Industries-Closed	601 N. Prior Ave.	ST PAUL	MN	55104	651-646-4843						
	Inactive	Wholesaler	Sid Harvey Industries-Closed	Sid Harvey Industries-Closed	601 N. Prior Ave.	ST PAUL	MN	55104	651-646-4843						
	Inactive	Wholesaler	Pameco Corp.	Pameco Corp		ST. CLD.	MN	56304							
	Inactive	Wholesaler	Gustave A Larson	Gustave A Larson	525 APOLLO AVENUE	ST. CLOUD	MN	56304	320-654-9874						
	Inactive	Wholesaler	Pameco Corp.	Pameco Corp		ST. CLOUD	MN	56301							
M22349	Active	Wholesaler	St. Hilaire Supply	St. Hilaire Supply Co.	211 Broadway	St. Hilaire	MN	56754		9/5/2023		0	26	0.2356	
	Active	Wholesaler	St. Hilaire Supply	St. Hilaire Supply	HWY. 32	ST. HILAIRE	MN	56754	218-964-5222						
	Active	Wholesaler	St. Hilaire Supply	St. Hilaire Supply	HWY. 32	ST. HILAIRE	MN	56754	218-964-5222						
	Active	Wholesaler	Mn Air Sps Co.	Mn Air Sps Co.	6363 HWY 7	St. Louis Park	MN	55416							
	Inactive	HVAC Contractor	Center For Energy And Environment	Neighborhood Energy Connection	1754 University Ave W	ST. PAUL	MN	55104	651-328-6311						
	Inactive	HVAC Contractor	Center For Energy And Environment	Neighborhood Energy Connection	1754 University Ave W	ST. PAUL	MN	55104	651-328-6311						
	Inactive	Wholesaler	Harry Alter Co. National Excelsior	Excelsior Mfg. & Supply		ST. PAUL	MN	55104							
	Inactive	Wholesaler	Harry Alter Co. National Excelsior	Excelsior Mfg. & Supply		ST. PAUL	MN	55104							
	Inactive	Wholesaler	Historicalplaceholder	Undetermined		ST. PAUL	MN	00000							
	Inactive	HVAC Contractor	Historicalplaceholder	Home Energy Squad		ST. PAUL	MN	55103							
	Inactive	Wholesaler	Sid Harvey	Sid Harvey Industries	893 PIERCE BUTLER RTE	ST. PAUL	MN	55104	651-646-4843						
	Inactive	Wholesaler	Sid Harvey	Sid Harvey Industries	893 PIERCE BUTLER RTE	ST. PAUL	MN	55104	651-646-4843						
	Inactive	Wholesaler	Sid Harvey	Sid Harvey Industries	893 PIERCE BUTLER RTE	ST. PAUL	MN	55104	651-646-4843						
	Inactive	Wholesaler	Sid Harvey	Sid Harvey Industries	893 PIERCE BUTLER RTE	ST. PAUL	MN	55104	651-646-4843						
	Inactive	Wholesaler	Sid Harvey	Sid Harvey Industries	893 PIERCE BUTLER RTE	ST. PAUL	MN	55104	651-646-4843						
	Active	Wholesaler	Trane	Trane Supply	720 Vandalia St.	St. Paul	MN	55114							
	Active	Wholesaler	Trane	Trane Supply	720 Vandalia St.	St. Paul	MN	55114							
	Inactive	Wholesaler	Ace Supply Co Inc	Ace Supply Co Inc		ST. PAUL	MN	55113							
	Active	HVAC Contractor	Schwantes Heating	Schwantes Heating	6080 OREN AVE. N.	STILLWATER	MN	55082	651-439-3331						
	Active	HVAC Contractor	Schwantes Heating	Schwantes Heating	6080 OREN AVE. N.	STILLWATER	MN	55082	651-439-3331						
	Inactive	HVAC Contractor	Springborn Heating	Springborn Heating	11350 St. Croix Trail No.	Stillwater	MN	55082	651-439-1519						
	Active	HHW	Heisel Brothers, Inc	Heisel Brothers, Inc	801 6TH AVE N	VIRGINIA	MN	55792	218-741-8381						
	Active	Wholesaler	Range Lp Gas	Range Lp Gas	102 S Hoover Road	Virginia	MN	55792	(218) 741-7393						
M21622	Active	HHW	St. Louis County HHW Program	St. Louis County HHW Program	5345 Regional Landfill Road	Virginia	MN	55792	218-741-8831	1/6/2023		0	42	0.2604	
	Inactive	HHW	Wabasha County Solid Waste & Recycling	Wabasha County Solid Waste & Recycling	HIGHWAY DEPT 821 HIAWATHA DR W	WABASHA	MN	55981	651-565-3366						
	Active	Wholesaler	Express Central	Express Central	401 ASH AVENUE NW	WADENA	MN	56482	218-631-1436						
	Inactive	HVAC Contractor	S&R Heating, Cooling & Appliance Repair	S&R Heating, Cooling & Appliance Repair	4118 Hoffman Road	White Bear Lake	MN	55110	(651) 429-0001						
	Inactive	Wholesaler	Aireco Supply Inc.	Aireco		WILLMAR	MN	56201							
	Active	HVAC Contractor	Centerpoint Energy	Center Point Energy	1151 LAKELAND DR S.E.	WILLMAR	MN	56201	320-235-2713						
	Active	Wholesaler	Ferguson	Ferguson	2205 TROTT AVENUE S.W.	WILLMAR	MN	56201							
M12588	Active	HHW	Kandiyohi County Hhw	Kandiyohi County HHW	1400 SW 22ND ST.	WILLMAR	MN	56201	320-231-3587	6/20/2023		0	36	0.3038	
M12588	Active	HHW	Kandiyohi County Hhw	Kandiyohi County HHW	1400 SW 22ND ST.	WILLMAR	MN	56201	320-231-3587	8/1/2023		0	78	0.6262	
M12580	Active	HHW	Winona County Hhw	Winona County HHW	225 W. 2ND ST.	WINONA	MN	55987	507-457-6462	1/17/2023		0	17	0.1302	
	Inactive	HHW	Washington County Hhw	Washington County HHW	4039 Cottage Grove Drive	Woodbury	MN	55129	651-430-6655						
	Prospective	Wholesaler	Zohplaceholder	Ed's Heating & Air, Inc.	1099 Pelto Path	Woodbury	MN	55129							

Minnesota
2023 Collection Location Bin Receipt

Bin Bar Code	Location Status	Location Type	Account: TRC Account Name	Name	Street	City	State	Zip Code	Contact Phone	Return Date	Number of Loose Switches	Number of Mercury Thermostats	Total Mercury Volume (lbs.)
M16714	Active	Wholesaler	Dakota Supply Group	Dakota Supply Group	3130 COUNTY RD 45 SW	ALEXANDRIA	MN	56308	(320) 763-3172	6/16/2023	0	17	0.1054
M13732	Active	HHW	Pope/Douglas Solid Waste Management	Pope Douglas Solid Waste Management	2115 SOUTH JEFFERSON	ALEXANDRIA	MN	56308	320-763-9340	3/7/2023	0	59	0.4402
M12079	Active	HVAC Contractor	Lofgren Heating And Air Conditioning	Lofgren Heating And Air Conditioning	5708 Upper 147th Street W	Apple Valley	MN	55124	(952) 431-5811	6/28/2023	0	97	0.682
M01010	Active	Wholesaler	Refrigeration Heating Inc.	Refrigeration Heating Inc.	8217 Industrial Park Road	Baxter	MN	56425	218-828-7016	3/13/2023	0	121	0.8556
M01010	Active	Wholesaler	Refrigeration Heating Inc.	Refrigeration Heating Inc.	8217 Industrial Park Road	Baxter	MN	56425	218-828-7016	8/30/2023	0	113	0.7564
M01009	Active	Wholesaler	Refrigeration Heating Inc.	Refrigeration Heating Inc.	8217 Industrial Park Road	Baxter	MN	56425	218-828-7016	3/10/2023	1	114	0.744
M10100	Active	Wholesaler	Harry Alter Co. National Excelsior	Excelsior Mfg. & Supply	8756 W 35W SERVICE DR NE	BLAINE	MN	55449	763-780-8163	11/9/2023	0	31	0.1922
M12036	Active	Wholesaler	Gustave A Larson	Gustave A. Larson Co	9208 James AV South	Bloomington	MN	55431	262-542-0200	6/20/2023	7	78	0.806
M12592	Active	HHW	Hennepin County Hhw	Hennepin County HHW	1400 W. 96TH STREET	BLOOMINGTON	MN	55431	612-348-3777	3/9/2023	0	62	0.434
M12590	Active	HHW	Hennepin County Hhw	Hennepin County HHW	1400 W. 96TH STREET	BLOOMINGTON	MN	55431	612-348-3777	7/28/2023	0	84	0.589
M12468	Active	Wholesaler	Minnesota Air Inc.	Minnesota Air Inc.	6901 W. OLD SHAKOPEE RD.	BLOOMINGTON	MN	55438	952 918-8099	5/10/2023	3	112	0.8432
M10529	Active	Wholesaler	Minnesota Air Inc.	Minnesota Air Inc.	6901 W. OLD SHAKOPEE RD.	BLOOMINGTON	MN	55438	952 918-8099	5/10/2023	0	135	0.8494
M20321	Active	HHW	Hennepin County Hhw	Hennepin County HHW	8100 JEFFERSON HWY NO.	BROOKLYN PARK	MN	55445	612-348-3777	3/15/2023	0	90	0.5766
M17986	Active	Wholesaler	Lennox	Lennox Stores	7150 Boone Avenue North	Brooklyn Park	MN	55428	763-354-5735	10/23/2023	0	27	0.1798
M21928	Active	HHW	Carver County Environmental Center	Carver County Environmental Center	116 Peavey Circle	Chaska	MN	55318	(952) 361-1842	3/2/2023	0	63	0.4836
M15555	Active	HVAC Contractor	Centerpoint Energy	Centerpoint Energy	10511 HANSON BLVD	COON RAPIDS	MN	55433	612 861 8698	8/7/2023	0	56	0.3472
M01002	Active	HVAC Contractor	Centerpoint Energy	Centerpoint Energy	9320 EVERGREEN BLVD. STE B	COON RAPIDS	MN	55433	612-861-8698	9/25/2023	0	131	0.8432
M21321	Active	HHW	Becker County Environmental Services	Becker County Environmental Services	24413 County Road 144	DETROIT LAKES	MN	56501	(218) 846-7310	1/3/2023	0	80	0.496
M21321	Active	HHW	Becker County Environmental Services	Becker County Environmental Services	24413 County Road 144	DETROIT LAKES	MN	56501	(218) 846-7310	8/10/2023	0	53	0.3286
M20684	Active	Wholesaler	Gustave A Larson	Gustave A Larson	4001 W. SUPERIOR ST.	DULUTH	MN	55807	800-829-9609	3/16/2023	162	4	1.0664
M17423	Active	Wholesaler	R. E. Michel Co.	R.E. Michel Company, Inc.	17 N. 20th Avenue West	Duluth	MN	55806	218-464-6695	6/20/2023	0	84	0.5828
M21439	Active	HHW	Western Lake Superior Sanitary District	Western Lake Superior Sanitary District	2626 COURTLAND ST	DULUTH	MN	55806	(218) 722-0761	11/9/2023	0	126	0.7812
M10444	Active	Wholesaler	Ace Supply Co Inc	Ace Supply Co Inc	7640 Commerce Way	Eden Prairie	MN	55344	952-929-1618	3/23/2023	0	61	0.5704
M20045	Active	Wholesaler	Lennox	Lennox Parts Plus A227	7586 Washington Ave. South	Eden Prairie	MN	55344	612-335-8508	12/26/2023	0	52	0.3472
M01013	Active	HVAC Contractor	Centerpoint Energy	Centerpoint Energy	6161 Golden Valley Rd	Golden Valley	MN	55422		7/17/2023	0	123	0.7998
M10525	Active	Wholesaler	Johnstone Supply	Johnstone Supply Of Golden Valley	870 DECATUR AVE NORTH	GOLDEN VALLEY	MN	55427		3/6/2023	421	83	3.2116
M10525	Active	Wholesaler	Johnstone Supply	Johnstone Supply Of Golden Valley	870 DECATUR AVE NORTH	GOLDEN VALLEY	MN	55427		5/17/2023	0	97	0.6572
M10525	Active	Wholesaler	Johnstone Supply	Johnstone Supply Of Golden Valley	870 DECATUR AVE NORTH	GOLDEN VALLEY	MN	55427		8/14/2023	0	49	0.5022
M10525	Active	Wholesaler	Johnstone Supply	Johnstone Supply Of Golden Valley	870 DECATUR AVE NORTH	GOLDEN VALLEY	MN	55427		10/18/2023	356	115	3.0194
M10525	Active	Wholesaler	Johnstone Supply	Johnstone Supply Of Golden Valley	870 DECATUR AVE NORTH	GOLDEN VALLEY	MN	55427		12/22/2023	0	93	0.6634
M13733	Active	HHW	Mcleod County Hhw Facility	Mcleod County HHW Facility	1065 5TH AVE SE	HUTCHINSON	MN	55350	320-234-4319	11/17/2023	0	25	0.1736
M12585	Active	HHW	Scott County Hhw	Scott County HHW	600 COUNTRY TRAIL EAST, (MN HWY 282)	JORDAN	MN	55352	(952) 496-8366	6/26/2023	0	36	0.2232
M20925	Active	HVAC Contractor	Center Point Energy	Center Point Energy	2400 N. Riverfront	MANKATO	MN	56001		1/17/2023	0	56	0.3658
M01051	Active	Wholesaler	Sps Companies Inc.	Sps Companies Inc.	1201 N. RIVERFRONT DR.	MANKATO	MN	56001	507-387-5691	2/10/2023	0	84	0.5704
M10457	Active	Wholesaler	Lennox	Lennox Industries Inc.	1475 Commerce Dr.	Mendota Heights	MN	55120	612-456-5399	10/23/2023	0	35	0.2356
M15554	Active	HVAC Contractor	Centerpoint Energy	Centerpoint Energy	501 WEST 61ST ST.	MINNEAPOLIS	MN	55419		12/8/2023	0	83	0.5146
M15554	Active	HVAC Contractor	Centerpoint Energy	Centerpoint Energy	501 WEST 61ST ST.	MINNEAPOLIS	MN	55419		5/11/2023	0	77	0.5022
M12141	Active	HVAC Contractor	Standard Heating & Air Conditioning	Standard Heating & Air Conditioning	130 Plymouth Avenue N	Minneapolis	MN	55411	(612) 824-2656	10/27/2023	0	26	0.1612
M15038	Active	HVAC Contractor	Gag Sheet Metal, Inc.	Gag Sheet Metal, Inc.	1500 N Front St	New Ulm	MN	56073	507-354-3813	10/19/2023	0	19	0.1736
M21253	Active	HHW	Chisago County Hhw	Chisago County HHW	39649 Grand Avenue	North Branch	MN	55056	651-213-8920	1/9/2023	0	43	0.3038
M21326	Active	Wholesaler	Ferguson	Ferguson	590 Hale Ave. N	Oakdale	MN	55128	651-779-9393	1/23/2023	0	141	0.8742
M19449	Active	Wholesaler	Ferguson	Ferguson	590 Hale Ave. N	Oakdale	MN	55128	651-779-9393	2/2/2023	0	86	0.5456
M19449	Active	Wholesaler	Ferguson	Ferguson	590 Hale Ave. N	Oakdale	MN	55128	651-779-9393	1/17/2023	0	87	0.5518
M12616	Active	Wholesaler	Minnesota Air Inc.	Minnesota Air Inc.	6866 33RD STREET	OAKDALE	MN	55128	952-918-8058	12/20/2023	0	9	0.0806
M12196	Active	HVAC Contractor	Heating & Cooling Two Inc.	Heating & Cooling Two Inc.	18550 COUNTY ROAD 81	Osseo	MN	55369	(763) 428-3677	12/28/2023	0	23	0.1426
M22001	Active	HHW	Hubbard County Solid Waste	Hubbard County Solid Waste	812 Henrietta Ave S	Park Rapids	MN	56470	(218) 732-9568	12/8/2023	8	37	0.279
M16882	Active	HHW	Mercury Technologies Of Minnesota, Inc	Mercury Technologies Of Minnesota, Inc	1110 HOLMSTIEN DRIVE NE	PINE CITY	MN	55063	800-864-3821	2/24/2023	0	25	0.2914
M17282	Active	Wholesaler	Auer Steel & Heating Supply	Auer Steel & Heating Supply	865 Xenium Lane North	Plymouth	MN	55441	763-450-9238	2/9/2023	0	84	0.5828
M10500	Active	Wholesaler	Auer Steel & Heating Supply	Auer Steel & Heating Supply	865 Xenium Lane North	Plymouth	MN	55441	763-450-9238	2/9/2023	0	61	0.4402
M22212	Active	Wholesaler	Ferguson	Ferguson	10205 10th Ave N	Plymouth	MN	55441	(763) 797-7100	5/3/2023	0	85	0.806
M22212	Active	Wholesaler	Ferguson	Ferguson	10205 10th Ave N	Plymouth	MN	55441	(763) 797-7100	6/29/2023	1	96	0.6324
M19450	Active	Wholesaler	Ferguson	Ferguson	10205 10th Ave N	Plymouth	MN	55441	(763) 797-7100	4/14/2023	0	67	0.4154
M19450	Active	Wholesaler	Ferguson	Ferguson	10205 10th Ave N	Plymouth	MN	55441	(763) 797-7100	8/7/2023	0	53	0.3286
M10192	Active	Wholesaler	Gustave A Larson	Gustave A. Larson Co	13200 10th AVE NORTH	Plymouth	MN	55441	763-546-9508	12/13/2023	0	31	0.1984
M19297	Active	Wholesaler	Harry Alter Co. National Excelsior	National Excelsior Company	800 Berkshire Lane N	PLYMOUTH	MN	55441	763-553-1722	5/18/2023	0	5	0.031
M17784	Active	Wholesaler	Johnson Controls	York Upg	1005 Berkshire Lane North	Plymouth	MN	55441	(763) 567-3948	12/13/2023	0	7	0.0682
M20597	Active	Retailer	Luminaire Environmental	Luminaire Environmental	14930 28th Ave.	Plymouth	MN	55447	(763) 244-3444	8/3/2023	0	2	0.0124
M20597	Active	Retailer	Luminaire Environmental	Luminaire Environmental	14930 28th Ave.	Plymouth	MN	55447	(763) 244-3444	5/12/2023	324	0	2.0088
M20597	Active	Retailer	Luminaire Environmental	Luminaire Environmental	14930 28th Ave.	Plymouth	MN	55447	(763) 244-3444	6/29/2023	97	2	0.6138
M18612	Active	Wholesaler	Gustave A Larson	Gustave A. Larson	2530 Schuster Ln. NW	Rochester	MN	55901	(507) 281-0272	3/3/2023	0	57	0.4836
M12130	Active	Wholesaler	Johnstone Supply	Johnstone Supply	1929 7th St NW	Rochester	MN	55901	507-780-1600	1/20/2023	0	30	0.2046
M12074	Active	Wholesaler	Johnstone Supply	Johnstone Supply	1929 7th St NW	Rochester	MN	55901	507-780-1600	6/1/2023	0	50	0.3844
M12198	Active	Wholesaler	Johnstone Supply	Johnstone Supply	1929 7th St NW	Rochester	MN	55901	507-780-1600	12/1/2023	0	17	0.1054
M12051	Active	Wholesaler	Johnstone Supply	Johnstone Supply	1929 7th St NW	Rochester	MN	55901	507-780-1600	12/1/2023	0	93	0.5766
M14002	Active	Wholesaler	Johnstone Supply	Johnstone Supply	1929 7th St NW	Rochester	MN	55901	507-780-1600	6/1/2023	0	140	0.868
M12581	Active	HHW	Olmsted Hw	Olmsted Hw	305 Energy Pkwy NE	ROCHESTER	MN	55906	(507) 328-7078	10/26/2023	0	132	0.9052
M14142	Active	HHW	Olmsted Hw	Olmsted Hw	305 Energy Pkwy NE	ROCHESTER	MN	55906	(507) 328-7078	10/26/2023	2	102	0.9486
M12315	Active	Wholesaler	Allied Supply Co., Inc.	Allied Supply	2250 Terminal Road	Roseville	MN	55113	612-378-7500	12/11/2023	0	16	0.186
M17457	Active	Wholesaler	R. E. Michel Co.	R.E. Michel Company, Inc.	775 Anderson Avenue	Saint Cloud	MN	56303	320-316-2735	6/28/2023	0	47	0.2976
M19261	Active	Wholesaler	Building Controls Group	Building Controls Group	2300 Myrtle Avenue	Saint Paul	MN	55114	651-289-1310	6/20/2023	0	4	0.0248
M16878	Active	HVAC Contractor	Center For Energy And Environment	Center For Energy And Environment	1754 University Avenue West	Saint Paul	MN	55104	(651) 789-5718	12/19/2023	0	141	1.1408
M16878	Active	HVAC Contractor	Center For Energy And Environment	Center For Energy And Environment	1754 University Avenue West	Saint Paul	MN	55104	(651) 789-5718	3/3/2023	0	169	1.2462
M14121	Active	Wholesaler	United Refrigeration	United Refrigeration	900 VANDALIA ST	SAINT PAUL	MN	55114	651-646-7461	12/19/2023	0	7	0.0806
M21288	Active	Wholesaler	Goodin Company	Goodin Company Whs 5	5205 FOUNDRY CIRCLE	ST CLOUD	MN	56303	612-259-6086	6/20/2023	1	79	0.5456
M21659	Active	Wholesaler	Gustave A Larson	Gustave A. Larson Co	525 APOLLO AVE. N.E. SUITE 1	ST CLOUD	MN	56304	320-654-9874	2/7/2023	0	165	1.0912
M10336	Active	Wholesaler	Minvalco	Minvalco	3340 GORHAM AVE	ST LOUIS PARK	MN	55426	(952) 920-0131	5/11/2023	0	52	0.5456
M10463	Active	Wholesaler	Minvalco	Minvalco	3340 GORHAM AVE	ST LOUIS PARK	MN	55426	(952) 920-0131	5/11/2023	0	49	0.3534
M12578	Active	HVAC Contractor	Bay West Inc	Bay West Inc	5 Empire Drive	ST PAUL	MN	55103	651-291-0456	3/28/2023	0	61	0.3782
M12578	Active	HVAC Contractor	Bay West Inc	Bay West Inc	5 Empire Drive	ST PAUL	MN	55103	651-291-0456	7/12/2023	0	103	0.6634
M12578	Active	HVAC Contractor	Bay West Inc	Bay West Inc	5 Empire Drive	ST PAUL	MN	55103	651-291-0456	11/8/2023	0	79	0.5208

Minnesota

2023 Collection Location Bin Receipt

M17270	Active	HHW	Dakota County Recycling Zone	Dakota County Recycling Zone	3365 Dodd Road	St Paul	MN	55121	651-905-4520	6/20/2023	1	108	0.7068
M11990	Active	Wholesaler	Goodin Company	Goodin Company	285 COMO AVE	ST PAUL	MN	55103	(651) 489-8831	12/19/2023	4	23	0.1674
M11338	Active	Wholesaler	Johnstone Supply	Johnstone Supply Co	2550 WABASH AVENUE	ST PAUL	MN	55114	651-641-0602	12/22/2023	0	43	0.341
M22349	Active	Wholesaler	St. Hilaire Supply	St. Hilaire Supply Co.	211 Broadway	St. Hilaire	MN	56754		9/5/2023	0	26	0.2356
M21622	Active	HHW	St. Louis County HHW Program	St. Louis County HHW Program	5345 Regional Landfill Road	Virginia	MN	55792	218-741-8831	1/6/2023	0	42	0.2604
M12588	Active	HHW	Kandiyohi County Hhw	Kandiyohi County HHW	1400 SW 22ND ST.	WILLMAR	MN	56201	320-231-3587	6/20/2023	0	36	0.3038
M12588	Active	HHW	Kandiyohi County Hhw	Kandiyohi County HHW	1400 SW 22ND ST.	WILLMAR	MN	56201	320-231-3587	8/1/2023	0	78	0.6262
M12580	Active	HHW	Winona County Hhw	Winona County HHW	225 W. 2ND ST.	WINONA	MN	55987	507-457-6462	1/17/2023	0	17	0.1302