

2023 ANNUAL REPORT

CONNECTICUT




TABLE OF CONTENTS

Thermostat Recycling Corporation Governance _____	3
Thermostat Recycling Corporation Board Members _____	3
Thermostat Recycling Corporation Dues Paying Members _____	3
Thermostat Recycling Corporation Staff _____	3
Letter From The Executive Director _____	4
CONNECTICUT _____	5
2023 Collections and Evaluation _____	5
2023 Collections by Brand _____	6
2023 Summary of the Program Expenses _____	8
2023 Education and Outreach _____	9
2024 Program Modifications _____	21
Contact Information _____	22
Appendices _____	23

THERMOSTAT RECYCLING CORPORATION GOVERNANCE

Thermostat Recycling Corporation Board Members

Arnie Meyer (Chairman)
Resideo / Honeywell Home (f/k/a Honeywell)

Charles Ketterer (Vice-Chairman)
Emerson Technologies (White Rodgers)

Bob Johnson (Treasurer)
Lennox Industries

Thermostat Recycling Corporation Dues Paying Members

Bard Manufacturing Company, Inc.	ITT Inc.
Burnham LLC	Johnson Controls
Carrier Corporation	Lennox International Inc.
Chromalox, Inc.	Google
ClimateMaster, Inc.	Nortek Global HVAC, LLC
Crane Company	Rheem Manufacturing Company
Daikin Applied (McQuay)	Schneider Electric USA, Inc.
Dwyer Instruments, Inc.	Taco, Inc.
ecobee	The Marley-Wylain Company
Empire Comfort Systems	TPI Corporation
General Electric Company	Trane Residential Systems
Goodman Distribution, Inc.	Uponor, Inc.
Ademco Inc., wholly owned subsidiary of Resideo Technologies, Inc. (Honeywell Home)	W. W. Grainger, Inc.
Hunter Fan Company	White Rodgers, a division of Emerson Electric Co.

Thermostat Recycling Corporation Staff

Danielle Myers
Executive Director

Dahlia Brennan
Operations Administrator

LETTER FROM THE EXECUTIVE DIRECTOR

As we move forward, it becomes increasingly difficult to maintain the same level of mercury thermostat collections because we continue to make strides toward eliminating every last mercury thermostat. We are dedicated to fulfilling TRC's mission to promote the safe collection and proper disposal of mercury-containing thermostats while keeping mercury out of the waste stream in order to protect the environment.

As existing regulations around manufacturer funded mercury thermostat collections sunset, we remain steadfast in our efforts and will continue to collect mercury containing thermostats in all 48 contiguous states. We appreciate that legislators recognize our decades of effort and success.

TRC will continue to target mercury thermostat collections and work with our partners in the HVAC industry, the waste sector, the energy sector, and the regulatory community to achieve positive results. As you might expect, our numbers will decrease because of our previous successes, but our diligence and dedication remain.

We are happy to provide you with this year's annual report. Please do not hesitate to contact us with comments or questions.

Sincerely,

A handwritten signature in cursive script that reads "Danielle Myers".

Danielle Myers, Executive Director

CONNECTICUT

2023 Collections and Evaluation

Please see the appendices for the Third-Party Review of Program Effectiveness provided by RRS.

2023 Collections by Brand

In Connecticut, Thermostat Recycling Corporation (TRC) recovered the equivalent of 1,465 mercury thermostats from 1,457 whole mercury thermostats plus 9 mercury switches removed from thermostats. A total of 10.7 pounds of mercury was diverted from solid waste. *Please note the explanation of the converted thermostats or thermostat equivalents below.¹ An example of the mercury ampoule is shown below.



As required by the state statute, a table of thermostat brand holders with their corresponding thermostats, the number of switches and the pounds of mercury recycled is below. It is important to note that there remain non-members whose thermostats the TRC collection program recycles. They are listed in the table as “Non-Member Brands”.

¹ A mercury thermostat contains a variable amount of mercury ampoules or “switches” attached to the subbase of the thermostat. These glass ampoules often are collected in the recycling container without the intact thermostat attached to them. TRC collects and counts these loose ampoules and recycles them. To derive the converted thermostat or thermostat equivalent, the program takes the following calculations to develop the converted thermostat or thermostat equivalent. First, TRC will count the total whole (intact) thermostats collected in the recycling bins. From these units, there is an intact ampoules count. TRC then takes the intact ampoules divided by the whole (intact) thermostats or otherwise known as the conversion ratio. After the conversion ratio is calculated, TRC will multiply the loose mercury switches by the conversion ratio. Lastly, we add this result to the whole (intact) thermostats to produce the converted thermostats or thermostat equivalents.

Brand Holder	Thermostats	Count Switches	Pounds of Mercury
Bard Manufacturing Corporation			
Burnham Holdings, Inc			
Carrier Corporation			
Chromalox			
Climate Master, Inc.			
Crane Company			
Daikin Applied			
Dwyer Instruments			
ecobee			
Emerson Electric Corporation/White Rodgers	81	92	0.5704
Empire Comfort Systems			
General Electric Corporation	3	6	0.0372
Goodman Global			
Honeywell Home	1340	1557	9.6534
Hunter Fan Company			
ITT Corporation			
Lennox International Inc.	7	14	0.0868
Marley-Wylain Company			
Nest			
Nortek Global HVAC			
Rheem Manufacturing Company			
Schneider Electric (Invensys Controls)	6	6	0.0372
Taco Comfort Solutions			
TPI Corporation			
Trane Residential Systems	18	37	0.2294
Uponor, Inc.			
W. W. Grainger			
York/Johnson Controls			
Non-Member Brands			
STLPC Corporation (f/k/a Lux Products Corporation)	2	2	0.0124
NOM (Manufacturer not identifiable)			
Loose Switches	0	9	0.0558
Total	1,457	1,723	10.68

2023 Summary of the Program Expenses

Below is a summary of program expenses for the Connecticut collection program in 2023. 2023 program expenses (reported in the annual report) are unaudited and are for management purposes only. Prior to submittal of this annual report, the expenses were reviewed by Kellen Company.

Program Component	2022	2023	Difference
Direct Expense for Marketing & Outreach	\$ 7,982.67	\$ 12,616.84	\$ 4,634.17
Incentive/Promotional Payments			\$ -
Legal			\$ -
New Collection Containers			\$ -
Recycling Costs	\$ 7,098.54	\$ 3,960.13	\$ (3,138.41)
Travel			\$ -
TRC Staff & Administration	\$ 18,104.25	\$ 20,245.00	\$ 2,140.75
Total Expenses	\$ 33,185.46	\$ 36,821.97	\$ 3,636.51

2023 Education and Outreach

Direct Marketing (Email, Mail, Other Communications)

Current Collection Locations

Small Pails and Green Bins

In 2023, TRC shipped 58 small pails to collection points around the country. We also shipped 374 new green bins. In comparison, the program shipped 201 new green bins in 2022 and 76 small pails². Collection locations either requested the new pail when they signed up to participate in the program or chose to switch out their bin with a pail due to decreased collections. The large green bins which have been the staple of the program continued to be replenished as they were returned for processing. Because the containers are reused and bar coded, we anticipate that the request for new containers will decrease as the program continues.

- Of the totals provided, TRC shipped one new small pail and five new large bins in the state.

Collection Location Outbound Phone Calls

Our outbound phone calls have been branded internally as the “Miss You Call” process. These calls promote collection container returns and serve as a reminder to locations that have not returned any thermostats. TRC allocates these “miss you calls” to collection sites that have not returned a container in over a year. These calls serve as a friendly customer service check to see if any of the program materials need to be replenished or if missing containers need to be replaced. In total, the program called 1,432 current collection locations in 2023, compared to 1,922 in 2022. The decline in the number of calls completed is a positive sign that more locations were returning a bin without being prompted in 2023, and therefore did not require a “Miss You Call”.

- Completed 168 calls to encourage shipping the recycling container compared to 165 a year prior. A copy of the locations called can be found in the Appendix.

² New bin orders coincide with accounts that open new stores, move or lose their existing containers.

Collection Location Postcards

Postcards are sent to all locations that have not returned a container in the past year. These postcards serve as a reminder to locations and assist with updating addresses in the database. In 2023, TRC mailed 10,204 postcards.

- Mailed 437 reminder postcards compared to 401 a year prior.

Collection Location Emails

TRC emailed locations three weeks after receiving a postcard to encourage them to directly ship the recycling container. These emails contain step-by-step instructions for shipping and direct contact information for missing shipping labels or further questions. In 2023, TRC emailed 2,953 locations.

- Emailed 79 collection locations three weeks after receiving the reminder postcard to ship their container.

Collection Location Site Visits

Throughout the year, our team completed 426 site visits in numerous states. The purpose of site visits is to inform the location of the requirements of participation, what specifically the statute requires of them, assist with shipment of the recycling container, and to answer any questions they may have. We often gather valuable information during the site visit which is used to enhance TRC's outreach and update the database with current contact details.

- Visited 44 collection locations compared to 21 in 2022. A copy of the sites visited can be found in the Appendix.

HVAC Industry

The HVAC industry is our most productive and most engaged channel for recycling mercury containing thermostats. We consider this industry to be the manufacturers, wholesale distributors, and contractors which are intimately involved with the recovery of mercury thermostats. TRC took the following actions:

- Continued the "Banish Mercury Off the Planet" (BMOP) Competition encouraging all HARDI wholesalers to compete through collections. Included direct marketing to over 17,000 individual HARDI members.

- The annual competition recovered 194 pounds of mercury from 154 HVAC wholesalers. More than 300 branch locations returned collection bins during the contest period.



Waste Related Sector and Household Hazardous Waste (HHW) Industry

The waste-related sector remains an important sector for TRC to target individuals and those residents performing DIY thermostat installations. These attempts were to gain new collection locations, form better relationships with the audience and raise overall awareness of the TRC program. As a result of these learnings, TRC took the following actions:


- Scoured google alerts for HHW events to target phone call or email outreach to encourage them to use the program. Sent 21 emails to facilities, offering a free container.
- MassRecycle Podcast featured TRC on their podcast in August of 2023. [Episode 42: Demolition vs. Deconstruction: Careful Practices for a Sustainable Future - MassRecycle](#)

Advertising and Awareness


Website

This past year, we experienced better statistics around website traffic and visitors, which will be detailed below. To keep the website fresh, blogs and press releases are posted monthly and shared with our many stakeholders.


Latest News




Ten Bin Club Members December 2023
Posted December 31, 2023



A Note of Thanks for Those Who Keep the Environment Safer
Posted December 18, 2023



Johnstone Supply, Refrigeration Sales Corp. and Sigler Wholesale Distributors Take Top Honors in Banish Mercury Off the Planet Contest
Posted December 4, 2023



A Cornucopia of Thermostat Facts
Posted November 20, 2023

[VIEW ALL NEWS](#)

Earned Media

MONTH	MEDIUM	EARNED MEDIA
August	Podcast	MassRecycle Podcast featured Thermostat Recycling on Episode 42: Demolition vs. Deconstruction

Press Releases

MONTH	RELEASE
February	Thermostat Recycling Corp.'s Collections Decrease as Fewer Mercury-Containing Thermostats Remain to be Collected
February	Thermostat Recycling Corp. Promotes Danielle Myers to Executive Director
April	Thermostat Recycling Launches Banish Mercury Off the Planet Contest
May	Thermostat Recycling Corp.'s Recycling Program Sees Small Decline
August	R.E. Michel Leads TRC's Banish Mercury Off the Planet Contest
October	Oct. 24 is Recycle Your Mercury Thermostat Day
December	Johnstone Supply, Refrigeration Sales Corp. and Sigler Wholesale Distributors Take Top Honors in BMOP Contest

Blogs

MONTH	BLOG
February	Walking the Path
April	The Upside of Decline
May	The Importance of Our "Other" Collection Locations
May	A Quicksilver Thriller for TRC Supporters
June	Green PR Tactics: Recycling Mercury Thermostats for HVACR Contractors & Wholesalers
July	Corken Steel Products: A Commitment to Sustainable Recycling Thermostats
August	TRC Embarks on a Modern Advertising Transformation
October	Oct. 24, Recycle Your Mercury Thermostat Day: A PR Bonanza for Contractors
October	Oct. 2023: A Dual Celebration
November	A Cornucopia of Thermostat Facts
December	Johnstone Supply, Refrigeration Sales Corp. and Sigler Wholesale Distributors Take Top Honors in Banish Mercury Off the Planet Contest

Print Advertising

ACHR News

Field Served: All branches of the air conditioning, heating and refrigeration industry (residential, commercial, and industrial) including contractors, dealers, distributors, wholesalers, manufacturers, consulting engineers and architects, public utilities, government agencies and associations, exporters and importers, industrial and commercial buyers and users, libraries, schools, students and others allied to the field.

- Advertisement Specs: Six 2/3 page, 4c
- Circulation: 27,380 (National)
 - Connecticut: 309
- Issues
 - January 2023
 - February 2023
 - March 2023
 - May 2023
 - September 2023
 - November 2023

HVACR Business

Field served: commercial, residential and industrial contractors and distributors in the heating, cooling, ventilation and refrigeration industries.

- Advertisement Specs: Three 1/2 page, 4c
- Circulation: 31,500 (National)
 - New England: 1,565
- Issues
 - April 2023
 - August 2023
 - September 2023

NHAMMA NewsWatch

Field served: Biweekly e-newsletter distributed to 388 subscribed municipal hazardous waste professionals. The digital newsletter includes updates/news on hazardous materials and hazardous materials waste handling and recycling, and more.

- Advertisement Specs: 6-month campaign of Ad Zone 3 Product Showcase, 580x150 with 5-word max Headline and 50-word description + 1 URL
- Impressions: 2,101 (Avg: 350)
- Clicks: 25 (Avg: 4)
- Click-Through Rate: 1.19% (Avg: 1.19%)

Connecticut Newspaper

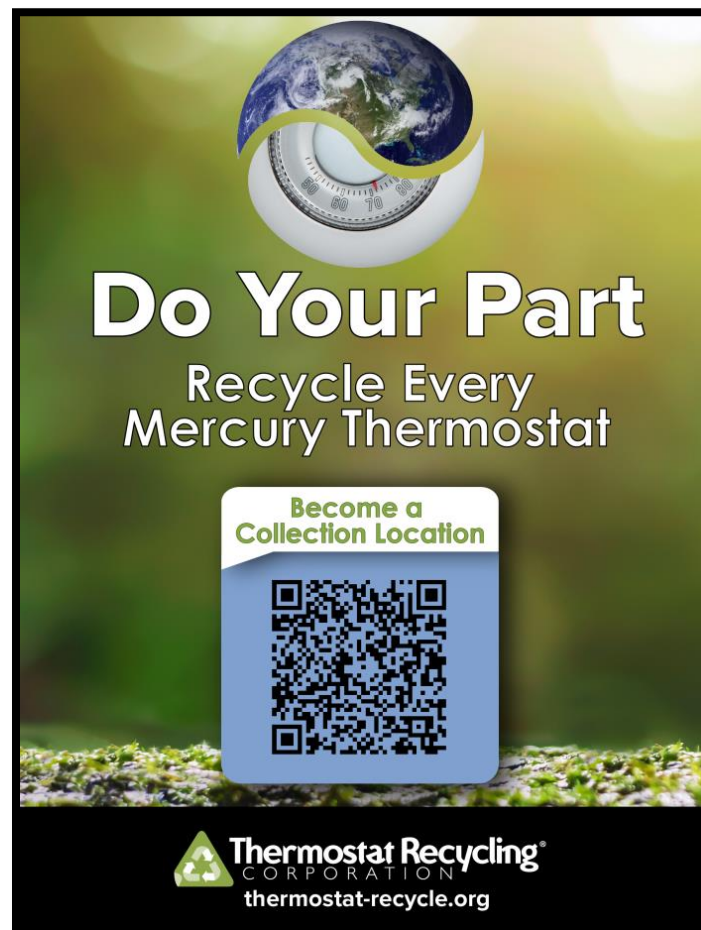
Republican American Newspaper

Field served: Advertising coverage of Greater Waterbury and Northwestern Connecticut.

Advertisement Specs: Three 1/2 page, 4c

- Advertisement Specs: Three 1/3 page, color, 5.343" x 10"
- Circulation: 32,000

Advertisement Samples





Calling all TRC/HARDI Wholesale Members. It's time for the annual BMOP competition!

Return your filled recycling containers from May 1 - October 31 to compete.

Learn more at thermostat-recycle.org/bmop




Do Your Part
Recycle Every Mercury Thermostat

Find A Recycling Site Near You





Advertisement



Do Your Part!
Recycle Every Mercury Thermostat



Recycle Mercury Thermostats for Free

Promoted by TRC
Help preserve the environment by properly disposing your mercury thermostats. The Thermostat Recycling Corporation (TRC) is a non-profit stewardship organization that maintains 3,400+ collection locations nationwide. We accept all brands of wall-mount mercury thermostats and assume all recurring shipping and processing costs. Click below to get your free container. [Learn More](#)

Digital Summary

This report summarizes all digital efforts in spreading TRC’s message to audience members in Connecticut in 2023 – including search engine optimization (SEO) and digital advertising. Digital advertising included search engine marketing (SEM) ads through Google Performance Max; social media ads through LinkedIn; and programmatic ads through StackAdapt.

Search Engine Marketing (SEM) Ads

As part of search engine marketing (SEM), Google Ads is a digital advertising platform where advertisers can bid on search terms (or keywords) to have informational ads displayed, where ads appear alongside search results. This campaign targets people most likely to be interested in relevant content by driving traffic to various pages on the TRC website. TRC has developed a search campaign to align with terms searched by individuals related to thermostats, mercury, mercury recycling, thermostat replacement, etc.

Quantitative Results

A quantitative summary of SEM ad performance for Connecticut in 2023 is detailed below, with a comparison to 2022.

Metric	2023	2022
Impressions	97,054	3,551
Clicks	2,916	116
Clickthrough Rate (CTR)	3%	2.96%
Cost per Click (CPC)	\$0.07	\$5.31
Conversions (Find a Location, Form Downloads)	34	5

Notes

- Impressions: Number of times ads were served to viewers.
- Clicks: Number of viewers who clicked on ads
- CTR: Click-through-rate, calculated by the number of clicks divided by the number of impressions.
- CPC: Average amount paid for each click.

Search Engine Optimization (SEO)

Search Engine Optimization (SEO) is the process whereby a website is optimized through original content and on-site coding tactics to increase its chances of appearing near the top of “organic searches.” An organic search is one that appears “naturally” in a search engine like Google or Bing. In other words, an organic listing is not ranked through paid search.

Organic traffic to a website typically brings visitors who stay longer, and visit more pages, on average.

In 2023, organic search traffic for all states brought 2,069 users to the TRC website. By comparison, 806 users were attributed to organic search over the same time period in 2022.

Social Media and Programmatic Ads

Through social media and programmatic advertising, advertisers can attract large audiences on the platforms they use for social networking and website browsing. This campaign targets people with relevant interests and drives them to various pages on the TRC website. For these ads, audiences on the various platforms were subdivided into various categories, as shown in the quantitative results table below.

Below is the overall performance for Connecticut in 2023 for each target audience and platform.

Audience	Platform	Impressions	Clicks	CTR	Conversions (Find a Location)	Conversions (Large Bin Order Form)	Conversions (Small Pail Order Form)
Consumer	StackAdapt	575,883	8,830	1.53%	16	-	-
Contractor	LinkedIn	340,889	3,730	1.09%	-	-	-
TOTAL:		916,772	12,560	1.31%	16		-

Digital Qualitative Analysis

Through paid digital advertising, TRC’s various messages were shown nearly over 900,000 times to audience members in Connecticut. Of those over 900,000 times, over 16,000 users were acquired to the website – where 50 conversions occurred. Audience members most likely to take an action from our ads were consumers through Google Performance Max ads. In terms of search engine optimization, there was an increase in measured organic website traffic from 2022 to 2023, a result of ensuring Google crawlers were allowed on all pages of the website.

Note: 2023 included a mandatory transition from Google Analytics Universal Analytics (UA) to Google Analytics 4 (GA4); as a result, some data in the report on SEO may look different from years previous.

2023 Trade Shows, Conferences, and Presentations

Date	Show	Location
February		
6-8	AHR Expo	Atlanta, GA
March		
21-23	Better Buildings by Design	Burlington, VT
December		
3-7	HARDI Annual Conference	Phoenix, AZ

2024 Program Modifications

Thermostat Recycling Corporation's 2024 Goals

TRC continues to set high-level annual goals for the organization. These goals assist in decision making and prioritization of activities. For the calendar year 2024, TRC plans to focus on:

- Continuing to fulfill state statutory requirements, agreements, and other arrangements for regulatory compliance.
- Focusing on education and awareness tactics geared toward homeowners and HVAC industry professionals.

Thermostat Recycling Corporation's Planned Tasks

In addition to the above goals, TRC set specific tasks on which we plan to focus. Completion of these tasks aid in the organization's overall goals.

- Roll-out public releases throughout the year.
- Survey national HVAC professionals.
- Continue the program's operational activities such as outbound phone calls, mailing reminder postcards, and visiting sites. Use collection data trends to target these initiatives.
- Attend trade shows and conferences when applicable. Look for speaking opportunities at attended events.



2023 CONNECTICUT ANNUAL REPORT

Thermostat Recycling Corporation Headquarters
529 14th Street, NW, Suite 1280 | Washington, DC 20045
1-888-266-0550

www.thermostat-recycle.org

Questions about this annual report?

Contact:

Danielle Myers, Executive Director

(P) 212.297.2105

(E) danielle.myers@thermostat-recycle.org

All state specific annual reports are posted on our website at the following weblink:

<https://thermostat-recycle.org/program-info/state-reports/>

Recycle every mercury thermostat, every time.

APPENDICES

Third Party Review of Program Effectiveness

How Mercury Thermostat Waste is Handled

Tax Return 990

2023 Miss You Calls

2023 Site Visits

2023 Collection Location Summary Report

2023 Collection Location Bin Receipt

2023 Collection Location Container Requests

PROGRAM PERFORMANCE REPORT & ASSESSMENT

2023 CT MERCURY THERMOSTAT COLLECTION AND RECYCLING

March 2024

Thermostat Recycling Corporation's Collection Program in Connecticut

Mercury, a common element in our environment, can pose severe consequences when it infiltrates water systems. It can lead to genetic mutations and developmental problems in animals, as well as damage to the immune and nervous systems in humans. Everyday items such as thermostats may contain small amounts of mercury sealed within a glass bulb. If this containment is breached, the mercury can be released into the environment.

Microorganisms can then transform this mercury into highly toxic compounds like methyl mercury, which poses a significant environmental hazard. Although the main contributors to mercury pollution are coal-burning power plants and gold mining, improper disposal of commercial and consumer products containing mercury also contributes to the problem. These can include thermometers, switches, certain light bulbs - including fluorescents - and older thermostats.

In 1998, in light of growing environmental concerns, leading thermostat manufacturers established the Thermostat Recycling Corporation (TRC). As of today, the TRC has participants in 48 states, including 17 that have enforced regulations on the sale and disposal of these thermostats. The TRC's mission is to ensure the safe return and disposal of older, mercury-containing thermostats, hence preventing them from ending up in landfills and incinerators. Furthermore, several states have implemented sales restrictions, disposal bans, and product stewardship statutes for mercury-containing products to prevent mercury from contaminating the environment. Among these states, Connecticut is one of the thirteen that mandates thermostat manufacturers to provide a secure disposal route for thermostats by implementing an easily accessible take-back program.

This report aims to critically evaluate the effectiveness of the Thermostat Recycling Corporation's (TRC) take-back program in Connecticut, as mandated by Connecticut Public Act No. 12-54. The report provides a comprehensive overview of the program's operations, focusing on aspects such as the accessibility of return channels, their characteristics, and

marketing strategies. Prepared by Resource Recycling Systems (RRS), an independent third party, this evaluation offers an impartial assessment of TRC's success in facilitating a convenient return channel for thermostats removed from service.

Methodology

Receipts for bins and thermostats from the year 2023 were utilized to assess the performance of the TRC collection program in Connecticut. This data was combined with past performance data, encompassing bin and thermostat submission data from Connecticut and all other states where TRC has managed collection programs. The results of the program, based on these data, were scrutinized both for technical precision and for evaluation of program effectiveness.

Connecticut Program Performance

The Thermostat Recycling Corporation (TRC) is a non-profit stewardship organization that facilitates and manages the collection and proper disposal of mercury-containing thermostats. TRC, supported by thermostat manufacturers, provides a network of collection sites around the United States with the aim of keeping mercury out of the waste stream and protecting the environment. The following analytical report details the annual program performance for mercury thermostat collection in the state of Connecticut (CT) in 2023. A few of the program highlights for 2023 are included below:

- In 2023, the program **collected 10.7 lb mercury** in Connecticut. Since 2008, mercury collected in the state has increased by an annual average of 12% per year. During the same period, the total mercury collected in the nation decreased by an average of 1.7% per year.
- The program collected **1,457 whole thermostats in 2023**, 9% fewer than the number collected in 2013 at the original implementation of Connecticut Public Act No. 12-54. The number of thermostats collected annually in CT has increased by an annual average of 4% since 2010.
- The number of **whole thermostats collected per bin in 2023 on average was 32 thermostats**, significantly lower than both the 40 thermostats per bin collected in 2022 and the national average of 40 thermostats per bin in 2023.
- Counties returning the most bins and thermostats in 2023 were **Hartford (16 bins, 600 thermostats)**, followed by **New Haven (13 bins, 580 thermostats)**, **Fairfield (7 bins, 129 thermostats)** and **Tolland (3 bins, 94 thermostats)**.
- In 2023, **14% of the partner locations returned at least one bin**.
- In 2023, **44 site visits were conducted**, and **168 'Miss You' calls were placed** to channel partners to prompt bin returns. 25 sites received a call and a visit.

- In addition to 1,457 whole thermostats, **only 9 loose switches were collected**, bringing the total **number of “thermostat equivalents” returned in 2023 to 1,465**, 38% lower than the 2022 collection rate.

SECTION 1: Program Analytics

Section 1 of this report examines the annual performance of the thermostat collection recycling program in terms of bins, thermostats, and mercury collected as well as the year-over-year progression of the program.

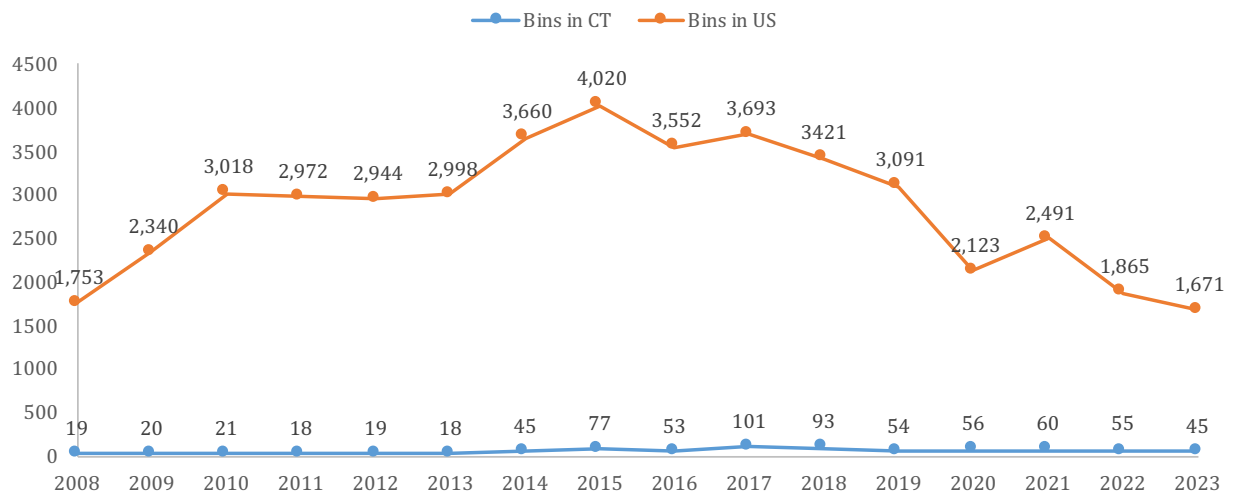
On average, the program has **collected nearly 17 lb of mercury and 1,836 thermostats per year** since 2001. In 2023, the program **collected 10.7 lb of mercury from 1,457 whole thermostats and 9 loose switches**. Figure 1.1 displays the number of bins, thermostats, and quantity of mercury collected in Connecticut since the beginning of the program.

FIGURE 1.1: PROGRAM PERFORMANCE OVER TIME

Year	Number Bins	Number Stats	Lb Mercury
2001	3	305	2.5
2002	2	224	1.5
2003	9	901	6.4
2004	11	909	6.9
2005	16	1,309	13.3
2006	11	972	8.0
2007	8	839	7.4
2008	19	1,838	17.8
2009	20	2,109	22.4
2010	21	1,918	16.2
2011	18	1,538	14.2
2012	19	1,831	15.4
2013	18	1,600	12.9
2014	45	2,485	24.0
2015	77	3,395	30.0
2016	53	2,284	22.2
2017	101	4,246	45.6
2018	93	3,203	27.5
2019	54	1,694	20.9
2020	56	2,240	26.2
2021	60	2,713	24.8
2022	55	2,216	16.8
2023	45	1,457	10.7
<i>Average since 2001</i>	35	1,836	17
Total	814	42,226	393

Figure 1.2 displays the number of bins collected in Connecticut over time as well as the total number of bins collected nationally over the same period. Annual bin collections peaked nationally in 2015 and in Connecticut in 2017 101 bins. Bin collections have tapered to a relatively steady quantity since 2019, but were slightly lower in 2023, with only 45 bins submitted to TRC. This represents the lowest quantity since 2014, an 18% decrease relative to 2022. Nationally, bin collections were down 10% in 2023 relative to the previous year.

FIGURE 1.2: BINS COLLECTED OVER TIME IN THE STATE AND NATIONALLY



Since 2008 in Connecticut, the average of year-over-year changes in mercury collection is an increase of 12%. Nationally, during the same period, the average of yearly changes in mercury collected was -1.7%. The quantity of mercury collected across state programs in 2023 was 0.4% greater than in 2022. **In 2023, the quantity of mercury collected in CT decreased by 36% to 10.7 lb mercury.** Figure 1.3 displays the total quantity of mercury collected in Connecticut over time as well as the annual percent increase (or decrease) in Connecticut and nationally since 2008.

FIGURE 1.3: QUANTITY OF MERCURY COLLECTED IN PROGRAM AND ANNUAL CHANGES IN STATE AND U.S.

Year	Total Lb Hg	% Change State	% Change U.S.
2001	2.5	N/A	89%
2002	1.5	-39%	14%
2003	6.4	328%	11%
2004	6.9	7%	17%
2005	13.3	93%	11%
2006	8.0	-40%	32%
2007	7.4	-7%	2%
2008	17.8	141%	16%
2009	22.4	25%	16%
2010	16.2	-27%	26%
2011	14.2	-13%	4%
2012	15.4	9%	-5%
2013	12.9	-17%	-5%
2014	24.0	87%	13%
2015	30.0	25%	13%
2016	22.2	-26%	-15%
2017	45.6	105%	-7%
2018	27.5	-40%	-13%
2019	20.9	-24%	2%
2020	26.2	26%	-35%
2021	24.8	-6%	5%
2022	16.8	-32%	-28%
2023	10.7	-36%	0%
Average Since 2008	21.7	12%	-1.7%

Channel partners in Connecticut returned 1,457 thermostats to TRC in 2023. This represents an **34% decrease from 2022**. Since 2010, the average of annual year-over-year changes in thermostats collected in Connecticut is **4%**, three points lower than the same metric through 2022. The yearly change in rates for the U.S. averaged -4.7% over the same period. Figure 1.4 displays the total number of thermostats collected in Connecticut and nationally since 2010.

FIGURE 1.4: NUMBER OF WHOLE THERMOSTATS COLLECTED OVER TIME IN THE STATE AND NATIONALLY

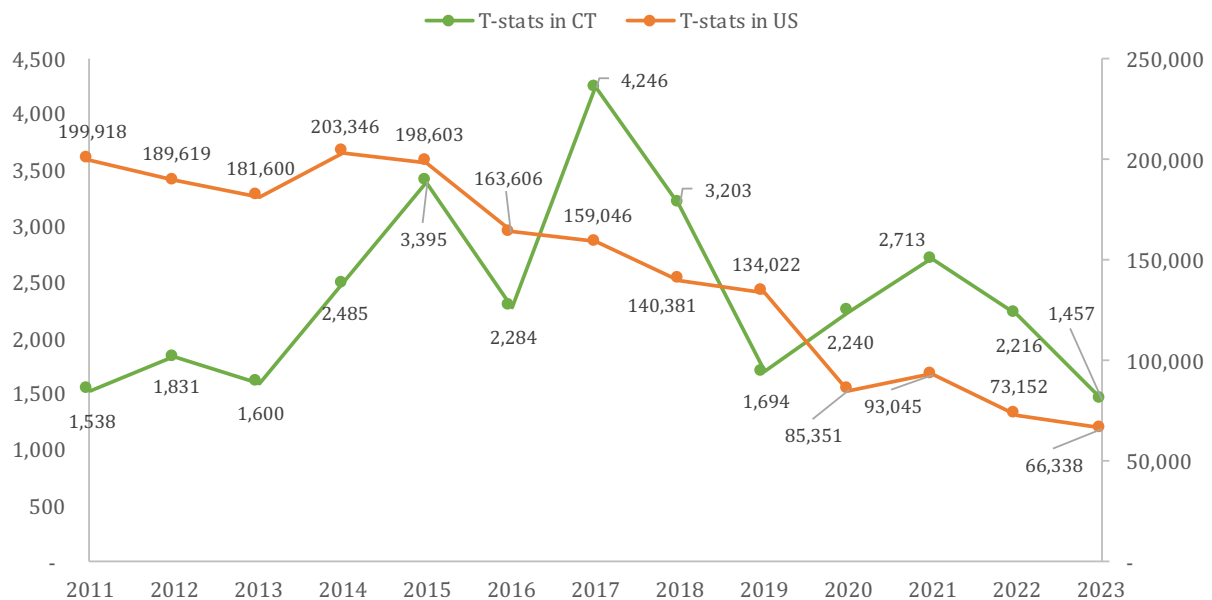


Figure 1.5 shares the underlying data as well as the average of annual percent changes calculated since 2010.

FIGURE 1.5: WHOLE THERMOSTATS COLLECTED IN CT AND U.S. OVER TIME

Year	T-stats in CT	T-stats in U.S.	% Change State	% Change U.S.
2001	305	48,350	-	-
2002	224	61,422	-27%	27%
2003	901	65,778	302%	7%
2004	909	81,115	1%	23%
2005	1,309	87,754	44%	8%
2006	972	113,658	-26%	30%
2007	839	114,158	-14%	0%
2008	1,838	135,646	119%	19%
2009	2,109	155,731	15%	15%
2010	1,918	200,064	-9%	28%
2011	1,538	199,918	-20%	0%
2012	1,831	189,619	19%	-5%
2013	1,600	181,600	-13%	-4%
2014	2,485	203,346	55%	12%
2015	3,395	198,603	37%	-2%
2016	2,284	163,606	-33%	-18%
2017	4,246	159,046	86%	-3%
2018	3,203	140,381	-25%	-12%
2019	1,694	134,022	-47%	-5%
2020	2,240	85,351	32%	-36%
2021	2,713	93,045	21%	9%
2022	2,216	73,152	-18%	-21%
2023	1,457	66,338	-34%	-9%
Average (Since 2010)	2,344	149,149	4%	-5%

Figure 1.6 displays the monthly distribution of bins and thermostats returned in Connecticut over 2023. The months with the greatest number of bins returned were **March (13 bins), May (8 bins) and August and October (both with 5 bins)**. Months with the greatest number of thermostats returned included **May (417 thermostats), March (298 thermostats) and October (193 thermostats)**. Two bins received in September delivered 192 thermostats, only one shy of the number of units received in October. February and April were the only months during which no bins were collected.

FIGURE 1.6: WHOLE THERMOSTATS AND BINS COLLECTED PER MONTH IN 2023

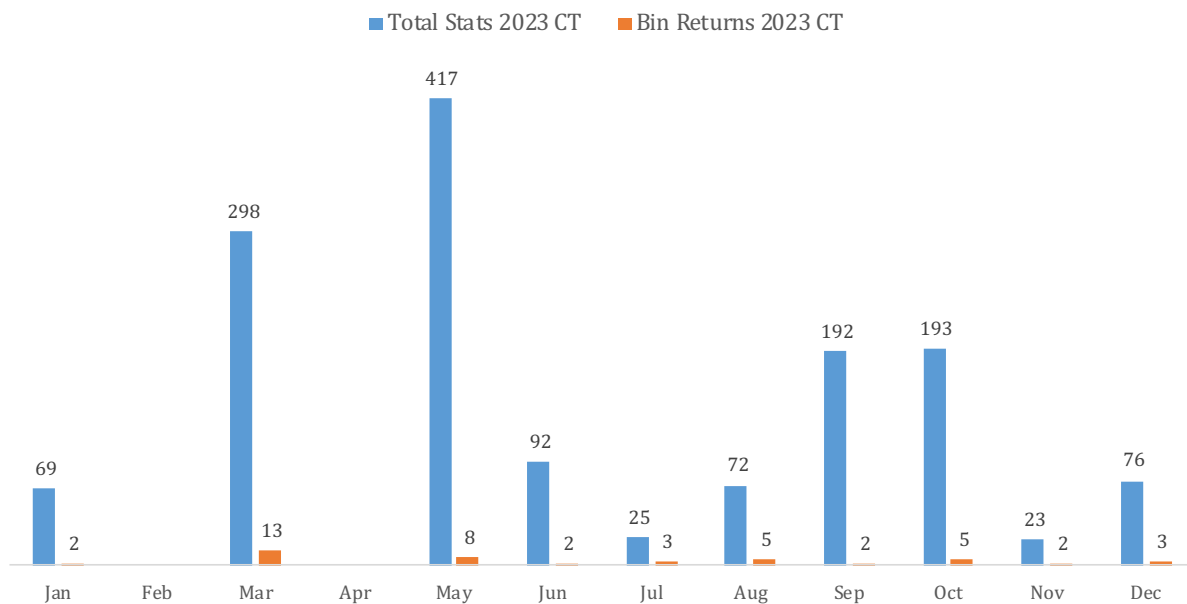


Figure 1.7 shows the average number of thermostats per returned bin per month for the year. The highest number of thermostats per bin, on average, was in **September (96 thermostats per bin)**, followed by **May (52 thermostats per bin)** and **June (46 thermostats per bin)**.

FIGURE 1.7: AVERAGE THERMOSTATS PER BIN RETURNED PER MONTH

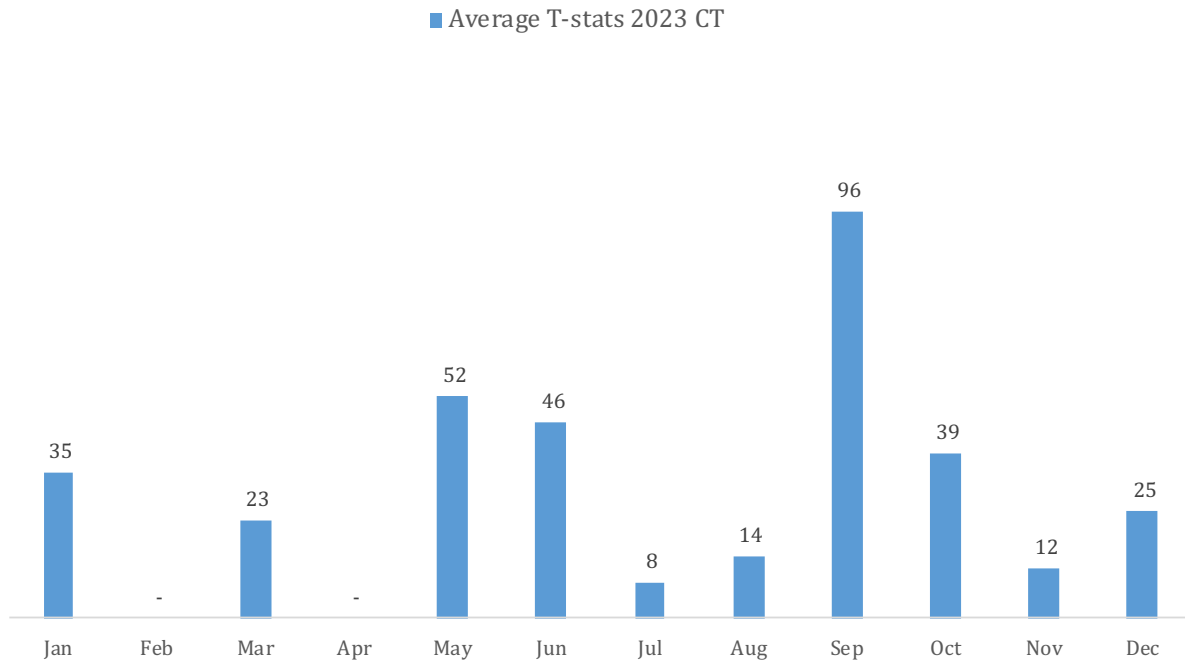


Figure 1.8 displays the average number of thermostats returned per bin in the state and U.S. since 2008 in Connecticut. Nationally, the number of thermostats collected per returned bin has steadily decreased over a longer timeframe but remained relatively consistent in recent years. The rate was 40 thermostats per bin across all programs nationally in 2023. In Connecticut, the average number of thermostats per bin collected in 2023 decreased from a 2022 rate of 40 thermostats per bin to **32 thermostats per bin**; only 2019 had a lower rate at 31 thermostats per bin.

FIGURE 1.8: AVERAGE THERMOSTATS PER BIN OVER TIME IN CT AND NATIONALLY

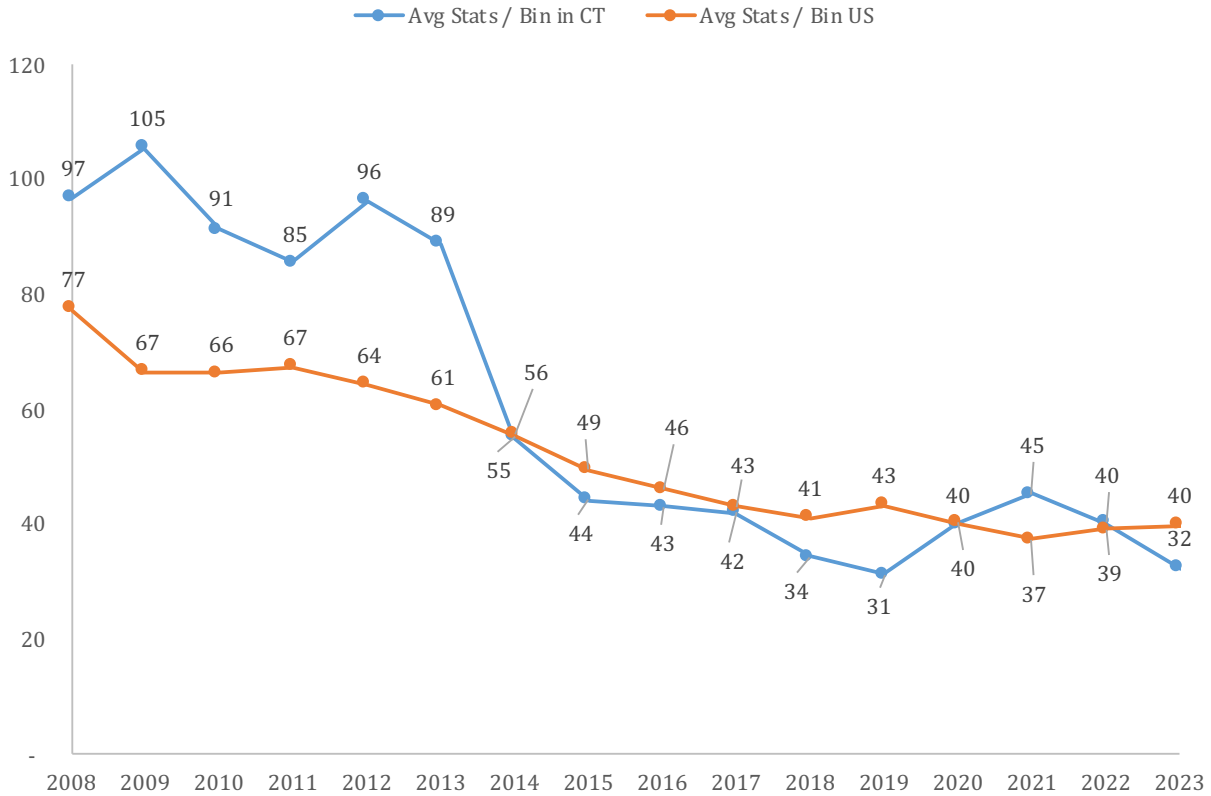
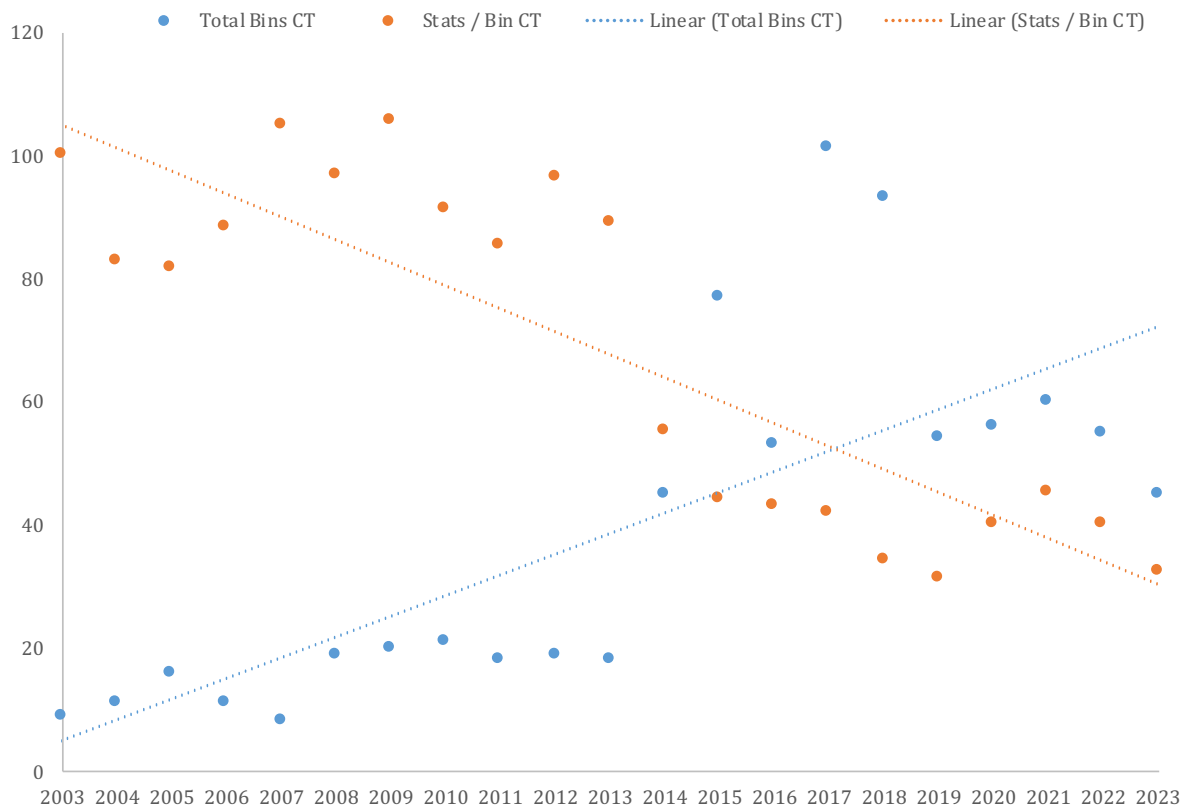


Figure 1.9 depicts the correlation between the total bins returned and the average number of thermostats per bin over time. The long-term data suggest a strong negative correlation, indicating that as the total bin count rises, the average number of thermostats per bin declines. However, this pattern is not consistent over shorter durations. In the period between 2014 and 2023, there is no significant correlation. Interestingly, from 2019 onward, a strong positive correlation is observed, with the number of collected bins and the average number of thermostats per bin fluctuating in a similar pattern year over year. This trend is further exemplified in 2023, where a decrease in the number of bins collected was paralleled by a proportional decrease in the number of thermostats per bin.

FIGURE 1.9: TOTAL BINS AND AVERAGE NUMBER OF THERMOSTATS PER BIN OVER TIME



SECTION 2: Channel Partner Analysis

In Section 2 of the report, an extensive analysis of the partner locations is conducted. The majority of thermostats collected within the state were procured from **wholesalers, which accounted for 62%, or 901 units**. However, this denotes the lowest quantity collected from wholesalers in recent years. **Contractors supplied 22% of the total at 319 thermostats**, a minor increase from 2022. Hazardous household waste facilities (**HHW**) **contributed only 6% (88 units)**. Of note, no thermostats were collected from retailers in 2023, though returns from this partner type are typically negligible. A further 149 units were collected from the "other" category, which includes a range of channel partners such as property management companies and universal waste recyclers. Figure 2.1 depicts the distribution of thermostats collected by location type in 2023.

FIGURE 2.1: THERMOSTATS COLLECTED BY CHANNEL PARTNER TYPE IN 2023

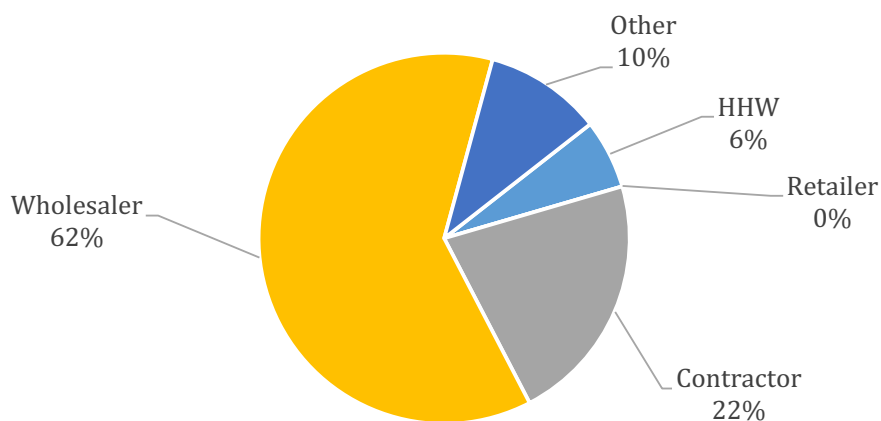
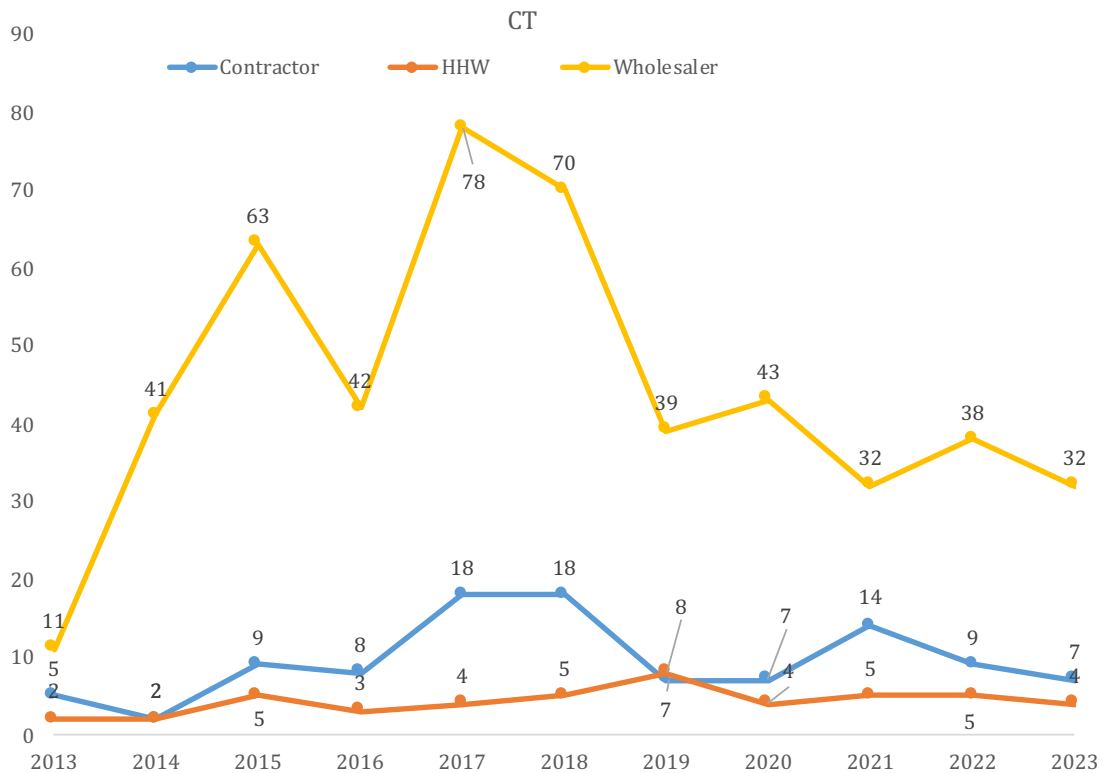


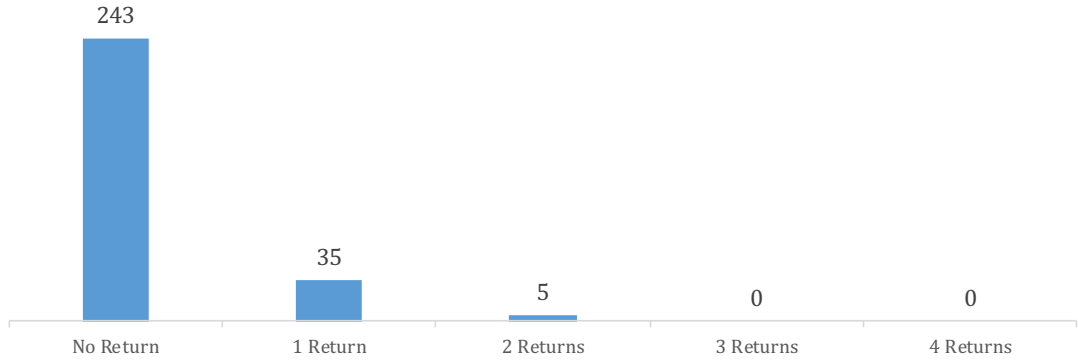
Figure 2.2 below displays the change in the number of bins returned by thermostat collection type over time since 2013 in Connecticut. In 2023, **Contractors returned 7 bins**, and **HHW returned only 4**. **Wholesalers returned 32 bins** to TRC, similar to 2021 and six fewer than in 2022.

FIGURE 2.2: BINS RETURNED BY LOCATION TYPE OVER TIME



In 2023, **40 (14%) locations** with a bin in the state of Connecticut sent back one or more bins to TRC. Thirty-five locations returned a single bin and five locations returned two bins. The distribution is displayed in Figure 2.3.

FIGURE 2.3: PERCENTAGE OF STORES RETURNING A BIN IN 2023



In 2023, **Hartford (16 bins and 600 thermostats)** again returned the greatest number of thermostats, narrowly exceeding those returned from **New Haven (13 bins, 580 thermostats)**, **Fairfield (7 bins, 129 thermostats)**, and **Tolland (3 bins, 94 thermostats)**. Figure 2.4 displays the number of bins and thermostats returned by county in 2023.

FIGURE 2.4: BINS AND TOTAL THERMOSTATS RETURNED IN 2023 BY COUNTY

County Name	Total T-stats	Total Bins
Hartford	600	16
New Haven	580	13
Fairfield	129	7
Tolland	94	3
Middlesex	18	2
New London	14	2
Windham	11	1
Litchfield	11	1

TRC works with channel partners to collect thermostats, and the following figures illustrate performance by partner. **Stericycle (157 thermostats)** returned the most thermostats in 2023, followed by **Nortek (149 thermostats)** and **FW Webb (138 thermostats)**. Other companies that returned significant numbers of thermostats include Sid Harvey, Excelsior Mfg & Supply, Bell Simons and Western Nevada Supply. Figure 2.5 displays the top performing partners by total bins returned in 2023.

FIGURE 2.5: T-STATS BY TOP PERFORMING CHANNEL PARTNERS IN THE STATE

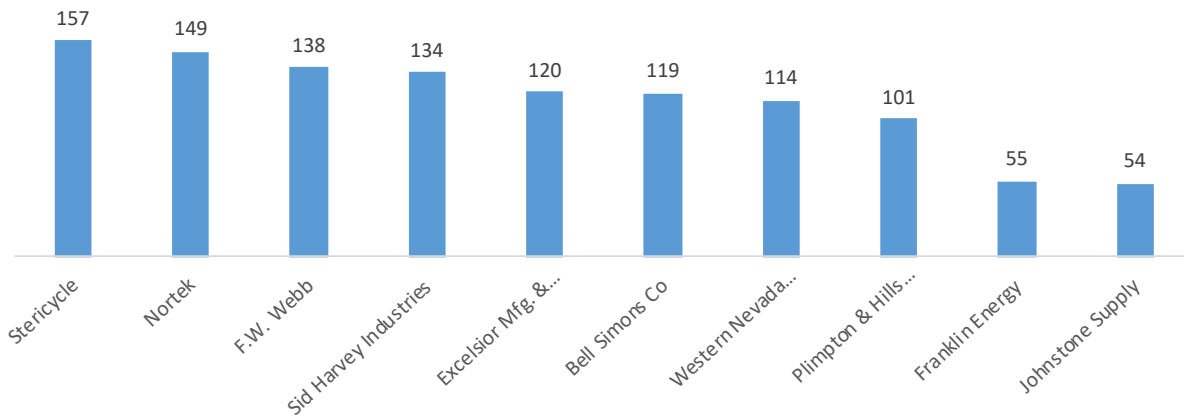


Figure 2.6 shows top performers by total bins and thermostats returned, and the average number of thermostats per bin.

FIGURE 2.6: TOP PERFORMING PARTNERS BY BIN AND THERMOSTAT RETURNS

Company Name	No. of Thermostats	No. of Bins	Thermostats / Bin
Stericycle	157	1	157
Nortek	149	2	75
F.W. Webb	138	3	46
Sid Harvey Industries	134	4	34
Excelsior Mfg. & Supply	120	1	120
Bell Simons Co	119	3	40
Western Nevada Supply	114	1	114
Plimpton & Hills Corp.	101	3	34
Franklin Energy	55	1	55
Johnstone Supply	54	1	54
Plumas Ace Hardware	51	1	51
Howard Industries	47	1	47
R. E. Michel Co	40	1	40
South Central Co. Inc.	32	1	32

To enhance engagement, TRC visited collection locations that might have been inactive in recent program years. In 2023, a total of 44 site visits were executed, and 168 'miss you' calls were made to 120 locations. Similar to 2022, all site visits in 2023 took place in March. Figure 2.7 represents the correlation between the number of site visits per month, bins returned per month, and the quantity of thermostats returned per month (represented in 100s). The site visits in March coincided with the highest rate of bin returns during the year. Out of the 19 locations that were visited and not called, 12 (63%) returned one or more bins. In contrast, only 11 out of 67 (15%) locations that received a call returned one or more bins. A total of 25 locations received at least one call and a visit, with only one (4%) of those locations returning a bin. Thirteen bins were returned in March and 8 bins in May, marking these as the two months with the highest returns, followed by August and October, which had five bin returns each.

FIGURE 2.7: RELATIONSHIP BETWEEN SITE VISITS AND BINS AND THERMOSTATS RETURNED PER MONTH

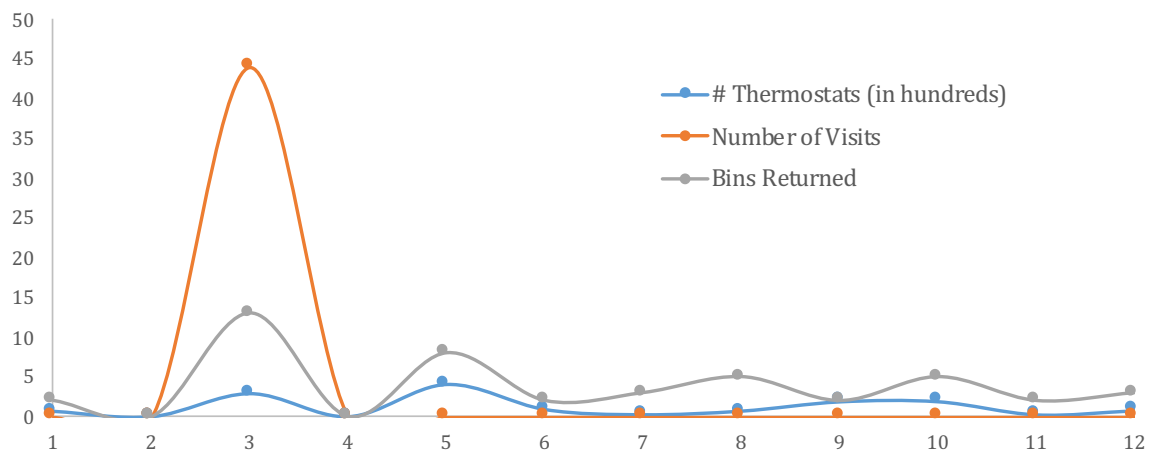


Figure 2.8 illustrates the correlation between the monthly frequency of calls, the quantity of bins returned, and the number of thermostats returned (scaled by hundreds) per month. As was the case in 2022, calls were made solely in July and November. The 76 locations that only received calls in 2023 returned a total of 12 bins from 11 sites. As seen from Figure 2.8, the returns of bins in August and October were minimal, with only five bins returned each month and a mere two in September. These findings indicate that the calls had a minimal impact on motivating channel partners to submit thermostats-containing bins to TRC.

FIGURE 2.8: RELATIONSHIP BETWEEN 'MISS YOU' CALLS AND BINS AND THERMOSTATS RETURNED PER MONTH

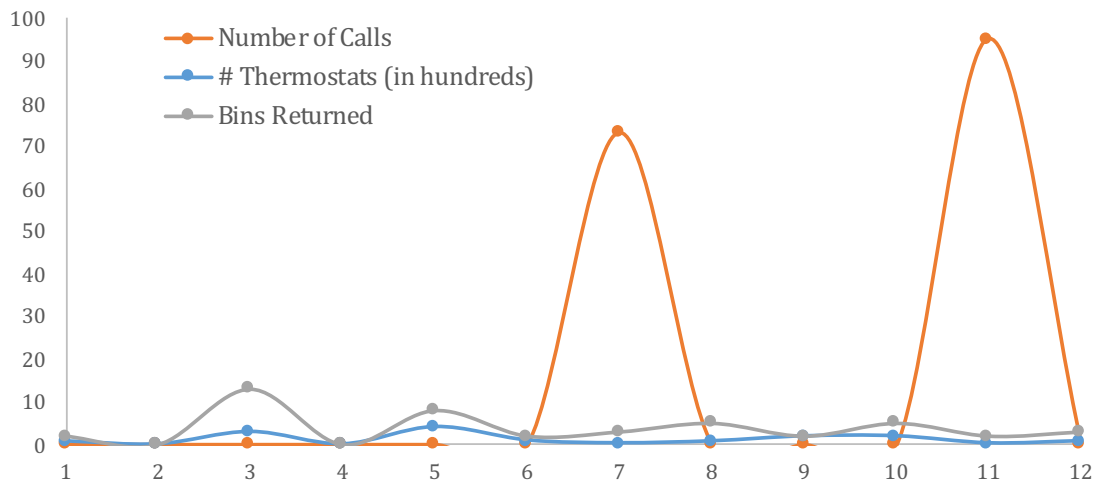


Figure 2.9 compares the return rates of four different groups: locations that did not receive a call or visit, locations that received a visit, locations that received at least one call, and locations that received both. It is evident from the data that visits have a substantially greater impact on return rates compared to calls. Locations that received only a call had a mere 15% active participation rate, significantly lower than the 21% rate for locations that didn't receive either a visit or a call. This discrepancy can be largely attributed to the targeting of calls to sites with historically low participation rates. In contrast, locations that were visited exhibited a robust participation rate of 63%, and contributed to a markedly higher number of returned thermostats compared to locations that were not visited.

FIGURE 2.9: PERCENT CHANGE IN BIN AND THERMOSTAT RETURNS FOR LOCATIONS THAT RECEIVED A VISIT OR CALL OVER LOCATIONS THAT DID NOT RECEIVE EITHER

	No Visit or Call	Visit	Call	Visit & Call
Number of Participating Locations	78	19	76	25
Rate of Active Participation*	20.5%	63.2%	14.5%	4.0%
Bins per Participating Location	0.23	0.74	0.16	0.04
Thermostats per Participating Location	11	14	4.1	0.1
Thermostats per Bin	48	20	26	3

*Fraction of participating locations that returned one or more bins during 2023

SECTION 3: Comparisons to National and Other States' Data

In order to evaluate the performance of collection partners in 2023, a comparison was drawn between the national and state averages of returned bins per location since 2012. This average was calculated exclusively from locations that returned at least one bin within a given year, excluding those that did not return any. The unique return patterns that are influenced by varying state regulations, housing types, local policies, and incentives should be considered when making these comparisons. In 2023, Connecticut's annual average of returned bins per participating location remained below the U.S. average.

FIGURE 3.1: AVERAGE NUMBER OF BINS RETURNED PER LOCATION PER YEAR

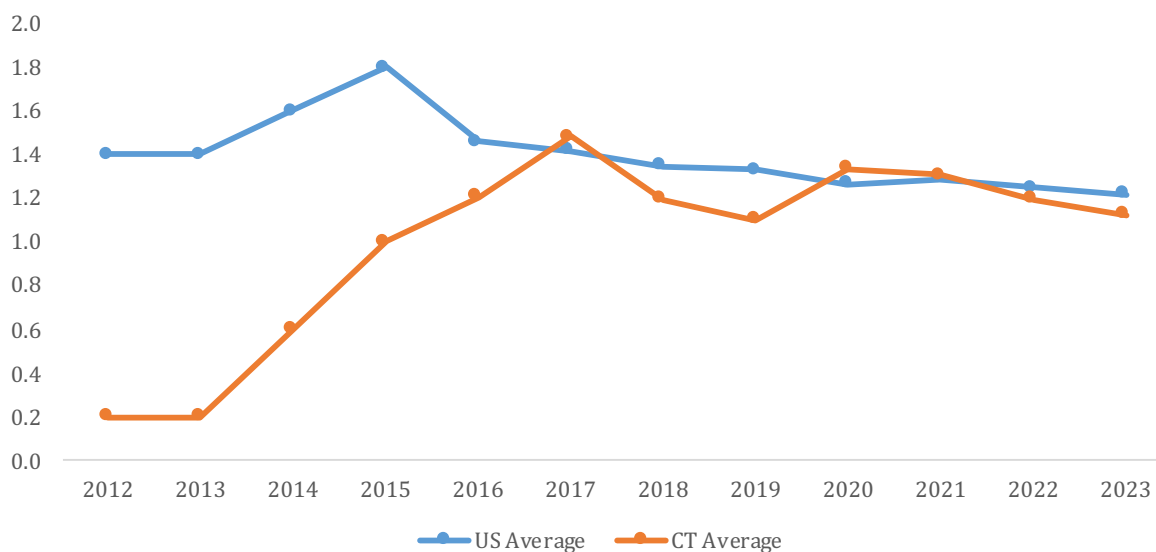


Figure 3.2 displays the locations in Connecticut that returned more than one bin each year since 2020. Sid Harvey Industries returned the most bins in 2023 with four, followed by F.W. Webb, Plimpton & Hills Corp. and Bell Simons Co., each returning three. No other companies returned more than 2 bins in 2023.

FIGURE 3.2: PARTNER LOCATIONS IN THE STATE RETURNING MORE THAN ONE BIN PER YEAR 2019-2023

Location	2020 Bins
Plimpton & Hills Corp	7
Tower Equipment Co Inc	7
Sid Harvey	6
The Granite Group	5
R. E. Michel Co.	4
B&F/Johnstone Supply	4
Bristol Winnelson Co	2
Environmental Engineering Inc	2
Bell Simons	2
Location	2021 Bins
Plimpton & Hills Corp	9
NLR Inc.	9
Ruotolo Mechanical	3
R. E. Michel Co.	3
Sid Harvey	3
F.W. Webb	2
SE CT Regional Resources Recovery Auth.	2
The Granite Group	2
Bell Simons	2
B&F/Johnstone Supply	2
Mansfield Transfer Station	2

Location	2022 Bins
Plimpton & Hills Corp.	5
Johnstone Supply	4
Sid Harvey Industries	3
Plimpton & Hills Corp	2
Fw Webb Company	2
Carrier Enterprise	2
Quality Mechanical Service	2
R.E. Michel Company, Inc	2
Fw Webb	2
Star Supply Company	2
NLR Inc.	2
The Granite Group	2
Location	2023 Bins
Sid Harvey Industries	4
F.W. Webb	3
Plimpton & Hills Corp.	3
Bell Simons Co	3
The Portland Group	2
Carrier Enterprises	2
Nortek	2

Figure 3.3 presents the top partners across all TRC programs in the U.S. over the past four program years, based on the number of bins returned during the same period. The leading contributors of bins to TRC consistently remained Johnstone Supply, R.E. Michel, United Refrigeration, and Ferguson, maintaining their positions from the last three years.

FIGURE 3.3: TOP PERFORMING PARTNER LOCATIONS NATIONWIDE IN BINS RETURNED 2019-2023

Location	2020 Bins
Johnstone Supply	247
R. E. Michel Co.	158
United Refrigeration	87
Ferguson	72
Us Air Conditioning Distributors (USACD)	56
Lennox	47
Goodman Distribution	47
Refrigeration Supplies Distributor (RSD)	37
Sid Harvey	36
Watsco	36
Location	2021 Bins
Johnstone Supply	303
R. E. Michel Co.	190
United Refrigeration	123
Ferguson	69
Lennox	60
Goodman Distribution	46
Refrigeration Supplies Distributor (RSD)	39
Watsco	38
Us Air Conditioning Distributors (USACD)	37
F.W. Webb	37
Geary Pacific	36

Location	2022 Bins
Johnstone Supply	246
R. E. Michel Co.	157
United Refrigeration	80
Ferguson	46
Us Air Conditioning Distributors (USACD)	43
Refrigeration Supplies Distributor (RSD)	42
Lennox	42
Watsco	35
Sid Harvey	32
F.W. Webb	31
Location	2023 Bins
Johnstone Supply	213
R. E. Michel Co.	113
United Refrigeration	86
Ferguson	59
Lennox	41
US Air Conditioning Distributors (USACD)	33
Goodman Distribution	33
F.W. Webb	31
Refrigeration Supplies Distributor (RSD)	30
Sid Harvey	24
Gensco	21

Figure 3.4 displays total percentage of locations that actively participated in the program (active participation defined as sending back at least one bin) in 2023, for all the states that mandate thermostat returns reporting as well as the U.S. national average for all states (reporting and non-reporting). **In 2023, 14% of locations in Connecticut returned at least one bin** while an average of 12% of locations participated across all state programs. The state with the highest percentage of locations returning a bin in 2023 was again Rhode Island (28%). Participation rates continued to trend lower in 2023.

FIGURE 3.4: MANDATORY REPORTING STATES' PERCENTAGE OF LOCATIONS RETURNING A BIN IN 2023

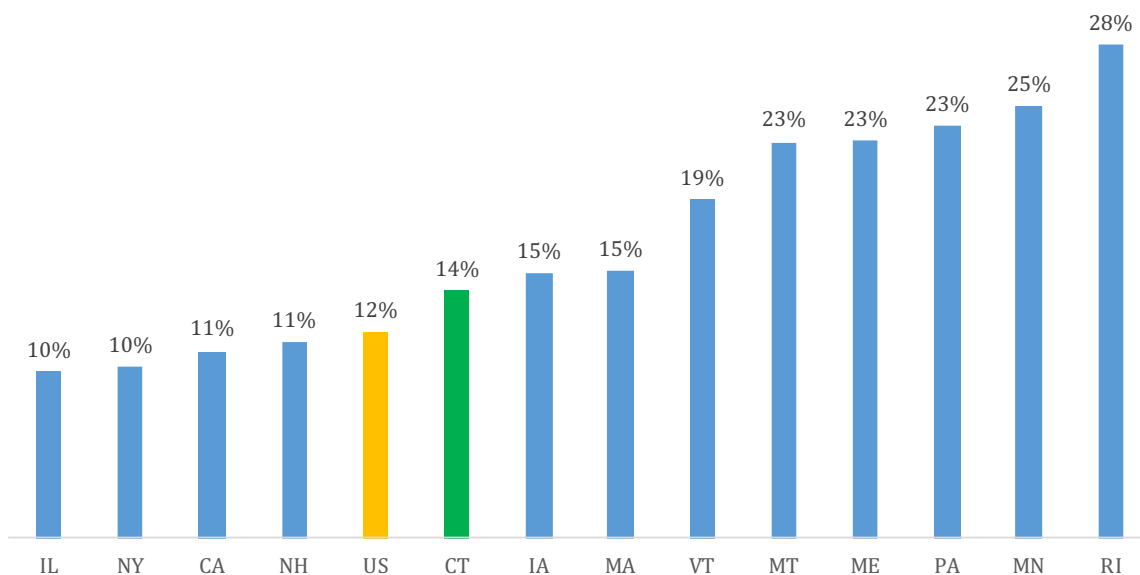


Figure 3.5 presents a comparison between state and national analytics for selected categories in 2023. The categories under comparison include: total collection of thermostats, bins, and loose switches; the number of thermostats collected from all locations and from actively participating locations; the average number of thermostats per returned bin in 2023; the equivalent average; the number of returned mercury thermostat equivalents; and the percent change in the mercury thermostat equivalents from 2022 to 2023. The equivalent average is calculated based on the average number of switches in the collected whole thermostats in the state, and it is used to compute the number of thermostats represented by returned loose switches. The thermostat equivalent number sums up the total number of returned whole thermostats combined with the equivalent number of thermostats represented by the collected loose mercury switches. The states included in the comparison are those that require reporting, with the average calculated for all regulated states that return bins, both reporting and non-reporting.

FIGURE 3.5: COMPARISONS OF MANDATORY REPORTING STATES AND U.S. AVERAGES AMONG SEVERAL CATEGORIES

State	Whole T-Stats	Bins	Loose Switches	T-Stats returned per total # of locations with bins	Average T-Stats/bin	Average T-Stats collected per location that returned at least one bin in 2023	Equivalent Average	T-Stat Equivalents in 2023	% Change over 2022
CA	5,941	319	5,188	3	19	24	1.6145	9,154	32%
CT	1,457	45	9	5	32	36	1.1764	1,465	-38%
IA	1,108	28	559	8	40	50	1.3385	1,526	-15%
IL	2,623	72	9	4	36	43	1.1575	2,631	3%
MA	5,899	84	588	14	70	95	1.1673	6,403	-23%
ME	2,538	78	1	8	33	36	1.0445	2,539	11%
MN	5,761	88	1,388	24	65	96	1.1366	6,982	-16%
MT	70	8	-	2	9	10	N/A	70	-80%
NH	982	29	-	4	34	36	1.0825	982	20%
NY	2,118	80	404	3	26	30	1.2186	2,450	-44%
PA	6,086	119	1,096	14	51	59	1.3227	6,915	31%
RI	1,508	24	3	24	63	84	1.0889	1,511	-2%
VT	1,714	65	66	6	26.4	32	1.0964	1,774	27%
Regulated State Avg	2,908	80	716	9	39	49	1.2037	3,415	-4%

When comparing state and national data, Figure 3.6 illustrates the ranking of each state in various categories, from highest to lowest. For Connecticut, it becomes apparent that both the returns of bins and whole thermostats were lower than the average of regulated states. This was due to both the number of bins returned and the number of thermostats collected per bin falling below the average for regulated states. As a result, the overall number of thermostats collected was also lower than the average. A total of nine loose switches did not significantly increase the overall average. Similar to Figure 3.5, the states included in Figure 3.6 are those required to report thermostat returns. The average represents all states that return bins, encompassing both reporting and non-reporting states.

FIGURE 3.6: COMPARISON OF MANDATORY REPORTING STATES AND U.S. AVERAGE AMONG SEVERAL CATEGORIES, RANKINGS (HIGHEST AT TOP)

WHOLE THERMOSTATS	BINS	LOOSE SWITCHES	THERMOSTATS RETURNED PER TOTAL # LOCATIONS WITH BINS	AVERAGE THERMOSTATS PER BIN	AVERAGE THERMOSTATS COLLECTED PER LOCATION RETURNING AT LEAST ONE BIN	EQUIVALENT AVERAGE	THERMOSTAT EQUIVALENTS	% CHANGE OVER PREVIOUS YEAR
PA	CA	CA	MN	MA	MN	CA	CA	CA
CA	PA	MN	RI	MN	MA	IA	MN	PA
MA	PA	PA	MA	RI	RI	PA	PA	VT
MN	MA	REGULATED STATE AVG	PA	PA	PA	NY	MA	NH
REGULATED STATE AVG	NY	MA	REGULATED STATE AVG	IA	IA	REGULATED STATE AVG	REGULATED STATE AVG	ME
IL	REGULATED STATE AVG	IA	ME	REGULATED STATE AVG	REGULATED STATE AVG	CT	IL	IL
ME	ME	NY	IA	IL	IL	MA	ME	RI
NY	IL	VT	VT	NH	CT	IL	NY	REGULATED STATE AVG
VT	VT	CT	CT	ME	NH	MN	VT	IA
RI	CT	#N/A	IL	CT	ME	VT	IA	MN
CT	NH	RI	NH	NY	VT	RI	RI	MA
IA	IA	ME	NY	VT	NY	NH	CT	CT
NH	RI	MT	CA	CA	CA	ME	NH	NY
MT	MT	VT	MT	MT	MT	MT (N/A)	MT	MT

Figure 3.7 below shows the quantity of mercury collected through TRC’s program in Connecticut and neighboring states between 2018 and 2023. Since thermostat collections were down in 2023, even significantly below where they were in 2022, the quantity of mercury collected was also very low at 10.68 pounds, less than half the average of the preceding five years and 36% lower than 2022.

FIGURE 3.7: MERCURY COLLECTION RELATIVE TO PEER NEW ENGLAND STATES

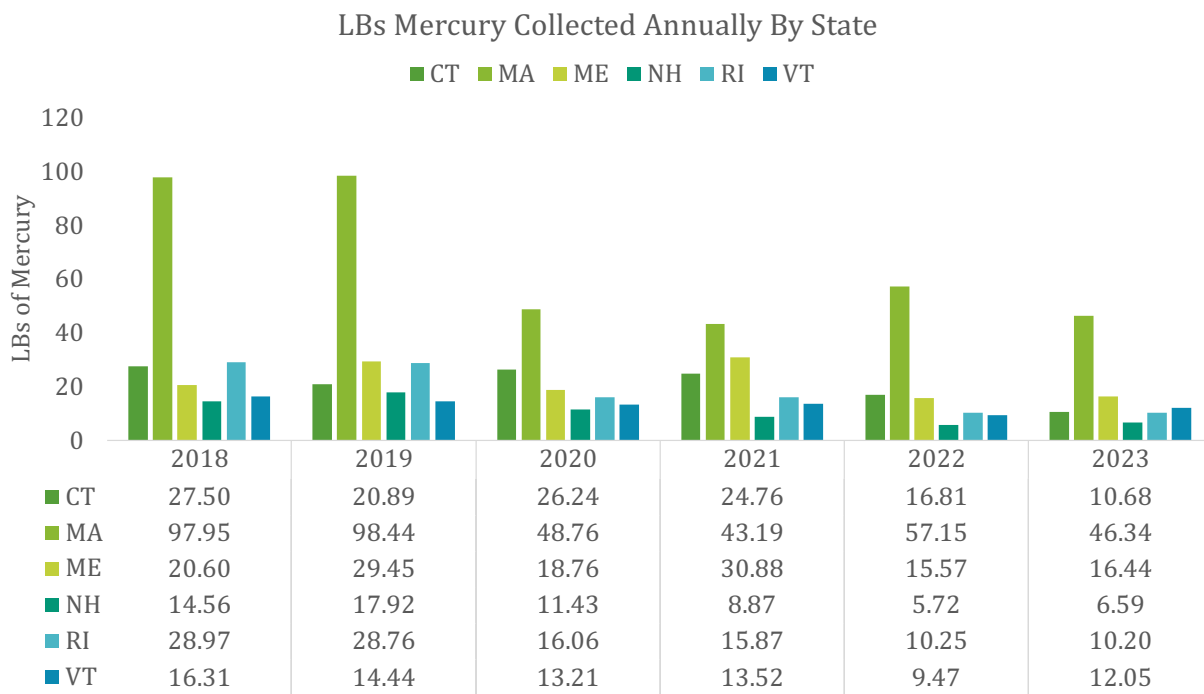
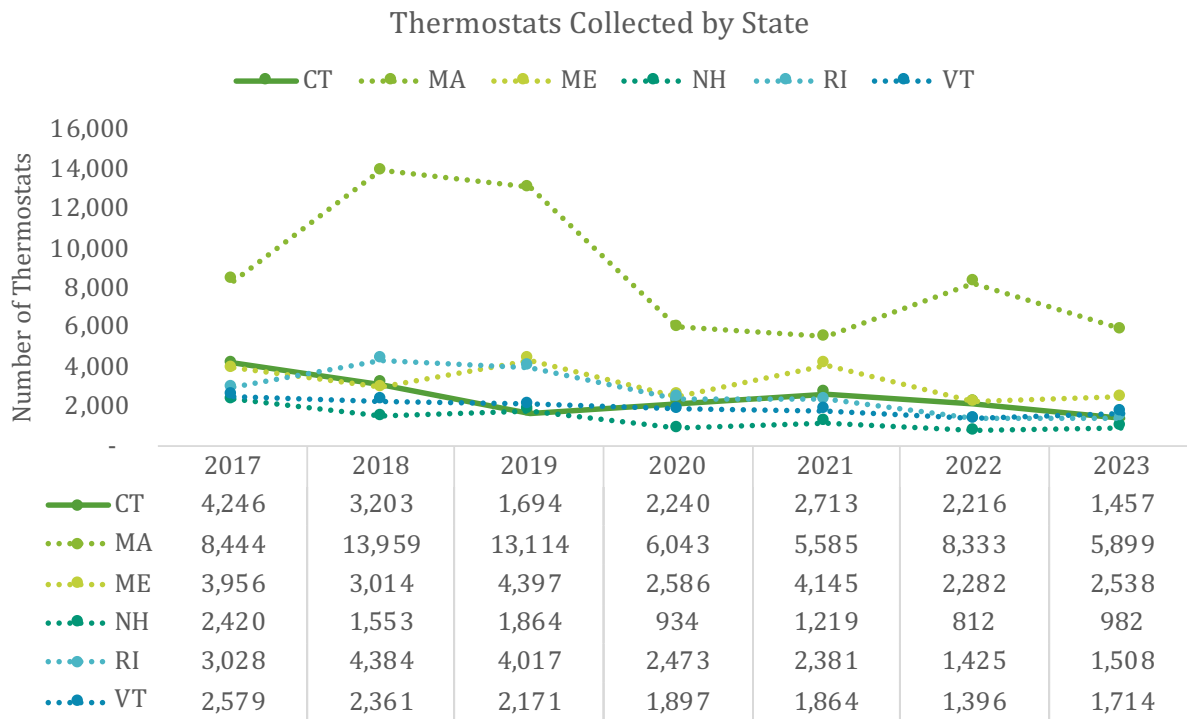


Figure 3.8 presents the thermostat collection trends in comparison with other New England states from 2017 to 2023. After experiencing a considerable decrease of nearly 18% in collections in 2022 compared to the previous year, 2023 marked an even more significant decline of 34% in thermostat collections. At the same time, Massachusetts also witnessed a substantial drop in thermostat collections, while the four other New England states reported moderate increases in 2023 compared to 2022.

FIGURE 3.8: THERMOSTAT COLLECTION RELATIVE TO PEER NEW ENGLAND STATES



The two metrics that gauge participation in the program - thermostat collections and bin returns - share a relationship. The parallel annual trends and visual rates of change for these two metrics are illustrated in Figure 3.9. In 2023, an 18% decrease in bin returns from 2022 was observed, which itself saw an 8% decline from the previous year. As outlined earlier, thermostat collections witnessed a more drastic downturn in 2023, plummeting by 34%. This pattern indicates that the average number of thermostats in each bin in 2023 was considerably lower compared to 2022.

FIGURE 3.9: COMPARISON OF THERMOSTATS RETURNED VS BINS RECEIVED

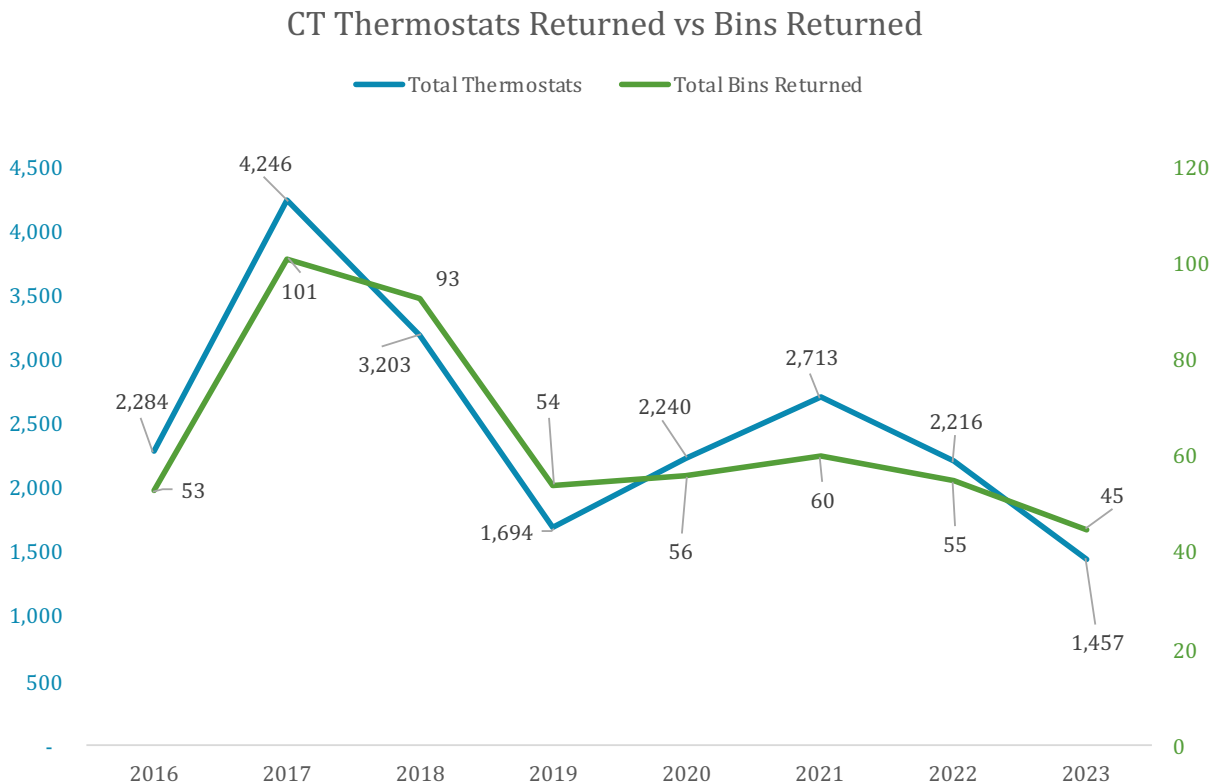
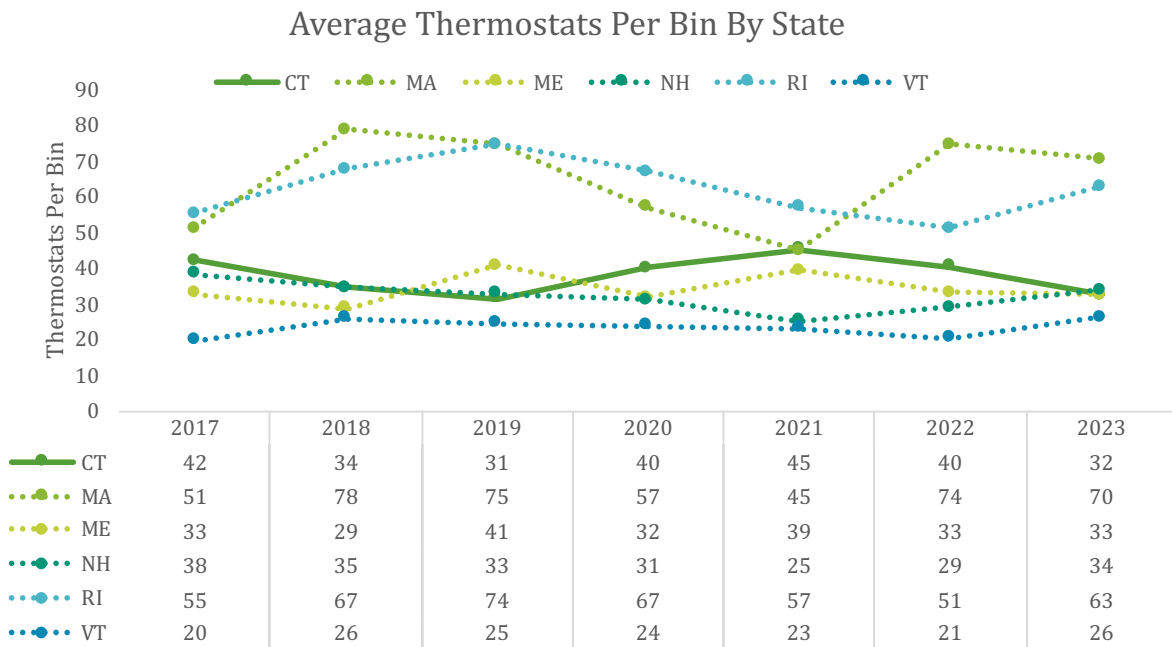


Figure 3.10 below provides a clear graphical representation of the average number of thermostats per bin by New England state programs since 2017. It shows the correlation between the increase in returned bins and the rise in returned thermostats. Among the states displayed, New Hampshire, Rhode Island, and Vermont saw an increase in the average number of thermostats collected in bins compared to levels in 2022. On the other hand, Connecticut, with an average of 32 per bin, witnessed the most substantial decline and the lowest average since 2019.

FIGURE 3.10: AVERAGE NUMBER THERMOSTATS PER BIN RELATIVE TO PEER STATES



Conclusions

Results in Year 10 under the Mandatory TRC Program in Connecticut

The Thermostat Recycling Corporation reported a collection of 66,338 mercury-containing thermostats throughout the U.S. in 2023, with 1,457 specifically from Connecticut. The collection rates on a national level saw a sharp decline in 2020, an effect likely attributed to COVID-19. This drop is part of a consistent decline that started in 2015. Despite a small recovery in 2021, the downward trajectory continued into 2022 with a further reduction of 21% and again in 2023 falling 9% further.

However, the results were quite different in Connecticut. Despite experiencing a substantial 47% drop in 2019, the state saw a resurgence in 2020 with a 32% increase in collections. The reason isn't known, however it might be attributed to thermostats that were collected by channel partners in 2019 or earlier and carried over to be returned to TRC in 2020. The upward trend continued into 2021, adding a further 21% increase. However, by 2023 the total number of thermostats collected reduced by 34% in Connecticut.

In the 2023 program year, TRC received 45 bins of collected thermostats via mail from various partners in Connecticut, slightly down from the 55 bins returned in 2022. A significant quantity (80%) of these bins were returned from three counties - Hartford, New Haven, and Fairfield. The top contributors were Stericycle, Nortek, and F.W. Webb. Stericycle returned a single bin containing 157, the highest number of thermostats received from a partner. Nortek and F.W. Webb provided nearly as many, contributing 149 and 138 thermostats from two and three bins, respectively. Together, these three companies were responsible for 30% of thermostats collected in Connecticut in 2023.

Moreover, most of the returned thermostats, accounting for 64%, came from the top seven suppliers, including Sid Harvey, Excelsior Mfg., Bell Simons, and Western Nevada Supply. Half of the total volume of mercury collected was attributed to the top five thermostat suppliers. Only three suppliers contributed a total of nine loose switches. In addition to the top eight suppliers, thermostats were returned by twenty-five other companies. Among

these, two companies returned two bins each, while the rest, a total of twenty-three companies, returned a single bin each.

In 2023, wholesalers were the primary source for collections, contributing 901 thermostats (62%), 32 bins (71%), and 6 loose switches (67%), for a total mercury volume of 6.7 lb (62%). HVAC Contractors also made a substantial contribution with 319 thermostats (22%), 7 bins (16%), and 3 loose switches (33%), yielding a mercury volume of 2.2 lb (21%). Additionally, 149 thermostats (10%) and 2 bins (4%) were collected from other locations that include property management companies and universal waste recyclers, with a corresponding mercury volume of 1.2 lb (12%). The least amount was collected from HHW locations, with 88 thermostats (6%), 4 bins (9%), accounting for a mercury volume of 0.6 lb (5%). No collections were reported from Retailers and Property Management Companies.

In 2023 as in recent years, two engagement strategies were employed with TRC channel partner locations. these included site visits, phone calls, or a combination of both. However, the effectiveness of these strategies showed marked differences. Locations that only received a site visit exhibited the highest return rate at 63.2%, significantly higher than locations with only phone calls (14.5%) or both methods (4.0%). Yet, despite these returns, the overall number of thermostats returned was highest for locations that did not receive either a visit or a call. This suggests that while visits appear more effective than calls for bin return, they may not necessarily translate to the highest thermostat returns, likely due to outreach specifically targeting channel partners that have demonstrated lower historical participation.

Moreover, the average number of bins and thermostats returned per location was highest for those visited (bins returned per place: 0.74, thermostats per location: 14.37). In contrast, locations receiving both visits and calls yielded the lowest returns (bins returned per location: 0.04, thermostats per location: 0.12). RRS's analysis indicates that visits alone would appear to constitute the most effective engagement strategy, while calls alone demonstrate a lower level of effectiveness. While the combination of visits and calls might

appear to be counterproductive, this is most certainly a function of the participation patterns associated with the targeted locations.

The average number of thermostats returned per location with a bin provides an insight into the efficiency and effectiveness of the site collection strategy. In CT, the mean was 36, or 73% of the regulated state average of 49. In contrast, Rhode Island (RI) demonstrated the highest efficiency with an average of 24 thermostats per location housing a bin.

Another efficiency metric, the average thermostats per bin, was 32 in Connecticut. The return pattern shows a concentrated number of thermostats originating from a very limited number of bins from top participants, with a “long tail” of single bins returned from partners with lower numbers of thermostats in each bin. Connecticut’s average was slightly below the regulated state average of 39 and far below the highest average of 70 recorded in Massachusetts (MA). This suggests that channel partners may have the ability to promote the program to a greater extent amongst their patrons.

In terms of the year-over-year change, Connecticut experienced a decrease of 38% in thermostat equivalents collected. This decrease was significantly larger than the regulated state average change of -4% and was one of the sharpest declines among all states. The most substantial increase was seen in CA, with a 32% rise.

Overall, the Connecticut program performance in 2023 saw diminished results both in relation to its historical performance, as well as in comparison to that of other regulated states, both in the context of individual metrics and overall output. Collection of whole thermostats, at 1,457 units collected, places Connecticut towards the lower end when compared to other regulated states. For example, Pennsylvania channel partners collected the most at 6,086 units, and the regulated state average was also significantly higher at 2,908 units in 2023. In terms of bins, Connecticut channel partners submitted only 45, falling well short of the 80 bin returns averaged across regulated states. The top performer in this category was California (CA), with 319 bins.

A review of the Connecticut thermostat collection program reveals lower collection numbers in comparison to peer states, and this trend coincides with a decrease in participation rates. These observations suggest an underutilized potential for promotional efforts to be amplified within Connecticut's channel partner network. Channel partners play a pivotal role in this scenario, and therefore it is strongly recommended that these partners are encouraged to intensify the promotion of the collection program in their businesses. This recommendation extends to both channel partners such as wholesalers, as well as their customer base. Such an initiatives should target the effect of maximizing participation rates, especially among those patrons, i.e. contractors, who are actively involved in the removal of thermostats from service.

The observed decrease in collections may correlate with a decline in the retirement of thermostats. Given the substantial time elapsed since the phase-out of mercury-containing thermostats, a decrease in the fraction of these thermostats being decommissioned is anticipated. Questions remain related to the percentage of thermostats that are currently being retired that still contain mercury, and the pace of decline going forward. This statistic is of paramount importance, as it provides an assessment of the success of the thermostat collection program.

--

RRS has reviewed the data, vetted numbers for accuracy, and verifies the information and data presented in this report is accurate and consistent with the reported numbers.



529 14th Street, NW, Suite 1280 | Washington, DC 20045 | thermostat-recycle.org

HOW MERCURY THERMOSTAT WASTE IS HANDLED

WASTE MERCURY-ADDED THERMOSTAT MANAGEMENT THROUGH VEOLIA ES TECHNICAL SOLUTIONS, LLC.

TRC containers with waste mercury-switch thermostats are received at a fulfillment/inventory center in Port Washington, Wisconsin (WIR000130591). The facility is owned and operated by Veolia ES Technical Solutions, L.L.C. (Veolia) under contract with TRC.

All recycling containers, including pails and bins are received at the loading dock and sent to the TRC inventory room. The container and plastic liner are opened and the contents are identified, sorted, and tallied. The following data is recorded for each bin returned and processed: bin number, business name (location name), city, state, zip code, date returned, number of thermostats and mercury switches by manufacturer and any non-conforming material.

The containers are returned to the location that sent it in with a new prepaid address label within 3 weeks of receipt. The thermostats are stored and staged in a plastic lined carton in a storage area for final processing. The containers are dated and processed in order received, first in-first out.

The thermostats and any loose bulbs collected from the containers are consolidated into a special 55-gallon drum which is labeled and dated according to regulations. The drum is sealed with a band and is only opened when contents are being added to it. Special negative pressure venting assures any fumes are captured and vented when the drum is opened.

The 55-gallon drum is then shipped to Veolia's mercury recovery facility (WID988566543) for final processing of the mercury ampules (switches). Veolia Environmental Services meets or exceeds all local, state, federal and EPA regulations for the management of the product.

The containers are returned from the storage area to the mercury recovery processing area to have the mercury bulbs removed from the plastic housing. Universal Waste Regulations require the recycling and disposal of waste within 12 months of acceptance at the processing facility.

Small quantities of thermostats are removed from the container, which is then closed again. The bulbs are removed from the thermostats and placed into processing vessel at the work station. Once the processing vessel is full, the vessel is loaded into the mercury recovery retort oven.

If a bulb breaks and the mercury spills, the work area is designed to contain the spillage and the operators are trained in the clean-up and disposal of mercury. The TRC inventory

and processing areas are equipped with special mercury vacuum cleaners and the work area is vacuumed at the end of the work day to ensure that any spillage is cleaned up and not left to evaporate.

Veolia meets or exceeds all local, state, federal and EPA regulations for the management of the product. The mercury recovery facility and process are permitted by the Wisconsin Department of Natural Resources. Veolia's approvals for mercury recovery/recycling include:

- EPA - identification WID988566543
- Hazardous Waste Storage License #6008
- Hazardous Waste Treatment License (Mercury Recovery Operations) #4585
- Air Operation Permit #246076050-S01
- Storm Water General Permit #WI-S067857-4

In addition to the regulatory permits, both Veolia Port Washington facilities have developed and maintain management systems in accordance with ISO 14001-2004, OHSAS 18001-2007, and Responsible Recycling (R2:2013) Practice. All persons who handle mercury thermostats as part of the TRC operation receive training in the handling of Hazardous Waste and Universal Waste.

The mercury containing ampules are retorted at Veolia's Port Washington Mineral Springs facility. The mercury is removed during the retort process. The post retort debris consists of broken glass ampules. The debris is tested for residual mercury to document the removal of the mercury to levels below the US EPA Land Disposal Restriction (LDR) levels. The debris is then disposal of as a non-hazardous solid waste at Advanced Disposal Glacier Ridge Landfill, LLC in Horicon, Wisconsin.

Return of Organization Exempt From Income Tax

Form **990**

Under section 501(c), 527, or 4947(a)(1) of the Internal Revenue Code (except private foundations)

Do not enter social security numbers on this form as it may be made public.

Go to www.irs.gov/Form990 for instructions and the latest information.

2022

Open to Public Inspection

A For the **2022** calendar year, or tax year beginning and ending

B Check if applicable: <input type="checkbox"/> Address change <input type="checkbox"/> Name change <input type="checkbox"/> Initial return <input type="checkbox"/> Final return/terminated <input type="checkbox"/> Amended return <input type="checkbox"/> Application pending	C Name of organization THERMOSTAT RECYCLING CORPORATION		D Employer identification number 54-1830284
	Doing business as TRC		E Telephone number 212-297-2105
	Number and street (or P.O. box if mail is not delivered to street address) Room/suite 355 LEXINGTON AVENUE, 15TH FLOOR	G Gross receipts \$ 4,916,436.	
	City or town, state or province, country, and ZIP or foreign postal code NEW YORK, NY 10017		H(a) Is this a group return for subordinates? <input type="checkbox"/> Yes <input checked="" type="checkbox"/> No
	F Name and address of principal officer: DANIELLE MYERS SAME AS C ABOVE		H(b) Are all subordinates included? <input type="checkbox"/> Yes <input type="checkbox"/> No

I Tax-exempt status: 501(c)(3) 501(c) (**6**) (insert no.) 4947(a)(1) or 527

J Website: **WWW.THERMOSTAT-RECYCLE.ORG**

K Form of organization: Corporation Trust Association Other

L Year of formation: **1996** **M** State of legal domicile: **DE**

Part I Summary		Prior Year	Current Year
Activities & Governance	1 Briefly describe the organization's mission or most significant activities: TO PROMOTE THE SAFE COLLECTION AND PROPER DISPOSAL OF MERCURY-CONTAINING THERMOSTATS.		
	2 Check this box <input type="checkbox"/> if the organization discontinued its operations or disposed of more than 25% of its net assets.		
	3 Number of voting members of the governing body (Part VI, line 1a)	3	4
	4 Number of independent voting members of the governing body (Part VI, line 1b)	4	4
	5 Total number of individuals employed in calendar year 2022 (Part V, line 2a)	5	0
	6 Total number of volunteers (estimate if necessary)	6	4
	7 a Total unrelated business revenue from Part VIII, column (C), line 12	7a	0.
b Net unrelated business taxable income from Form 990-T, Part I, line 11	7b	0.	
Revenue	8 Contributions and grants (Part VIII, line 1h)	0.	0.
	9 Program service revenue (Part VIII, line 2g)	2,889,690.	4,916,010.
	10 Investment income (Part VIII, column (A), lines 3, 4, and 7d)	50.	426.
	11 Other revenue (Part VIII, column (A), lines 5, 6d, 8c, 9c, 10c, and 11e)	0.	0.
	12 Total revenue - add lines 8 through 11 (must equal Part VIII, column (A), line 12)	2,889,740.	4,916,436.
Expenses	13 Grants and similar amounts paid (Part IX, column (A), lines 1-3)	0.	0.
	14 Benefits paid to or for members (Part IX, column (A), line 4)	0.	0.
	15 Salaries, other compensation, employee benefits (Part IX, column (A), lines 5-10)	0.	0.
	16a Professional fundraising fees (Part IX, column (A), line 11e)	0.	0.
	b Total fundraising expenses (Part IX, column (D), line 25)	0.	
	17 Other expenses (Part IX, column (A), lines 11a-11d, 11f-24e)	2,583,233.	4,058,636.
18 Total expenses. Add lines 13-17 (must equal Part IX, column (A), line 25)	2,583,233.	4,058,636.	
19 Revenue less expenses. Subtract line 18 from line 12	306,507.	857,800.	
Net Assets or Fund Balances	20 Total assets (Part X, line 16)	Beginning of Current Year 2,265,895.	End of Year 4,135,873.
	21 Total liabilities (Part X, line 26)	334,229.	1,346,407.
	22 Net assets or fund balances. Subtract line 21 from line 20	1,931,666.	2,789,466.

Part II Signature Block

Under penalties of perjury, I declare that I have examined this return, including accompanying schedules and statements, and to the best of my knowledge and belief, it is true, correct, and complete. Declaration of preparer (other than officer) is based on all information of which preparer has any knowledge.

Sign Here	Signature of officer	Date			
	DANIELLE MYERS, OPERATIONS AND COMPLIANCE MANAGER Type or print name and title				
Paid Preparer Use Only	Print/Type preparer's name JEFFREY A. SMITH, CPA	Preparer's signature	Date	Check if self-employed <input type="checkbox"/>	PTIN P00139935
	Firm's name BURDETTE SMITH & BISH LLC	Firm's EIN 45-4037800	Firm's address 4114 LEGATO ROAD, 5TH FLOOR FAIRFAX, VA 22033	Phone no. 703-591-5200	

May the IRS discuss this return with the preparer shown above? See instructions Yes No

Part III Statement of Program Service Accomplishments

Check if Schedule O contains a response or note to any line in this Part III

1 Briefly describe the organization's mission: THE THERMOSTAT RECYCLING CORPORATION (TRC) IS A NON-PROFIT ORGANIZATION THAT FACILITATES AND MANAGES THE COLLECTION AND PROPER DISPOSAL OF MERCURY-CONTAINING THERMOSTATS.

2 Did the organization undertake any significant program services during the year which were not listed on the prior Form 990 or 990-EZ? Yes No

3 Did the organization cease conducting, or make significant changes in how it conducts, any program services? Yes No

4 Describe the organization's program service accomplishments for each of its three largest program services, as measured by expenses.

4a (Code:) (Expenses \$ 3,941,314. including grants of \$) (Revenue \$ 4,916,010.) TRC FACILITATES THE PROPER MANAGEMENT OF WASTE MERCURY THERMOSTATS BY PROVIDING RECYCLING CONTAINERS FOR THE COLLECTION AND TRANSPORT OF WASTE MERCURY THERMOSTATS TO ELIGIBLE COLLECTION SITES IN ALL U.S. STATES EXCEPT ALASKA AND HAWAII. TRC ALSO CONDUCTS AN EDUCATIONAL CAMPAIGN PROMOTING THE PROPER MANAGEMENT OF WASTE MERCURY THERMOSTATS. SINCE TRC'S FOUNDING, TRC HAS COLLECTED OVER 2,900,000 MERCURY-CONTAINING THERMOSTATS WHICH HAS KEPT 13 TONS OF MERCURY OUT OF THE WASTE SYSTEM.

4b (Code:) (Expenses \$ including grants of \$) (Revenue \$)

4c (Code:) (Expenses \$ including grants of \$) (Revenue \$)

4d Other program services (Describe on Schedule O.) (Expenses \$ including grants of \$) (Revenue \$)

4e Total program service expenses 3,941,314.

Part IV Checklist of Required Schedules

	Yes	No
1 Is the organization described in section 501(c)(3) or 4947(a)(1) (other than a private foundation)? <i>If "Yes," complete Schedule A</i>		X
2 Is the organization required to complete <i>Schedule B, Schedule of Contributors</i> ? See instructions		X
3 Did the organization engage in direct or indirect political campaign activities on behalf of or in opposition to candidates for public office? <i>If "Yes," complete Schedule C, Part I</i>		X
4 Section 501(c)(3) organizations. Did the organization engage in lobbying activities, or have a section 501(h) election in effect during the tax year? <i>If "Yes," complete Schedule C, Part II</i>		
5 Is the organization a section 501(c)(4), 501(c)(5), or 501(c)(6) organization that receives membership dues, assessments, or similar amounts as defined in Rev. Proc. 98-19? <i>If "Yes," complete Schedule C, Part III</i>	X	
6 Did the organization maintain any donor advised funds or any similar funds or accounts for which donors have the right to provide advice on the distribution or investment of amounts in such funds or accounts? <i>If "Yes," complete Schedule D, Part I</i>		X
7 Did the organization receive or hold a conservation easement, including easements to preserve open space, the environment, historic land areas, or historic structures? <i>If "Yes," complete Schedule D, Part II</i>		X
8 Did the organization maintain collections of works of art, historical treasures, or other similar assets? <i>If "Yes," complete Schedule D, Part III</i>		X
9 Did the organization report an amount in Part X, line 21, for escrow or custodial account liability, serve as a custodian for amounts not listed in Part X; or provide credit counseling, debt management, credit repair, or debt negotiation services? <i>If "Yes," complete Schedule D, Part IV</i>		X
10 Did the organization, directly or through a related organization, hold assets in donor-restricted endowments or in quasi endowments? <i>If "Yes," complete Schedule D, Part V</i>		X
11 If the organization's answer to any of the following questions is "Yes," then complete Schedule D, Parts VI, VII, VIII, IX, or X, as applicable.		
a Did the organization report an amount for land, buildings, and equipment in Part X, line 10? <i>If "Yes," complete Schedule D, Part VI</i>		X
b Did the organization report an amount for investments - other securities in Part X, line 12, that is 5% or more of its total assets reported in Part X, line 16? <i>If "Yes," complete Schedule D, Part VII</i>		X
c Did the organization report an amount for investments - program related in Part X, line 13, that is 5% or more of its total assets reported in Part X, line 16? <i>If "Yes," complete Schedule D, Part VIII</i>		X
d Did the organization report an amount for other assets in Part X, line 15, that is 5% or more of its total assets reported in Part X, line 16? <i>If "Yes," complete Schedule D, Part IX</i>	X	
e Did the organization report an amount for other liabilities in Part X, line 25? <i>If "Yes," complete Schedule D, Part X</i>		X
f Did the organization's separate or consolidated financial statements for the tax year include a footnote that addresses the organization's liability for uncertain tax positions under FIN 48 (ASC 740)? <i>If "Yes," complete Schedule D, Part X</i>	X	
12a Did the organization obtain separate, independent audited financial statements for the tax year? <i>If "Yes," complete Schedule D, Parts XI and XII</i>	X	
b Was the organization included in consolidated, independent audited financial statements for the tax year? <i>If "Yes," and if the organization answered "No" to line 12a, then completing Schedule D, Parts XI and XII is optional</i>		X
13 Is the organization a school described in section 170(b)(1)(A)(ii)? <i>If "Yes," complete Schedule E</i>		X
14a Did the organization maintain an office, employees, or agents outside of the United States?		X
b Did the organization have aggregate revenues or expenses of more than \$10,000 from grantmaking, fundraising, business, investment, and program service activities outside the United States, or aggregate foreign investments valued at \$100,000 or more? <i>If "Yes," complete Schedule F, Parts I and IV</i>		X
15 Did the organization report on Part IX, column (A), line 3, more than \$5,000 of grants or other assistance to or for any foreign organization? <i>If "Yes," complete Schedule F, Parts II and IV</i>		X
16 Did the organization report on Part IX, column (A), line 3, more than \$5,000 of aggregate grants or other assistance to or for foreign individuals? <i>If "Yes," complete Schedule F, Parts III and IV</i>		X
17 Did the organization report a total of more than \$15,000 of expenses for professional fundraising services on Part IX, column (A), lines 6 and 11e? <i>If "Yes," complete Schedule G, Part I.</i> See instructions		X
18 Did the organization report more than \$15,000 total of fundraising event gross income and contributions on Part VIII, lines 1c and 8a? <i>If "Yes," complete Schedule G, Part II</i>		X
19 Did the organization report more than \$15,000 of gross income from gaming activities on Part VIII, line 9a? <i>If "Yes," complete Schedule G, Part III</i>		X
20a Did the organization operate one or more hospital facilities? <i>If "Yes," complete Schedule H</i>		X
b If "Yes" to line 20a, did the organization attach a copy of its audited financial statements to this return?		
21 Did the organization report more than \$5,000 of grants or other assistance to any domestic organization or domestic government on Part IX, column (A), line 1? <i>If "Yes," complete Schedule I, Parts I and II</i>		X

Part IV Checklist of Required Schedules (continued)

	Yes	No
22 Did the organization report more than \$5,000 of grants or other assistance to or for domestic individuals on Part IX, column (A), line 2? <i>If "Yes," complete Schedule I, Parts I and III</i>		X
23 Did the organization answer "Yes" to Part VII, Section A, line 3, 4, or 5, about compensation of the organization's current and former officers, directors, trustees, key employees, and highest compensated employees? <i>If "Yes," complete Schedule J</i>		X
24a Did the organization have a tax-exempt bond issue with an outstanding principal amount of more than \$100,000 as of the last day of the year, that was issued after December 31, 2002? <i>If "Yes," answer lines 24b through 24d and complete Schedule K. If "No," go to line 25a</i>		X
b Did the organization invest any proceeds of tax-exempt bonds beyond a temporary period exception?		
c Did the organization maintain an escrow account other than a refunding escrow at any time during the year to defease any tax-exempt bonds?		
d Did the organization act as an "on behalf of" issuer for bonds outstanding at any time during the year?		
25a Section 501(c)(3), 501(c)(4), and 501(c)(29) organizations. Did the organization engage in an excess benefit transaction with a disqualified person during the year? <i>If "Yes," complete Schedule L, Part I</i>		
b Is the organization aware that it engaged in an excess benefit transaction with a disqualified person in a prior year, and that the transaction has not been reported on any of the organization's prior Forms 990 or 990-EZ? <i>If "Yes," complete Schedule L, Part I</i>		
26 Did the organization report any amount on Part X, line 5 or 22, for receivables from or payables to any current or former officer, director, trustee, key employee, creator or founder, substantial contributor, or 35% controlled entity or family member of any of these persons? <i>If "Yes," complete Schedule L, Part II</i>		X
27 Did the organization provide a grant or other assistance to any current or former officer, director, trustee, key employee, creator or founder, substantial contributor or employee thereof, a grant selection committee member, or to a 35% controlled entity (including an employee thereof) or family member of any of these persons? <i>If "Yes," complete Schedule L, Part III</i>		X
28 Was the organization a party to a business transaction with one of the following parties (see the Schedule L, Part IV, instructions for applicable filing thresholds, conditions, and exceptions):		
a A current or former officer, director, trustee, key employee, creator or founder, or substantial contributor? <i>If "Yes," complete Schedule L, Part IV</i>		X
b A family member of any individual described in line 28a? <i>If "Yes," complete Schedule L, Part IV</i>		X
c A 35% controlled entity of one or more individuals and/or organizations described in line 28a or 28b? <i>If "Yes," complete Schedule L, Part IV</i>		X
29 Did the organization receive more than \$25,000 in non-cash contributions? <i>If "Yes," complete Schedule M</i>		X
30 Did the organization receive contributions of art, historical treasures, or other similar assets, or qualified conservation contributions? <i>If "Yes," complete Schedule M</i>		X
31 Did the organization liquidate, terminate, or dissolve and cease operations? <i>If "Yes," complete Schedule N, Part I</i>		X
32 Did the organization sell, exchange, dispose of, or transfer more than 25% of its net assets? <i>If "Yes," complete Schedule N, Part II</i>		X
33 Did the organization own 100% of an entity disregarded as separate from the organization under Regulations sections 301.7701-2 and 301.7701-3? <i>If "Yes," complete Schedule R, Part I</i>		X
34 Was the organization related to any tax-exempt or taxable entity? <i>If "Yes," complete Schedule R, Part II, III, or IV, and Part V, line 1</i>		X
35a Did the organization have a controlled entity within the meaning of section 512(b)(13)?		X
b If "Yes" to line 35a, did the organization receive any payment from or engage in any transaction with a controlled entity within the meaning of section 512(b)(13)? <i>If "Yes," complete Schedule R, Part V, line 2</i>		
36 Section 501(c)(3) organizations. Did the organization make any transfers to an exempt non-charitable related organization? <i>If "Yes," complete Schedule R, Part V, line 2</i>		
37 Did the organization conduct more than 5% of its activities through an entity that is not a related organization and that is treated as a partnership for federal income tax purposes? <i>If "Yes," complete Schedule R, Part VI</i>		X
38 Did the organization complete Schedule O and provide explanations on Schedule O for Part VI, lines 11b and 19?	X	

Note: All Form 990 filers are required to complete Schedule O

Part V Statements Regarding Other IRS Filings and Tax Compliance

Check if Schedule O contains a response or note to any line in this Part V

	Yes	No
1a Enter the number reported in box 3 of Form 1096. Enter -0- if not applicable		
b Enter the number of Forms W-2G included on line 1a. Enter -0- if not applicable		
c Did the organization comply with backup withholding rules for reportable payments to vendors and reportable gaming (gambling) winnings to prize winners?	X	

Part V Statements Regarding Other IRS Filings and Tax Compliance (continued)

Table with columns for question number, question text, and Yes/No columns. Includes questions 2a through 17 regarding employee reporting, tax returns, gross income, foreign accounts, prohibited transactions, and charitable contributions.

Part VI Governance, Management, and Disclosure. For each "Yes" response to lines 2 through 7b below, and for a "No" response to line 8a, 8b, or 10b below, describe the circumstances, processes, or changes on Schedule O. See instructions.

Check if Schedule O contains a response or note to any line in this Part VI

Section A. Governing Body and Management

		Yes	No
1a	Enter the number of voting members of the governing body at the end of the tax year If there are material differences in voting rights among members of the governing body, or if the governing body delegated broad authority to an executive committee or similar committee, explain on Schedule O.		
1b	Enter the number of voting members included on line 1a, above, who are independent		
2	Did any officer, director, trustee, or key employee have a family relationship or a business relationship with any other officer, director, trustee, or key employee?		X
3	Did the organization delegate control over management duties customarily performed by or under the direct supervision of officers, directors, trustees, or key employees to a management company or other person?	X	
4	Did the organization make any significant changes to its governing documents since the prior Form 990 was filed?		X
5	Did the organization become aware during the year of a significant diversion of the organization's assets?		X
6	Did the organization have members or stockholders?	X	
7a	Did the organization have members, stockholders, or other persons who had the power to elect or appoint one or more members of the governing body?	X	
7b	Are any governance decisions of the organization reserved to (or subject to approval by) members, stockholders, or persons other than the governing body?		X
8	Did the organization contemporaneously document the meetings held or written actions undertaken during the year by the following:		
8a	The governing body?	X	
8b	Each committee with authority to act on behalf of the governing body?	X	
9	Is there any officer, director, trustee, or key employee listed in Part VII, Section A, who cannot be reached at the organization's mailing address? If "Yes," provide the names and addresses on Schedule O		X

Section B. Policies (This Section B requests information about policies not required by the Internal Revenue Code.)

		Yes	No
10a	Did the organization have local chapters, branches, or affiliates?		X
10b	If "Yes," did the organization have written policies and procedures governing the activities of such chapters, affiliates, and branches to ensure their operations are consistent with the organization's exempt purposes?		
11a	Has the organization provided a complete copy of this Form 990 to all members of its governing body before filing the form?	X	
11b	Describe on Schedule O the process, if any, used by the organization to review this Form 990.		
12a	Did the organization have a written conflict of interest policy? If "No," go to line 13	X	
12b	Were officers, directors, or trustees, and key employees required to disclose annually interests that could give rise to conflicts?		X
12c	Did the organization regularly and consistently monitor and enforce compliance with the policy? If "Yes," describe on Schedule O how this was done		X
13	Did the organization have a written whistleblower policy?	X	
14	Did the organization have a written document retention and destruction policy?	X	
15	Did the process for determining compensation of the following persons include a review and approval by independent persons, comparability data, and contemporaneous substantiation of the deliberation and decision?		
15a	The organization's CEO, Executive Director, or top management official		X
15b	Other officers or key employees of the organization		X
	If "Yes" to line 15a or 15b, describe the process on Schedule O. See instructions.		
16a	Did the organization invest in, contribute assets to, or participate in a joint venture or similar arrangement with a taxable entity during the year?		X
16b	If "Yes," did the organization follow a written policy or procedure requiring the organization to evaluate its participation in joint venture arrangements under applicable federal tax law, and take steps to safeguard the organization's exempt status with respect to such arrangements?		

Section C. Disclosure

- 17** List the states with which a copy of this Form 990 is required to be filed CA, MT, IL
- 18** Section 6104 requires an organization to make its Forms 1023 (1024 or 1024-A, if applicable), 990, and 990-T (section 501(c)(3)s only) available for public inspection. Indicate how you made these available. Check all that apply.
 Own website Another's website Upon request Other (explain on Schedule O)
- 19** Describe on Schedule O whether (and if so, how) the organization made its governing documents, conflict of interest policy, and financial statements available to the public during the tax year.
- 20** State the name, address, and telephone number of the person who possesses the organization's books and records
DANIELLE MYERS - 267-513-1726
500 OFFICE CENTER DRIVE, STE 400, FORT WASHINGTON, PA 19034

Part VII Compensation of Officers, Directors, Trustees, Key Employees, Highest Compensated Employees, and Independent Contractors

Check if Schedule O contains a response or note to any line in this Part VII

Section A. Officers, Directors, Trustees, Key Employees, and Highest Compensated Employees

1a Complete this table for all persons required to be listed. Report compensation for the calendar year ending with or within the organization's tax year.

- List all of the organization's current officers, directors, trustees... List all of the organization's current key employees... List the organization's five current highest compensated employees... List all of the organization's former officers, key employees, and highest compensated employees... List all of the organization's former directors or trustees...

X Check this box if neither the organization nor any related organization compensated any current officer, director, or trustee.

Table with 6 main columns: (A) Name and title, (B) Average hours per week, (C) Position (Individual trustee or director, Institutional trustee, Officer, Key employee, Highest compensated employee, Former), (D) Reportable compensation from the organization, (E) Reportable compensation from related organizations, (F) Estimated amount of other compensation. Includes entries for ARNIE MEYER (CHAIR), CHUCK KETTERER (VICE CHAIR), BOB JOHNSON (TREASURER), and DANIELLE MYERS (SECRETARY).

Part VIII Statement of Revenue

Check if Schedule O contains a response or note to any line in this Part VIII

			(A)	(B)	(C)	(D)	
			Total revenue	Related or exempt function revenue	Unrelated business revenue	Revenue excluded from tax under sections 512 - 514	
Contributions, Gifts, Grants and Other Similar Amounts	1 a	Federated campaigns	1a				
	b	Membership dues	1b				
	c	Fundraising events	1c				
	d	Related organizations	1d				
	e	Government grants (contributions)	1e				
	f	All other contributions, gifts, grants, and similar amounts not included above ...	1f				
	g	Noncash contributions included in lines 1a-1f	1g	\$			
	h	Total. Add lines 1a-1f					
Program Service Revenue	2 a	MEMBERS ADDITIONAL ASS	Business Code				
			900099	2,400,000.	2,400,000.		
	b	MEMBERSHIP DUES	900099	2,289,010.	2,289,010.		
	c	GOVERNMENT AFFAIRS	900099	227,000.	227,000.		
	d						
	e						
	f	All other program service revenue					
g	Total. Add lines 2a-2f		4,916,010.				
Other Revenue	3	Investment income (including dividends, interest, and other similar amounts)		426.		426.	
	4	Income from investment of tax-exempt bond proceeds					
	5	Royalties					
	6 a	Gross rents	6a	(i) Real			
				(ii) Personal			
	b	Less: rental expenses ...	6b				
	c	Rental income or (loss)	6c				
	d	Net rental income or (loss)					
	7 a	Gross amount from sales of assets other than inventory	7a	(i) Securities			
				(ii) Other			
	b	Less: cost or other basis and sales expenses	7b				
	c	Gain or (loss)	7c				
d	Net gain or (loss)						
8 a	Gross income from fundraising events (not including \$ _____ of contributions reported on line 1c). See Part IV, line 18	8a					
b	Less: direct expenses	8b					
c	Net income or (loss) from fundraising events						
9 a	Gross income from gaming activities. See Part IV, line 19	9a					
b	Less: direct expenses	9b					
c	Net income or (loss) from gaming activities						
10 a	Gross sales of inventory, less returns and allowances	10a					
b	Less: cost of goods sold	10b					
c	Net income or (loss) from sales of inventory						
Miscellaneous Revenue	11 a		Business Code				
	b						
	c						
	d	All other revenue					
	e	Total. Add lines 11a-11d					
12	Total revenue. See instructions		4,916,436.	4,916,010.	0.	426.	

Part IX Statement of Functional Expenses

Section 501(c)(3) and 501(c)(4) organizations must complete all columns. All other organizations must complete column (A).

Check if Schedule O contains a response or note to any line in this Part IX

Do not include amounts reported on lines 6b, 7b, 8b, 9b, and 10b of Part VIII.	(A) Total expenses	(B) Program service expenses	(C) Management and general expenses	(D) Fundraising expenses
1 Grants and other assistance to domestic organizations and domestic governments. See Part IV, line 21 ...				
2 Grants and other assistance to domestic individuals. See Part IV, line 22				
3 Grants and other assistance to foreign organizations, foreign governments, and foreign individuals. See Part IV, lines 15 and 16				
4 Benefits paid to or for members				
5 Compensation of current officers, directors, trustees, and key employees				
6 Compensation not included above to disqualified persons (as defined under section 4958(f)(1)) and persons described in section 4958(c)(3)(B)				
7 Other salaries and wages				
8 Pension plan accruals and contributions (include section 401(k) and 403(b) employer contributions)				
9 Other employee benefits				
10 Payroll taxes				
11 Fees for services (nonemployees):				
a Management	410,063.			
b Legal	23,007.			
c Accounting	18,946.			
d Lobbying				
e Professional fundraising services. See Part IV, line 17				
f Investment management fees				
g Other. (If line 11g amount exceeds 10% of line 25, column (A), amount, list line 11g expenses on Sch O.)	320,987.			
12 Advertising and promotion	263,207.			
13 Office expenses	21,000.			
14 Information technology	37,825.			
15 Royalties				
16 Occupancy	2,108.			
17 Travel	6,813.			
18 Payments of travel or entertainment expenses for any federal, state, or local public officials ...				
19 Conferences, conventions, and meetings				
20 Interest				
21 Payments to affiliates				
22 Depreciation, depletion, and amortization	40,325.			
23 Insurance	32,771.			
24 Other expenses. Itemize expenses not covered above. (List miscellaneous expenses on line 24e. If line 24e amount exceeds 10% of line 25, column (A), amount, list line 24e expenses on Schedule O.)				
a CA MERCURY THERMOSTAT C	2,400,000.			
b RECYCLING SERVICES	376,737.			
c BAD DEBT	66,000.			
d SPONSORSHIPS AND MEMBER	23,079.			
e All other expenses	15,768.			
25 Total functional expenses. Add lines 1 through 24e	4,058,636.			
26 Joint costs. Complete this line only if the organization reported in column (B) joint costs from a combined educational campaign and fundraising solicitation. Check here <input type="checkbox"/> if following SOP 98-2 (ASC 958-720)				

Part X Balance Sheet

Check if Schedule O contains a response or note to any line in this Part X

		(A) Beginning of year		(B) End of year
Assets	1 Cash - non-interest-bearing	1,290,689.	1	3,371,937.
	2 Savings and temporary cash investments	250,696.	2	251,061.
	3 Pledges and grants receivable, net		3	
	4 Accounts receivable, net	609,477.	4	34,020.
	5 Loans and other receivables from any current or former officer, director, trustee, key employee, creator or founder, substantial contributor, or 35% controlled entity or family member of any of these persons		5	
	6 Loans and other receivables from other disqualified persons (as defined under section 4958(f)(1)), and persons described in section 4958(c)(3)(B)		6	
	7 Notes and loans receivable, net		7	
	8 Inventories for sale or use		8	
	9 Prepaid expenses and deferred charges	30,298.	9	22,164.
	10a Land, buildings, and equipment: cost or other basis. Complete Part VI of Schedule D	10a 0.		
	b Less: accumulated depreciation	10b 0.	10c 0.	0.
	11 Investments - publicly traded securities		11	
	12 Investments - other securities. See Part IV, line 11		12	
	13 Investments - program-related. See Part IV, line 11		13	
	14 Intangible assets	82,735.	14	42,410.
	15 Other assets. See Part IV, line 11	2,000.	15	414,281.
16 Total assets. Add lines 1 through 15 (must equal line 33)	2,265,895.	16	4,135,873.	
Liabilities	17 Accounts payable and accrued expenses	334,229.	17	91,070.
	18 Grants payable		18	
	19 Deferred revenue	0.	19	1,255,337.
	20 Tax-exempt bond liabilities		20	
	21 Escrow or custodial account liability. Complete Part IV of Schedule D		21	
	22 Loans and other payables to any current or former officer, director, trustee, key employee, creator or founder, substantial contributor, or 35% controlled entity or family member of any of these persons		22	
	23 Secured mortgages and notes payable to unrelated third parties		23	
	24 Unsecured notes and loans payable to unrelated third parties		24	
	25 Other liabilities (including federal income tax, payables to related third parties, and other liabilities not included on lines 17-24). Complete Part X of Schedule D		25	
	26 Total liabilities. Add lines 17 through 25	334,229.	26	1,346,407.
Net Assets or Fund Balances	Organizations that follow FASB ASC 958, check here <input checked="" type="checkbox"/> and complete lines 27, 28, 32, and 33.			
	27 Net assets without donor restrictions	1,811,666.	27	2,389,466.
	28 Net assets with donor restrictions	120,000.	28	400,000.
	Organizations that do not follow FASB ASC 958, check here <input type="checkbox"/> and complete lines 29 through 33.			
	29 Capital stock or trust principal, or current funds		29	
	30 Paid-in or capital surplus, or land, building, or equipment fund		30	
	31 Retained earnings, endowment, accumulated income, or other funds		31	
	32 Total net assets or fund balances	1,931,666.	32	2,789,466.
	33 Total liabilities and net assets/fund balances	2,265,895.	33	4,135,873.

Part XI Reconciliation of Net Assets

Check if Schedule O contains a response or note to any line in this Part XI

1	Total revenue (must equal Part VIII, column (A), line 12)	1	4,916,436.
2	Total expenses (must equal Part IX, column (A), line 25)	2	4,058,636.
3	Revenue less expenses. Subtract line 2 from line 1	3	857,800.
4	Net assets or fund balances at beginning of year (must equal Part X, line 32, column (A))	4	1,931,666.
5	Net unrealized gains (losses) on investments	5	
6	Donated services and use of facilities	6	
7	Investment expenses	7	
8	Prior period adjustments	8	
9	Other changes in net assets or fund balances (explain on Schedule O)	9	0.
10	Net assets or fund balances at end of year. Combine lines 3 through 9 (must equal Part X, line 32, column (B))	10	2,789,466.

Part XII Financial Statements and Reporting

Check if Schedule O contains a response or note to any line in this Part XII

- 1 Accounting method used to prepare the Form 990: Cash Accrual Other _____
If the organization changed its method of accounting from a prior year or checked "Other," explain on Schedule O.
- 2a Were the organization's financial statements compiled or reviewed by an independent accountant?
If "Yes," check a box below to indicate whether the financial statements for the year were compiled or reviewed on a separate basis, consolidated basis, or both:
 Separate basis Consolidated basis Both consolidated and separate basis
- b Were the organization's financial statements audited by an independent accountant?
If "Yes," check a box below to indicate whether the financial statements for the year were audited on a separate basis, consolidated basis, or both:
 Separate basis Consolidated basis Both consolidated and separate basis
- c If "Yes" to line 2a or 2b, does the organization have a committee that assumes responsibility for oversight of the audit, review, or compilation of its financial statements and selection of an independent accountant?
If the organization changed either its oversight process or selection process during the tax year, explain on Schedule O.
- 3a As a result of a federal award, was the organization required to undergo an audit or audits as set forth in the Uniform Guidance, 2 C.F.R. Part 200, Subpart F?
- b If "Yes," did the organization undergo the required audit or audits? If the organization did not undergo the required audit or audits, explain why on Schedule O and describe any steps taken to undergo such audits

	Yes	No
2a		X
2b	X	
2c	X	
3a		X
3b		

Form 990 (2022)

SCHEDULE C
(Form 990)

Political Campaign and Lobbying Activities

OMB No. 1545-0047

2022

Open to Public Inspection

Department of the Treasury
Internal Revenue Service

For Organizations Exempt From Income Tax Under section 501(c) and section 527
Complete if the organization is described below. Attach to Form 990 or Form 990-EZ.
Go to www.irs.gov/Form990 for instructions and the latest information.

If the organization answered "Yes," on Form 990, Part IV, line 3, or Form 990-EZ, Part V, line 46 (Political Campaign Activities), then

- Section 501(c)(3) organizations: Complete Parts I-A and B. Do not complete Part I-C.
- Section 501(c) (other than section 501(c)(3)) organizations: Complete Parts I-A and C below. Do not complete Part I-B.
- Section 527 organizations: Complete Part I-A only.

If the organization answered "Yes," on Form 990, Part IV, line 4, or Form 990-EZ, Part VI, line 47 (Lobbying Activities), then

- Section 501(c)(3) organizations that have filed Form 5768 (election under section 501(h)): Complete Part II-A. Do not complete Part II-B.
- Section 501(c)(3) organizations that have NOT filed Form 5768 (election under section 501(h)): Complete Part II-B. Do not complete Part II-A.

If the organization answered "Yes," on Form 990, Part IV, line 5 (Proxy Tax) (See separate instructions) or Form 990-EZ, Part V, line 35c (Proxy Tax) (See separate instructions), then

- Section 501(c)(4), (5), or (6) organizations: Complete Part III.

Name of organization THERMOSTAT RECYCLING CORPORATION	Employer identification number 54-1830284
---	---

Part I-A Complete if the organization is exempt under section 501(c) or is a section 527 organization.

- 1 Provide a description of the organization's direct and indirect political campaign activities in Part IV.
- 2 Political campaign activity expenditures \$ _____
- 3 Volunteer hours for political campaign activities

Part I-B Complete if the organization is exempt under section 501(c)(3).

- 1 Enter the amount of any excise tax incurred by the organization under section 4955 \$ _____
- 2 Enter the amount of any excise tax incurred by organization managers under section 4955 \$ _____
- 3 If the organization incurred a section 4955 tax, did it file Form 4720 for this year? Yes No
- 4a Was a correction made? Yes No
- b If "Yes," describe in Part IV.

Part I-C Complete if the organization is exempt under section 501(c), except section 501(c)(3).

- 1 Enter the amount directly expended by the filing organization for section 527 exempt function activities \$ _____
- 2 Enter the amount of the filing organization's funds contributed to other organizations for section 527 exempt function activities \$ _____
- 3 Total exempt function expenditures. Add lines 1 and 2. Enter here and on Form 1120-POL, line 17b \$ _____
- 4 Did the filing organization file Form 1120-POL for this year? Yes No
- 5 Enter the names, addresses and employer identification number (EIN) of all section 527 political organizations to which the filing organization made payments. For each organization listed, enter the amount paid from the filing organization's funds. Also enter the amount of political contributions received that were promptly and directly delivered to a separate political organization, such as a separate segregated fund or a political action committee (PAC). If additional space is needed, provide information in Part IV.

(a) Name	(b) Address	(c) EIN	(d) Amount paid from filing organization's funds. If none, enter -0-.	(e) Amount of political contributions received and promptly and directly delivered to a separate political organization. If none, enter -0-.

For Paperwork Reduction Act Notice, see the Instructions for Form 990 or 990-EZ. Schedule C (Form 990) 2022

Part II-A Complete if the organization is exempt under section 501(c)(3) and filed Form 5768 (election under section 501(h)).

- A Check if the filing organization belongs to an affiliated group (and list in Part IV each affiliated group member's name, address, EIN, expenses, and share of excess lobbying expenditures).
- B Check if the filing organization checked box A and "limited control" provisions apply.

Limits on Lobbying Expenditures (The term "expenditures" means amounts paid or incurred.)	(a) Filing organization's totals	(b) Affiliated group totals												
1a Total lobbying expenditures to influence public opinion (grassroots lobbying)														
b Total lobbying expenditures to influence a legislative body (direct lobbying)														
c Total lobbying expenditures (add lines 1a and 1b)														
d Other exempt purpose expenditures														
e Total exempt purpose expenditures (add lines 1c and 1d)														
f Lobbying nontaxable amount. Enter the amount from the following table in both columns.														
<table border="1" style="width: 100%; border-collapse: collapse;"> <thead> <tr> <th style="width: 50%;">If the amount on line 1e, column (a) or (b) is:</th> <th style="width: 50%;">The lobbying nontaxable amount is:</th> </tr> </thead> <tbody> <tr> <td>Not over \$500,000</td> <td>20% of the amount on line 1e.</td> </tr> <tr> <td>Over \$500,000 but not over \$1,000,000</td> <td>\$100,000 plus 15% of the excess over \$500,000.</td> </tr> <tr> <td>Over \$1,000,000 but not over \$1,500,000</td> <td>\$175,000 plus 10% of the excess over \$1,000,000.</td> </tr> <tr> <td>Over \$1,500,000 but not over \$17,000,000</td> <td>\$225,000 plus 5% of the excess over \$1,500,000.</td> </tr> <tr> <td>Over \$17,000,000</td> <td>\$1,000,000.</td> </tr> </tbody> </table>	If the amount on line 1e, column (a) or (b) is:	The lobbying nontaxable amount is:	Not over \$500,000	20% of the amount on line 1e.	Over \$500,000 but not over \$1,000,000	\$100,000 plus 15% of the excess over \$500,000.	Over \$1,000,000 but not over \$1,500,000	\$175,000 plus 10% of the excess over \$1,000,000.	Over \$1,500,000 but not over \$17,000,000	\$225,000 plus 5% of the excess over \$1,500,000.	Over \$17,000,000	\$1,000,000.		
If the amount on line 1e, column (a) or (b) is:	The lobbying nontaxable amount is:													
Not over \$500,000	20% of the amount on line 1e.													
Over \$500,000 but not over \$1,000,000	\$100,000 plus 15% of the excess over \$500,000.													
Over \$1,000,000 but not over \$1,500,000	\$175,000 plus 10% of the excess over \$1,000,000.													
Over \$1,500,000 but not over \$17,000,000	\$225,000 plus 5% of the excess over \$1,500,000.													
Over \$17,000,000	\$1,000,000.													
g Grassroots nontaxable amount (enter 25% of line 1f)														
h Subtract line 1g from line 1a. If zero or less, enter -0-														
i Subtract line 1f from line 1c. If zero or less, enter -0-														
j If there is an amount other than zero on either line 1h or line 1i, did the organization file Form 4720 reporting section 4911 tax for this year?	<input type="checkbox"/> Yes	<input type="checkbox"/> No												

4-Year Averaging Period Under Section 501(h)
 (Some organizations that made a section 501(h) election do not have to complete all of the five columns below.
 See the separate instructions for lines 2a through 2f.)

Lobbying Expenditures During 4-Year Averaging Period					
Calendar year (or fiscal year beginning in)	(a) 2019	(b) 2020	(c) 2021	(d) 2022	(e) Total
2a Lobbying nontaxable amount					
b Lobbying ceiling amount (150% of line 2a, column(e))					
c Total lobbying expenditures					
d Grassroots nontaxable amount					
e Grassroots ceiling amount (150% of line 2d, column (e))					
f Grassroots lobbying expenditures					

Part II-B Complete if the organization is exempt under section 501(c)(3) and has NOT filed Form 5768 (election under section 501(h)).

Table with 3 main columns: (a) Yes, (a) No, (b) Amount. Rows include: 1 During the year, did the filing organization attempt to influence foreign, national, state, or local legislation... 2a Did the activities in line 1 cause the organization to be not described in section 501(c)(3)?

Part III-A Complete if the organization is exempt under section 501(c)(4), section 501(c)(5), or section 501(c)(6).

Table with 3 columns: Question, Yes, No. Rows include: 1 Were substantially all (90% or more) dues received nondeductible by members? 2 Did the organization make only in-house lobbying expenditures of \$2,000 or less? 3 Did the organization agree to carry over lobbying and political campaign activity expenditures from the prior year?

Part III-B Complete if the organization is exempt under section 501(c)(4), section 501(c)(5), or section 501(c)(6) and if either (a) BOTH Part III-A, lines 1 and 2, are answered "No" OR (b) Part III-A, line 3, is answered "Yes."

Table with 2 main columns: Question, Amount. Rows include: 1 Dues, assessments and similar amounts from members 2 Section 162(e) nondeductible lobbying and political expenditures (do not include amounts of political expenses for which the section 527(f) tax was paid). 3 Aggregate amount reported in section 6033(e)(1)(A) notices of nondeductible section 162(e) dues 4 If notices were sent and the amount on line 2c exceeds the amount on line 3, what portion of the excess does the organization agree to carryover to the reasonable estimate of nondeductible lobbying and political expenditures next year? 5 Taxable amount of lobbying and political expenditures. See instructions

Part IV Supplemental Information

Provide the descriptions required for Part I-A, line 1; Part I-B, line 4; Part I-C, line 5; Part II-A (affiliated group list); Part II-A, lines 1 and 2 (See instructions); and Part II-B, line 1. Also, complete this part for any additional information.

Blank lines for providing supplemental information as required by the instructions.

SCHEDULE D (Form 990)

Department of the Treasury Internal Revenue Service

Supplemental Financial Statements

Complete if the organization answered "Yes" on Form 990, Part IV, line 6, 7, 8, 9, 10, 11a, 11b, 11c, 11d, 11e, 11f, 12a, or 12b. Attach to Form 990.

Go to www.irs.gov/Form990 for instructions and the latest information.

OMB No. 1545-0047

2022

Open to Public Inspection

Name of the organization THERMOSTAT RECYCLING CORPORATION Employer identification number 54-1830284

Part I Organizations Maintaining Donor Advised Funds or Other Similar Funds or Accounts. Complete if the organization answered "Yes" on Form 990, Part IV, line 6.

Table with 3 columns: Question, (a) Donor advised funds, (b) Funds and other accounts. Rows include total number at end of year, aggregate value of contributions, grants, and end of year, and two yes/no questions about donor property and grant fund usage.

Part II Conservation Easements. Complete if the organization answered "Yes" on Form 990, Part IV, line 7.

Table with 3 columns: Question, (a) Donor advised funds, (b) Funds and other accounts. Rows include purpose(s) of conservation easements, a table for lines 2a-2d (Total number, acreage, certified historic structures, acquired after 2006), and questions about monitoring, expenses, and reporting.

Part III Organizations Maintaining Collections of Art, Historical Treasures, or Other Similar Assets. Complete if the organization answered "Yes" on Form 990, Part IV, line 8.

Table with 3 columns: Question, (a) Donor advised funds, (b) Funds and other accounts. Rows include questions about reporting art and historical treasures, and a table for revenue and assets included.

LHA For Paperwork Reduction Act Notice, see the Instructions for Form 990. Schedule D (Form 990) 2022

Part III Organizations Maintaining Collections of Art, Historical Treasures, or Other Similar Assets (continued)

- 3 Using the organization's acquisition, accession, and other records, check any of the following that make significant use of its collection items (check all that apply):
- a Public exhibition
 - b Scholarly research
 - c Preservation for future generations
 - d Loan or exchange program
 - e Other _____
- 4 Provide a description of the organization's collections and explain how they further the organization's exempt purpose in Part XIII.
- 5 During the year, did the organization solicit or receive donations of art, historical treasures, or other similar assets to be sold to raise funds rather than to be maintained as part of the organization's collection? Yes No

Part IV Escrow and Custodial Arrangements. Complete if the organization answered "Yes" on Form 990, Part IV, line 9, or reported an amount on Form 990, Part X, line 21.

- 1a Is the organization an agent, trustee, custodian or other intermediary for contributions or other assets not included on Form 990, Part X? Yes No
- b If "Yes," explain the arrangement in Part XIII and complete the following table:
- | | Amount |
|---------------------------------|--------|
| c Beginning balance | 1c |
| d Additions during the year | 1d |
| e Distributions during the year | 1e |
| f Ending balance | 1f |
- 2a Did the organization include an amount on Form 990, Part X, line 21, for escrow or custodial account liability? Yes No
- b If "Yes," explain the arrangement in Part XIII. Check here if the explanation has been provided on Part XIII

Part V Endowment Funds. Complete if the organization answered "Yes" on Form 990, Part IV, line 10.

	(a) Current year	(b) Prior year	(c) Two years back	(d) Three years back	(e) Four years back
1a Beginning of year balance					
b Contributions					
c Net investment earnings, gains, and losses					
d Grants or scholarships					
e Other expenditures for facilities and programs					
f Administrative expenses					
g End of year balance					

- 2 Provide the estimated percentage of the current year end balance (line 1g, column (a)) held as:
- a Board designated or quasi-endowment _____%
 - b Permanent endowment _____%
 - c Term endowment _____%
- The percentages on lines 2a, 2b, and 2c should equal 100%.
- 3a Are there endowment funds not in the possession of the organization that are held and administered for the organization by:
- | | Yes | No |
|--|--------|----|
| (i) Unrelated organizations | 3a(i) | |
| (ii) Related organizations | 3a(ii) | |
| b If "Yes" on line 3a(ii), are the related organizations listed as required on Schedule R? _____ | 3b | |
- 4 Describe in Part XIII the intended uses of the organization's endowment funds.

Part VI Land, Buildings, and Equipment.

Complete if the organization answered "Yes" on Form 990, Part IV, line 11a. See Form 990, Part X, line 10.

Description of property	(a) Cost or other basis (investment)	(b) Cost or other basis (other)	(c) Accumulated depreciation	(d) Book value
1a Land				
b Buildings				0.
c Leasehold improvements				0.
d Equipment				0.
e Other			10,067.	0.
Total. Add lines 1a through 1e. (Column (d) must equal Form 990, Part X, column (B), line 10c.)				0.

Part VII Investments - Other Securities.

Complete if the organization answered "Yes" on Form 990, Part IV, line 11b. See Form 990, Part X, line 12.

(a) Description of security or category (including name of security)	(b) Book value	(c) Method of valuation: Cost or end-of-year market value
(1) Financial derivatives		
(2) Closely held equity interests		
(3) Other		
(A)		
(B)		
(C)		
(D)		
(E)		
(F)		
(G)		
(H)		
Total. (Col. (b) must equal Form 990, Part X, col. (B) line 12.)		

Part VIII Investments - Program Related.

Complete if the organization answered "Yes" on Form 990, Part IV, line 11c. See Form 990, Part X, line 13.

(a) Description of investment	(b) Book value	(c) Method of valuation: Cost or end-of-year market value
(1)		
(2)		
(3)		
(4)		
(5)		
(6)		
(7)		
(8)		
(9)		
Total. (Col. (b) must equal Form 990, Part X, col. (B) line 13.)		

Part IX Other Assets.

Complete if the organization answered "Yes" on Form 990, Part IV, line 11d. See Form 990, Part X, line 15.

(a) Description	(b) Book value
(1) RESERVE FUND DEPOSIT	2,000.
(2) DUE FROM MEMBERS FOR THE CALORNIA MERCURY THERMOSTAT	
(3) COLLECTION ACT OF 2021	412,281.
(4)	
(5)	
(6)	
(7)	
(8)	
(9)	
Total. (Column (b) must equal Form 990, Part X, col. (B) line 15.)	414,281.

Part X Other Liabilities.

Complete if the organization answered "Yes" on Form 990, Part IV, line 11e or 11f. See Form 990, Part X, line 25.

1. (a) Description of liability	(b) Book value
(1) Federal income taxes	
(2)	
(3)	
(4)	
(5)	
(6)	
(7)	
(8)	
(9)	
Total. (Column (b) must equal Form 990, Part X, col. (B) line 25.)	

2. Liability for uncertain tax positions. In Part XIII, provide the text of the footnote to the organization's financial statements that reports the organization's liability for uncertain tax positions under FASB ASC 740. Check here if the text of the footnote has been provided in Part XIII ...

Part XI Reconciliation of Revenue per Audited Financial Statements With Revenue per Return.

Complete if the organization answered "Yes" on Form 990, Part IV, line 12a.

1	Total revenue, gains, and other support per audited financial statements	1	4,916,436.
2	Amounts included on line 1 but not on Form 990, Part VIII, line 12:		
a	Net unrealized gains (losses) on investments	2a	
b	Donated services and use of facilities	2b	
c	Recoveries of prior year grants	2c	
d	Other (Describe in Part XIII.)	2d	
e	Add lines 2a through 2d	2e	0.
3	Subtract line 2e from line 1	3	4,916,436.
4	Amounts included on Form 990, Part VIII, line 12, but not on line 1:		
a	Investment expenses not included on Form 990, Part VIII, line 7b	4a	
b	Other (Describe in Part XIII.)	4b	
c	Add lines 4a and 4b	4c	0.
5	Total revenue. Add lines 3 and 4c . (This must equal Form 990, Part I, line 12.)	5	4,916,436.

Part XII Reconciliation of Expenses per Audited Financial Statements With Expenses per Return.

Complete if the organization answered "Yes" on Form 990, Part IV, line 12a.

1	Total expenses and losses per audited financial statements	1	4,058,636.
2	Amounts included on line 1 but not on Form 990, Part IX, line 25:		
a	Donated services and use of facilities	2a	
b	Prior year adjustments	2b	
c	Other losses	2c	
d	Other (Describe in Part XIII.)	2d	
e	Add lines 2a through 2d	2e	0.
3	Subtract line 2e from line 1	3	4,058,636.
4	Amounts included on Form 990, Part IX, line 25, but not on line 1:		
a	Investment expenses not included on Form 990, Part VIII, line 7b	4a	
b	Other (Describe in Part XIII.)	4b	
c	Add lines 4a and 4b	4c	0.
5	Total expenses. Add lines 3 and 4c . (This must equal Form 990, Part I, line 18.)	5	4,058,636.

Part XIII Supplemental Information.

Provide the descriptions required for Part II, lines 3, 5, and 9; Part III, lines 1a and 4; Part IV, lines 1b and 2b; Part V, line 4; Part X, line 2; Part XI, lines 2d and 4b; and Part XII, lines 2d and 4b. Also complete this part to provide any additional information.

PART X, LINE 2:

TRC IS EXEMPT FROM INCOME TAXES ON ITS EXEMPT ACTIVITIES UNDER SECTION 501 (C) (6) OF THE INTERNAL REVENUE CODE. TRC FOLLOWS ACCOUNTING STANDARDS FOR DEALING WITH UNCERTAINTY IN ACCOUNTING FOR INCOME TAX PROVISIONS. TRC HAS DETERMINED THAT IT DOES NOT HAVE ANY MATERIAL UNRECOGNIZED TAX BENEFITS OR OBLIGATIONS AS OF DECEMBER 31, 2022. YEARS ENDING ON OR AFTER DECEMBER 31, 2019 REMAIN SUBJECT TO EXAMINATION BY FEDERAL AND STATE TAX AUTHORITIES.

**SCHEDULE O
(Form 990)**

Department of the Treasury
Internal Revenue Service

Supplemental Information to Form 990 or 990-EZ

Complete to provide information for responses to specific questions on
Form 990 or 990-EZ or to provide any additional information.
Attach to Form 990 or Form 990-EZ.
Go to www.irs.gov/Form990 for the latest information.

OMB No. 1545-0047

2022

Open to Public
Inspection

Name of the organization

THERMOSTAT RECYCLING CORPORATION

Employer identification number

54-1830284

FORM 990, PART VI, SECTION A, LINE 3:

THE ASSOCIATION APPOINTED KELLEN MANAGEMENT AS ITS AGENT TO CONDUCT THE
MANAGEMENT OF THE ASSOCIATION IN ALL ASPECTS TO INCLUDE GENERAL ACTIVITIES,
BOARD AND COMMITTEE SUPPORT, FINANCIAL MANAGEMENT, TECHNOLOGY AND WEBSITE
MANAGEMENT, MARKETING AND COMMUNICATIONS, PROGRAM MANAGEMENT, AND
REGULATORY COMPLIANCE.

FORM 990, PART VI, SECTION A, LINE 6:

INITIAL MEMBERS OF THIS CORPORATION SHALL BE WHITE-RODGERS CORPORATION AND
HONEYWELL INC. EACH SUCH CORPORATION SHALL BE DEEMED AN ORIGINAL MEMBER OF
THE CORPORATION, AND ALL CORPORATIONS MAY BE REFERRED TO COLLECTIVELY IN
THE BY-LAWS AS THE ORIGINAL MEMBERS.

FROM TIME TO TIME, THE BOARD OF DIRECTORS MAY INVITE OTHER THERMOSTAT
MANUFACTURERS TO PARTICIPATE AS MEMBERS IN THE CORPORATION. SUCH A
CORPORATION SHALL BECOME A MEMBER ONLY UPON PAYMENT OF FEES AS PROVIDED
UNDER ARTICLE VII OF THE BY-LAWS.

FORM 990, PART VI, SECTION A, LINE 7A:

THERE SHALL BE A NOMINATING COMMITTEE OF THE BOARD OF DIRECTORS, WHICH
SHALL CONSIST OF THREE DIRECTORS, ALL OF WHOM ARE EMPLOYED BY ORIGINAL
MEMBERS. ONE MONTH PRIOR TO THE ANNUAL MEETING OF THE CORPORATION, THE
NOMINATING COMMITTEE SHALL APPROVE A SLATE OF NOMINEES MEETING THE
QUALIFICATIONS SET FORTH IN SECTION 2 TO BE SUBMITTED TO THE MEMBERS FOR
ELECTION AT THE ANNUAL MEETING.

Name of the organization THERMOSTAT RECYCLING CORPORATION	Employer identification number 54-1830284
--	--

FORM 990, PART VI, SECTION B, LINE 11B:

A COPY OF FORM 990 IS PROVIDED TO ALL GOVERNING MEMBERS BEFORE IT IS FILED.
 A REASONABLE AMOUNT OF TIME IS ALLOWED FOR THE GOVERNING MEMBERS TO REVIEW
 THE FORM 990 AND PROVIDE COMMENTS.

FORM 990, PART VI, SECTION C, LINE 19:

TRC MAKES ITS GOVERNING DOCUMENTS, CONFLICT OF INTEREST POLICY, AND
 FINANCIAL STATEMENTS AVAILABLE TO THE PUBLIC UPON REQUEST (VIA E-MAIL OR
 MAIL).

FORM 990, PART XII, LINE 2C

THE PROCESS HAS NOT CHANGED FROM THE PRIOR YEAR. THE BOARD OF
 DIRECTORS ASSUME OVERSIGHT RESPONSIBILITY FOR THE AUDIT.

2022 DEPRECIATION AND AMORTIZATION REPORT

FORM 990 PAGE 10

990

Asset No.	Description	Date Acquired	Method	Life	Conv	Line No.	Unadjusted Cost Or Basis	Bus % Excl	Section 179 Expense	* Reduction In Basis	Basis For Depreciation	Beginning Accumulated Depreciation	Current Sec 179 Expense	Current Year Deduction	Ending Accumulated Depreciation
1	LAPTOP	07/15/12	SL	5.00		16	1,447.				1,447.	1,447.		0.	1,447.
3	2 DELL COMPUTERS	11/21/12	SL	5.00		16	3,007.				3,007.	3,007.		0.	3,007.
4	DELL OPTIPLEX 7010 SFF	01/05/14	SL	5.00		16	1,231.				1,231.	1,231.		0.	1,231.
5	DELL COMPUTER WITH MICROPHONE	01/31/14	SL	5.00		16	1,933.				1,933.	1,933.		0.	1,933.
6	DELL LAPTOP	05/01/14	SL	5.00		16	1,221.				1,221.	1,221.		0.	1,221.
7	DELL OPTIPLEX 7010 W/22" MONITOR	10/01/14	SL	5.00		16	1,228.				1,228.	1,228.		0.	1,228.
8	SALESFORCE SOFTWARE LICENSES	12/16/16		60M		HY43	3,012.				3,012.	3,012.		0.	3,012.
9	NEW DATABASE	01/31/17		60M		HY43	81,300.				81,300.	81,300.		0.	81,300.
10	FIRST PIER	01/01/19		60M		HY43	159,960.				159,960.	95,976.		31,992.	127,968.
11	WEBSITE	04/01/21		36M		HY43	25,000.				25,000.	6,250.		8,333.	14,583.
	* TOTAL 990 PAGE 10 DEPR & AMORT						279,339.				279,339.	196,605.		40,325.	236,930.

Department of the Treasury
Internal Revenue Service

Go to www.irs.gov/Form4562 for instructions and the latest information.

Attach to your tax return.

Name(s) shown on return

Business or activity to which this form relates

Identifying number

THERMOSTAT RECYCLING CORPORATION

FORM 990 PAGE 10

54-1830284

Part I Election To Expense Certain Property Under Section 179 Note: If you have any listed property, complete Part V before you complete Part I.

1	Maximum amount (see instructions)	1	1,080,000.
2	Total cost of section 179 property placed in service (see instructions)	2	
3	Threshold cost of section 179 property before reduction in limitation	3	2,700,000.
4	Reduction in limitation. Subtract line 3 from line 2. If zero or less, enter -0-	4	
5	Dollar limitation for tax year. Subtract line 4 from line 1. If zero or less, enter -0-. If married filing separately, see instructions	5	
6	(a) Description of property	(b) Cost (business use only)	(c) Elected cost
7	Listed property. Enter the amount from line 29	7	
8	Total elected cost of section 179 property. Add amounts in column (c), lines 6 and 7	8	
9	Tentative deduction. Enter the smaller of line 5 or line 8	9	
10	Carryover of disallowed deduction from line 13 of your 2021 Form 4562	10	
11	Business income limitation. Enter the smaller of business income (not less than zero) or line 5	11	
12	Section 179 expense deduction. Add lines 9 and 10, but don't enter more than line 11	12	
13	Carryover of disallowed deduction to 2023. Add lines 9 and 10, less line 12	13	

Note: Don't use Part II or Part III below for listed property. Instead, use Part V.

Part II Special Depreciation Allowance and Other Depreciation (Don't include listed property.)

14	Special depreciation allowance for qualified property (other than listed property) placed in service during the tax year	14	
15	Property subject to section 168(f)(1) election	15	
16	Other depreciation (including ACRS)	16	

Part III MACRS Depreciation (Don't include listed property. See instructions.)

Section A

17	MACRS deductions for assets placed in service in tax years beginning before 2022	17	
18	If you are electing to group any assets placed in service during the tax year into one or more general asset accounts, check here <input type="checkbox"/>		

Section B - Assets Placed in Service During 2022 Tax Year Using the General Depreciation System

	(a) Classification of property	(b) Month and year placed in service	(c) Basis for depreciation (business/investment use only - see instructions)	(d) Recovery period	(e) Convention	(f) Method	(g) Depreciation deduction
19a	3-year property						
b	5-year property						
c	7-year property						
d	10-year property						
e	15-year property						
f	20-year property						
g	25-year property			25 yrs.		S/L	
h	Residential rental property	/		27.5 yrs.	MM	S/L	
		/		27.5 yrs.	MM	S/L	
i	Nonresidential real property	/		39 yrs.	MM	S/L	
		/			MM	S/L	

Section C - Assets Placed in Service During 2022 Tax Year Using the Alternative Depreciation System

20a	Class life					S/L	
b	12-year			12 yrs.		S/L	
c	30-year	/		30 yrs.	MM	S/L	
d	40-year	/		40 yrs.	MM	S/L	

Part IV Summary (See instructions.)

21	Listed property. Enter amount from line 28	21	
22	Total. Add amounts from line 12, lines 14 through 17, lines 19 and 20 in column (g), and line 21. Enter here and on the appropriate lines of your return. Partnerships and S corporations - see instr.	22	0.
23	For assets shown above and placed in service during the current year, enter the portion of the basis attributable to section 263A costs	23	

Part V Listed Property (Include automobiles, certain other vehicles, certain aircraft, and property used for entertainment, recreation, or amusement.)
Note: For any vehicle for which you are using the standard mileage rate or deducting lease expense, complete only 24a, 24b, columns (a) through (c) of Section A, all of Section B, and Section C if applicable.

Section A - Depreciation and Other Information (Caution: See the instructions for limits for passenger automobiles.)

24a Do you have evidence to support the business/investment use claimed? Yes No 24b If "Yes," is the evidence written? Yes No

Table with 9 columns: (a) Type of property, (b) Date placed in service, (c) Business/investment use percentage, (d) Cost or other basis, (e) Basis for depreciation, (f) Recovery period, (g) Method/Convention, (h) Depreciation deduction, (i) Elected section 179 cost. Includes rows 25-29.

Section B - Information on Use of Vehicles

Complete this section for vehicles used by a sole proprietor, partner, or other "more than 5% owner," or related person. If you provided vehicles to your employees, first answer the questions in Section C to see if you meet an exception to completing this section for those vehicles.

Table with 6 columns: (a) Vehicle, (b) Vehicle, (c) Vehicle, (d) Vehicle, (e) Vehicle, (f) Vehicle. Includes rows 30-36.

Section C - Questions for Employers Who Provide Vehicles for Use by Their Employees

Answer these questions to determine if you meet an exception to completing Section B for vehicles used by employees who aren't more than 5% owners or related persons.

Table with 2 columns: Question, Yes No. Includes rows 37-41.

Note: If your answer to 37, 38, 39, 40, or 41 is "Yes," don't complete Section B for the covered vehicles.

Part VI Amortization

Table with 6 columns: (a) Description of costs, (b) Date amortization begins, (c) Amortizable amount, (d) Code section, (e) Amortization period or percentage, (f) Amortization for this year. Includes rows 42-44.

FORM 4562

PART VI - AMORTIZATION

STATEMENT 1

(A) DESCRIPTION OF COSTS	(B) DATE BEGAN	(C) AMORT. AMOUNT	(D) CODE SECT.	(E) LIFE/ RATE	(F) ACCUM. AMORT.	(G) AMORT. THIS YR.
FIRST PIER	01/01/19	159,960.		60M	95,976.	31,992.
WEBSITE	04/01/21	25,000.		36M	6,250.	8,333.
TOTAL TO FORM 4562, LINE 43						40,325.

Connecticut
2023 Miss You Calls

Location Type	Account	Location: Name	Street	City	State	Zip Code	Subject	Activity Date
Wholesaler	New Britain Supply	New Britain Supply	154 Woodlawn Road	Berlin	CT	06037	Miss You Call	11/6/2023
HVAC Contractor	C-Tech Solar	C-Tech Solar	1 Griffin Rd South	Bloomfield	CT	06002	Miss You Call	11/8/2023
HVAC Contractor	C-Tech Solar	C-Tech Solar	1 Griffin Rd South	Bloomfield	CT	06002	Miss You Call	7/26/2023
Wholesaler	Branford Winnelson	Branford Winnelson	22 McDermott Road	Branford	CT	06405	Miss You Call	7/7/2023
HHW	Town Of Branford	Town Of Branford	747 East Main St.	Branford	CT	06405	Miss You Call	11/6/2023
HHW	Town Of Branford	Town Of Branford	747 East Main St.	Branford	CT	06405	Miss You Call	7/7/2023
HHW	City Of Bridgeport, Department Of Public Facilities	City Of Bridgeport, Department Of Public Facilities	999 BROAD ST	BRIDGEPORT	CT	06604	Miss You Call	11/8/2023
HVAC Contractor	M & O Corporation	M & O Corporation	164 ALEX STREET	BRIDGEPORT	CT	06607	Miss You Call	11/7/2023
HVAC Contractor	M & O Corporation	M & O Corporation	164 ALEX STREET	BRIDGEPORT	CT	06607	Miss You Call	7/24/2023
HVAC Contractor	Santa Fuel	Santa Fuel	154 ADMIRAL ST.	BRIDGEPORT	CT	06605	Miss You Call	11/6/2023
HVAC Contractor	Santa Fuel	Santa Fuel	154 ADMIRAL ST.	BRIDGEPORT	CT	06605	Miss You Call	7/7/2023
HVAC Contractor	Standard Oil Of Ct	Standard Oil Of Ct	299 Bishop Avenue	Bridgeport	CT	06610	Miss You Call	11/8/2023
Wholesaler	Bell Simons	Bell Simons Co.	805 Wood Ave	Bridgeport	CT	06604	Miss You Call	11/8/2023
Wholesaler	Bell Simons	Bell Simons Co.	805 Wood Ave	Bridgeport	CT	06604	Miss You Call	7/26/2023
HHW	City Of Bristol Dept. Of Public Works	City Of Bristol Solid Waste Transfer Station	685 Lake Ave.	Bristol	CT	06010	Miss You Call	11/6/2023
HHW	City Of Bristol Dept. Of Public Works	City Of Bristol Solid Waste Transfer Station	685 Lake Ave.	Bristol	CT	06010	Miss You Call	7/7/2023
HVAC Contractor	The Shaffer Company	The Shaffer Company	242 Main Street	Bristol	CT	06010	Miss You Call	11/6/2023
HVAC Contractor	The Shaffer Company	The Shaffer Company	242 Main Street	Bristol	CT	06010	Miss You Call	7/7/2023
HHW	Housatonic Resources Recovery Authority	Housatonic Resources Recovery Authority	162 Whisconier Road	Brookfield	CT	06804	Miss You Call	11/8/2023
HHW	Housatonic Resources Recovery Authority	Housatonic Resources Recovery Authority	162 Whisconier Road	Brookfield	CT	06804	Miss You Call	7/24/2023
HVAC Contractor	Valley Energy Co.	Valley Energy Co.	321 Albany TPK	Canton	CT	06019	Miss You Call	11/8/2023
HVAC Contractor	Valley Energy Co.	Valley Energy Co.	321 Albany TPK	Canton	CT	06019	Miss You Call	7/24/2023
Wholesaler	Plimpton & Hills Corp	Plimpton & Hills Corp.	11 Newtown Rd	Danbury	CT	06810	Miss You Call	11/7/2023
Wholesaler	Plimpton & Hills Corp	Plimpton & Hills Corp.	11 Newtown Rd	Danbury	CT	06810	Miss You Call	7/24/2023
Wholesaler	N&S Supply	N&S Supply	15 Starr Road	Danbury	CT	06810	Miss You Call	11/7/2023
Wholesaler	N&S Supply	N&S Supply	15 Starr Road	Danbury	CT	06810	Miss You Call	7/7/2023
Wholesaler	Plimpton & Hills Corp	Plimpton & Hills Corp.	210 East Canaan Road (Rt..44)	East Canaan	CT	06024	Miss You Call	11/7/2023
Wholesaler	Plimpton & Hills Corp	Plimpton & Hills Corp.	210 East Canaan Road (Rt..44)	East Canaan	CT	06024	Miss You Call	7/24/2023
HVAC Contractor	Automatic Tlc	Automatic Tlc	64 Oakland Avenue	East Hartford	CT	06108	Miss You Call	11/7/2023
HVAC Contractor	Automatic Tlc	Automatic Tlc	64 Oakland Avenue	East Hartford	CT	06108	Miss You Call	7/7/2023
HVAC Contractor	Petro	Kasden Fuel	340 Tolland Street	East Hartford	CT	06108	Miss You Call	11/8/2023
Wholesaler	R. E. Michel Co.	R.E. Michel Company, Inc	91 PRESTIGE PARK CIRCLE, UNIT 4	EAST HARTFORD	CT	06108	Miss You Call	11/8/2023
Wholesaler	R. E. Michel Co.	R.E. Michel Company, Inc	91 PRESTIGE PARK CIRCLE, UNIT 4	EAST HARTFORD	CT	06108	Miss You Call	7/26/2023
HVAC Contractor	Wj Dornfield Co LLC	Wj Dornfield Co LLC	78 Saltonstall Pkwy	East Haven	CT	06512	Miss You Call	11/8/2023
HVAC Contractor	Wj Dornfield Co LLC	Wj Dornfield Co LLC	78 Saltonstall Pkwy	East Haven	CT	06512	Miss You Call	7/26/2023
HVAC Contractor	Vigilione Heating And Cooling	Vigilione Heating And Cooling	259 Commerce St	East Haven	CT	06512	Miss You Call	11/8/2023
HVAC Contractor	Vigilione Heating And Cooling	Vigilione Heating And Cooling	259 Commerce St	East Haven	CT	06512	Miss You Call	7/26/2023
Wholesaler	Essex Winair Co.	Essex Winair Co.	11c Bokum Road	Essex	CT	06426	Miss You Call	11/8/2023
Wholesaler	Essex Winair Co.	Essex Winair Co.	11c Bokum Road	Essex	CT	06426	Miss You Call	7/24/2023
Wholesaler	Plimpton & Hills Corp	Plimpton & Hills Corp.	146 Kings Highway East	Fairfield	CT	06825	Miss You Call	11/7/2023
Wholesaler	Plimpton & Hills Corp	Plimpton & Hills Corp.	146 Kings Highway East	Fairfield	CT	06825	Miss You Call	7/24/2023
Wholesaler	Plimpton & Hills Corp	Plimpton & Hills Corp.	2 Eastview Lane	Farmington	CT	06032	Miss You Call	11/7/2023
Wholesaler	Plimpton & Hills Corp	Plimpton & Hills Corp.	2 Eastview Lane	Farmington	CT	06032	Miss You Call	7/24/2023
HHW	Southeast Connecticut Regional Resources Recove	Southeast Connecticut Regional Resources Recovery Aut	7 Hurlbutt Road	Gales Ferry	CT	06335	Miss You Call	11/8/2023
HVAC Contractor	Laplaca Oil & Propane	Laplaca Oil & Propane	498 North Street	Goshen	CT	06756	Miss You Call	11/6/2023
HVAC Contractor	Laplaca Oil & Propane	Laplaca Oil & Propane	498 North Street	Goshen	CT	06756	Miss You Call	7/7/2023
HHW	Town Of Granby	Town Of Granby	15 N. Granby Road	Granby	CT	06035	Miss You Call	11/8/2023
HHW	Town Of Granby	Town Of Granby	15 N. Granby Road	Granby	CT	06035	Miss You Call	7/24/2023
HVAC Contractor	Beacon Mechanical Service	Beacon Mechanical Service	12 Mechanicsville Rd	Granby	CT	06035	Miss You Call	11/8/2023
HVAC Contractor	Beacon Mechanical Service	Beacon Mechanical Service	12 Mechanicsville Rd	Granby	CT	06035	Miss You Call	7/26/2023
Wholesaler	The Granite Group	The Granite Group	1425 GOLD STAR HIGHWAY	Groton	CT	06340	Miss You Call	11/6/2023
Wholesaler	The Granite Group	The Granite Group	1425 GOLD STAR HIGHWAY	Groton	CT	06340	Miss You Call	7/7/2023
Wholesaler	Thames Valley Winnelson	Thames Valley Winnelson	975 North Road	Groton	CT	06340	Miss You Call	11/8/2023
Wholesaler	Thames Valley Winnelson	Thames Valley Winnelson	975 North Road	Groton	CT	06340	Miss You Call	7/24/2023
Wholesaler	Sid Harvey	Sid Harvey	266 Bridge St.	Groton	CT	06340	Miss You Call	11/8/2023
Wholesaler	Sid Harvey	Sid Harvey	266 Bridge St.	Groton	CT	06340	Miss You Call	7/26/2023
Wholesaler	Plimpton & Hills Corp	Plimpton & Hills Corp.	640 Boston Post Rd	Guilford	CT	06437	Miss You Call	11/7/2023
Wholesaler	Plimpton & Hills Corp	Plimpton & Hills Corp.	640 Boston Post Rd	Guilford	CT	06437	Miss You Call	7/24/2023
HVAC Contractor	Dougherty Oil Co Inc	Dougherty Oil Co Inc	401 Soundview Road	Guilford	CT	06437	Miss You Call	11/8/2023
HVAC Contractor	Dougherty Oil Co Inc	Dougherty Oil Co Inc	401 Soundview Road	Guilford	CT	06437	Miss You Call	7/24/2023
HVAC Contractor	Mechanical Heating And Plumbing	Mechanical Heating And Plumbing	52 Crestway	Hamden	CT	06514	Miss You Call	11/8/2023
HVAC Contractor	Mechanical Heating And Plumbing	Mechanical Heating And Plumbing	52 Crestway	Hamden	CT	06514	Miss You Call	7/26/2023

Connecticut
2023 Miss You Calls

Wholesaler	Lennox	Lennox Stores	110 Murphy Road	Hartford	CT	06114	Miss You Call	11/9/2023
Wholesaler	Plimpton & Hills Corp	Plimpton & Hills Corp	2 Brainard Road	Hartford	CT	06114	Miss You Call	11/7/2023
Wholesaler	Plimpton & Hills Corp	Plimpton & Hills Corp	2 Brainard Road	Hartford	CT	06114	Miss You Call	7/24/2023
Wholesaler	Robinson Supply Co	Robinson Supply Co	226 Prestige Parkway	Hartford	CT	06108	Miss You Call	11/8/2023
Wholesaler	Robinson Supply Co	Robinson Supply Co	226 Prestige Parkway	Hartford	CT	06108	Miss You Call	7/26/2023
HHW	Town Of Killingworth	Town Of Killingworth	323 Route 81	Killingworth	CT	06419	Miss You Call	11/8/2023
Wholesaler	Plimpton & Hills Corp	Plimpton & Hills Corp.	401 New State Road	Manchester	CT	06040	Miss You Call	7/24/2023
HVAC Contractor	Nutmeg Mechanical Service Inc.	Nutmeg Mechanical Service Inc.	130-3 Utopia Road	Manchester	CT	06042	Miss You Call	11/8/2023
HVAC Contractor	Nutmeg Mechanical Service Inc.	Nutmeg Mechanical Service Inc.	130-3 Utopia Road	Manchester	CT	06042	Miss You Call	7/26/2023
Wholesaler	Portland Winair Co.	Portland Winair Co.	70 Tuttle Road	Middletown	CT	06457	Miss You Call	11/8/2023
Wholesaler	Portland Winair Co.	Portland Winair Co.	70 Tuttle Road	Middletown	CT	06457	Miss You Call	7/24/2023
HHW	City Of Middletown	City Of Middletown	245 Dekoven Drive	Middletown	CT	06457	Miss You Call	11/6/2023
Wholesaler	B&F Johnstone Supply	Johnstone Supply	21 Shady Street	Milford	CT	06460	Miss You Call	11/8/2023
Wholesaler	B&F Johnstone Supply	Johnstone Supply	21 Shady Street	Milford	CT	06460	Miss You Call	7/24/2023
Wholesaler	Johnstone Supply	Johnstone Supply Co	21 SHADY STREET	MILFORD	CT	06460	Miss You Call	11/7/2023
Wholesaler	Johnstone Supply	Johnstone Supply Co	21 SHADY STREET	MILFORD	CT	06460	Miss You Call	7/24/2023
HVAC Contractor	Solarcity	Solarcity	200 Cascade Boulevard	Milford	CT	06460	Miss You Call	11/8/2023
HVAC Contractor	Climate Engineering Commercial Services	Climate Engineering Commercial Services	922 Bridgeport Ave	Milford	CT	06460	Miss You Call	11/8/2023
HVAC Contractor	Climate Engineering Commercial Services	Climate Engineering Commercial Services	922 Bridgeport Ave	Milford	CT	06460	Miss You Call	7/26/2023
HVAC Contractor	Coastal Inc	Coastal Inc	14 Marion Ave	Milford	CT	06460	Miss You Call	11/8/2023
HVAC Contractor	Coastal Inc	Coastal Inc	14 Marion Ave	Milford	CT	06460	Miss You Call	7/26/2023
HVAC Contractor	Environmental Engineering Inc	Environmental Engineering Inc	100 Old Gate Lane	Milford	CT	06460	Miss You Call	11/8/2023
HVAC Contractor	Environmental Engineering Inc	Environmental Engineering Inc	100 Old Gate Lane	Milford	CT	06460	Miss You Call	7/26/2023
Wholesaler	Torcco	Torcco	87 Union Street	New Haven	CT	06511	Miss You Call	11/8/2023
Wholesaler	Trane	Trane Supply	178 Wallace Street	New Haven	CT	06511	Miss You Call	11/6/2023
Wholesaler	Trane	Trane Supply	178 Wallace Street	New Haven	CT	06511	Miss You Call	7/7/2023
Wholesaler	Quality Plumbing Supply	Quality Plumbing Supply	380 Davenport Ave.	New Haven	CT	06519	Miss You Call	11/7/2023
Wholesaler	Quality Plumbing Supply	Quality Plumbing Supply	380 Davenport Ave.	New Haven	CT	06519	Miss You Call	7/7/2023
HVAC Contractor	Enterprise Plumbing And Heating	Enterprise Plumbing And Heating	801 State Street	New Haven	CT	06511	Miss You Call	11/8/2023
HVAC Contractor	Enterprise Plumbing And Heating	Enterprise Plumbing And Heating	801 State Street	New Haven	CT	06511	Miss You Call	7/26/2023
Wholesaler	United Refrigeration	United Refrigeration 48	190 Wallace Street	New Haven	CT	06511	Miss You Call	11/7/2023
Wholesaler	United Refrigeration	United Refrigeration 48	190 Wallace Street	New Haven	CT	06511	Miss You Call	7/24/2023
HVAC Contractor	Htg Oil Ptnr Ddc Energy	Htg Oil Ptnr Ddc Energy	410 BANK ST	NEW LONDON	CT	06360	Miss You Call	11/8/2023
Wholesaler	Bell Simons	The Bell Pump Company	91 CRYSTAL AVENUE	NEW LONDON	CT	06320	Miss You Call	11/6/2023
Wholesaler	Bell Simons	The Bell Pump Company	91 CRYSTAL AVENUE	NEW LONDON	CT	06320	Miss You Call	7/7/2023
HVAC Contractor	Petro	Petro	212 Elm Street	North Haven	CT	06473	Miss You Call	11/8/2023
HVAC Contractor	Jp Salmini Co	Jp Salmini Co	2 Dwight St	North Haven	CT	06473-1139	Miss You Call	11/8/2023
HVAC Contractor	Jp Salmini Co	Jp Salmini Co	2 Dwight St	North Haven	CT	06473-1139	Miss You Call	7/26/2023
Wholesaler	R. E. Michel Co.	R.E. Michel Company, Inc	23 PERRY AVENUE	NORWALK	CT	06850	Miss You Call	11/7/2023
HVAC Contractor	Anthony Caruso Plumbing	Anthony Caruso Plumbing	25 Perry Ave	Norwalk	CT	06850	Miss You Call	11/8/2023
HVAC Contractor	Saucier Mechanical Services	Saucier Mechanical Services	148 Norton Street	Plantsville	CT	06479	Miss You Call	11/8/2023
HVAC Contractor	Valley Oil	Valley Oil - HOP Energy	36 BROWNSTONE AVE.	PORTLAND	CT	06480	Miss You Call	11/8/2023
Wholesaler	The Granite Group	The Granite Group	71 - 81 FRONT ST	Putnam	CT	06260	Miss You Call	11/6/2023
Wholesaler	The Granite Group	The Granite Group	71 - 81 FRONT ST	Putnam	CT	06260	Miss You Call	7/7/2023
HVAC Contractor	Solarcity	Solarcity	714 Brook St.	Rocky Hill	CT	06067	Miss You Call	11/8/2023
Wholesaler	Shelton Winair Co.,	Shelton Winair Co.,	740 RIVER ROAD	SHELTON	CT	06484	Miss You Call	11/7/2023
Wholesaler	Shelton Winair Co.,	Shelton Winair Co.,	740 RIVER ROAD	SHELTON	CT	06484	Miss You Call	7/7/2023
Wholesaler	Mitchell Fuel Co. Inc.	Mitchell Fuel Co. Inc.	1209 Sullivan Ave.	South Windsor	CT	06074	Miss You Call	11/8/2023
Wholesaler	Mitchell Fuel Co. Inc.	Mitchell Fuel Co. Inc.	1209 Sullivan Ave.	South Windsor	CT	06074	Miss You Call	7/24/2023
HVAC Contractor	A. E. Olsen Company	A. E. Olsen Company	1257 Southford Rd.	Southbury	CT	06488	Miss You Call	11/8/2023
HVAC Contractor	Stafford Mechanical Services	Stafford Mechanical Services	4 Industrial Park Drive	Stafford Springs	CT	06076	Miss You Call	11/8/2023
HHW	City of Stamford - Katrina Mygatt Recycling Center	City of Stamford - Katrina Mygatt Recycling Center	130 Magee Ave.	Stamford	CT	06902	Miss You Call	11/9/2023
Wholesaler	Trane	Trane Supply	47 Harbor View Avenue	Stamford	CT	06902	Miss You Call	11/8/2023
Wholesaler	Plimpton & Hills Corp	Plimpton & Hills Corp.	92 Research Drive	Stamford	CT	06906	Miss You Call	7/24/2023
Wholesaler	Dasco - Dunphey & Associates Supply Co., Inc.	Dasco - Dunphey & Associates Supply Co., Inc.	43 Homestead Ave.	Stamford	CT	06902	Miss You Call	11/6/2023
Wholesaler	Dasco - Dunphey & Associates Supply Co., Inc.	Dasco - Dunphey & Associates Supply Co., Inc.	43 Homestead Ave.	Stamford	CT	06902	Miss You Call	7/7/2023
Wholesaler	Stamford Winnelson	Stamford Winnelson	81 Southfield Avenue	Stamford	CT	06902	Miss You Call	11/7/2023
Wholesaler	Stamford Winnelson	Stamford Winnelson	81 Southfield Avenue	Stamford	CT	06902	Miss You Call	7/7/2023
Wholesaler	Abco Hvacr Supply	Abco Hvacr Supply-Stamford	198 LAWN AVE.	STAMFORD	CT	06902	Miss You Call	11/8/2023
Wholesaler	Abco Hvacr Supply	Abco Hvacr Supply-Stamford	198 LAWN AVE.	STAMFORD	CT	06902	Miss You Call	7/26/2023
Wholesaler	F.W. Webb	Fw Webb	200 Richmond Hill Ave.	Stamford	CT	06902	Miss You Call	11/8/2023
Wholesaler	Bell Simons	The Bell Pump Company	20 VICTORY STREET	STAMFORD	CT	06902	Miss You Call	11/6/2023
Wholesaler	Bell Simons	The Bell Pump Company	20 VICTORY STREET	STAMFORD	CT	06902	Miss You Call	7/7/2023
HVAC Contractor	Air Solutions Heating And Cooling	Air Solutions Heating And Cooling	430 Fairfield Avenue	Stamford	CT	06902	Miss You Call	11/8/2023

Connecticut
2023 Miss You Calls

HVAC Contractor	Air Solutions Heating And Cooling	Air Solutions Heating And Cooling	430 Fairfield Avenue	Stamford	CT	06902	Miss You Call	7/26/2023
HVAC Contractor	C & C Service LLC	C & C Service LLC	17 Davenport Street	Stamford	CT	06902	Miss You Call	11/8/2023
HVAC Contractor	C & C Service LLC	C & C Service LLC	17 Davenport Street	Stamford	CT	06902	Miss You Call	7/26/2023
HVAC Contractor	Airtech Stamford	Airtech Stamford	21 Anthony Street	Stamford	CT	06902	Miss You Call	11/8/2023
HVAC Contractor	Airtech Stamford	Airtech Stamford	21 Anthony Street	Stamford	CT	06902	Miss You Call	7/26/2023
HVAC Contractor	Putnam Plumbing And Heating	Putnam Plumbing And Heating	52 Dyke Lane	Stamford	CT	06902	Miss You Call	11/8/2023
HVAC Contractor	Putnam Plumbing And Heating	Putnam Plumbing And Heating	52 Dyke Lane	Stamford	CT	06902	Miss You Call	7/26/2023
HVAC Contractor	Tarzia Plumbing And Heating	Tarzia Plumbing And Heating	1455 Newfield Avenue	Stamford	CT	06902	Miss You Call	11/8/2023
HVAC Contractor	Tarzia Plumbing And Heating	Tarzia Plumbing And Heating	1455 Newfield Avenue	Stamford	CT	06902	Miss You Call	7/26/2023
Wholesaler	Watsco	TempAir Company	67 Southfield Avenue	Stamford	CT	06902	Miss You Call	7/26/2023
Wholesaler	Johnstone Supply	Johnstone Supply Co	156 MAGEE AVENUE	STANFORD	CT	06902	Miss You Call	11/7/2023
Wholesaler	Johnstone Supply	Johnstone Supply Co	156 MAGEE AVENUE	STANFORD	CT	06902	Miss You Call	7/7/2023
HVAC Contractor	Environmental Control, Inc.	Environmental Control, Inc.	1265 WOODEND ROAD	STRATFORD	CT	06615	Miss You Call	11/9/2023
Wholesaler	Tower Equipment Co Inc	Tower Equipment Co Inc	1320 WEST BROAD ST	STRATFORD	CT	06615	Miss You Call	11/9/2023
Wholesaler	R. E. Michel Co.	Re Michel Co Inc.	840 ACCESS ROAD	STRATFORD	CT	06615	Miss You Call	11/8/2023
Wholesaler	Sid Harvey	Sid Harvey Industries	1935 Stratford Ave.	STRATFORD	CT	06615	Miss You Call	11/7/2023
Wholesaler	Sid Harvey	Sid Harvey Industries	1935 Stratford Ave.	STRATFORD	CT	06615	Miss You Call	7/7/2023
Wholesaler	Watsco	Carrier Enterprise	650 Long Beach Blvd	Stratford	CT	06615	Miss You Call	11/8/2023
Wholesaler	Watsco	Carrier Enterprise	650 Long Beach Blvd	Stratford	CT	06615	Miss You Call	7/26/2023
Wholesaler	Plimpton & Hills Corp	Plimpton & Hills Corp.	790 Main Street	Torrington	CT	06790	Miss You Call	7/24/2023
Retailer	Montville Hardware	Montville Hardware	907 RT 32	UNCASVILLE	CT	06382	Miss You Call	11/8/2023
HVAC Contractor	Superior Mechanical Systems Inc	Superior Mechanical Systems Inc	126 S Turnpike Road	Wallingford	CT	06492	Miss You Call	11/8/2023
HVAC Contractor	Superior Mechanical Systems Inc	Superior Mechanical Systems Inc	126 S Turnpike Road	Wallingford	CT	06492	Miss You Call	7/26/2023
Wholesaler	Torrington Supply	Torrington Supply	100 N. ELM STREET	WATERBURY	CT	06723	Miss You Call	11/8/2023
Wholesaler	Sid Harvey	Sid Harvey Industries	278 RAILROAD HILL ST	WATERBURY	CT	06708	Miss You Call	7/7/2023
HVAC Contractor	Michael R Mader Co, Inc	Michael R Mader Co, Inc	33 GREAT NECK RD	Waterford	CT	06385	Miss You Call	11/8/2023
HVAC Contractor	Michael R Mader Co, Inc	Michael R Mader Co, Inc	33 GREAT NECK RD	Waterford	CT	06385	Miss You Call	7/24/2023
HHW	Town Of Watertown	Town Of Watertown	91 Burton Street	Watertown	CT	06795	Miss You Call	11/8/2023
HHW	Town Of Watertown	Town Of Watertown	91 Burton Street	Watertown	CT	06795	Miss You Call	7/24/2023
Wholesaler	Plimpton & Hills Corp	Plimpton & Hills Corp	195 Dexter Ave	West Hartford	CT	06110	Miss You Call	11/6/2023
Wholesaler	Plimpton & Hills Corp	Plimpton & Hills Corp	195 Dexter Ave	West Hartford	CT	06110	Miss You Call	7/7/2023
Wholesaler	Supply New England	Supply New England	235 Newfield Ave.	West Hartford	CT	06106	Miss You Call	11/7/2023
Wholesaler	Supply New England	Supply New England	235 Newfield Ave.	West Hartford	CT	06106	Miss You Call	7/24/2023
HHW	West Hartford Yard Waste & Recycling Center	West Hartford Yard Waste & Recycling Center	25 Brixton St.	West Hartford	CT	06110	Miss You Call	11/6/2023
HHW	West Hartford Yard Waste & Recycling Center	West Hartford Yard Waste & Recycling Center	25 Brixton St.	West Hartford	CT	06110	Miss You Call	7/7/2023
HVAC Contractor	West Side Oil	West Side Oil	27 Babbs Road	West Suffield	CT	06093	Miss You Call	11/8/2023
HVAC Contractor	Servco Oil Company	Servco Oil Company	387 Danbury Road	Wilton	CT	06897	Miss You Call	11/8/2023
HVAC Contractor	Servco Oil Company	Servco Oil Company	387 Danbury Road	Wilton	CT	06897	Miss You Call	7/24/2023
HVAC Contractor	Harp Mechanical	Harp Mechanical	483 Spring Street	Windsor Locks	CT	06096	Miss You Call	7/26/2023
HVAC Contractor	Aiello Home Services	Aiello Home Services	600 Old County Circle	Windsor Locks	CT	06096	Miss You Call	11/8/2023
HVAC Contractor	Aiello Home Services	Aiello Home Services	600 Old County Circle	Windsor Locks	CT	06096	Miss You Call	7/26/2023
HVAC Contractor	Cmc Energy Services	Cmc Energy Services	60 Old Church Street	Yalesville	CT	06492	Miss You Call	11/8/2023

**Connecticut
2023 Site Visits**

Location Type	Account	Location: Name	Street	City	State	Zip Code	Subject	Activity Date
Wholesaler	Bristol Winnelson Co	Bristol Winnelson Co	95 Valley Street	Bristol	CT	06010	Site Visit	3/21/2023
Wholesaler	Plimpton & Hills Corp	Plimpton & Hills Corp.	11 Newtown Rd	Danbury	CT	06810	Site Visit	3/22/2023
Wholesaler	N&S Supply	N&S Supply	15 Starr Road	Danbury	CT	06810	Site Visit	3/22/2023
Wholesaler	Plimpton & Hills Corp	Plimpton & Hills Corp.	210 East Canaan Road (Rt..44)	East Canaan	CT	06024	Site Visit	3/21/2023
Wholesaler	Torrco	Torrco	38 Prospect Hill Rd	East Windsor	CT	06088	Site Visit	3/21/2023
Wholesaler	Essex Winnelson Company	Essex Winnelson Company	186 Westbrook Road	Essex	CT	06426	Site Visit	3/21/2023
Wholesaler	Essex Winair Co.	Essex Winair Co.	11c Bokum Road	Essex	CT	06426	Site Visit	3/21/2023
Wholesaler	The Granite Group	The Granite Group	1425 GOLD STAR HIGHWAY	Groton	CT	06340	Site Visit	3/20/2023
Wholesaler	Lennox	Lennox Stores	110 Murphy Road	Hartford	CT	06114	Site Visit	3/22/2023
Wholesaler	R. E. Michel Co.	R.E. Michel Company, Inc	295 MURPHY ROAD	HARTFORD	CT	06114	Site Visit	3/21/2023
Wholesaler	Sid Harvey	Sid Harvey Industries	206 MURPHY RD.	HARTFORD	CT	06114	Site Visit	3/22/2023
Wholesaler	Central Airesupply Inc.	Central Airesupply Inc.	118 Ledyard Street	Hartford	CT	06114	Site Visit	3/22/2023
Wholesaler	Robinson Supply Co	Robinson Supply Co	226 Prestige Parkway	Hartford	CT	06108	Site Visit	3/22/2023
Wholesaler	United Refrigeration	United Refrigeration G1	230 Wawarme Avenue	Hartford	CT	06114	Site Visit	3/22/2023
Wholesaler	Portland Winair Co.	Portland Winair Co.	70 Tuttle Road	Middletown	CT	06457	Site Visit	3/21/2023
Wholesaler	B&F Johnstone Supply	Johnstone Supply	21 Shady Street	Milford	CT	06460	Site Visit	3/20/2023
Wholesaler	Plimpton & Hills Corp	Plimpton & Hills Corp.	189 Chestnut Street	New Britain	CT	06050	Site Visit	3/22/2023
Wholesaler	Torrco	Torrco	87 Union Street	New Haven	CT	06511	Site Visit	3/20/2023
Wholesaler	Trane	Trane Supply	178 Wallace Street	New Haven	CT	06511	Site Visit	3/20/2023
Wholesaler	Sid Harvey	Sid Harvey	75 Hamilton St.	New Haven	CT	06511	Site Visit	3/20/2023
Wholesaler	Quality Plumbing Supply	Quality Plumbing Supply	380 Davenport Ave.	New Haven	CT	06519	Site Visit	3/20/2023
Wholesaler	Bell Simons	The Bell Pump Company	209 FORBES AVENUE	NEW HAVEN	CT	06512	Site Visit	3/20/2023
Wholesaler	The Granite Group	The Granite Group	75 JEFFERSON AVE	New London	CT	06320	Site Visit	3/20/2023
Wholesaler	The Granite Group	The Granite Group	300 SACKETT POINT RD	North Haven	CT	06473	Site Visit	3/20/2023
Wholesaler	Viking Supply	Viking Supply	31 Connecticut Avenue	Norwich	CT	06360	Site Visit	3/20/2023
Wholesaler	The Granite Group	The Granite Group	45 Connolly Drive	Old Saybrook	CT	06475	Site Visit	3/21/2023
Wholesaler	The Granite Group	The Granite Group	71 - 81 FRONT ST	Putnam	CT	06260	Site Visit	3/20/2023
Wholesaler	Shelton Winair Co.,	Shelton Winair Co.,	740 RIVER ROAD	SHELTON	CT	06484	Site Visit	3/22/2023
Wholesaler	Commerical Heating Supply	Commerical Heating Supply	330 Nutmeg Road S	South Windsor	CT	06074	Site Visit	3/21/2023
Wholesaler	Trane	Trane Supply	47 Harbor View Avenue	Stamford	CT	06902	Site Visit	3/22/2023
Wholesaler	Plimpton & Hills Corp	Plimpton & Hills Corp.	92 Research Drive	Stamford	CT	06906	Site Visit	3/22/2023
Wholesaler	Dasco - Dunphey & Associates Supply Co., Inc.	Dasco - Dunphey & Associates Supply Co., Inc.	43 Homestead Ave.	Stamford	CT	06902	Site Visit	3/22/2023
Wholesaler	Stamford Winnelson	Stamford Winnelson	81 Southfield Avenue	Stamford	CT	06902	Site Visit	3/22/2023
Wholesaler	Bell Simons	The Bell Pump Company	20 VICTORY STREET	STAMFORD	CT	06902	Site Visit	3/22/2023
Wholesaler	Johnstone Supply	Johnstone Supply Co	156 MAGEE AVENUE	STANFORD	CT	06902	Site Visit	3/22/2023
Wholesaler	Tower Equipment Co Inc	Tower Equipment Co Inc	1320 WEST BROAD ST	STRATFORD	CT	06615	Site Visit	3/22/2023
Wholesaler	Watsco	Carrier Enterprise	650 Long Beach Blvd	Stratford	CT	06615	Site Visit	3/22/2023
Wholesaler	Torrco	Torrco	261 Oak Avenue	Torrington	CT	06790	Site Visit	3/21/2023
Wholesaler	Wallingford Winnelson Co.	Wallingford Winnelson Co.	1068 N. Farms Road Bldg. 1	Wallingford	CT	06492	Site Visit	3/20/2023
Wholesaler	Torrington Supply	Torrington Supply	100 N. ELM STREET	WATERBURY	CT	06723	Site Visit	3/20/2023
Wholesaler	F.W. Webb	F.W. Webb	570 Vauxhall Street Ext	Waterford	CT	06385	Site Visit	3/20/2023
Wholesaler	Plimpton & Hills Corp	Plimpton & Hills Corp	195 Dexter Ave	West Hartford	CT	06110	Site Visit	3/22/2023
Wholesaler	Supply New England	Supply New England	235 Newfield Ave.	West Hartford	CT	06106	Site Visit	3/21/2023
Wholesaler	Willimantic Winnelson	Willimantic Winnelson	65 Moalton Ct.	Willimantic	CT	06226	Site Visit	3/20/2023

Connecticut
2023 Collection Location Summary Report

Bin Bar Code	Location Status	Location Type	Account: TRC Account Name	Name	Street	City	State	Zip Code	Contact Phone	Return Date	Number of Loose Switches	Number of Mercury Thermostats	Total Mercury Volume (lbs.)
M18454	Active	Wholesaler	Modern Plumbing Supply	Modern Plumbing Supply	152 Berlin Turnpike	Berlin	CT	06037					
M21953	Active	Wholesaler	New Britain Supply	New Britain Supply	154 Woodlawn Road	Berlin	CT	06037	860-229-3743	8/10/2023	0	2	0.0124
	Active	Wholesaler	New Britain Supply	New Britain Supply	154 Woodlawn Road	Berlin	CT	06037	860-229-3743	12/9/2023	0	22	0.1364
	Active	Wholesaler	New Britain Supply	New Britain Supply	154 Woodlawn Road	Berlin	CT	06037	860-229-3743				
	Active	Wholesaler	New Britain Supply	New Britain Supply	154 Woodlawn Road	Berlin	CT	06037	860-229-3743				
	Active	HVAC Contractor	Adolf Krueger	Adolf Krueger	34 Stony Hill Rd	Bethel	CT	06801					
	Active	HVAC Contractor	C-Tech Solar	C-Tech Solar	1 Griffin Hill South	Bloomfield	CT	06002	860-580-7174				
	Inactive	HVAC Contractor	Pro-Mech, Inc	Pro-Mech, Inc	102d Filley St	Bloomfield	CT	06002	860-243-3952				
	Prospective	Wholesaler	Zohoplacelholder	Independent Pipe & Supply Corp	7 Old Windsor Road A	Bloomfield	CT	6002					
M18445	Active	Wholesaler	Branford Winnelson	Branford Winnelson	22 McDermott Road	Branford	CT	06405	(203) 483-7216	10/23/2023	0	10	0.062
	Active	HVAC Contractor	Controlled Air, Inc	Controlled Air, Inc	21 Thompson Rd	Branford	CT	06405					
	Active	HHW	Town Of Branford	Town Of Branford	747 East Main St.	Branford	CT	06405	(203) 315-0622				
	Prospective	Wholesaler	Zohoplacelholder	Knightsbridge Co.	17 Mcdermott Road	Branford	CT	6405					
	Active	HVAC Contractor	Alliance Heating And Air	Alliance Heating And Air	25 Brookfield Ave	Bridgeport	CT	06610					
	Inactive	Wholesaler	B. Lipnick Supply Co., Inc.	B. Lipnick Supply Co., Inc.	2016 Main Street	Bridgeport	CT	06604	203-334-6191				
	Active	Wholesaler	Bell Simons	Bell Simons Co.	805 Wood Ave	Bridgeport	CT	06604	203-335-5569				
	Active	Wholesaler	Bell Simons	Bell Simons Co.	805 Wood Ave	Bridgeport	CT	06604	203-335-5569				
	Inactive	Wholesaler	B Lipnick Supply Co.	B Lipnick Supply Co.	2016 Main Street	Bridgeport	CT	06604					
	Active	HHW	City Of Bridgeport, Department Of Public Facilities	City Of Bridgeport, Department Of Public Facilities	999 BROAD ST	BRIDGEPORT	CT	06604	203-576-7124				
	Active	HHW	City Of Bridgeport, Department Of Public Facilities	City Of Bridgeport, Department Of Public Facilities	999 BROAD ST	BRIDGEPORT	CT	06604	203-576-7124				
	Active	HVAC Contractor	Custom Air Systems	Custom Air Systems	765 Housatonic Ave	Bridgeport	CT	06604					
	Active	HVAC Contractor	M & O Corporation	M & O Corporation	164 ALEX STREET	BRIDGEPORT	CT	06607	203-367-4292				
	Inactive	Wholesaler	New England Heating Supply	New England Heating Supply	805 WOOD AVENUE	BRIDGEPORT	CT	06604	203-384-2909				
	Active	HVAC Contractor	Santa Fuel	Santa Fuel	154 ADMIRAL ST.	BRIDGEPORT	CT	06605	800-937-2682				
	Active	HVAC Contractor	Santa Fuel	Santa Fuel	154 ADMIRAL ST.	BRIDGEPORT	CT	06605	800-937-2682				
	Active	HVAC Contractor	Standard Oil Of Ct	Standard Oil Of Ct	299 Bishop Avenue	Bridgeport	CT	06610	203-337-3096				
	Prospective	Wholesaler	Zohoplacelholder	Raps Plumbing & Heating, Inc.	663 Reservoir Ave	Bridgeport	CT	6606					
P10363	Active	Wholesaler	Bristol Winnelson Co	Bristol Winnelson Co	95 Valley Street	Bristol	CT	06010	860-584-0224	3/23/2023	0	2	0.0124
	Active	Wholesaler	Bristol Winnelson Co	Bristol Winnelson Co	95 Valley Street	Bristol	CT	06010	860-584-0224				
	Inactive	HHW	City Of Bristol Department Of Public Works	City Of Bristol Solid Waste Transfer Station	685 Lake Avenue	Bristol	CT	06010	860-584-7798				
	Active	HHW	City Of Bristol Dept. Of Public Works	City Of Bristol Solid Waste Transfer Station	685 Lake Ave.	Bristol	CT	06010	(860) 550-3796				
	Active	HVAC Contractor	James J. Rybczyk Plumbing	James J. Rybczyk Plumbing	45 Palmor Pl	Bristol	CT	06010					
	Active	HVAC Contractor	The Shaffer Company	The Shaffer Company	242 Main Street	Bristol	CT	06010	860-583-1363				
	Prospective	Wholesaler	Zohoplacelholder	Elite Mechanical Contract	69 Park St	Bristol	CT	6010					
	Active	HHW	Housatonic Resources Recovery Authority	Housatonic Resources Recovery Authority	162 Whisconier Road	Brookfield	CT	06804	(203) 775-4539				
	Active	HHW	Housatonic Resources Recovery Authority	Housatonic Resources Recovery Authority	162 Whisconier Road	Brookfield	CT	06804	(203) 775-4539				
M20854	Active	HHW	Housatonic Resources Recovery Authority	Housatonic Resources Recovery Authority	162 Whisconier Road	Brookfield	CT	06804	(203) 775-4539	12/7/2023	0	47	0.3038
	Active	HVAC Contractor	Petro	Petro	125 Commerce Drive	Brookfield	CT	06804					
	Active	HVAC Contractor	Preferred Air Systems	Preferred Air Systems	105 Grays Bridge Rd	Brookfield	CT	06804-2612					
	Prospective	Wholesaler	Zohoplacelholder	All American Heating, Air Conditioning & Plumbing	934 Federal Rd	Brookfield	CT	6804					
	Active	HVAC Contractor	Valley Energy Co.	Valley Energy Co.	321 Albany TPK	Canton	CT	06019	860-693-2401				
	Active	HVAC Contractor	Valley Energy Co.	Valley Energy Co.	321 Albany TPK	Canton	CT	06019	860-693-2401				
	Active	HVAC Contractor	F.F. Hitchcock Company	F.F. Hitchcock Company	264 Sandbank Rd	Cheshire	CT	06492					
	Active	HVAC Contractor	Fire Protection Services	Fire Protection Services	1701 Highland Ave	Cheshire	CT	06410					
	Active	HVAC Contractor	White Bowman Plumbing And Heating	White Bowman Plumbing And Heating	266 Sandbank Rd	Cheshire	CT	06410					
	Active	HVAC Contractor	White Bowman Plumbing And Heating	White Bowman Plumbing And Heating	266 Sandbank Rd	Cheshire	CT	06410					
	Inactive	HVAC Contractor	Eastern Refrigeration	Eastern Refrigeration	275 Old Hartford Road	Colchester	CT	06415					
	Active	Wholesaler	The Granite Group	The Granite Group	464 SOUTH MAIN ST	Colchester	CT	06415	860-537-7600				
	Active	Wholesaler	The Granite Group	The Granite Group	464 SOUTH MAIN ST	Colchester	CT	06415	860-537-7600				
	Prospective	Wholesaler	Zohoplacelholder	Nutmeg Piping Service Inc	13 Homonick Rd	Colchester	CT	6415					
	Prospective	Wholesaler	Zohoplacelholder	P&D Mechanical	627 Old Harford Rd.	Colchester	CT	6415					
	Prospective	Wholesaler	Zohoplacelholder	Empire State Piping Co., Inc.	13 Homonick Rd	Colchester	CT						
	Prospective	Wholesaler	Zohoplacelholder	Atlantic Ventilating And Equipment Company, Inc	125 Sebeeth Dr.	Cromwell	CT	6416					
	Prospective	Wholesaler	Zohoplacelholder	Connecticut Temperature Controls, LLC	500 Corporate Row	Cromwell	CT						
	Active	HVAC Contractor	Carmine's Plumbing	Carmine's Plumbing	90 Sand Pit Road	Danbury	CT	06810					
	Active	HVAC Contractor	Landmark Air Systems	Landmark Air Systems	366 Kenosia Ave	Danbury	CT	06810					
	Active	Wholesaler	N&S Supply	N&S Supply	15 Starr Road	Danbury	CT	06810	203-791-9300				
	Active	Wholesaler	Plimpton & Hills Corp	Plimpton & Hills Corp.	11 Newtown Rd	Danbury	CT	06810	203-743-9221				
	Active	Wholesaler	Plimpton & Hills Corp	Plimpton & Hills Corp.	11 Newtown Rd	Danbury	CT	06810	203-743-9221				
	Active	Wholesaler	Plimpton & Hills Corp	Plimpton & Hills Corp.	11 Newtown Rd	Danbury	CT	06810	203-743-9221				
	Active	Wholesaler	Plimpton & Hills Corp	Plimpton & Hills Corp.	11 Newtown Rd	Danbury	CT	06810	203-743-9221				
M14258	Active	Wholesaler	Sid Harvey	Sid Harvey Industries	41C Eagle Road	DANBURY	CT	06810	203-778-8888	1/23/2023	0	15	0.186
	Prospective	Wholesaler	Torrington Supply	Torrington Supply Co Inc	22 Shelter Rock Ln 13	Danbury	CT	6810					
	Prospective	Wholesaler	Zohoplacelholder	Klaff's	11 Newtown Road	Danbury	CT	6810					
	Prospective	Wholesaler	Zohoplacelholder	The Otto Company	17 Beaver Brook Rd	Danbury	CT	6810					
	Prospective	Wholesaler	Zohoplacelholder	Eastern Mechanical Services, Inc	3 Starr St	Danbury	CT	6810					
	Prospective	Wholesaler	Zohoplacelholder	B & D Supply Inc.	42 Mechanic St.	Danielson	CT	6239					
	Inactive	HVAC Contractor	Ddic Energy	D.D.L.C Energy		DAVIDSON	CT	06234					
	Active	Wholesaler	Plimpton & Hills Corp	Plimpton & Hills Corp.	210 East Canaan Road (Rt..44)	East Canaan	CT	06024	860-824-7942				
	Active	HVAC Contractor	Automatic Tlc	Automatic Tlc	64 Oakland Avenue	East Hartford	CT	06108	860-528-4328				
	Active	HVAC Contractor	Automatic Tlc	Automatic Tlc	64 Oakland Avenue	East Hartford	CT	06108	860-528-4328				
	Active	HVAC Contractor	Automatic Tlc	Automatic Tlc	64 Oakland Avenue	East Hartford	CT	06108	860-528-4328				
	Active	HVAC Contractor	Automatic Tlc	Automatic Tlc	64 Oakland Avenue	East Hartford	CT	06108	860-528-4328				
	Active	HVAC Contractor	Automatic Tlc	Automatic Tlc	64 Oakland Avenue	East Hartford	CT	06108	860-528-4328				
	Inactive	HVAC Contractor	Brothers Oil Company	Brothers Oil Company	486 School St.	East Hartford	CT	06108	860-289-9468				
	Active	HVAC Contractor	J And B	J And B	89 Church	East Hartford	CT	06108					
	Active	HVAC Contractor	L.K. Sheet Metal	L.K. Sheet Metal	35 Wrobel Place	East Hartford	CT	06108					
	Active	HVAC Contractor	Petro	Kasden Fuel	340 Tolland Street	East Hartford	CT	06108	860-289-5431				
	Active	HVAC Contractor	Petro	Kasden Fuel	340 Tolland Street	East Hartford	CT	06108	860-289-5431				
	Active	Wholesaler	R. E. Michel Co.	R.E. Michel Company, Inc	91 PRESTIGE PARK CIRCLE, UNIT 4	EAST HARTFORD	CT	06108	860-289-1545				

Connecticut
2023 Collection Location Summary Report

	Inactive	Wholesaler	R. E. Michel Co.	R.E. Michel Company, Inc	91 PRESTIGE PARK CIRCLE	EAST HARTFORD	CT	06108	860-289-1545						
	Active	Wholesaler	R. E. Michel Co.	R.E. Michel Company, Inc	91 PRESTIGE PARK CIRCLE, UNIT 4	EAST HARTFORD	CT	06108	860-289-1545						
	Active	Wholesaler	R. E. Michel Co.	R.E. Michel Company, Inc	91 PRESTIGE PARK CIRCLE, UNIT 4	EAST HARTFORD	CT	06108	860-289-1545						
	Inactive	Wholesaler	R. E. Michel Co.	R.E. Michel Company, Inc	91 PRESTIGE PARK CIRCLE	EAST HARTFORD	CT	06108	860-289-1545						
	Inactive	Wholesaler	R. E. Michel Co.	R.E. Michel Company, Inc	91 PRESTIGE PARK CIRCLE	EAST HARTFORD	CT	06108	860-289-1545						
	Inactive	Wholesaler	R. E. Michel Co.	R.E. Michel Company, Inc	91 PRESTIGE PARK CIRCLE	EAST HARTFORD	CT	06108	860-289-1545						
	Inactive	Wholesaler	R. E. Michel Co.	R.E. Michel Company, Inc	91 PRESTIGE PARK CR. UNIT 4	EAST HARTFORD	CT	06108	860-289-1545						
	Prospective	Wholesaler	Zohoplaceholder	Clover Corp	89 Church St. 1	East Hartford	CT	6108							
	Active	HVAC Contractor	Vigilione Heating And Cooling	Vigilione Heating And Cooling	259 Commerce St	East Haven	CT	06512	203-467-8388						
	Active	HVAC Contractor	Wj Dornfield Co LLC	Wj Dornfield Co LLC	78 Saltonstall Pkwy	East Haven	CT	06512	203-469-6418						
	Prospective	Wholesaler	Zohoplaceholder	Climate Control Corporation	22 Hemingway Ave	East Haven	CT	6512							
	Prospective	Wholesaler	Zohoplaceholder	Charles J. Wright	35 Sidney St	East Haven	CT	6512							
M21504	Active	Other	NLR Inc.	NLR Inc.	256 Main Street	East Windsor	CT	06088	860-292-1992	10/18/2023		0	67	0.465	
M21612	Active	Other	NLR Inc.	NLR Inc.	256 Main Street	East Windsor	CT	06088	860-292-1992	10/17/2023		0	82	0.775	
	Active	Wholesaler	Torcco	Torcco	38 Prospect Hill Rd	East Windsor	CT	06088							
	Active	HVAC Contractor	Earthlight Technologies	Earthlight Technologies	92 West Road	Ellington	CT	06029							
	Prospective	Wholesaler	Zohoplaceholder	Speciality Plumbing-Htg Supply Co	585 Hazard Avenue	Enfield	CT	6082							
	Active	Wholesaler	Essex Winair Co.	Essex Winair Co.	11c Bokum Road	Essex	CT	06426	860-767-9018						
M17487	Active	Wholesaler	Essex Winnelson Company	Essex Winnelson Company	186 Westbrook Road	Essex	CT	06426	860-767-0134	3/27/2023		0	9	0.0682	
	Active	HHW	Lower Ct River Valley Council Of Governments	River Cog Household Hazardous Waste Facility	5 Dump Road	Essex	CT	06426							
	Active	HHW	Lower Ct River Valley Council Of Governments	River Cog Household Hazardous Waste Facility	5 Dump Road	Essex	CT	06426							
	Inactive	HHW	Lower Ct River Valley Council Of Governments	Lower Ct River Valley Council Of Governments	145 Old Denison Road	Essex	CT	06426	860-581-8554						
	Inactive	HHW	Town Of Essex Transfer Station & Recycling Cen	Town Of Essex Transfer Station & Recycling Cent	5 Dump Road	Essex	CT	06426	(860) 767-1926						
M18254	Active	Wholesaler	Plimpton & Hills Corp	Plimpton & Hills Corp.	146 Kings Highway East	Fairfield	CT	06825	203-332-4273	11/9/2023		0	6	0.0372	
	Prospective	Wholesaler	Zohoplaceholder	Alumin Energy Inc	515 Commerce Dr.	Fairfield	CT	6825							
	Inactive	Wholesaler	Bell Simons	Bell Simons	519 Cooke Street	Farmington	CT	06032	860-525-6675						
	Active	HVAC Contractor	Modern Mechanical	Modern Mechanical	519 Cooke Street	Farmington	CT	06032							
	Active	Wholesaler	Plimpton & Hills Corp	Plimpton & Hills Corp.	2 Eastview Lane	Farmington	CT	06032	860-888-8590						
	Prospective	Wholesaler	Zohoplaceholder	H & H Refrigeration, Inc	1451 New Britain Ave.	Farmington	CT	6032							
	Active	HHW	Southeast Connecticut Regional Resources Reco	Southeast Connecticut Regional Resources Reco	7 Hurlbutt Road	Gales Ferry	CT	06335	860-381-5558						
	Active	HHW	Southeast Connecticut Regional Resources Reco	Southeast Connecticut Regional Resources Reco	7 Hurlbutt Road	Gales Ferry	CT	06335	860-381-5558						
	Active	HHW	Southeast Connecticut Regional Resources Reco	Southeast Connecticut Regional Resources Reco	7 Hurlbutt Road	Gales Ferry	CT	06335	860-381-5558						
	Active	HHW	Southeast Connecticut Regional Resources Reco	Southeast Connecticut Regional Resources Reco	7 Hurlbutt Road	Gales Ferry	CT	06335	860-381-5558						
	Active	HHW	Southeast Connecticut Regional Resources Reco	Southeast Connecticut Regional Resources Reco	7 Hurlbutt Road	Gales Ferry	CT	06335	860-381-5558						
	Active	HHW	Southeast Connecticut Regional Resources Reco	Southeast Connecticut Regional Resources Reco	7 Hurlbutt Road	Gales Ferry	CT	06335	860-381-5558						
	Active	HHW	Southeast Connecticut Regional Resources Reco	Southeast Connecticut Regional Resources Reco	7 Hurlbutt Road	Gales Ferry	CT	06335	860-381-5558						
	Active	HHW	Southeast Connecticut Regional Resources Reco	Southeast Connecticut Regional Resources Reco	7 Hurlbutt Road	Gales Ferry	CT	06335	860-381-5558						
	Active	HHW	Southeast Connecticut Regional Resources Reco	Southeast Connecticut Regional Resources Reco	7 Hurlbutt Road	Gales Ferry	CT	06335	860-381-5558						
	Active	HHW	Southeast Connecticut Regional Resources Reco	Southeast Connecticut Regional Resources Reco	7 Hurlbutt Road	Gales Ferry	CT	06335	860-381-5558						
	Active	HHW	Southeast Connecticut Regional Resources Reco	Southeast Connecticut Regional Resources Reco	7 Hurlbutt Road	Gales Ferry	CT	06335	860-381-5558						
	Active	HHW	Southeast Connecticut Regional Resources Reco	Southeast Connecticut Regional Resources Reco	7 Hurlbutt Road	Gales Ferry	CT	06335	860-381-5558						
	Active	HVAC Contractor	House Brothers Plumbing	House Brothers Plumbing	74 Kreiger Ln	Glastonbury	CT	06033							
	Prospective	HVAC Contractor	Mega Mechanical Systems	Mega Mechanical Systems	98 Commerce Street	Glastonbury	CT	06033							
	Active	HVAC Contractor	Laplaca Oil & Propane	Laplaca Oil & Propane	498 North Street	Goshen	CT	06756	860-601-7957						
	Active	HVAC Contractor	Beacon Mechanical Service	Beacon Mechanical Service	12 Mechanicville Rd	Granby	CT	06035	860-844-0111						
M17412	Active	HHW	Town Of Granby	Town Of Granby	15 N. Granby Road	Granby	CT	06035	860-653-8960	10/23/2023		0	2	0.0124	
	Active	HHW	Town Of Granby	Town Of Granby	15 N. Granby Road	Granby	CT	06035	860-653-8960						
	Active	HHW	Town Of Granby	Town Of Granby	15 N. Granby Road	Granby	CT	06035	860-653-8960						
	Active	Wholesaler	Sid Harvey	Sid Harvey	266 Bridge St.	Groton	CT	06340	860-448-4949						
	Inactive	Wholesaler	Sid Harvey	Sid Harvey Industries	266 BRIDGE ST	GROTON	CT	06340	860-448-4949						
	Active	Wholesaler	Thames Valley Winnelson	Thames Valley Winnelson	975 North Road	Groton	CT	06340	860-448-1900						
	Active	Wholesaler	The Granite Group	The Granite Group	1425 GOLD STAR HIGHWAY	Groton	CT	06340	860-629-7700						
	Active	Wholesaler	The Granite Group	The Granite Group	1425 GOLD STAR HIGHWAY	Groton	CT	06340	860-629-7700						
	Active	HVAC Contractor	Dougherty Oil Co Inc	Dougherty Oil Co Inc	401 Soundview Road	Guilford	CT	06437	203-488-2669						
	Active	HVAC Contractor	Dougherty Oil Co Inc	Dougherty Oil Co Inc	401 Soundview Road	Guilford	CT	06437	203-488-2669						
	Inactive	Other	Placeholder	Supply New England	640 Boston Post Road	Guilford	CT	06437	(203) 453-4358						
	Active	Wholesaler	Plimpton & Hills Corp	Plimpton & Hills Corp.	640 Boston Post Rd	Guilford	CT	06437	860-664-4020						
	Active	Wholesaler	Plimpton & Hills Corp	Plimpton & Hills Corp.	640 Boston Post Rd	Guilford	CT	06437	860-664-4020						
	Active	Wholesaler	Plimpton & Hills Corp	Plimpton & Hills Corp.	640 Boston Post Rd	Guilford	CT	06437	860-664-4020						
	Inactive	HVAC Contractor	R&B Refrigeration Inc.	R&B Refrigeration Inc.	18 Graves Avenue	Guilford	CT	06437	203-453-6831						
	Inactive	Wholesaler	Supply New England	Supply New England	640 Bost Post Road	Guilford	CT	06437	203-453-4358						
	Inactive	Wholesaler	Supply New England	Supply New England	640 Bost Post Road	Guilford	CT	06437	203-453-4358						
M19998	Active	HVAC Contractor	Gr Wade LLC	Gr Wade LLC	71 Overlook Dr	Hamden	CT	06514	203-230-9636	5/18/2023		0	4	0.0496	
	Active	HVAC Contractor	Mechanical Heating And Plumbing	Mechanical Heating And Plumbing	52 Crestway	Hamden	CT	06514	203-281-5522						
	Active	HVAC Contractor	Pipeology LLC	Pipeology LLC	131 Leeder Hill Dr	Hamden	CT	06517							
	Prospective	Wholesaler	Zohoplaceholder	Nero Inc	736 Sherman Ave	Hamden	CT	6514							
	Active	HVAC Contractor	All State Fire	All State Fire	110 Murphy	Hartford	CT	06114							
	Active	Wholesaler	B&F Johnstone Supply	Johnstone Supply	255 Locust Street	Hartford	CT	06114	860-727-9699						
	Active	Wholesaler	B&F Johnstone Supply	Johnstone Supply	255 Locust Street	Hartford	CT	06114	860-727-9699						
M13262	Active	Wholesaler	Bell Simons	Bell Simon Co.	319 MURPHY ROAD	HARTFORD	CT	06114	860-525-6675	3/6/2023		3	64	0.4898	
M21465	Active	Wholesaler	Bell Simons	Bell Simon Co.	319 MURPHY ROAD	HARTFORD	CT	06114	860-525-6675	7/5/2023		0	18	0.1984	
	Active	Wholesaler	Bell Simons	Bell Simon Co.	319 MURPHY ROAD	HARTFORD	CT	06114	860-525-6675						
	Inactive	Wholesaler	Bell Simons	Bell Simon Co.	319 MURPHY ROAD	HARTFORD	CT	06114	860-525-6675						
	Active	Wholesaler	The Bell Pump Company	The Bell Pump Company	319 MURPHY ROAD	HARTFORD	CT	06114	860-246-6775						
	Active	Wholesaler	Central Airesupply Inc.	Central Airesupply Inc.	118 Ledyard Street	Hartford	CT	06114							
	Active	HVAC Contractor	Crest Mechanical	Crest Mechanical	41 Walnut Street	Hartford	CT	06120							
	Active	HVAC Contractor	Crest Mechanical	Crest Mechanical	41 Walnut Street	Hartford	CT	06120							
	Inactive	Wholesaler	F.W. Webb	Fw Webb	200 Locust St.	Hartford	CT	06114	860-722-2433						
	Inactive	Wholesaler	F.W. Webb	Fw Webb	150 Locust St	Hartford	CT	06114	(860) 522-9322						
	Inactive	Wholesaler	F.W. Webb	Fw Webb	150 Locust St	Hartford	CT	06114	(860) 522-9322						
	Inactive	Wholesaler	F.W. Webb	Fw Webb	150 Locust St	Hartford	CT	06114	(860) 522-9322						
	Inactive	Wholesaler	Hartford Winnelson	Hartford Winnelson	287 Homestead Avenue	Hartford	CT	06112							

Connecticut
2023 Collection Location Summary Report

Prospective	Wholesaler	Johnstone Supply	Johnstone Supply - Hartford	Hartford	CT	6101							
Active	Wholesaler	Lennox	Lennox Stores	110 Murphy Road	Hartford	CT	06114	(959) 200-7395					
Active	HVAC Contractor	Macca Plumbing	Macca Plumbing	284 Locust Street	Hartford	CT	06114						
Inactive	Other	Placeholder	Supply New England	235 Newfield Avenue	Hartford	CT	06106	(860) 953-7701					
Active	Wholesaler	Plimpton & Hills Corp	Plimpton & Hills Corp	2 Brainard Road	Hartford	CT	06114	860-522-4233					
Active	Wholesaler	Plimpton & Hills Corp	Plimpton & Hills Corp	2 Brainard Road	Hartford	CT	06114	860-522-4233					
Active	Wholesaler	Plimpton & Hills Corp	Plimpton & Hills Corp	2 Brainard Road	Hartford	CT	06114	860-522-4233					
M10629	Active	Wholesaler	R. E. Michel Co.	R.E. Michel Company, Inc	295 MURPHY ROAD	HARTFORD	CT	06114	860-278-7676	3/29/2023	0	40	0.279
	Active	Wholesaler	R. E. Michel Co.	R.E. Michel Company, Inc	295 MURPHY ROAD	HARTFORD	CT	06114	860-278-7676				
	Active	Wholesaler	Robinson Supply Co	Robinson Supply Co	226 Prestige Parkway	Hartford	CT	06108	860-291-9260				
	Active	Wholesaler	Robinson Supply Co	Robinson Supply Co	226 Prestige Parkway	Hartford	CT	06108	860-291-9260				
	Active	Wholesaler	Sid Harvey	Sid Harvey Industries	206 MURPHY RD.	HARTFORD	CT	06114	860-524-0250				
	Active	Wholesaler	Sid Harvey	Sid Harvey Industries	206 MURPHY RD.	HARTFORD	CT	06114	860-524-0250				
M11091	Active	Wholesaler	Sid Harvey	Sid Harvey Industries	206 MURPHY RD.	HARTFORD	CT	06114	860-524-0250	3/24/2023	0	21	0.155
	Inactive	Wholesaler	Sid Harvey	Sid Harvey Inc	206 MURPHY ROAD	HARTFORD	CT	06114					
	Inactive	HHW	The Metropolitan District	The Metropolitan District	555 MAIN STREET	HARTFORD	CT	06103	860 278-7850				
	Active	Wholesaler	Trane	Trane Supply	485 Ledyard Street	Hartford	CT	06114	860-541-1721				
	Active	Wholesaler	Trane	Trane Supply	485 Ledyard Street	Hartford	CT	06114	860-541-1721				
M21380	Active	Wholesaler	United Refrigeration	United Refrigeration G1	230 Wawarme Avenue	Hartford	CT	06114	860-278-9200	5/22/2023	0	1	0.0062
	Active	Wholesaler	United Refrigeration	United Refrigeration G1	230 Wawarme Avenue	Hartford	CT	06114	860-278-9200				
	Active	Wholesaler	United Refrigeration	United Refrigeration G1	230 Wawarme Avenue	Hartford	CT	06114	860-278-9200				
	Inactive	Wholesaler	Watsco	Carrier Enterprise	70 Meadow Street	Hartford	CT	06114	860-296-4533				
	Inactive	Wholesaler	Watsco	Carrier Enterprise	70 Meadow Street	Hartford	CT	06114	860-296-4533				
	Active	HHW	Town Of Killingworth	Town Of Killingworth	323 Route 81	Killingworth	CT	06419	860-663-1765				
	Active	HVAC Contractor	Action Air Systems	Action Air Systems	131 Adams St	Manchester	CT	06042					
	Active	HVAC Contractor	Aire Tech Mechanical	Aire Tech Mechanical	150 Batson	Manchester	CT	06042					
	Active	Wholesaler	Manchester Winnelson	Manchester Winnelson	160 Hartford Road	Manchester	CT	06040					
	Active	Wholesaler	Manchester Winnelson	Manchester Winnelson	160 Hartford Road	Manchester	CT	06040					
	Active	HVAC Contractor	Nutmeg Mechanical Service Inc.	Nutmeg Mechanical Service Inc.	130-3 Utopia Road	Manchester	CT	06042	860-643-2042				
M18258	Active	Wholesaler	Plimpton & Hills Corp	Plimpton & Hills Corp.	401 New State Road	Manchester	CT	06040	860-533-1108	7/31/2023	0	4	0.0248
	Inactive	HHW	Town Of Manchester Transfer Station	Town Of Manchester Transfer Station	311 Olcott Street	Manchester	CT	06040	(860) 647-5279				
	Inactive	HHW	Town Of Manchester Transfer Station	Town Of Manchester Transfer Station	311 Olcott Street	Manchester	CT	06040	(860) 647-5279				
	Prospective	Wholesaler	Zohoplacelholder	R & R Plumbing & Supply Co.	600 Center St.	Manchester	CT	6040					
P10564	Active	HHW	Mansfield Transfer Station	Mansfield Transfer Station	221 Warrenville Rd. -- SEND TO MAILING	AC Mansfield Center	CT	06250	(860) 429-3333	5/22/2023	0	7	0.0434
	Active	HHW	Mansfield Transfer Station	Mansfield Transfer Station	221 Warrenville Rd. -- SEND TO MAILING	AC Mansfield Center	CT	06250	(860) 429-3333				
	Active	HHW	City Of Middletown	City Of Middletown	245 Dekoven Drive	Middletown	CT	06457	(860) 638-4855				
	Active	Wholesaler	Portland Winair Co.	Portland Winair Co.	70 Tuttle Road	Middletown	CT	06457	860-632-0747				
	Active	Wholesaler	Portland Winair Co.	Portland Winair Co.	70 Tuttle Road	Middletown	CT	06457	860-632-0747				
	Prospective	Wholesaler	Watsco	Carrier Commercial Svc	14 Industrial Park Pl 1	Middletown	CT	6457					
	Prospective	Wholesaler	Zohoplacelholder	Gastech Corp	7 Paterson Dr.	Middletown	CT	6457					
	Prospective	Wholesaler	Zohoplacelholder	Greenskies Renewable Energy LLC	10 Main Street	Middletown	CT	6457					
	Active	Wholesaler	B&F Johnstone Supply	Johnstone Supply	21 Shady Street	Milford	CT	06460	203-882-5550				
	Inactive	HVAC Contractor	B & G Piping	B & G Piping	92 Erna Ave	Milford	CT	06461	203-877-2937				
	Active	HVAC Contractor	Climate Engineering Commercial Services	Climate Engineering Commercial Services	922 Bridgeport Ave	Milford	CT	06460	203-347-4024				
	Active	HVAC Contractor	Coastal Inc	Coastal Inc	14 Marion Ave	Milford	CT	06460	203-877-5155				
	Active	HVAC Contractor	Environmental Engineering Inc	Environmental Engineering Inc	100 Old Gate Lane	Milford	CT	06460	203-874-0812				
	Active	HVAC Contractor	Environmental Engineering Inc	Environmental Engineering Inc	100 Old Gate Lane	Milford	CT	06460	203-874-0812				
	Active	Wholesaler	Johnstone Supply	Johnstone Supply Co	21 SHADY STREET	MILFORD	CT	06460	203-881-5550				
	Active	Wholesaler	Johnstone Supply	Johnstone Supply Co	21 SHADY STREET	MILFORD	CT	06460	203-881-5550				
	Active	Wholesaler	Johnstone Supply	Johnstone Supply Co	21 SHADY STREET	MILFORD	CT	06460	203-881-5550				
	Active	Wholesaler	Johnstone Supply	Johnstone Supply Co	21 SHADY STREET	MILFORD	CT	06460	203-881-5550				
	Active	Wholesaler	Johnstone Supply	Johnstone Supply Co	21 SHADY STREET	MILFORD	CT	06460	203-881-5550				
	Prospective	Wholesaler	Johnstone Supply	Johnstone Supply - Milford	21 SHADY STREET	MILFORD	CT	06460	203-881-5550				
	Active	HVAC Contractor	M & R Heating, Cooling, And Reprigeration	M & R Heating, Cooling, And Reprigeration	1050 Bridgeport Ave	Milford	CT	06460					
	Active	HVAC Contractor	Solarcity	Solarcity	200 Cascade Boulevard	Milford	CT	06460	860-933-6421				
	Prospective	Wholesaler	Zohoplacelholder	Air Perfect Inc	7 Pearson Ave	Milford	CT	6460					
	Active	HVAC Contractor	Link Mechanical	Link Mechanical	34 Walnut Street	New Britain	CT	06051					
M18257	Active	Wholesaler	Plimpton & Hills Corp	Plimpton & Hills Corp.	189 Chestnut Street	New Britain	CT	06050	860-229-2076	6/2/2023	0	87	0.5518
	Prospective	Wholesaler	Zohoplacelholder	New Britain Supply	211 John Downey Dr.	New Britain	CT	6051					
	Inactive	HVAC Contractor	Quality Mechanical Service LLC	Quality Mechanical Service LLC	102 Ramstein Road	New Hartford	CT	06057	860-489-8005				
	Active	Wholesaler	Bell Simons	The Bell Pump Company	209 FORBES AVENUE	NEW HAVEN	CT	06512	203-469-5351				
M14873	Active	Wholesaler	Bell Simons	The Bell Pump Company	209 FORBES AVENUE	NEW HAVEN	CT	06512	203-469-5351	3/27/2023	0	37	0.2418
	Active	HVAC Contractor	Buckingham Routh Co.	Buckingham Routh Co.	20 Goodwin Street	New Haven	CT	06512					
	Active	HVAC Contractor	Enterprise Plumbing And Heating	Enterprise Plumbing And Heating	801 State Street	New Haven	CT	06511	203-787-4311				
	Active	Wholesaler	F.W. Webb	Fw Webb	650 Ella T Grasso Blvd	New Haven	CT	06519	203-865-6124				
	Active	Wholesaler	Goodman Distribution	Goodman Distribution - New Haven	50 Ives Place	New Haven	CT	06511					
	Active	Wholesaler	Quality Plumbing Supply	Quality Plumbing Supply	380 Davenport Ave.	New Haven	CT	06519	(203) 777-6813				
M19975	Active	HVAC Contractor	Ruotolo Mechanical	Ruotolo Mechanical	29 Printers Lane	New Haven	CT	06519	203-772-1563	5/22/2023	0	4	0.0248
	Active	HVAC Contractor	Ruotolo Mechanical	Ruotolo Mechanical	29 Printers Lane	New Haven	CT	06519	203-772-1563				
	Active	HVAC Contractor	Ruotolo Mechanical	Ruotolo Mechanical	29 Printers Lane	New Haven	CT	06519	203-772-1563				
M18205	Active	Wholesaler	Sid Harvey	Sid Harvey	75 Hamilton St.	New Haven	CT	06511	203-787-0251	3/27/2023	0	26	0.1674
	Inactive	Wholesaler	Sid Harvey	Sid Harvey Industries	75 HAMILTON ST	NEW HAVEN	CT	06511	203-787-0251				
	Active	Wholesaler	Sid Harvey	Sid Harvey	75 Hamilton St.	New Haven	CT	06511	203-787-0251				
M13095	Active	Wholesaler	Star Supply Company	Star Supply Company	118 GANDD DRIVE	NEW HAVEN	CT	06513	(203)772-2240	5/22/2023	3	157	1.1904
	Active	Wholesaler	Star Supply Company	Star Supply Company	118 GANDD DRIVE	NEW HAVEN	CT	06513	(203)772-2240				
	Active	Wholesaler	Star Supply Company	Star Supply Company	118 GANDD DRIVE	NEW HAVEN	CT	06513	(203)772-2240				
	Inactive	Wholesaler	Star Supply Company-Closed	Star Supply Company-Closed	1040 STATE STREET	NEW HAVEN	CT	06511	(203)772-2240				
	Active	Wholesaler	Torcco	Torcco	87 Union Street	New Haven	CT	06511	203-756-3641				
	Active	Wholesaler	Trane	Trane Supply	178 Wallace Street	New Haven	CT	06511	860-437-6208				
	Active	Wholesaler	United Refrigeration	United Refrigeration 48	190 Wallace Street	New Haven	CT	06511	203-787-2200				
	Active	Wholesaler	Watsco	Carrier Enterprise	185 Wallace Street	New Haven	CT	06511	203-821-3033				
	Active	Wholesaler	Bell Simons	The Bell Pump Company	91 CRYSTAL AVENUE	NEW LONDON	CT	06320	860-443-2036				
	Active	Wholesaler	Bell Simons	The Bell Pump Company	91 CRYSTAL AVENUE	NEW LONDON	CT	06320	860-443-2036				

Connecticut

2023 Collection Location Summary Report

	Active	Wholesaler	Supply New England	Supply New England	235 Newfield Ave.	West Hartford	CT	06106	860-953-7701				
	Active	Wholesaler	Supply New England	Supply New England	235 Newfield Ave.	West Hartford	CT	06106	860-953-7701				
	Active	HHW	West Hartford Yard Waste & Recycling Center	West Hartford Yard Waste & Recycling Center	25 Brixton St.	West Hartford	CT	06110	(860) 561-8100				
	Inactive	HVAC Contractor	Connecticut Refining Co.	Connecticut Refining Co.	25 Bernhard Rd	WEST HAVEN	CT	06473	203-933-2511				
M18645	Active	HVAC Contractor	West Side Oil	West Side Oil	27 Babbs Road	West Suffield	CT	06093	860-668-4322	11/27/2023	3	17	0.1674
	Active	HVAC Contractor	West Side Oil	West Side Oil	27 Babbs Road	West Suffield	CT	06093	860-668-4322				
	Active	HVAC Contractor	West Side Oil	West Side Oil	27 Babbs Road	West Suffield	CT	06093	860-668-4322				
	Active	Wholesaler	Willimantic Winnelson	Willimantic Winnelson	65 Moalton Ct.	Willimantic	CT	06226					
	Active	Wholesaler	Willimantic Winnelson	Willimantic Winnelson	65 Moalton Ct.	Willimantic	CT	06226					
	Active	HVAC Contractor	Servco Oil Company	Servco Oil Company	387 Danbury Road	Wilton	CT	06897	203-762-7994				
	Inactive	Property Management	Wyndham Park Apartments	Wyndham Park Apartments	140 Plains Road	Windham	CT	06280	860-450-1110				
	Active	HVAC Contractor	Aiello Home Services	Aiello Home Services	600 Old County Circle	Windsor Locks	CT	06096	888-956-4455				
M19990	Active	HVAC Contractor	Harp Mechanical	Harp Mechanical	483 Spring Street	Windsor Locks	CT	06096	860-623-4350	9/13/2023	0	120	0.837
	Active	HVAC Contractor	Good Hill Mechanic	Good Hill Mechanic	53 Main Street South	Woodbury	CT	06798					
	Active	HVAC Contractor	Cmc Energy Services	Cmc Energy Services	60 Old Church Street	Yalesville	CT	06492	888-403-3500				

Connecticut
2023 Collection Location Bin Receipt

Bin Bar Code	Location Status	Location Type	Account: TRC Account Name	Name	Street	City	State	Zip Code	Contact Phone	Return Date	Number of Loose Switches	Number of Mercury Thermostats	Total Mercury Volume (lbs.)
M18454	Active	Wholesaler	Modern Plumbing Supply	Modern Plumbing Supply	152 Berlin Turnpike	Berlin	CT	06037		8/10/2023	0	2	0.0124
M21953	Active	Wholesaler	New Britain Supply	New Britain Supply	154 Woodlawn Road	Berlin	CT	06037	860-229-3743	12/9/2023	0	22	0.1364
M18445	Active	Wholesaler	Branford Winnelson	Branford Winnelson	22 McDermott Road	Branford	CT	06405	(203) 483-7216	10/23/2023	0	10	0.062
P10363	Active	Wholesaler	Bristol Winnelson Co	Bristol Winnelson Co	95 Valley Street	Bristol	CT	06010	860-584-0224	3/23/2023	0	2	0.0124
M20854	Active	HHW	Houstonic Resources Recovery Authority	Houstonic Resources Recovery Authority	162 Whisconier Road	Brookfield	CT	06804	(203) 775-4539	12/7/2023	0	47	0.3038
M14258	Active	Wholesaler	Sid Harvey	Sid Harvey Industries	41C Eagle Road	DANBURY	CT	06810	203-778-8888	1/23/2023	0	15	0.186
M21504	Active	Other	NLR Inc.	NLR Inc.	256 Main Street	East Windsor	CT	06088	860-292-1992	10/18/2023	0	67	0.465
M21612	Active	Other	NLR Inc.	NLR Inc.	256 Main Street	East Windsor	CT	06088	860-292-1992	10/17/2023	0	82	0.775
M17487	Active	Wholesaler	Essex Winnelson Company	Essex Winnelson Company	186 Westbrook Road	Essex	CT	06426	860-767-0134	3/27/2023	0	9	0.0682
M18254	Active	Wholesaler	Plimpton & Hills Corp	Plimpton & Hills Corp.	146 Kings Highway East	Fairfield	CT	06825	203-332-4273	11/9/2023	0	6	0.0372
M17412	Active	HHW	Town Of Granby	Town Of Granby	15 N. Granby Road	Granby	CT	06035	860-653-8960	10/23/2023	0	2	0.0124
M19998	Active	HVAC Contractor	Gr Wade LLC	Gr Wade LLC	71 Overlook Dr	Hamden	CT	06514	203-230-9636	5/18/2023	0	4	0.0496
M13262	Active	Wholesaler	Bell Simons	Bell Simon Co.	319 MURPHY ROAD	HARTFORD	CT	06114	860-525-6675	3/6/2023	3	64	0.4898
M21465	Active	Wholesaler	Bell Simons	Bell Simon Co.	319 MURPHY ROAD	HARTFORD	CT	06114	860-525-6675	7/5/2023	0	18	0.1984
M10629	Active	Wholesaler	R. E. Michel Co.	R.E. Michel Company, Inc	295 MURPHY ROAD	HARTFORD	CT	06114	860-278-7676	3/29/2023	0	40	0.279
M11091	Active	Wholesaler	Sid Harvey	Sid Harvey Industries	206 MURPHY RD.	HARTFORD	CT	06114	860-524-0250	3/24/2023	0	21	0.155
M21380	Active	Wholesaler	United Refrigeration	United Refrigeration G1	230 Wawarme Avenue	Hartford	CT	06114	860-278-9200	5/22/2023	0	1	0.0062
M18258	Active	Wholesaler	Plimpton & Hills Corp	Plimpton & Hills Corp.	401 New State Road	Manchester	CT	06400	860-533-1108	7/31/2023	0	4	0.0248
P10564	Active	HHW	Mansfield Transfer Station	Mansfield Transfer Station	221 Warrenville Rd. -- SEND TO MAILING A	Mansfield Center	CT	06250	(860) 429-3333	5/22/2023	0	7	0.0434
M18257	Active	Wholesaler	Plimpton & Hills Corp	Plimpton & Hills Corp.	189 Chestnut Street	New Britain	CT	06500	860-229-2076	6/2/2023	0	87	0.5518
M14873	Active	Wholesaler	Bell Simons	The Bell Pump Company	209 FORBES AVENUE	NEW HAVEN	CT	06512	203-469-5351	3/27/2023	0	37	0.2418
M19975	Active	HVAC Contractor	Ruotolo Mechanical	Ruotolo Mechanical	29 Printers Lane	New Haven	CT	06519	203-772-1563	5/22/2023	0	4	0.0248
M18205	Active	Wholesaler	Sid Harvey	Sid Harvey	75 Hamilton St.	New Haven	CT	06511	203-787-0251	3/27/2023	0	26	0.1674
M13095	Active	Wholesaler	Star Supply Company	Star Supply Company	118 GANDO DRIVE	NEW HAVEN	CT	06513	(203)772-2240	5/22/2023	3	157	1.1904
M21235	Active	HVAC Contractor	Nero A/C	Nero A C & Heating Inc.	334 State Street	North Haven	CT	06473	(203) 248-8110	6/1/2023	0	5	0.0496
P10236	Active	Wholesaler	The Granite Group	The Granite Group	300 SACKETT POINT RD	North Haven	CT	06473		3/29/2023	0	2	0.0124
M20890	Active	Wholesaler	The Granite Group	The Granite Group	45 Connolly Drive	Old Saybrook	CT	06475	603-545-3377	3/27/2023	0	9	0.0558
M13808	Active	Wholesaler	The Granite Group	The Granite Group	873 NORWICH RD	PLAINFIELD	CT	06374	603-545-3377	3/13/2023	0	11	0.0806
M22133	Active	HHW	Somers	Somers Recycling Center	127 Egypt Road	Somers	CT	06071		10/10/2023	0	32	0.2108
M22343	Active	HVAC Contractor	Fox Heating	Fox Heating	37 Westford Ave	Stafford Springs	CT	06076	(860) 875-1416	8/18/2023	0	55	0.341
M17813	Active	Wholesaler	B&F Johnstone Supply	Johnstone Supply	156 Magee Avenue	Stamford	CT	06902	203-359-2626	1/9/2023	0	54	0.4154
M18256	Active	Wholesaler	Plimpton & Hills Corp	Plimpton & Hills Corp.	92 Research Drive	Stamford	CT	06906	203-965-5959	7/3/2023	0	3	0.031
M21742	Active	Wholesaler	Watsco	TempAir Company	67 Southfield Avenue	Stamford	CT	06902	203-357-1727	8/4/2023	0	2	0.0124
M19935	Active	Wholesaler	Watsco	TempAir Company	67 Southfield Avenue	Stamford	CT	06902	203-357-1727	8/10/2023	0	2	0.0124
M18261	Active	Wholesaler	Plimpton & Hills Corp	Plimpton & Hills Corp.	790 Main Street	Torrington	CT	06790	860-482-0238	8/15/2023	0	11	0.0744
P10237	Active	Wholesaler	Wallingford Winnelson Co.	Wallingford Winnelson Co.	1068 N. Farms Road Bldg. 1	Wallingford	CT	06492	203-265-1116	3/29/2023	0	18	0.1116
P10237	Active	Wholesaler	Wallingford Winnelson Co.	Wallingford Winnelson Co.	1068 N. Farms Road Bldg. 1	Wallingford	CT	06492	203-265-1116	12/6/2023	0	7	0.0434
M18651	Active	Wholesaler	F.W. Webb	Fw Webb Company	737 Bank St.	Waterbury	CT	06708	203-574-5959	5/19/2023	0	124	0.7874
M19618	Active	Wholesaler	Sid Harvey	Sid Harvey Industries	278 RAILROAD HILL ST	WATERBURY	CT	06708	203-756-4480	9/12/2023	0	72	0.7564
M19302	Active	HVAC Contractor	Wesson Energy	Wesson Energy	165 RAILROAD HILL STREET	WATERBURY	CT	06708	203-756-7041	5/18/2023	0	114	0.7502
M21167	Active	Wholesaler	F.W. Webb	F.W. Webb	570 Vauxhall Street Ext	Waterford	CT	06385	860-629-5900	3/21/2023	0	8	0.0682
M21167	Active	Wholesaler	F.W. Webb	F.W. Webb	570 Vauxhall Street Ext	Waterford	CT	06385	860-629-5900	5/19/2023	0	6	0.0372
M21422	Active	Wholesaler	Plimpton & Hills Corp	Plimpton & Hills Corp	183 Dexter Avenue	West Hartford	CT	06110		3/29/2023	0	51	0.3348
M18645	Active	HVAC Contractor	West Side Oil	West Side Oil	27 Babbs Road	West Suffield	CT	06093	860-668-4322	11/27/2023	3	17	0.1674
M19990	Active	HVAC Contractor	Harp Mechanical	Harp Mechanical	483 Spring Street	Windsor Locks	CT	06096	860-623-4350	9/13/2023	0	120	0.837

Connecticut

2023 Collection Location Container Requests

Bin Assignment Date	Container Type	Bin: Bin Bar Code	Name	Location Type	Physical Address - Street 1	Physical Address - City	Physical Address - State	Physical Address - Zip Code	Physical Address - County
11/6/2023	Pail	P10764	Town Of Granby	HHW	15 N. Granby Road	Granby	CT	06035	Hartford
8/1/2023	Bin	M22344	Fox Heating	HVAC Contractor	37 Westford Ave	Stafford Springs	CT	06076	Tolland
8/1/2023	Bin	M22343	Fox Heating	HVAC Contractor	37 Westford Ave	Stafford Springs	CT	06076	Tolland
4/26/2023	Bin	M22223	Goodman Distribution - New Haven	Wholesaler	50 Ives Place	New Haven	CT	06511	New Haven
3/19/2023	Bin	M22148	Somers Public Works Department	Wholesaler	93 Egypt Road	Somers	CT	06071	Tolland
3/8/2023	Bin	M22133	Somers Recycling Center	HHW	127 Egypt Road	Somers	CT	06071	Tolland