
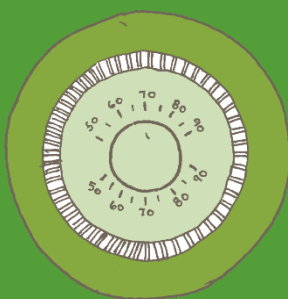


# 2023 ANNUAL REPORT

## NEW HAMPSHIRE



# TABLE OF CONTENTS

Thermostat Recycling Corporation Governance _____	3
Thermostat Recycling Corporation Board Members _____	3
Thermostat Recycling Corporation Dues Paying Members _____	3
Thermostat Recycling Corporation Staff _____	3
Letter From The Executive Director _____	4
NEW HAMPSHIRE _____	5
2023 Collections and Evaluation _____	5
2023 Collections by Brand _____	29
2023 Summary of the Program Expenses _____	31
2023 Education and Outreach _____	32
2024 Program Modifications _____	43
Contact Information _____	44
Appendices _____	45

# THERMOSTAT RECYCLING CORPORATION GOVERNANCE

## Thermostat Recycling Corporation Board Members

Arnie Meyer (Chairman)  
*Resideo / Honeywell Home (f/k/a Honeywell)*

Charles Ketterer (Vice-Chairman)  
*Emerson Technologies (White Rodgers)*

Bob Johnson (Treasurer)  
*Lennox Industries*

## Thermostat Recycling Corporation Dues Paying Members

Bard Manufacturing Company, Inc.	ITT Inc.
Burnham LLC	Johnson Controls
Carrier Corporation	Lennox International Inc.
Chromalox, Inc.	Google
ClimateMaster, Inc.	Nortek Global HVAC, LLC
Crane Company	Rheem Manufacturing Company
Daikin Applied (McQuay)	Schneider Electric USA, Inc.
Dwyer Instruments, Inc.	Taco, Inc.
ecobee	The Marley-Wylain Company
Empire Comfort Systems	TPI Corporation
General Electric Company	Trane Residential Systems
Goodman Distribution, Inc.	Uponor, Inc.
Ademco Inc., wholly owned subsidiary of Resideo Technologies, Inc. (Honeywell Home)	W. W. Grainger, Inc.
Hunter Fan Company	White Rodgers, a division of Emerson Electric Co.

## Thermostat Recycling Corporation Staff

Danielle Myers  
*Executive Director*

Dahlia Brennan  
*Operations Administrator*

# LETTER FROM THE EXECUTIVE DIRECTOR

As we move forward, it becomes increasingly difficult to maintain the same level of mercury thermostat collections because we continue to make strides toward eliminating every last mercury thermostat. We are dedicated to fulfilling TRC's mission to promote the safe collection and proper disposal of mercury-containing thermostats while keeping mercury out of the waste stream in order to protect the environment.

As existing regulations around manufacturer funded mercury thermostat collections sunset, we remain steadfast in our efforts and will continue to collect mercury containing thermostats in all 48 contiguous states. We appreciate that legislators recognize our decades of effort and success.

TRC will continue to target mercury thermostat collections and work with our partners in the HVAC industry, the waste sector, the energy sector, and the regulatory community to achieve positive results. As you might expect, our numbers will decrease because of our previous successes, but our diligence and dedication remain.

We are happy to provide you with this year's annual report. Please do not hesitate to contact us with comments or questions.

Sincerely,

A handwritten signature in cursive script that reads "Danielle Myers".

Danielle Myers, Executive Director

# NEW HAMPSHIRE

## 2023 Collections and Evaluation

The following analytical report details the annual program performance for mercury thermostat collection in the state of New Hampshire in 2023.

A few of the program highlights for 2023 are included below:

- In 2023 the program **collected 6.6 lbs. of mercury** in New Hampshire. Since 2001, the annual quantity of mercury collected in New Hampshire has averaged 10.4 lbs.
- The program collected **982 whole thermostats in 2023**. This was a 21% increase over the number of thermostats collected in 2022. Since 2001, the average thermostat count per year is 1,270.
- The average **number of whole thermostats collected per bin in 2023 was 34 thermostats**, an increase from 25 in 2022.
- The counties with the most bins and thermostats returned in 2023 were **Merrimack County (9 bins, 419 thermostats)**, **Hillsborough County (11 bins, 352 thermostats)**, and **Rockingham County (3 bins, 127 thermostats)**.
- In 2023, **20% of the partner locations returned at least one bin**.
- **A total of 20 'Miss You' calls were placed in 2023.**

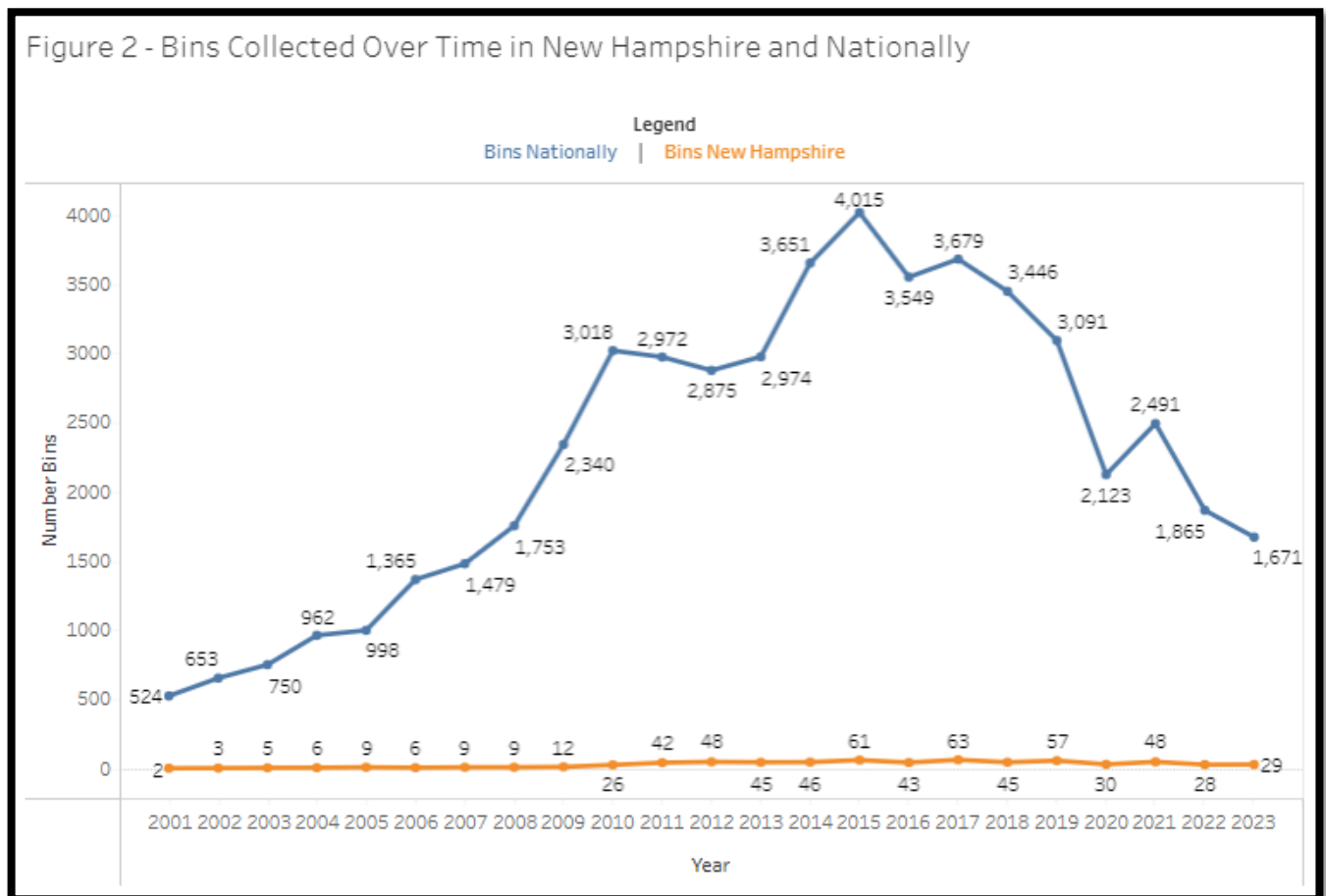
## Section 1: Program Analytics

Section 1 of this report examines the annual performance of the thermostat collection recycling program in terms of bins, thermostats, and mercury collected as well as the year-over-year progression of the program. On average, the program has collected 10.4 lbs. of mercury and 1,270 whole thermostats per year since 2001. In 2023 the program collected 6.6 lbs. of mercury from 982 thermostats. Figure 1 displays the total number of bins, the total number of thermostats, and the quantity of mercury collected in the state since the beginning of the program.

Figure 1 - Program Performance Over Time

Year	Number Bins	Number Thermostats	Mercury (Lb)
2001	2	173	1.1
2002	3	226	2.1
2003	5	398	3.5
2004	6	545	4.0
2005	9	1,053	7.9
2006	6	484	3.9
2007	9	615	4.8
2008	9	546	4.4
2009	12	790	8.0
2010	26	1,652	13.3
2011	42	2,085	16.2
2012	48	2,397	18.6
2013	45	1,792	13.2
2014	46	1,881	14.9
2015	61	2,652	21.3
2016	43	2,141	18.9
2017	63	2,420	18.1
2018	45	1,553	14.6
2019	57	1,864	17.9
2020	30	934	11.4
2021	48	1,219	8.9
2022	28	812	5.7
2023	29	982	6.6
Total	672	29,214	239.3
Average	29	1,270	10.4

Figure 2 displays the number of bins collected in New Hampshire since the initiation of the collection program, as well as the total number of bins collected in the U.S. over the same period. The number of bins collected in New Hampshire has generally increased from 2001 to 2012. In 2015, bin returns increased again, peaking with highest number of bins returned in 2017 with 63 bins. In 2023, the number of bins returned was 29 bins.



The 6.6 lbs. of mercury collected in New Hampshire in 2023 was 15% higher than the 5.7 lbs. collected in 2022. Figure 3 displays the quantity of mercury collected in New Hampshire over time as well as the annual percent change in New Hampshire and nationally.

Figure 3 - Quantity (Lb) of Mercury Collected in Program and Annual Changes to New Hampshire and Nationally

Year	Mercury (Lb)	% Change New Hampshire	% Change Nationally
2001	1.1		89%
2002	2.1	99%	14%
2003	3.5	62%	11%
2004	4.0	15%	17%
2005	7.9	97%	11%
2006	3.9	-51%	32%
2007	4.8	23%	2%
2008	4.4	-9%	16%
2009	8.0	83%	16%
2010	13.3	68%	26%
2011	16.2	21%	4%
2012	18.6	15%	-5%
2013	13.2	-29%	-5%
2014	14.9	13%	13%
2015	21.3	43%	-1%
2016	18.9	-11%	-15%
2017	18.1	-4%	-7%
2018	14.6	-20%	-42%
2019	17.9	23%	5%
2020	11.4	-36%	-35%
2021	8.9	-22%	5%
2022	5.7	-36%	-28%
2023	6.6	15%	1%
Average	10.4		



New Hampshire collected 982 thermostats in 2023. This was a 21% increase over the number of thermostats collected in 2022. Figure 4 displays the total number of thermostats collected in New Hampshire and nationally, and Figure 5 shares the underlying data as well as the calculated annual percent change.

Figure 4 - Number of Whole Thermostats Collected Over Time in New Hampshire and Nationally

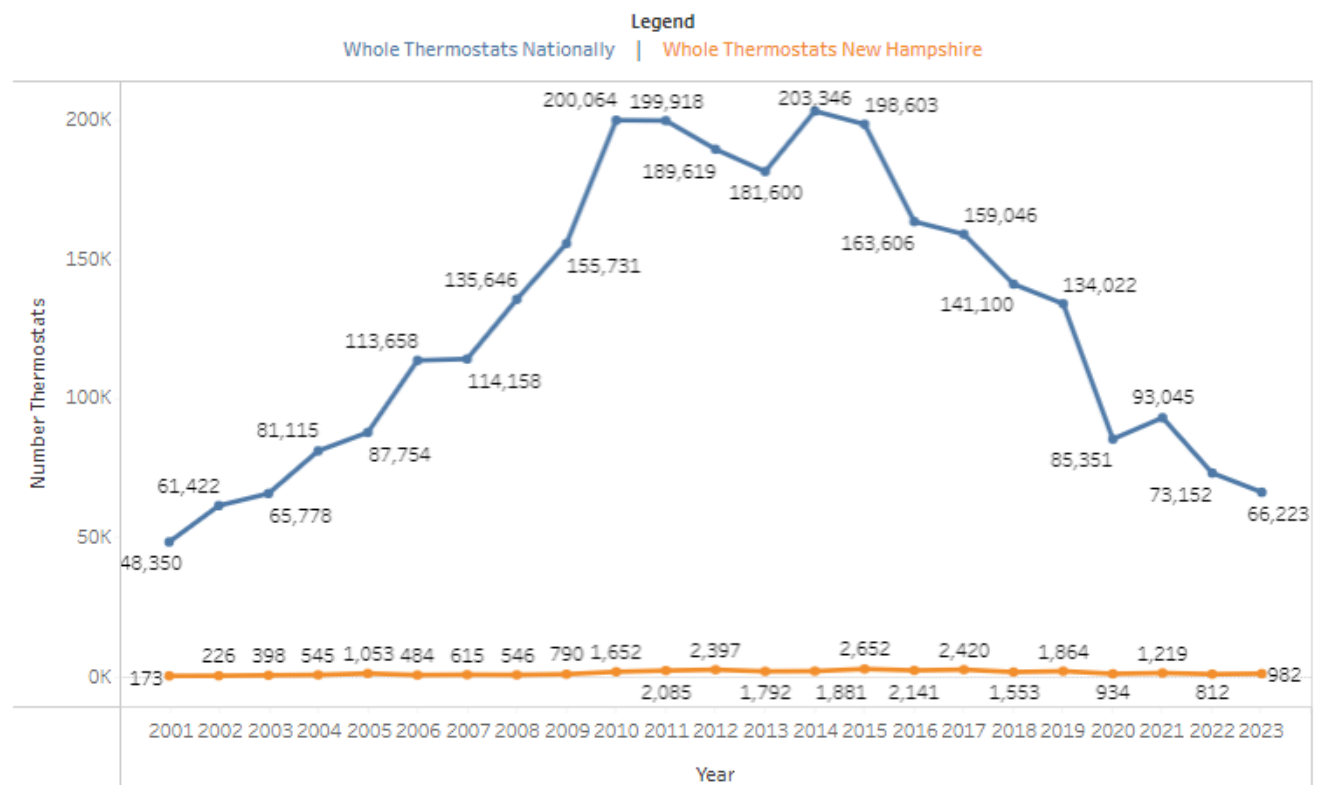


Figure 5 - Whole Thermostats Collected in New Hampshire and Nationally Over Time and Annual Percent Change

Year	Number Thermostats New	% Change New Hampshire	% Change Nationally
2001	173		
2002	226	31%	27%
2003	398	76%	7%
2004	545	37%	23%
2005	1,053	93%	8%
2006	484	-54%	30%
2007	615	27%	0%
2008	546	-11%	19%
2009	790	45%	15%
2010	1,652	109%	28%
2011	2,085	26%	0%
2012	2,397	15%	-5%
2013	1,792	-25%	-4%
2014	1,881	5%	12%
2015	2,652	41%	-2%
2016	2,141	-19%	-18%
2017	2,420	13%	-3%
2018	1,553	-36%	-11%
2019	1,864	20%	-5%
2020	934	-50%	-36%
2021	1,219	31%	9%
2022	812	-33%	-21%
2023	982	21%	-9%
Average	1,270		

Figure 6 displays the monthly distribution of bins and thermostats collected in New Hampshire in 2023.

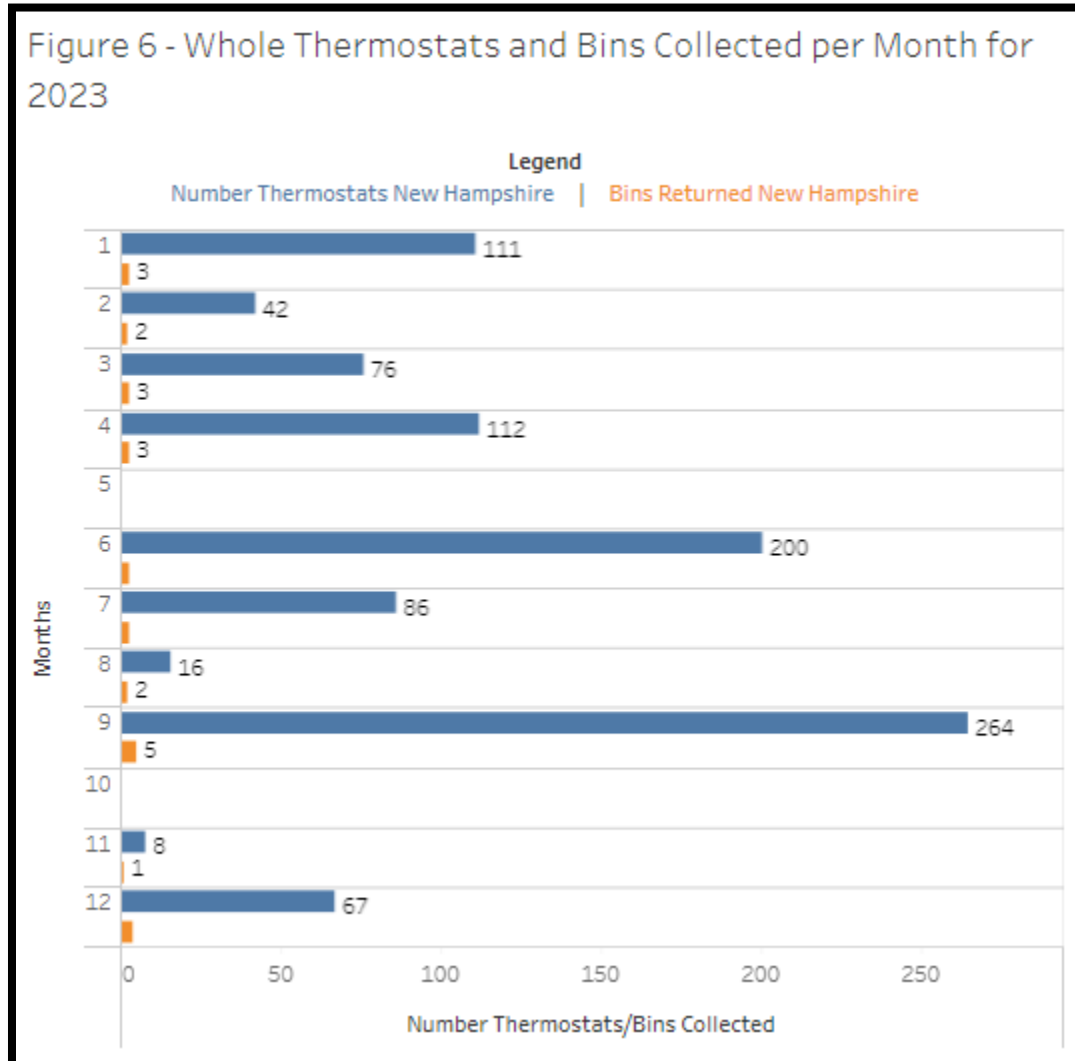


Figure 7 shows the average number of thermostats per bin returned per month for the year.

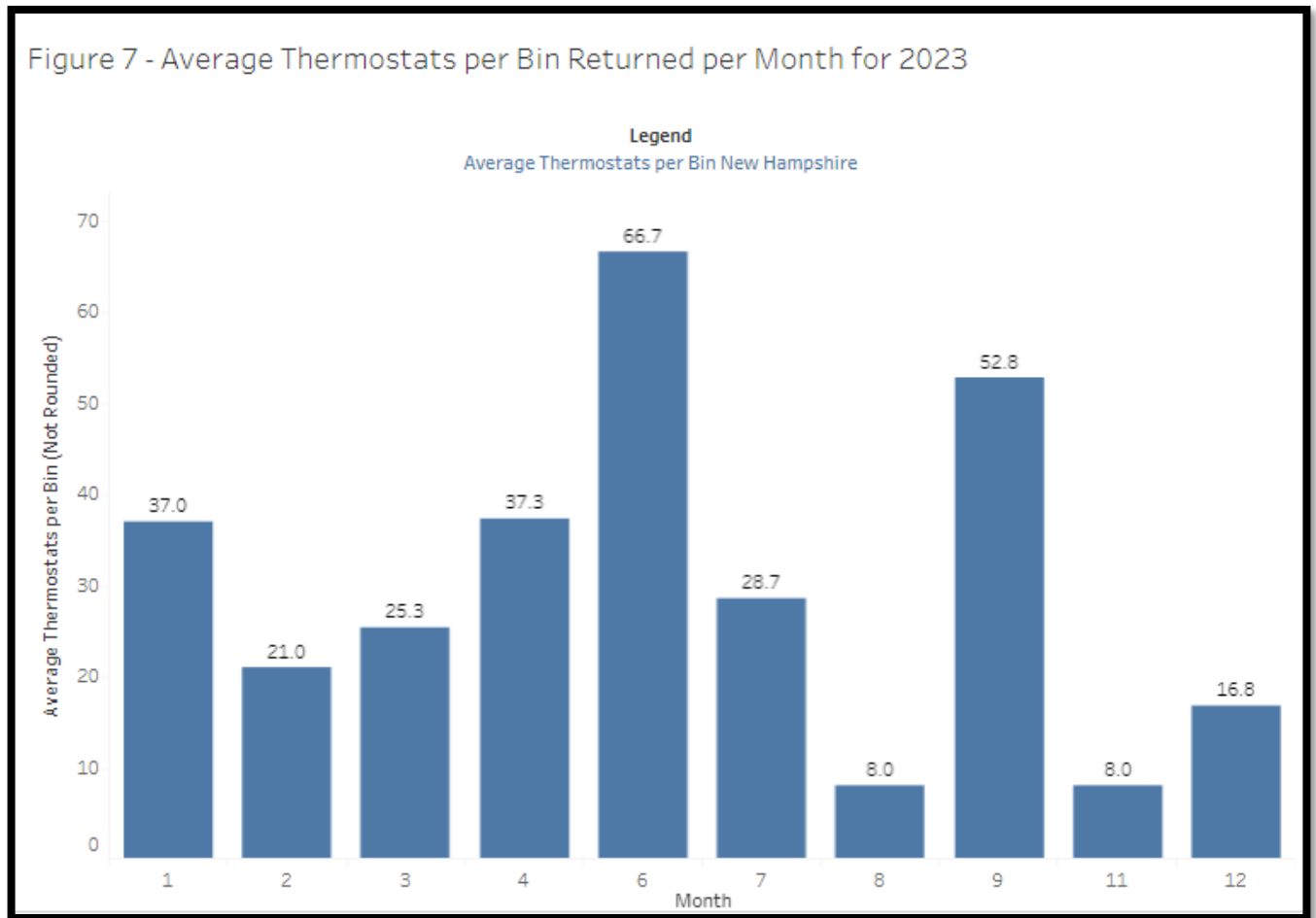


Figure 8 displays the average number of thermostats returned per bin in New Hampshire and in the U.S. since the beginning of the New Hampshire program. Nationally, the number of thermostats per bin has been decreasing annually since 2000. In New Hampshire a similar pattern is observed but for a few specific years. The number of thermostats per bin in 2023 (34 thermostats per bin avg.) increased from 2022 (29 thermostats per bin avg.).

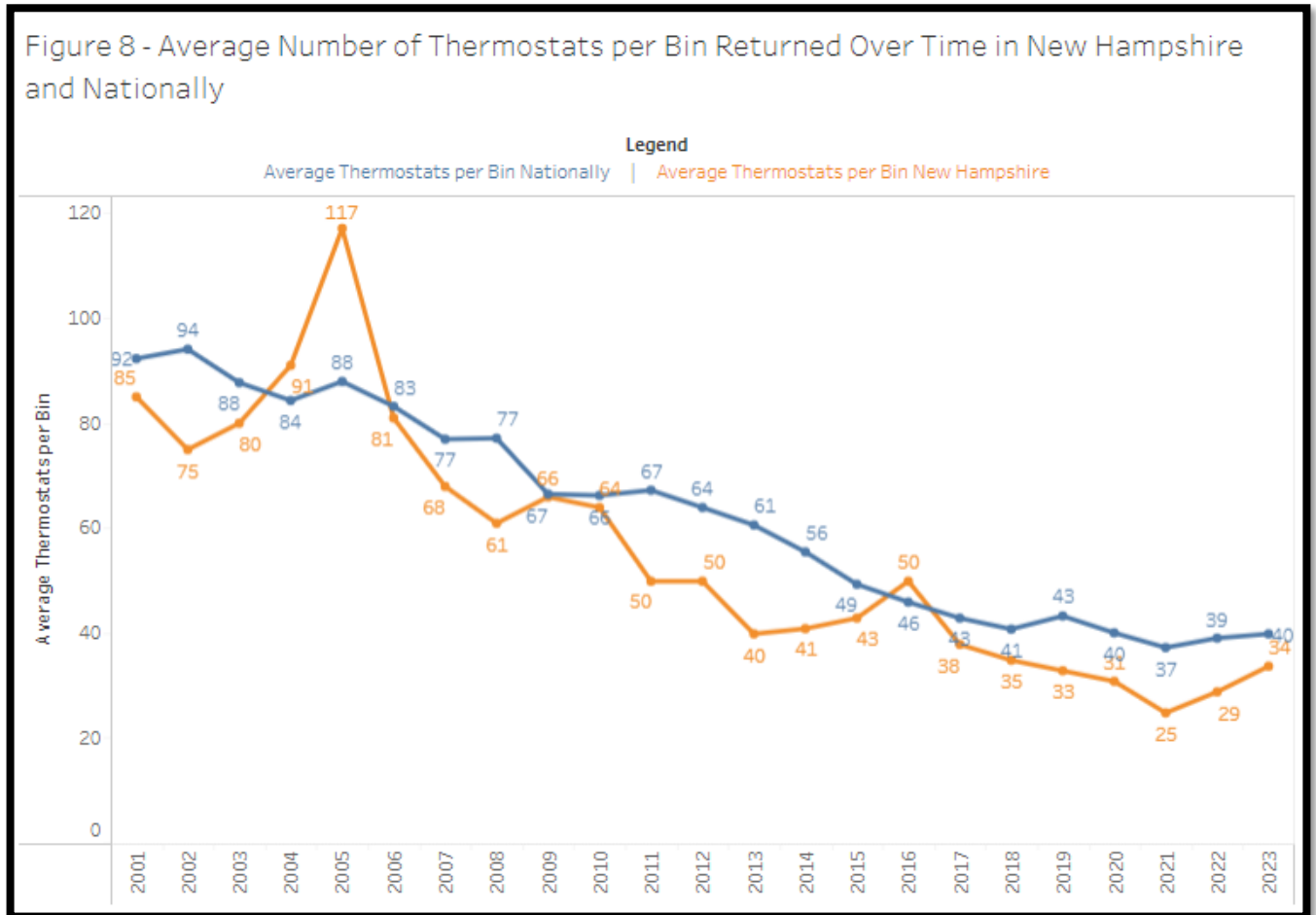
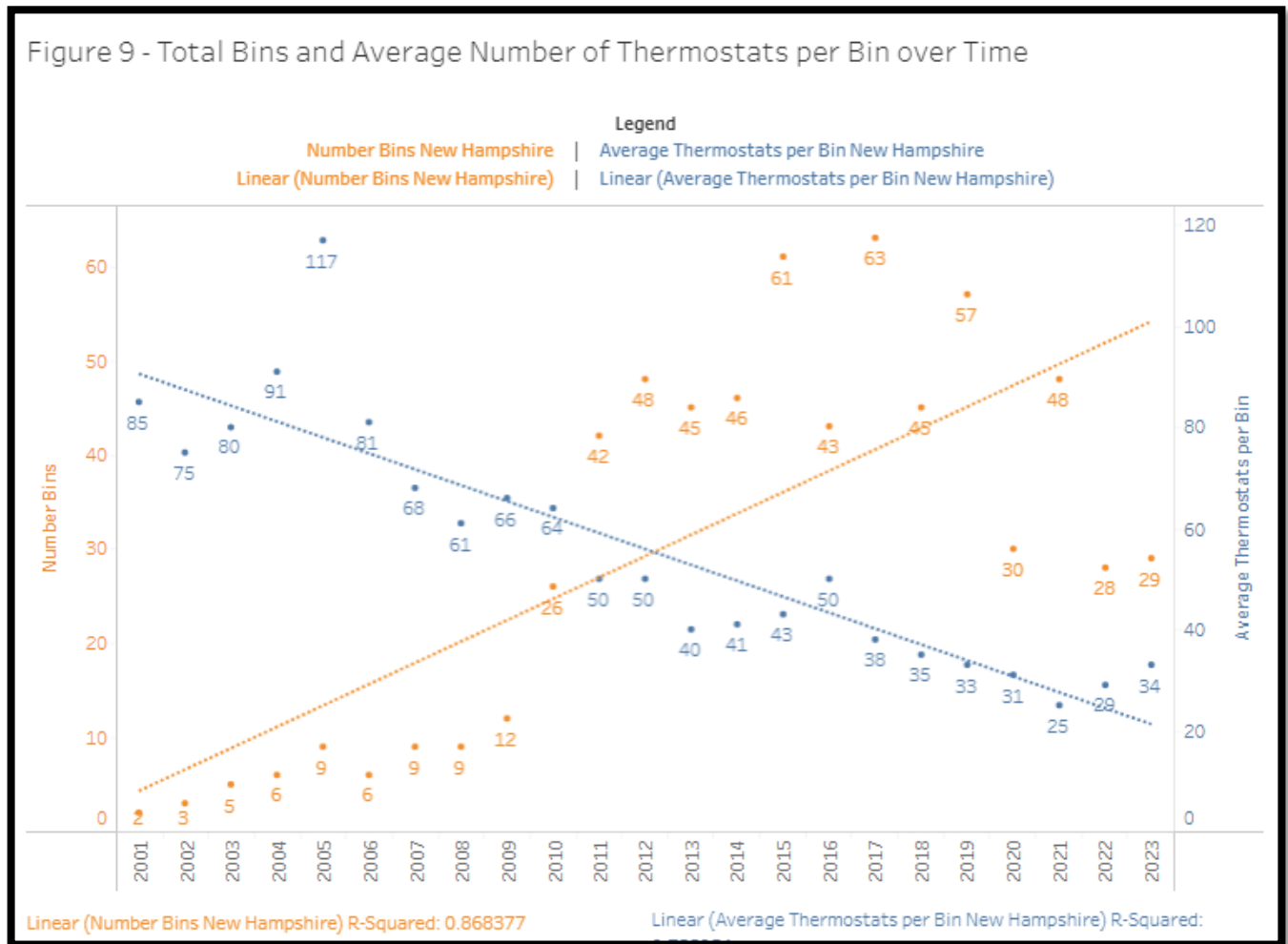


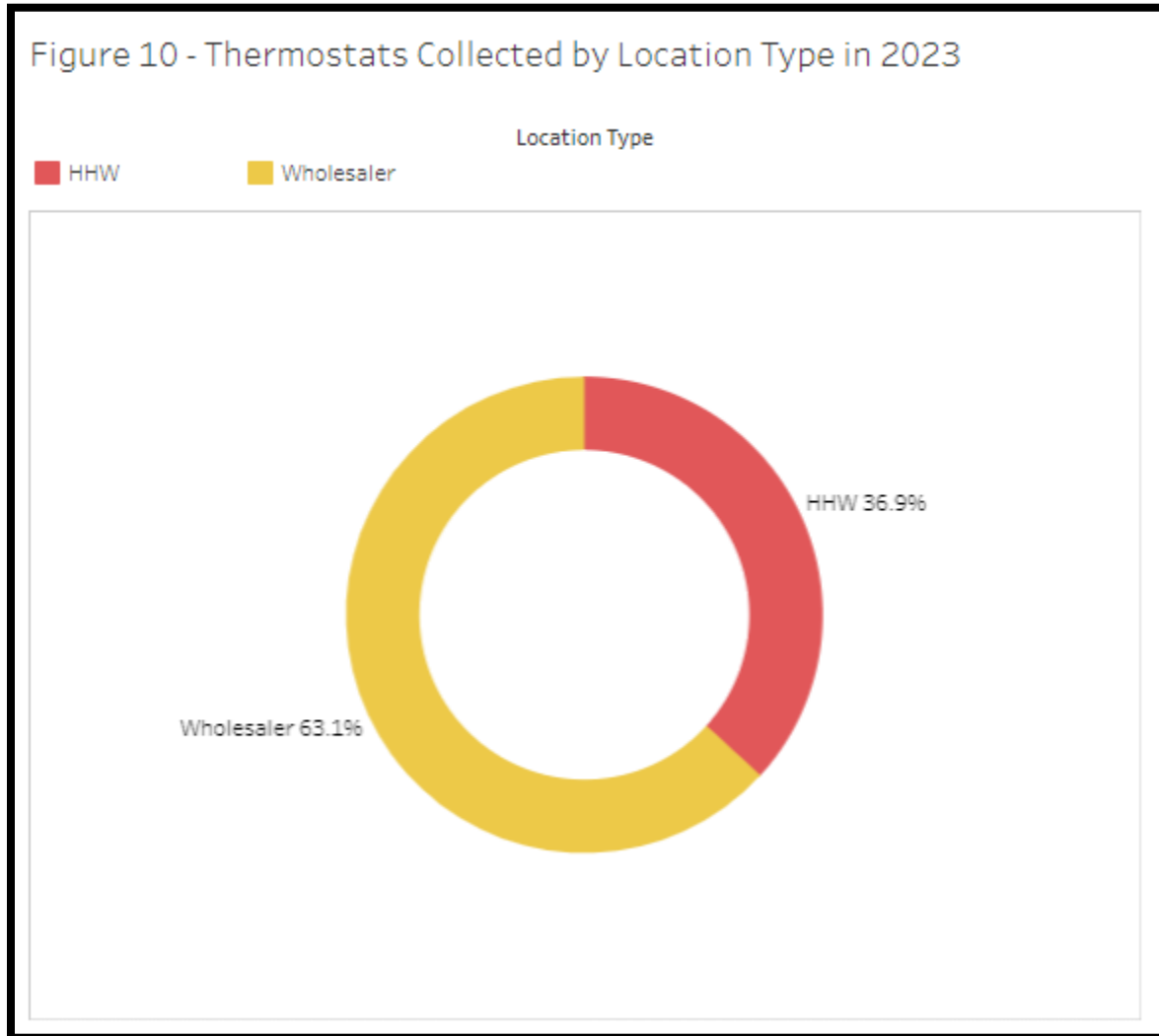
Figure 9 plots the total bins returned over time along with the average number of thermostats per bin over the same period. In general, the number of bins returned in New Hampshire increased steadily from 2001 to 2017. At the same time, thermostats per bin remained consistent until 2009, after which the trend in thermostats per bin dropped. A negative correlation has been identified between the number of bins returned since 2009 and the number of thermostats per bin.



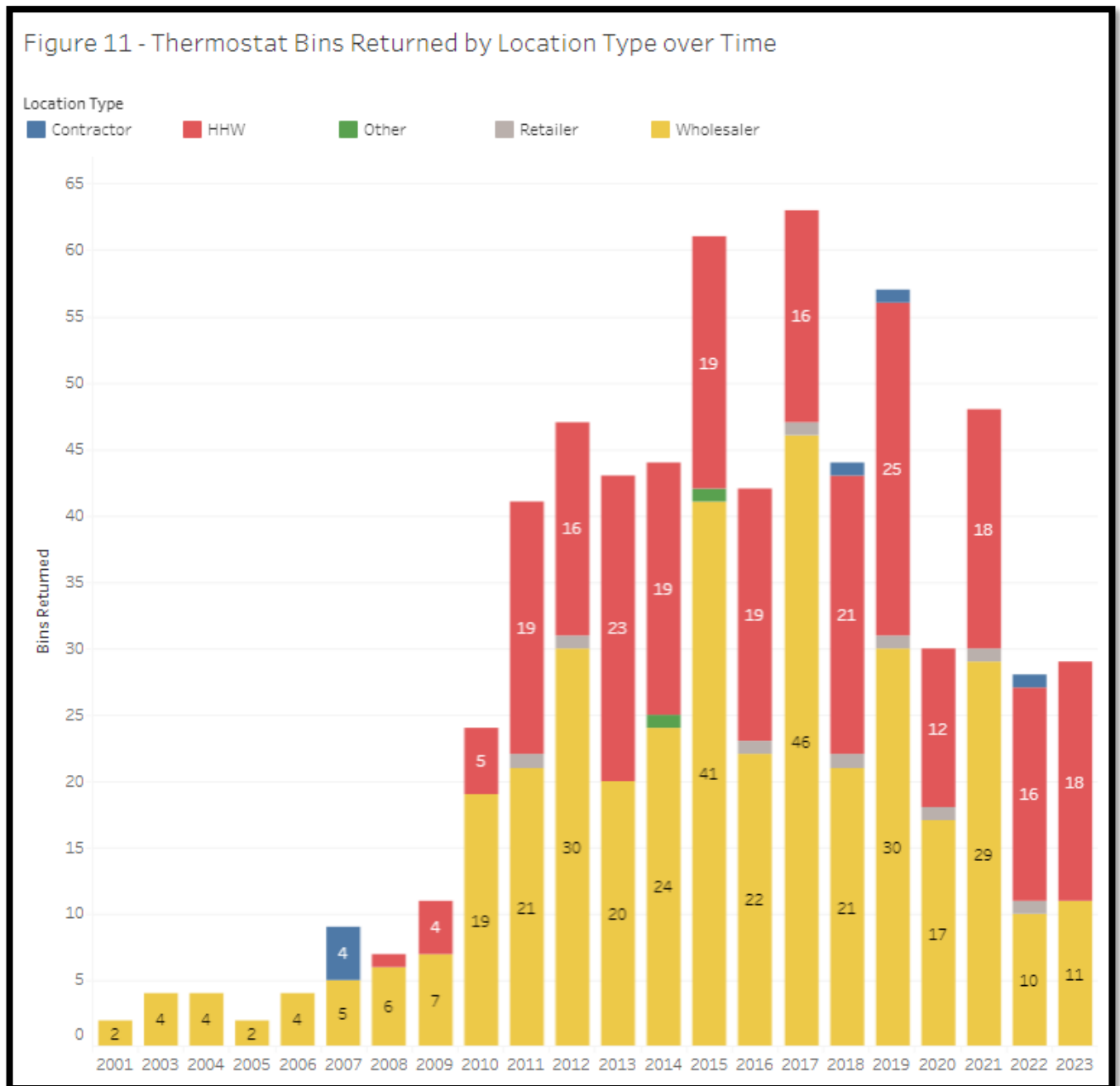
## SECTION 2: Channel Partner Analysis

Section 2 of the report examines the partner locations in more detail. Thermostats collected in New Hampshire were through wholesalers (63.1%) and household hazardous waste facilities (36.9%).

Figure 10 shows the distribution of thermostats collected by location type in 2023.



The number of bins returned in 2023 increased from 2022 levels across wholesalers and household hazardous waste facilities. Figure 11 displays the change in the number of bins returned by thermostat collection type over time in New Hampshire.





In 2023, 20% of New Hampshire locations possessing a collection bin sent back at least one bin for recycling, an increase from the 15% in 2022. The distribution is displayed in Figure 12.

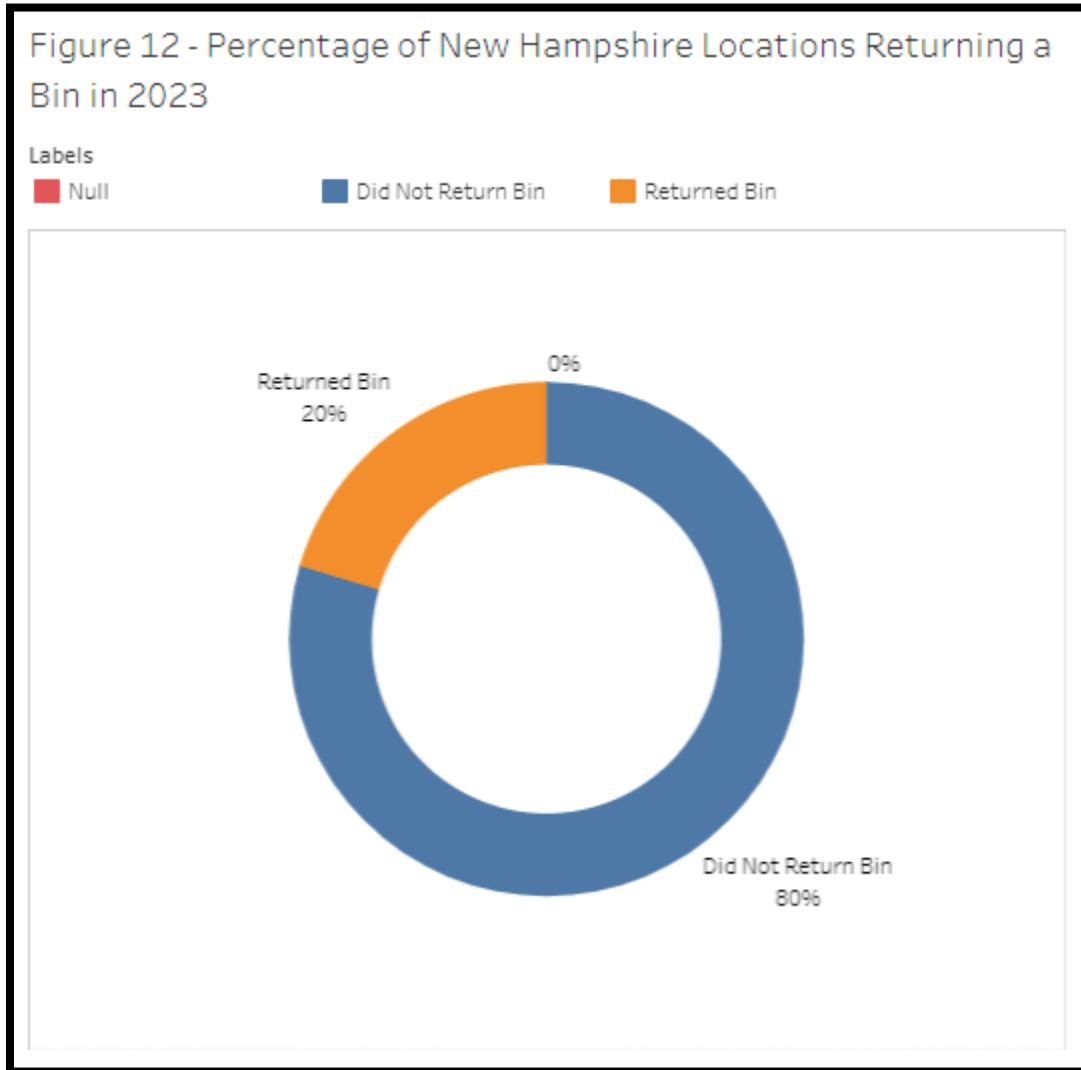


Figure 13 displays the total bins and thermostats returned by county in 2023. An analysis of the top performing counties revealed that Merrimack County (9 bins, 419 thermostats), Hillsborough County (11 bins, 352 thermostats), and Rockingham County (3 bins, 127 thermostats) returned the greatest number of bins and thermostats in 2023.

Figure 13 - Bins Returned and Total Thermostats Returned 2023 by County

	Number Thermostats	Number Bins
Merrimack	419	9
Hillsborough	352	11
Rockingham	127	3
Grafton	67	3
Belknap	10	1
Strafford	4	1
Cheshire	3	1

TRC partner The Granite Group (380 thermostats) returned the highest number of thermostats in New Hampshire in 2023, followed by Sid Harvey (123 thermostats) and Dowling Corporation (84 thermostats). Apart from these locations, one other program partner returned more than 50 thermostats each. Figure 14 displays the top performers in terms of total thermostats returned in 2023.

Figure 14 - Top 10 Performing TRC Partners in New Hampshire

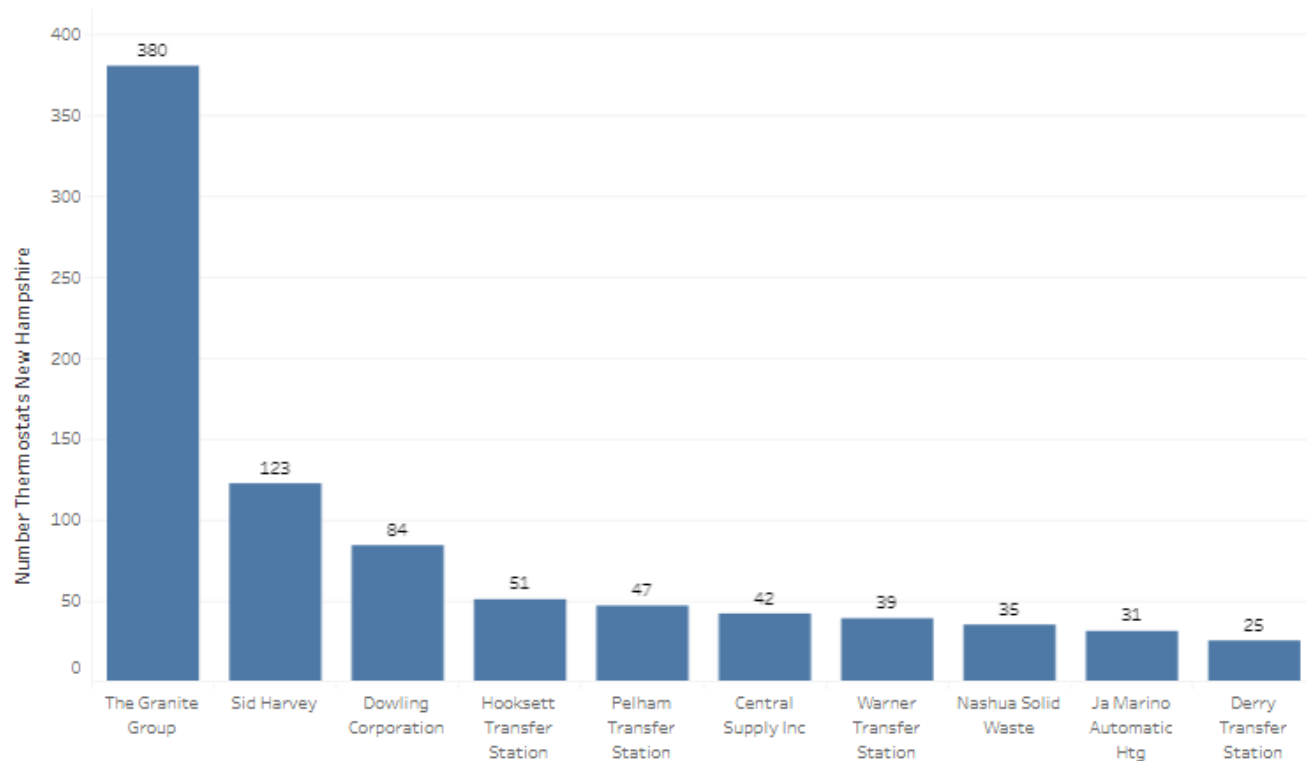


Figure 15 includes the top performers for 2023 by each of the following categories: total bins returned, total thermostats returned, and average number of thermostats per bin.

Figure 15 - Top 10 Performing Partners by Total Bins, Total Thermostats, and Average Thermostats per Bin

	Number Thermostats	Number Bins	Average Thermostats per Bin
The Granite Group	380	4	95
Sid Harvey	123	1	123
Dowling Corporation	84	1	84
Hooksett Transfer Station	51	2	26
Pelham Transfer Station	47	1	47
Central Supply Inc	42	1	42
Warner Transfer Station	39	1	39
Nashua Solid Waste	35	1	35
Ja Marino Automatic Htg	31	1	31
Derry Transfer Station	25	1	25

TRC conducted 'miss you' calls in 2023 to increase the number of bins and thermostats returned in New Hampshire. These activities included 'miss you' calls to collection locations that may not have returned a bin recently. In 2023, a total of 20 'miss you' calls were placed. Figure 16 displays the relationship between the number of site visits per month (0), the bins returned per month, and the number of thermostats (in 100's) returned per month.

Figure 16 - Relationship Between Site Visits and Bins and Thermostats Returned Per Month in 2023

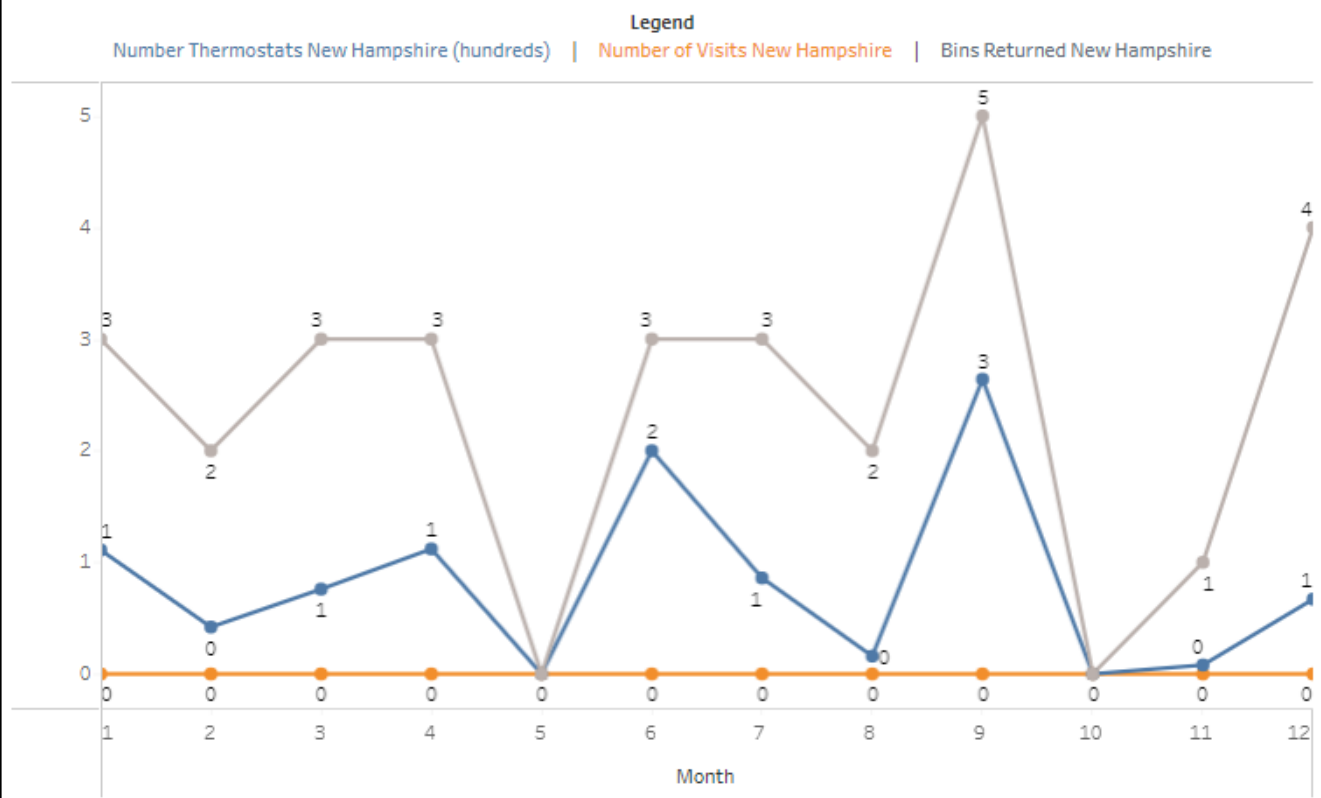
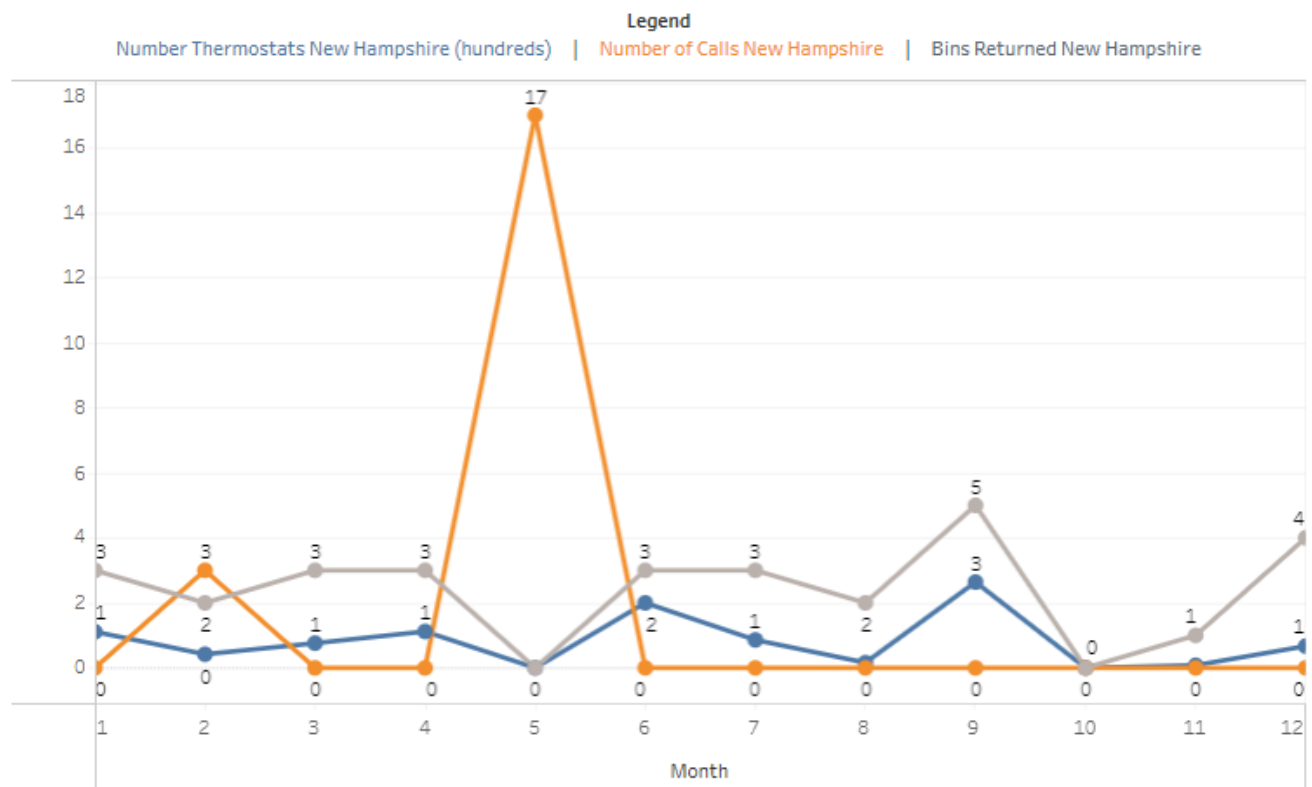


Figure 17 displays the relationship between the number of calls per month, the bins returned per month and the number of thermostats (by 100's) returned per month. In 2023, there was no correlation between activities performed and the number of thermostats returned.

Figure 17 - Relationship Between 'Miss You' Calls and Bins and Thermostats Returned per Month in 2023



### SECTION 3: Comparisons to National and Other States' Data

To compare how the New Hampshire collection partners performed in 2023, the national average for the number of bins returned per location that returned at least one bin was calculated and compared to the New Hampshire average since 2012. The average number of bins does not include locations that did not return any bins in that year. It should be noted that when making comparisons each state has different regulations, a different mix of housing types, local policies, and incentives that may have a unique impact on returns. Overall, the average number of bins returned per location per year was lower in New Hampshire than the U.S. average, as shown in Figure 18.

Figure 18 - Average Number of Bins Returned Per Location Per Year

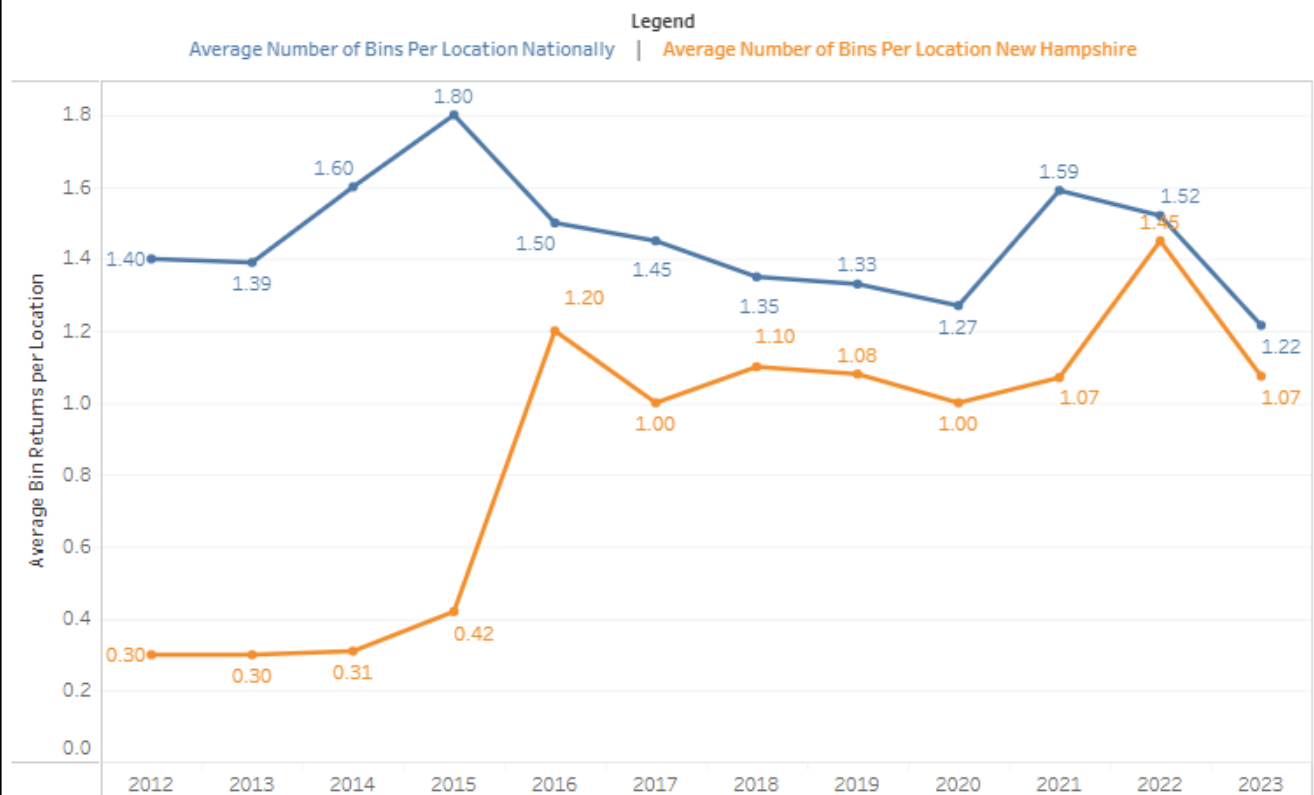


Figure 19 displays the locations in New Hampshire that returned more than one bin in any year since 2020, and Figure 20 displays the top 10 partners in the U.S. over the same period in terms of the number of bins returned.

Figure 19 - Partner Locations in New Hampshire Returning More than 1 Bin per Last 4 Years

2019		2021	
F.W. Webb	8	The Granite Group	6
S.G. Torrice Co	3	F.W. Webb	5
The Granite Group	3	Smithfield Plumbing & Heating Supply	2
Api Of Nh	2	2022	
Ferguson	2	F.W. Webb	3
Town Of Holderness	2	S.G. Torrice Co	2
2020		Town Of Holderness	2
The Granite Group	6	2023	
F.W. Webb	4	The Granite Group	4
Sid Harvey	2	Hooksett Transfer Station	2



Figure 20 - Top 10 Performing Partner Locations Nationwide in Bins Returned Last 4 Years

2020		2022	
Johnstone Supply	247	Johnstone Supply	246
R. E. Michel Co.	158	R.E. Michel Co.	157
United Refrigeration	87	United Refrigeration	80
Ferguson	72	Ferguson	46
Us Air Conditioning Distri..	56	Us Air Conditioning Distri..	43
Lennox	47	Lennox	42
Sid Harvey	36	Refrigeration Supplies Di..	42
F.W. Webb	30	Watsco	35
Wheelabrator	22	Sid Harvey	32
Rise Engineering	13	F.W. Webb	31
2021		2023	
Johnstone Supply	303	Johnstone Supply	213
R. E. Michel Co.	190	R. E. Michel Co.	113
United Refrigeration	123	United Refrigeration	86
Ferguson	69	Ferguson	59
Lennox	60	Lennox	41
Goodman Distribution	46	Goodman Distribution	33
Refrigeration Supplies Di..	39	US Air Conditioning Distributors (USACD)	33
Watsco	38	F.W. Webb	31
F.W. Webb	37	Refrigeration Supplies Distributor (RSD)	30
Us Air Conditioning Distri..	37	Sid Harvey	24

Figure 21 displays total percentage of locations that actively participated in the program (active participation defined as sending back at least one bin) in 2023, for all the states that mandate thermostat returns reporting as well as the U.S. national average for all states (reporting and non-reporting). In 2023, 20% of the locations in New Hampshire returned at least one bin compared to a national average of 18%. The highest percentage of locations returning a bin in 2023 amongst states that mandate thermostat returns reporting was Rhode Island (73%).

Figure 21 - Percent of Locations Returning a Bin in 2023

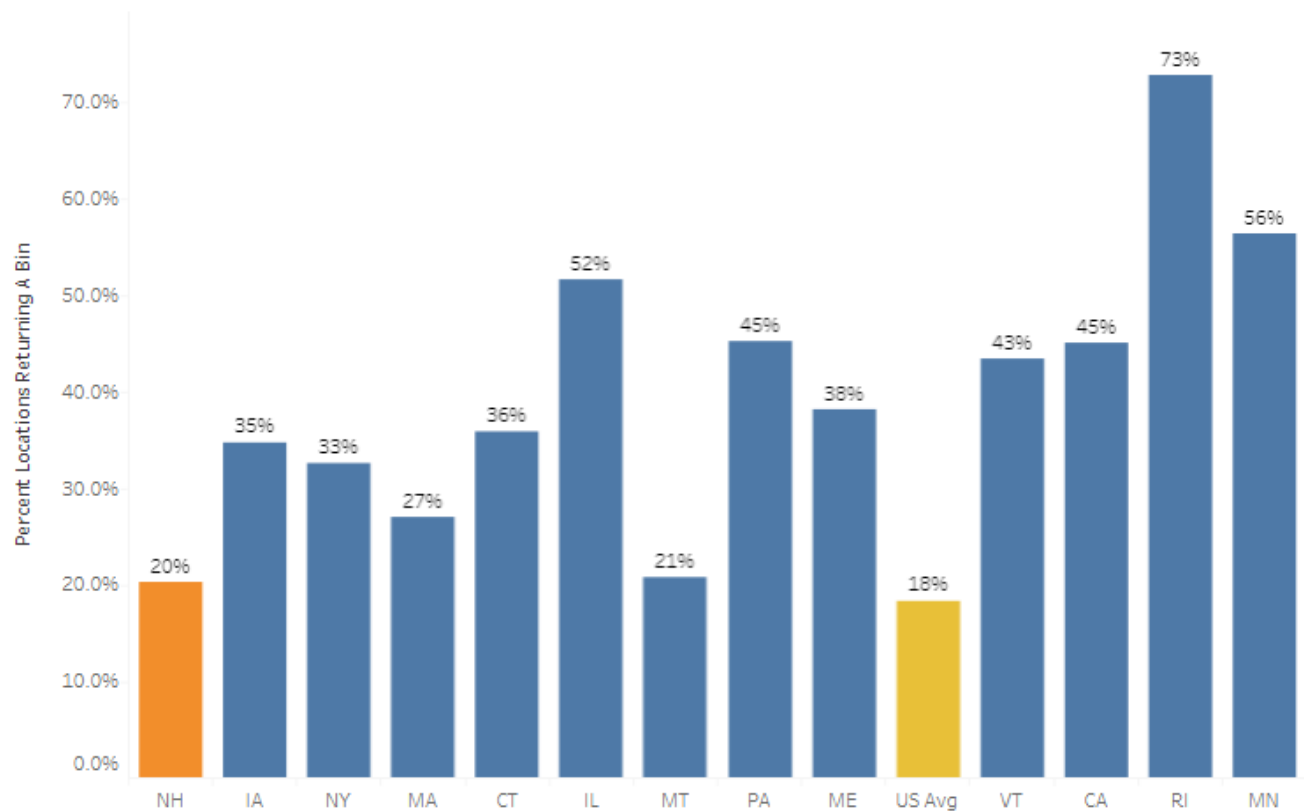


Figure 22 compares the New Hampshire and national rates for several analytics. These include: total whole thermostats, bins, and loose switches collected, number of thermostats collected by total locations and per actively participating locations, number of thermostats per bin returned on average, equivalent average, and number of mercury thermostat equivalents returned in 2023. The equivalent average is an average of the number of switches in whole thermostats collected in New Hampshire, and it is used to represent and equivalent number of thermostats from returned loose switches. The thermostat equivalent number includes the totals of whole thermostats returned plus the number of thermostats estimated from loose switches. Figure 23 ranks the states for each category. The states displayed are those that mandate thermostat returns reporting and the U.S. average is for all states that return bins (reporting and non-reporting).

Figure 22 - Comparison of States and US Average Among Several Categories

State	Whole Thermostats	Bins	Loose Switches	Thermostats returned per total # of locations with bins	Average Thermostats per bin	Average Thermostats collected per location that returned	Equivalent Average	Thermostats Equivalent in 2023	% Change over previous year
CA	5,933	318	5,188	8	19	14	1.6145	9,146	32%
CT	1,457	45	9	7	32	19	1.1764	1,465	-38%
IA	1,102	26	559	9	42	24	1.3385	1,520	-16%
IL	2,623	72	9	7	36	12	1.1575	2,631	3%
MA	5,899	84	588	18	70	63	1.1673	6,403	-23%
ME	2,538	78	1	13	33	30	1.0445	2,539	11%
MN	5,761	88	1,388	43	65	74	1.1366	6,982	-16%
NH	982	29	0	5	34	24	1.0825	982	20%
NY	2,118	80	404	4	26	12	1.2186	2,450	-44%
PA	6,086	119	1,096	18	51	39	1.3227	6,915	31%
RI	1,508	24	3	34	63	44	1.0889	1,511	-2%
VT	1,690	64	66	11	26	22	1.0964	1,750	25%
US Avg	1,382	35	456	12	40	19	1.3150	1,729	-1%

Figure 23 - Comparison of States and US Average Among Several Categories, Rankings

	Whole Thermostats	Bins	Loose Switches	Thermostats returned per total # of locations with bins	Average Thermostats per bin	Average Thermostats collected per location that returned at least one bin in 2023	Equivalent Average	Thermostat Equivalents in 2023	% Change over previous year
1	PA	CA	CA	MN	MA	MN	CA	CA	MT
2	CA	PA	MN	RI	MN	MA	IA	MN	CA
3	MA	MN	PA	MA	RI	RI	PA	PA	PA
4	MN	MA	MA	PA	PA	PA	US Avg	MA	VT
5	IL	NY	IA	ME	IA	ME	NY	IL	NH
6	ME	ME	US Avg	US Avg	IA	MT	ME	ME	ME
7	NY	IL	US Avg	VT	IL	NH	CT	NY	IL
8	VT	VT	NY	IA	NH	VT	MA	VT	US Avg
9	RI	CT	VT	CA	CT	CT	IL	US Avg	RI
10	CT	US Avg	IL	CT	ME	US Avg	MN	IA	IA
11	US Avg	NH	RI	IL	NY	CA	VT	RI	MN
12	IA	IA	ME	NH	VT	MT	RI	CT	MA
13	NH	RI	MT	NY	CA	IL	NH	NH	CT
14	MT	MT	MT	MT	MT	NY	ME	MT	NY

## 2023 Collections by Brand

In New Hampshire, Thermostat Recycling Corporation (TRC) recovered 982 mercury thermostats. A total of 6.6 pounds of mercury was diverted from solid waste. \*Please note the explanation of the converted thermostats or thermostat equivalents below.<sup>1</sup> An example of the mercury ampoule is shown below.



As required by the state statute, a table of thermostat brand holders with their corresponding thermostats, the number of switches and the pounds of mercury recycled is below. It is important to note that there remain non-members whose thermostats the TRC collection program recycles. They are listed in the table as “Non-Member Brands”.

---

<sup>1</sup> A mercury thermostat contains a variable amount of mercury ampoules or “switches” attached to the subbase of the thermostat. These glass ampoules often are collected in the recycling container without the intact thermostat attached to them. TRC collects and counts these loose ampoules and recycles them. To derive the converted thermostat or thermostat equivalent, the program takes the following calculations to develop the converted thermostat or thermostat equivalent. First, TRC will count the total whole (intact) thermostats collected in the recycling bins. From these units, there is an intact ampoules count. TRC then takes the intact ampoules divided by the whole (intact) thermostats or otherwise known as the conversion ratio. After the conversion ratio is calculated, TRC will multiply the loose mercury switches by the conversion ratio. Lastly, we add this result to the whole (intact) thermostats to produce the converted thermostats or thermostat equivalents.

Brand Holder	Thermostats	Count Switches	Pounds of Mercury
Bard Manufacturing Corporation			
Burnham Holdings, Inc			
Carrier Corporation			
Chromalox			
Climate Master, Inc.			
Crane Company			
Daikin Applied			
Dwyer Instruments			
ecobee			
Emerson Electric Corporation/White Rodgers	47	47	0.2914
Empire Comfort Systems			
General Electric Corporation	2	4	0.0248
Goodman Global			
Honeywell Home	922	995	6.169
Hunter Fan Company	1	1	0.0062
ITT Corporation			
Lennox International Inc.	1	2	0.0124
Marley-Wylain Company			
Nest			
Nortek Global HVAC			
Rheem Manufacturing Company			
Schneider Electric (Invensys Controls)	5	5	0.031
Taco Comfort Solutions			
TPI Corporation			
Trane Residential Systems	3	8	0.0496
Uponor, Inc.			
W. W. Grainger			
York/Johnson Controls			
<b>Non-Member Brands</b>			
STLPC Corporation (f/k/a Lux Products Corporation)	1	1	0.0062
<b>NOM (Manufacturer not identifiable)</b>			
Loose Switches			
<b>Total 982 1,063 6.59</b>			

## 2023 Summary of the Program Expenses

Below is a summary of program expenses for the New Hampshire collection program in 2023. 2023 program expenses (reported in the annual report) are unaudited and are for management purposes only. Prior to submittal of this annual report, the expenses were reviewed by Kellen Company.

Program Component	2022	2023	Difference
Direct Expense for Marketing & Outreach	\$ -	\$ -	\$ -
Incentive/Promotional Payments	\$ -	\$ -	\$ -
Legal	\$ -	\$ -	\$ -
New Collection Containers	\$ -	\$ -	\$ -
Recycling Costs	\$ 3,359.22	\$ 3,851.38	\$ 492.16
Travel	\$ -	\$ -	\$ -
TRC Staff & Administration	\$ 1,408.33	\$ 1,074.33	\$ (334.00)
<b>Total Expenses</b>	<b>\$ 4,767.55</b>	<b>\$ 4,925.71</b>	<b>\$ 158.16</b>

## 2023 Education and Outreach

### *Direct Marketing (Email, Mail, Other Communications)*

#### Current Collection Locations

##### *Small Pails and Green Bins*

In 2023, TRC shipped 58 small pails to collection points around the country. We also shipped 374 new green bins. In comparison, the program shipped 201 new green bins in 2022 and 76 small pails<sup>2</sup>. Collection locations either requested the new pail when they signed up to participate in the program or chose to switch out their bin with a pail due to decreased collections. The large green bins which have been the staple of the program continued to be replenished as they were returned for processing. Because the containers are reused and bar coded, we anticipate that the request for new containers will decrease as the program continues.

- Of the totals provided, TRC shipped one new small pail and twelve new large bins in the state.

##### *Collection Location Outbound Phone Calls*

Our outbound phone calls have been branded internally as the “Miss You Call” process. These calls promote collection container returns and serve as a reminder to locations that have not returned any thermostats. TRC allocates these “miss you calls” to collection sites that have not returned a container in over a year. These calls serve as a friendly customer service check to see if any of the program materials need to be replenished or if missing containers need to be replaced. In total, the program called 1,432 current collection locations in 2023, compared to 1,922 in 2022. The decline in the number of calls completed is a positive sign that more locations were returning a bin without being prompted in 2023, and therefore did not require a “Miss You Call”.

- Completed 20 calls to encourage shipping the recycling container compared to 79 a year prior. A copy of the locations called can be found in the Appendix.

---

<sup>2</sup> New bin orders coincide with accounts that open new stores, move or lose their existing containers.



### *Collection Location Postcards*

Postcards are sent to all locations that have not returned a container in the past year. These postcards serve as a reminder to locations and assist with updating addresses in the database. In 2023, TRC mailed 10,204 postcards.

- Mailed 316 reminder postcards compared to 389 a year prior.

### *Collection Location Emails*

TRC emailed locations three weeks after receiving a postcard to encourage them to directly ship the recycling container. These emails contain step-by-step instructions for shipping and direct contact information for missing shipping labels or further questions. In 2023, TRC emailed 2,953 locations.

- Emailed 27 collection locations three weeks after receiving the reminder postcard to ship their container.

### *Collection Location Site Visits*

Throughout the year, our team completed 426 site visits in numerous states. The purpose of site visits is to inform the location of the requirements of participation, what specifically the statute requires of them, assist with shipment of the recycling container, and to answer any questions they may have. We often gather valuable information during the site visit which is used to enhance TRC's outreach and update the database with current contact details.

- No site visits were completed at collection locations in New Hampshire.

## HVAC Industry

The HVAC industry is our most productive and most engaged channel for recycling mercury containing thermostats. We consider this industry to be the manufacturers, wholesale distributors, and contractors which are intimately involved with the recovery of mercury thermostats. TRC took the following actions:

- Continued the "Banish Mercury Off the Planet" (BMOP) Competition encouraging all HARDI wholesalers to compete through collections. Included direct marketing to over 17,000 individual HARDI members.

- The annual competition recovered 194 pounds of mercury from 154 HVAC wholesalers. More than 300 branch locations returned collection bins during the contest period.



### Waste Related Sector and Household Hazardous Waste (HHW) Industry

The waste-related sector remains an important sector for TRC to target individuals and those residents performing DIY thermostat installations. These attempts were to gain new collection locations, form better relationships with the audience and raise overall awareness of the TRC program. As a result of these learnings, TRC took the following actions:


- Scoured google alerts for HHW events to target phone call or email outreach to encourage them to use the program. Sent 21 emails to facilities, offering a free container.
- MassRecycle Podcast featured TRC on their podcast in August of 2023. [Episode 42: Demolition vs. Deconstruction: Careful Practices for a Sustainable Future - MassRecycle](#)

## Advertising and Awareness


### Website

This past year, we experienced better statistics around website traffic and visitors, which will be detailed below. To keep the website fresh, blogs and press releases are posted monthly and shared with our many stakeholders.


### Latest News




**Ten Bin Club Members December 2023**  
Posted December 31, 2023



**A Note of Thanks for Those Who Keep the Environment Safer**  
Posted December 18, 2023



**Johnstone Supply, Refrigeration Sales Corp. and Sigler Wholesale Distributors Take Top Honors in Banish Mercury Off the Planet Contest**  
Posted December 4, 2023



**A Cornucopia of Thermostat Facts**  
Posted November 20, 2023

VIEW ALL NEWS

### Earned Media

MONTH	MEDIUM	EARNED MEDIA
August	Podcast	MassRecycle Podcast featured Thermostat Recycling on <a href="#">Episode 42: Demolition vs. Deconstruction</a>

## Press Releases

MONTH	RELEASE
February	Thermostat Recycling Corp.'s Collections Decrease as Fewer Mercury-Containing Thermostats Remain to be Collected
February	Thermostat Recycling Corp. Promotes Danielle Myers to Executive Director
April	Thermostat Recycling Launches Banish Mercury Off the Planet Contest
May	Thermostat Recycling Corp.'s Recycling Program Sees Small Decline
August	R.E. Michel Leads TRC's Banish Mercury Off the Planet Contest
October	Oct. 24 is Recycle Your Mercury Thermostat Day
December	Johnstone Supply, Refrigeration Sales Corp. and Sigler Wholesale Distributors Take Top Honors in BMOP Contest

## Blogs

MONTH	BLOG
February	Walking the Path
April	The Upside of Decline
May	The Importance of Our "Other" Collection Locations
May	A Quicksilver Thriller for TRC Supporters
June	Green PR Tactics: Recycling Mercury Thermostats for HVACR Contractors & Wholesalers
July	Corken Steel Products: A Commitment to Sustainable Recycling Thermostats
August	TRC Embarks on a Modern Advertising Transformation
October	Oct. 24, Recycle Your Mercury Thermostat Day: A PR Bonanza for Contractors
October	Oct. 2023: A Dual Celebration
November	A Cornucopia of Thermostat Facts
December	Johnstone Supply, Refrigeration Sales Corp. and Sigler Wholesale Distributors Take Top Honors in Banish Mercury Off the Planet Contest

## Print Advertising

### *ACHR News*

Field Served: All branches of the air conditioning, heating and refrigeration industry (residential, commercial, and industrial) including contractors, dealers, distributors, wholesalers, manufacturers, consulting engineers and architects, public utilities, government agencies and associations, exporters and importers, industrial and commercial buyers and users, libraries, schools, students and others allied to the field.

- Advertisement Specs: Six 2/3 page, 4c
- Circulation: 27,380 (National)
  - New Hampshire: 145
- Issues
  - January 2023
  - February 2023
  - March 2023
  - May 2023
  - September 2023
  - November 2023

### *HVACR Business*

Field served: commercial, residential and industrial contractors and distributors in the heating, cooling, ventilation and refrigeration industries.

- Advertisement Specs: Three 1/2 page, 4c
- Circulation: 31,500 (National)
  - New England: 1,565
- Issues
  - April 2023
  - August 2023
  - September 2023
  -

### *NHAMMA NewsWatch*

Field served: Biweekly e-newsletter distributed to 388 subscribed municipal hazardous waste professionals. The digital newsletter includes updates/news on hazardous materials and hazardous materials waste handling and recycling, and more.

- Advertisement Specs: 6-month campaign of Ad Zone 3 Product Showcase, 580x150 with 5-word max Headline and 50-word description + 1 URL
- Impressions: 2,101 (Avg: 350)
- Clicks: 25 (Avg: 4)
- Click-Through Rate: 1.19% (Avg: 1.19%)

### Advertisement Samples







Calling all TRC/HARDI Wholesale Members.  
It's time for the annual BMOP competition!

Return your filled recycling containers from  
May 1 - October 31 to compete.

Learn more at  
[thermostat-recycle.org/bmop](http://thermostat-recycle.org/bmop)



**Do Your Part**  
Recycle Every  
Mercury Thermostat

Find A Recycling  
Site Near You



Advertisement



**Do Your Part!**  
Recycle Every Mercury Thermostat



## Recycle Mercury Thermostats for Free

Promoted by TRC

Help preserve the environment by properly disposing your mercury thermostats. The Thermostat Recycling Corporation (TRC) is a non-profit stewardship organization that maintains 3,400+ collection locations nationwide. We accept all brands of wall-mount mercury thermostats and assume all recurring shipping and processing costs. Click below to get your free container. [Learn More](#)



## Digital Summary

This report summarizes all digital efforts in spreading TRC’s message in 2023 – including search engine optimization (SEO) and digital advertising. Digital advertising included search engine marketing (SEM) ads through Google Performance Max; social media ads through LinkedIn; and programmatic ads through StackAdapt.

### Search Engine Marketing (SEM) Ads

As part of search engine marketing (SEM), Google Ads is a digital advertising platform where advertisers can bid on search terms (or keywords) to have informational ads displayed, where ads appear alongside search results. This campaign targets people most likely to be interested in relevant content by driving traffic to various pages on the TRC website. TRC has developed a search campaign to align with terms searched by individuals related to thermostats, mercury, mercury recycling, thermostat replacement, etc.

### Search Engine Optimization (SEO)

Search Engine Optimization (SEO) is the process whereby a website is optimized through original content and on-site coding tactics to increase its chances of appearing near the top of “organic searches.” An organic search is one that appears “naturally” in a search engine like Google or Bing. In other words, an organic listing is not ranked through paid search.

Organic traffic to a website typically brings visitors who stay longer, and visit more pages, on average.

In 2023, organic search traffic for all states brought 2,069 users to the TRC website. By comparison, 806 users were attributed to organic search over the same time period in 2022.

### Social Media and Programmatic Ads

Through social media and programmatic advertising, advertisers can attract large audiences on the platforms they use for social networking and website browsing. This campaign targets people with relevant interests and drives them to various pages on the TRC website. For these ads, audiences on the various platforms were subdivided into various categories, such as consumer and contractor.

### Digital Qualitative Analysis

Audience members most likely to take an action from our ads were consumers through Google Performance Max ads. In terms of search engine optimization, there was an increase in measured organic website traffic from 2022 to 2023, a result of ensuring Google crawlers were allowed on all pages of the website.

### 2023 Trade Shows, Conferences, and Presentations

Date	Show	Location
<b>February</b>		
6-8	AHR Expo	Atlanta, GA
<b>March</b>		
21-23	Better Buildings by Design	Burlington, VT
<b>December</b>		
3-7	HARDI Annual Conference	Phoenix, AZ

## 2024 Program Modifications

### *Thermostat Recycling Corporation's 2024 Goals*

TRC continues to set high-level annual goals for the organization. These goals assist in decision making and prioritization of activities. For the calendar year 2024, TRC plans to focus on:

- Continuing to fulfill state statutory requirements, agreements, and other arrangements for regulatory compliance.
- Focusing on education and awareness tactics geared toward homeowners and HVAC industry professionals.

### *Thermostat Recycling Corporation's Planned Tasks*

In addition to the above goals, TRC set specific tasks on which we plan to focus. Completion of these tasks aid in the organization's overall goals.

- Roll-out public releases throughout the year.
- Survey national HVAC professionals.
- Continue the program's operational activities such as outbound phone calls, mailing reminder postcards, and visiting sites. Use collection data trends to target these initiatives.
- Attend trade shows and conferences when applicable. Look for speaking opportunities at attended events.



## 2023 NEW HAMPSHIRE ANNUAL REPORT

Thermostat Recycling Corporation Headquarters  
529 14th Street, NW, Suite 1280 | Washington, DC 20045  
1-888-266-0550

[www.thermostat-recycle.org](http://www.thermostat-recycle.org)

Questions about this annual report?

**Contact:**

Danielle Myers, Executive Director

(P) 212.297.2105

(E) [danielle.myers@thermostat-recycle.org](mailto:danielle.myers@thermostat-recycle.org)

All state specific annual reports are posted on our website at the following weblink:

<https://thermostat-recycle.org/program-info/state-reports/>

Recycle every mercury thermostat, every time.

# APPENDICES

**How Mercury Thermostat Waste is Handled**

**Tax Return 990**

**2023 Miss You Calls**

**2023 Collection Location Summary Report**

**2023 Collection Location Bin Receipt**



529 14th Street, NW, Suite 1280 | Washington, DC 20045 | [thermostat-recycle.org](http://thermostat-recycle.org)

## **HOW MERCURY THERMOSTAT WASTE IS HANDLED**

### **WASTE MERCURY-ADDED THERMOSTAT MANAGEMENT THROUGH VEOLIA ES TECHNICAL SOLUTIONS, LLC.**

TRC containers with waste mercury-switch thermostats are received at a fulfillment/inventory center in Port Washington, Wisconsin (WIR000130591). The facility is owned and operated by Veolia ES Technical Solutions, L.L.C. (Veolia) under contract with TRC.

All recycling containers, including pails and bins are received at the loading dock and sent to the TRC inventory room. The container and plastic liner are opened and the contents are identified, sorted, and tallied. The following data is recorded for each bin returned and processed: bin number, business name (location name), city, state, zip code, date returned, number of thermostats and mercury switches by manufacturer and any non-conforming material.

The containers are returned to the location that sent it in with a new prepaid address label within 3 weeks of receipt. The thermostats are stored and staged in a plastic lined carton in a storage area for final processing. The containers are dated and processed in order received, first in-first out.

The thermostats and any loose bulbs collected from the containers are consolidated into a special 55-gallon drum which is labeled and dated according to regulations. The drum is sealed with a band and is only opened when contents are being added to it. Special negative pressure venting assures any fumes are captured and vented when the drum is opened.

The 55-gallon drum is then shipped to Veolia's mercury recovery facility (WID988566543) for final processing of the mercury ampules (switches). Veolia Environmental Services meets or exceeds all local, state, federal and EPA regulations for the management of the product.

The containers are returned from the storage area to the mercury recovery processing area to have the mercury bulbs removed from the plastic housing. Universal Waste Regulations require the recycling and disposal of waste within 12 months of acceptance at the processing facility.

Small quantities of thermostats are removed from the container, which is then closed again. The bulbs are removed from the thermostats and placed into processing vessel at the work station. Once the processing vessel is full, the vessel is loaded into the mercury recovery retort oven.

If a bulb breaks and the mercury spills, the work area is designed to contain the spillage and the operators are trained in the clean-up and disposal of mercury. The TRC inventory

and processing areas are equipped with special mercury vacuum cleaners and the work area is vacuumed at the end of the work day to ensure that any spillage is cleaned up and not left to evaporate.

Veolia meets or exceeds all local, state, federal and EPA regulations for the management of the product. The mercury recovery facility and process are permitted by the Wisconsin Department of Natural Resources. Veolia's approvals for mercury recovery/recycling include:

- EPA - identification WID988566543
- Hazardous Waste Storage License #6008
- Hazardous Waste Treatment License (Mercury Recovery Operations) #4585
- Air Operation Permit #246076050-S01
- Storm Water General Permit #WI-S067857-4

In addition to the regulatory permits, both Veolia Port Washington facilities have developed and maintain management systems in accordance with ISO 14001-2004, OHSAS 18001-2007, and Responsible Recycling (R2:2013) Practice. All persons who handle mercury thermostats as part of the TRC operation receive training in the handling of Hazardous Waste and Universal Waste.

The mercury containing ampules are retorted at Veolia's Port Washington Mineral Springs facility. The mercury is removed during the retort process. The post retort debris consists of broken glass ampules. The debris is tested for residual mercury to document the removal of the mercury to levels below the US EPA Land Disposal Restriction (LDR) levels. The debris is then disposal of as a non-hazardous solid waste at Advanced Disposal Glacier Ridge Landfill, LLC in Horicon, Wisconsin.

## Return of Organization Exempt From Income Tax

OMB No. 1545-0047

Form **990**Department of the Treasury  
Internal Revenue Service

Under section 501(c), 527, or 4947(a)(1) of the Internal Revenue Code (except private foundations)

Do not enter social security numbers on this form as it may be made public.

Go to [www.irs.gov/Form990](http://www.irs.gov/Form990) for instructions and the latest information.**2022**Open to Public  
Inspection**A** For the 2022 calendar year, or tax year beginning and ending**B** Check if applicable:

- ☐ Address change  
☐ Name change  
☐ Initial return  
☐ Final return/terminated  
☐ Amended return  
☐ Application pending

**C** Name of organization**THERMOSTAT RECYCLING CORPORATION**Doing business as **TRC**

Number and street (or P.O. box if mail is not delivered to street address)

**355 LEXINGTON AVENUE, 15TH FLOOR**

Room/suite

City or town, state or province, country, and ZIP or foreign postal code

**NEW YORK, NY 10017****F** Name and address of principal officer: **DANIELLE MYERS****SAME AS C ABOVE****D** Employer identification number**54-1830284****E** Telephone number**212-297-2105****G** Gross receipts \$**4,916,436.****H(a)** Is this a group returnfor subordinates? ..... ☐ Yes ☒ No**H(b)** Are all subordinates included? ☐ Yes ☐ No

If "No," attach a list. See instructions

**H(c)** Group exemption number**I** Tax-exempt status: ☐ 501(c)(3) ☒ 501(c) ( 6 ) (insert no.) ☐ 4947(a)(1) or ☐ 527**J** Website: **WWW.THERMOSTAT-RECYCLE.ORG****K** Form of organization: ☒ Corporation ☐ Trust ☐ Association ☐ Other**L** Year of formation: **1996** **M** State of legal domicile: **DE****Part I** Summary

Activities & Governance	<b>1</b>	Briefly describe the organization's mission or most significant activities: <b>TO PROMOTE THE SAFE COLLECTION AND PROPER DISPOSAL OF MERCURY-CONTAINING THERMOSTATS.</b>
	<b>2</b>	Check this box <input type="checkbox"/> if the organization discontinued its operations or disposed of more than 25% of its net assets.
	<b>3</b>	Number of voting members of the governing body (Part VI, line 1a) ..... <b>3</b>
	<b>4</b>	Number of independent voting members of the governing body (Part VI, line 1b) ..... <b>4</b>
	<b>5</b>	Total number of individuals employed in calendar year 2022 (Part V, line 2a) ..... <b>0</b>
	<b>6</b>	Total number of volunteers (estimate if necessary) ..... <b>4</b>
	<b>7a</b>	Total unrelated business revenue from Part VIII, column (C), line 12 ..... <b>0.</b>
<b>7b</b>	Net unrelated business taxable income from Form 990-T, Part I, line 11 ..... <b>0.</b>	
Revenue	<b>8</b>	Contributions and grants (Part VIII, line 1h) ..... <b>0.</b>
	<b>9</b>	Program service revenue (Part VIII, line 2g) ..... <b>2,889,690.</b>
	<b>10</b>	Investment income (Part VIII, column (A), lines 3, 4, and 7d) ..... <b>50.</b>
	<b>11</b>	Other revenue (Part VIII, column (A), lines 5, 6d, 8c, 9c, 10c, and 11e) ..... <b>0.</b>
	<b>12</b>	Total revenue - add lines 8 through 11 (must equal Part VIII, column (A), line 12) ..... <b>2,889,740.</b>
	<b>12</b>	Total revenue - add lines 8 through 11 (must equal Part VIII, column (A), line 12) ..... <b>4,916,436.</b>
Expenses	<b>13</b>	Grants and similar amounts paid (Part IX, column (A), lines 1-3) ..... <b>0.</b>
	<b>14</b>	Benefits paid to or for members (Part IX, column (A), line 4) ..... <b>0.</b>
	<b>15</b>	Salaries, other compensation, employee benefits (Part IX, column (A), lines 5-10) ..... <b>0.</b>
	<b>16a</b>	Professional fundraising fees (Part IX, column (A), line 11e) ..... <b>0.</b>
	<b>b</b>	Total fundraising expenses (Part IX, column (D), line 25) ..... <b>0.</b>
	<b>17</b>	Other expenses (Part IX, column (A), lines 11a-11d, 11f-24e) ..... <b>2,583,233.</b>
<b>18</b>	Total expenses. Add lines 13-17 (must equal Part IX, column (A), line 25) ..... <b>2,583,233.</b>	
<b>19</b>	Revenue less expenses. Subtract line 18 from line 12 ..... <b>306,507.</b>	
Net Assets or Fund Balances	<b>20</b>	Total assets (Part X, line 16) ..... <b>2,265,895.</b>
	<b>21</b>	Total liabilities (Part X, line 26) ..... <b>334,229.</b>
	<b>22</b>	Net assets or fund balances. Subtract line 21 from line 20 ..... <b>1,931,666.</b>
	<b>22</b>	Net assets or fund balances. Subtract line 21 from line 20 ..... <b>2,789,466.</b>

**Part II** Signature Block

Under penalties of perjury, I declare that I have examined this return, including accompanying schedules and statements, and to the best of my knowledge and belief, it is true, correct, and complete. Declaration of preparer (other than officer) is based on all information of which preparer has any knowledge.

Sign Here	Signature of officer		Date	
	<b>DANIELLE MYERS, OPERATIONS AND COMPLIANCE MANAGER</b>			
Paid Preparer Use Only	Print/Type preparer's name	Preparer's signature	Date	Check <input type="checkbox"/> if self-employed PTIN
	<b>JEFFREY A. SMITH, CPA</b>			<b>P00139935</b>
Firm's name	Firm's EIN		Phone no.	
	<b>BURDETTE SMITH &amp; BISH LLC</b>	<b>45-4037800</b>	<b>703-591-5200</b>	
Firm's address				
<b>4114 LEGATO ROAD, 5TH FLOOR</b>				
<b>FAIRFAX, VA 22033</b>				

May the IRS discuss this return with the preparer shown above? See instructions ☒ Yes ☐ No



**Part III** Statement of Program Service AccomplishmentsCheck if Schedule O contains a response or note to any line in this Part III ☐**1** Briefly describe the organization's mission:

**THE THERMOSTAT RECYCLING CORPORATION (TRC) IS A NON-PROFIT ORGANIZATION THAT FACILITATES AND MANAGES THE COLLECTION AND PROPER DISPOSAL OF MERCURY-CONTAINING THERMOSTATS.**

**2** Did the organization undertake any significant program services during the year which were not listed on the prior Form 990 or 990-EZ? ☐ Yes ☒ No

If "Yes," describe these new services on Schedule O.

**3** Did the organization cease conducting, or make significant changes in how it conducts, any program services? ☐ Yes ☒ No

If "Yes," describe these changes on Schedule O.

**4** Describe the organization's program service accomplishments for each of its three largest program services, as measured by expenses.

Section 501(c)(3) and 501(c)(4) organizations are required to report the amount of grants and allocations to others, the total expenses, and revenue, if any, for each program service reported.

**4a** (Code: ) (Expenses \$ **3,941,314.** including grants of \$ ) (Revenue \$ **4,916,010.** )

**TRC FACILITATES THE PROPER MANAGEMENT OF WASTE MERCURY THERMOSTATS BY PROVIDING RECYCLING CONTAINERS FOR THE COLLECTION AND TRANSPORT OF WASTE MERCURY THERMOSTATS TO ELIGIBLE COLLECTION SITES IN ALL U.S. STATES EXCEPT ALASKA AND HAWAII. TRC ALSO CONDUCTS AN EDUCATIONAL CAMPAIGN PROMOTING THE PROPER MANAGEMENT OF WASTE MERCURY THERMOSTATS. SINCE TRC'S FOUNDING, TRC HAS COLLECTED OVER 2,900,000 MERCURY-CONTAINING THERMOSTATS WHICH HAS KEPT 13 TONS OF MERCURY OUT OF THE WASTE SYSTEM.**

**4b** (Code: ) (Expenses \$ including grants of \$ ) (Revenue \$ )**4c** (Code: ) (Expenses \$ including grants of \$ ) (Revenue \$ )**4d** Other program services (Describe on Schedule O.)

(Expenses \$ including grants of \$ ) (Revenue \$ )

**4e** Total program service expenses **3,941,314.**Form **990** (2022)

**Part IV Checklist of Required Schedules**

	Yes	No
<b>1</b> Is the organization described in section 501(c)(3) or 4947(a)(1) (other than a private foundation)? <i>If "Yes," complete Schedule A</i>		<b>X</b>
<b>2</b> Is the organization required to complete <i>Schedule B, Schedule of Contributors</i> ? See instructions		<b>X</b>
<b>3</b> Did the organization engage in direct or indirect political campaign activities on behalf of or in opposition to candidates for public office? <i>If "Yes," complete Schedule C, Part I</i>		<b>X</b>
<b>4</b> <b>Section 501(c)(3) organizations.</b> Did the organization engage in lobbying activities, or have a section 501(h) election in effect during the tax year? <i>If "Yes," complete Schedule C, Part II</i>		
<b>5</b> Is the organization a section 501(c)(4), 501(c)(5), or 501(c)(6) organization that receives membership dues, assessments, or similar amounts as defined in Rev. Proc. 98-19? <i>If "Yes," complete Schedule C, Part III</i>	<b>X</b>	
<b>6</b> Did the organization maintain any donor advised funds or any similar funds or accounts for which donors have the right to provide advice on the distribution or investment of amounts in such funds or accounts? <i>If "Yes," complete Schedule D, Part I</i>		<b>X</b>
<b>7</b> Did the organization receive or hold a conservation easement, including easements to preserve open space, the environment, historic land areas, or historic structures? <i>If "Yes," complete Schedule D, Part II</i>		<b>X</b>
<b>8</b> Did the organization maintain collections of works of art, historical treasures, or other similar assets? <i>If "Yes," complete Schedule D, Part III</i>		<b>X</b>
<b>9</b> Did the organization report an amount in Part X, line 21, for escrow or custodial account liability, serve as a custodian for amounts not listed in Part X; or provide credit counseling, debt management, credit repair, or debt negotiation services? <i>If "Yes," complete Schedule D, Part IV</i>		<b>X</b>
<b>10</b> Did the organization, directly or through a related organization, hold assets in donor-restricted endowments or in quasi endowments? <i>If "Yes," complete Schedule D, Part V</i>		<b>X</b>
<b>11</b> If the organization's answer to any of the following questions is "Yes," then complete Schedule D, Parts VI, VII, VIII, IX, or X, as applicable.		
<b>a</b> Did the organization report an amount for land, buildings, and equipment in Part X, line 10? <i>If "Yes," complete Schedule D, Part VI</i>		<b>X</b>
<b>b</b> Did the organization report an amount for investments - other securities in Part X, line 12, that is 5% or more of its total assets reported in Part X, line 16? <i>If "Yes," complete Schedule D, Part VII</i>		<b>X</b>
<b>c</b> Did the organization report an amount for investments - program related in Part X, line 13, that is 5% or more of its total assets reported in Part X, line 16? <i>If "Yes," complete Schedule D, Part VIII</i>		<b>X</b>
<b>d</b> Did the organization report an amount for other assets in Part X, line 15, that is 5% or more of its total assets reported in Part X, line 16? <i>If "Yes," complete Schedule D, Part IX</i>	<b>X</b>	
<b>e</b> Did the organization report an amount for other liabilities in Part X, line 25? <i>If "Yes," complete Schedule D, Part X</i>		<b>X</b>
<b>f</b> Did the organization's separate or consolidated financial statements for the tax year include a footnote that addresses the organization's liability for uncertain tax positions under FIN 48 (ASC 740)? <i>If "Yes," complete Schedule D, Part X</i>	<b>X</b>	
<b>12a</b> Did the organization obtain separate, independent audited financial statements for the tax year? <i>If "Yes," complete Schedule D, Parts XI and XII</i>	<b>X</b>	
<b>b</b> Was the organization included in consolidated, independent audited financial statements for the tax year? <i>If "Yes," and if the organization answered "No" to line 12a, then completing Schedule D, Parts XI and XII is optional</i>		<b>X</b>
<b>13</b> Is the organization a school described in section 170(b)(1)(A)(ii)? <i>If "Yes," complete Schedule E</i>		<b>X</b>
<b>14a</b> Did the organization maintain an office, employees, or agents outside of the United States?		<b>X</b>
<b>b</b> Did the organization have aggregate revenues or expenses of more than \$10,000 from grantmaking, fundraising, business, investment, and program service activities outside the United States, or aggregate foreign investments valued at \$100,000 or more? <i>If "Yes," complete Schedule F, Parts I and IV</i>		<b>X</b>
<b>15</b> Did the organization report on Part IX, column (A), line 3, more than \$5,000 of grants or other assistance to or for any foreign organization? <i>If "Yes," complete Schedule F, Parts II and IV</i>		<b>X</b>
<b>16</b> Did the organization report on Part IX, column (A), line 3, more than \$5,000 of aggregate grants or other assistance to or for foreign individuals? <i>If "Yes," complete Schedule F, Parts III and IV</i>		<b>X</b>
<b>17</b> Did the organization report a total of more than \$15,000 of expenses for professional fundraising services on Part IX, column (A), lines 6 and 11e? <i>If "Yes," complete Schedule G, Part I. See instructions</i>		<b>X</b>
<b>18</b> Did the organization report more than \$15,000 total of fundraising event gross income and contributions on Part VIII, lines 1c and 8a? <i>If "Yes," complete Schedule G, Part II</i>		<b>X</b>
<b>19</b> Did the organization report more than \$15,000 of gross income from gaming activities on Part VIII, line 9a? <i>If "Yes," complete Schedule G, Part III</i>		<b>X</b>
<b>20a</b> Did the organization operate one or more hospital facilities? <i>If "Yes," complete Schedule H</i>		<b>X</b>
<b>b</b> If "Yes" to line 20a, did the organization attach a copy of its audited financial statements to this return?		
<b>21</b> Did the organization report more than \$5,000 of grants or other assistance to any domestic organization or domestic government on Part IX, column (A), line 1? <i>If "Yes," complete Schedule I, Parts I and II</i>		<b>X</b>

**Part IV Checklist of Required Schedules** (continued)

	Yes	No
<b>22</b> Did the organization report more than \$5,000 of grants or other assistance to or for domestic individuals on Part IX, column (A), line 2? <i>If "Yes," complete Schedule I, Parts I and III</i> .....	<b>22</b>	X
<b>23</b> Did the organization answer "Yes" to Part VII, Section A, line 3, 4, or 5, about compensation of the organization's current and former officers, directors, trustees, key employees, and highest compensated employees? <i>If "Yes," complete Schedule J</i> .....	<b>23</b>	X
<b>24a</b> Did the organization have a tax-exempt bond issue with an outstanding principal amount of more than \$100,000 as of the last day of the year, that was issued after December 31, 2002? <i>If "Yes," answer lines 24b through 24d and complete Schedule K. If "No," go to line 25a</i> .....	<b>24a</b>	X
<b>b</b> Did the organization invest any proceeds of tax-exempt bonds beyond a temporary period exception? .....	<b>24b</b>	
<b>c</b> Did the organization maintain an escrow account other than a refunding escrow at any time during the year to defease any tax-exempt bonds? .....	<b>24c</b>	
<b>d</b> Did the organization act as an "on behalf of" issuer for bonds outstanding at any time during the year? .....	<b>24d</b>	
<b>25a</b> <b>Section 501(c)(3), 501(c)(4), and 501(c)(29) organizations.</b> Did the organization engage in an excess benefit transaction with a disqualified person during the year? <i>If "Yes," complete Schedule L, Part I</i> .....	<b>25a</b>	
<b>b</b> Is the organization aware that it engaged in an excess benefit transaction with a disqualified person in a prior year, and that the transaction has not been reported on any of the organization's prior Forms 990 or 990-EZ? <i>If "Yes," complete Schedule L, Part I</i> .....	<b>25b</b>	
<b>26</b> Did the organization report any amount on Part X, line 5 or 22, for receivables from or payables to any current or former officer, director, trustee, key employee, creator or founder, substantial contributor, or 35% controlled entity or family member of any of these persons? <i>If "Yes," complete Schedule L, Part II</i> .....	<b>26</b>	X
<b>27</b> Did the organization provide a grant or other assistance to any current or former officer, director, trustee, key employee, creator or founder, substantial contributor or employee thereof, a grant selection committee member, or to a 35% controlled entity (including an employee thereof) or family member of any of these persons? <i>If "Yes," complete Schedule L, Part III</i> .....	<b>27</b>	X
<b>28</b> Was the organization a party to a business transaction with one of the following parties (see the Schedule L, Part IV, instructions for applicable filing thresholds, conditions, and exceptions):		
<b>a</b> A current or former officer, director, trustee, key employee, creator or founder, or substantial contributor? <i>If "Yes," complete Schedule L, Part IV</i> .....	<b>28a</b>	X
<b>b</b> A family member of any individual described in line 28a? <i>If "Yes," complete Schedule L, Part IV</i> .....	<b>28b</b>	X
<b>c</b> A 35% controlled entity of one or more individuals and/or organizations described in line 28a or 28b? <i>If "Yes," complete Schedule L, Part IV</i> .....	<b>28c</b>	X
<b>29</b> Did the organization receive more than \$25,000 in non-cash contributions? <i>If "Yes," complete Schedule M</i> .....	<b>29</b>	X
<b>30</b> Did the organization receive contributions of art, historical treasures, or other similar assets, or qualified conservation contributions? <i>If "Yes," complete Schedule M</i> .....	<b>30</b>	X
<b>31</b> Did the organization liquidate, terminate, or dissolve and cease operations? <i>If "Yes," complete Schedule N, Part I</i> .....	<b>31</b>	X
<b>32</b> Did the organization sell, exchange, dispose of, or transfer more than 25% of its net assets? <i>If "Yes," complete Schedule N, Part II</i> .....	<b>32</b>	X
<b>33</b> Did the organization own 100% of an entity disregarded as separate from the organization under Regulations sections 301.7701-2 and 301.7701-3? <i>If "Yes," complete Schedule R, Part I</i> .....	<b>33</b>	X
<b>34</b> Was the organization related to any tax-exempt or taxable entity? <i>If "Yes," complete Schedule R, Part II, III, or IV, and Part V, line 1</i> .....	<b>34</b>	X
<b>35a</b> Did the organization have a controlled entity within the meaning of section 512(b)(13)? .....	<b>35a</b>	X
<b>b</b> If "Yes" to line 35a, did the organization receive any payment from or engage in any transaction with a controlled entity within the meaning of section 512(b)(13)? <i>If "Yes," complete Schedule R, Part V, line 2</i> .....	<b>35b</b>	
<b>36</b> <b>Section 501(c)(3) organizations.</b> Did the organization make any transfers to an exempt non-charitable related organization? <i>If "Yes," complete Schedule R, Part V, line 2</i> .....	<b>36</b>	
<b>37</b> Did the organization conduct more than 5% of its activities through an entity that is not a related organization and that is treated as a partnership for federal income tax purposes? <i>If "Yes," complete Schedule R, Part VI</i> .....	<b>37</b>	X
<b>38</b> Did the organization complete Schedule O and provide explanations on Schedule O for Part VI, lines 11b and 19? .....	<b>38</b>	X

Note: All Form 990 filers are required to complete Schedule O

**Part V Statements Regarding Other IRS Filings and Tax Compliance**Check if Schedule O contains a response or note to any line in this Part V ☐

	Yes	No
<b>1a</b> Enter the number reported in box 3 of Form 1096. Enter -0- if not applicable .....	<b>1a</b>	6
<b>b</b> Enter the number of Forms W-2G included on line 1a. Enter -0- if not applicable .....	<b>1b</b>	0
<b>c</b> Did the organization comply with backup withholding rules for reportable payments to vendors and reportable gaming (gambling) winnings to prize winners? .....	<b>1c</b>	X

**Part V** Statements Regarding Other IRS Filings and Tax Compliance (continued)

	Yes	No
<b>2a</b> Enter the number of employees reported on Form W-3, Transmittal of Wage and Tax Statements, filed for the calendar year ending with or within the year covered by this return	2a	0
<b>b</b> If at least one is reported on line 2a, did the organization file all required federal employment tax returns?	2b	
<b>3a</b> Did the organization have unrelated business gross income of \$1,000 or more during the year?	3a	X
<b>b</b> If "Yes," has it filed a Form 990-T for this year? If "No" to line 3b, provide an explanation on Schedule O	3b	
<b>4a</b> At any time during the calendar year, did the organization have an interest in, or a signature or other authority over, a financial account in a foreign country (such as a bank account, securities account, or other financial account)?	4a	X
<b>b</b> If "Yes," enter the name of the foreign country See instructions for filing requirements for FinCEN Form 114, Report of Foreign Bank and Financial Accounts (FBAR).		
<b>5a</b> Was the organization a party to a prohibited tax shelter transaction at any time during the tax year?	5a	X
<b>b</b> Did any taxable party notify the organization that it was or is a party to a prohibited tax shelter transaction?	5b	X
<b>c</b> If "Yes" to line 5a or 5b, did the organization file Form 8886-T?	5c	
<b>6a</b> Does the organization have annual gross receipts that are normally greater than \$100,000, and did the organization solicit any contributions that were not tax deductible as charitable contributions?	6a	X
<b>b</b> If "Yes," did the organization include with every solicitation an express statement that such contributions or gifts were not tax deductible?	6b	
<b>7 Organizations that may receive deductible contributions under section 170(c).</b>		
<b>a</b> Did the organization receive a payment in excess of \$75 made partly as a contribution and partly for goods and services provided to the payor?	7a	
<b>b</b> If "Yes," did the organization notify the donor of the value of the goods or services provided?	7b	
<b>c</b> Did the organization sell, exchange, or otherwise dispose of tangible personal property for which it was required to file Form 8282?	7c	
<b>d</b> If "Yes," indicate the number of Forms 8282 filed during the year	7d	
<b>e</b> Did the organization receive any funds, directly or indirectly, to pay premiums on a personal benefit contract?	7e	X
<b>f</b> Did the organization, during the year, pay premiums, directly or indirectly, on a personal benefit contract?	7f	X
<b>g</b> If the organization received a contribution of qualified intellectual property, did the organization file Form 8899 as required?	7g	
<b>h</b> If the organization received a contribution of cars, boats, airplanes, or other vehicles, did the organization file a Form 1098-C?	7h	
<b>8 Sponsoring organizations maintaining donor advised funds.</b> Did a donor advised fund maintained by the sponsoring organization have excess business holdings at any time during the year?	8	
<b>9 Sponsoring organizations maintaining donor advised funds.</b>		
<b>a</b> Did the sponsoring organization make any taxable distributions under section 4966?	9a	
<b>b</b> Did the sponsoring organization make a distribution to a donor, donor advisor, or related person?	9b	
<b>10 Section 501(c)(7) organizations.</b> Enter:		
<b>a</b> Initiation fees and capital contributions included on Part VIII, line 12	10a	
<b>b</b> Gross receipts, included on Form 990, Part VIII, line 12, for public use of club facilities	10b	
<b>11 Section 501(c)(12) organizations.</b> Enter:		
<b>a</b> Gross income from members or shareholders	11a	
<b>b</b> Gross income from other sources. (Do not net amounts due or paid to other sources against amounts due or received from them.)	11b	
<b>12a Section 4947(a)(1) non-exempt charitable trusts.</b> Is the organization filing Form 990 in lieu of Form 1041?	12a	
<b>b</b> If "Yes," enter the amount of tax-exempt interest received or accrued during the year	12b	
<b>13 Section 501(c)(29) qualified nonprofit health insurance issuers.</b>		
<b>a</b> Is the organization licensed to issue qualified health plans in more than one state? <b>Note:</b> See the instructions for additional information the organization must report on Schedule O.	13a	
<b>b</b> Enter the amount of reserves the organization is required to maintain by the states in which the organization is licensed to issue qualified health plans	13b	
<b>c</b> Enter the amount of reserves on hand	13c	
<b>14a</b> Did the organization receive any payments for indoor tanning services during the tax year?	14a	X
<b>b</b> If "Yes," has it filed a Form 720 to report these payments? If "No," provide an explanation on Schedule O	14b	
<b>15</b> Is the organization subject to the section 4960 tax on payment(s) of more than \$1,000,000 in remuneration or excess parachute payment(s) during the year? If "Yes," see the instructions and file Form 4720, Schedule N.	15	X
<b>16</b> Is the organization an educational institution subject to the section 4968 excise tax on net investment income? If "Yes," complete Form 4720, Schedule O.	16	X
<b>17 Section 501(c)(21) organizations.</b> Did the trust, or any disqualified or other person engage in any activities that would result in the imposition of an excise tax under section 4951, 4952 or 4953? If "Yes," complete Form 6069.	17	

**Part VI Governance, Management, and Disclosure.** For each "Yes" response to lines 2 through 7b below, and for a "No" response to line 8a, 8b, or 10b below, describe the circumstances, processes, or changes on Schedule O. See instructions.Check if Schedule O contains a response or note to any line in this Part VI ☒**Section A. Governing Body and Management**

	1a	1b	Yes	No
<b>1a</b> Enter the number of voting members of the governing body at the end of the tax year ..... If there are material differences in voting rights among members of the governing body, or if the governing body delegated broad authority to an executive committee or similar committee, explain on Schedule O.	4			
<b>b</b> Enter the number of voting members included on line 1a, above, who are independent .....		4		
<b>2</b> Did any officer, director, trustee, or key employee have a family relationship or a business relationship with any other officer, director, trustee, or key employee? .....				X
<b>3</b> Did the organization delegate control over management duties customarily performed by or under the direct supervision of officers, directors, trustees, or key employees to a management company or other person? .....			X	
<b>4</b> Did the organization make any significant changes to its governing documents since the prior Form 990 was filed? .....				X
<b>5</b> Did the organization become aware during the year of a significant diversion of the organization's assets? .....				X
<b>6</b> Did the organization have members or stockholders? .....			X	
<b>7a</b> Did the organization have members, stockholders, or other persons who had the power to elect or appoint one or more members of the governing body? .....			X	
<b>b</b> Are any governance decisions of the organization reserved to (or subject to approval by) members, stockholders, or persons other than the governing body? .....				X
<b>8</b> Did the organization contemporaneously document the meetings held or written actions undertaken during the year by the following:				
<b>a</b> The governing body? .....			X	
<b>b</b> Each committee with authority to act on behalf of the governing body? .....			X	
<b>9</b> Is there any officer, director, trustee, or key employee listed in Part VII, Section A, who cannot be reached at the organization's mailing address? If "Yes," provide the names and addresses on Schedule O .....				X

**Section B. Policies** (This Section B requests information about policies not required by the Internal Revenue Code.)

	Yes	No
<b>10a</b> Did the organization have local chapters, branches, or affiliates? .....		X
<b>b</b> If "Yes," did the organization have written policies and procedures governing the activities of such chapters, affiliates, and branches to ensure their operations are consistent with the organization's exempt purposes? .....		
<b>11a</b> Has the organization provided a complete copy of this Form 990 to all members of its governing body before filing the form? .....	X	
<b>b</b> Describe on Schedule O the process, if any, used by the organization to review this Form 990. ....		
<b>12a</b> Did the organization have a written conflict of interest policy? If "No," go to line 13 .....	X	
<b>b</b> Were officers, directors, or trustees, and key employees required to disclose annually interests that could give rise to conflicts? .....		X
<b>c</b> Did the organization regularly and consistently monitor and enforce compliance with the policy? If "Yes," describe on Schedule O how this was done .....		X
<b>13</b> Did the organization have a written whistleblower policy? .....	X	
<b>14</b> Did the organization have a written document retention and destruction policy? .....	X	
<b>15</b> Did the process for determining compensation of the following persons include a review and approval by independent persons, comparability data, and contemporaneous substantiation of the deliberation and decision?		
<b>a</b> The organization's CEO, Executive Director, or top management official .....		X
<b>b</b> Other officers or key employees of the organization .....		X
If "Yes" to line 15a or 15b, describe the process on Schedule O. See instructions. ....		
<b>16a</b> Did the organization invest in, contribute assets to, or participate in a joint venture or similar arrangement with a taxable entity during the year? .....		X
<b>b</b> If "Yes," did the organization follow a written policy or procedure requiring the organization to evaluate its participation in joint venture arrangements under applicable federal tax law, and take steps to safeguard the organization's exempt status with respect to such arrangements? .....		

**Section C. Disclosure**

**17** List the states with which a copy of this Form 990 is required to be filed CA, MT, IL

**18** Section 6104 requires an organization to make its Forms 1023 (1024 or 1024-A, if applicable), 990, and 990-T (section 501(c)(3)s only) available for public inspection. Indicate how you made these available. Check all that apply.  
☐ Own website ☐ Another's website ☒ Upon request ☐ Other (explain on Schedule O)

**19** Describe on Schedule O whether (and if so, how) the organization made its governing documents, conflict of interest policy, and financial statements available to the public during the tax year.

**20** State the name, address, and telephone number of the person who possesses the organization's books and records  
**DANIELLE MYERS - 267-513-1726**  
**500 OFFICE CENTER DRIVE, STE 400, FORT WASHINGTON, PA 19034**



**Part VII** Section A. Officers, Directors, Trustees, Key Employees, and Highest Compensated Employees (continued)

(A) Name and title	(B) Average hours per week (list any hours for related organizations below line)	(C) Position (do not check more than one box, unless person is both an officer and a director/trustee)						(D) Reportable compensation from the organization (W-2/1099-MISC/1099-NEC)	(E) Reportable compensation from related organizations (W-2/1099-MISC/1099-NEC)	(F) Estimated amount of other compensation from the organization and related organizations
		Individual trustee or director	Institutional trustee	Officer	Key employee	Highest compensated employee	Former			
<b>1b Subtotal</b> .....								0.	0.	0.
<b>c Total from continuation sheets to Part VII, Section A</b> .....								0.	0.	0.
<b>d Total (add lines 1b and 1c)</b> .....								0.	0.	0.

**2** Total number of individuals (including but not limited to those listed above) who received more than \$100,000 of reportable compensation from the organization 0

	Yes	No
<b>3</b> Did the organization list any <b>former</b> officer, director, trustee, key employee, or highest compensated employee on line 1a? <i>If "Yes," complete Schedule J for such individual</i> .....		X
<b>4</b> For any individual listed on line 1a, is the sum of reportable compensation and other compensation from the organization and related organizations greater than \$150,000? <i>If "Yes," complete Schedule J for such individual</i> .....		X
<b>5</b> Did any person listed on line 1a receive or accrue compensation from any unrelated organization or individual for services rendered to the organization? <i>If "Yes," complete Schedule J for such person</i> .....		X

**Section B. Independent Contractors**

**1** Complete this table for your five highest compensated independent contractors that received more than \$100,000 of compensation from the organization. Report compensation for the calendar year ending with or within the organization's tax year.

(A) Name and business address	(B) Description of services	(C) Compensation
PCA PRODUCT STEWARDSHIP INC., UNIT 420 2238 YUKON STREET, VANCOUVER, BRITISH	STATE PROGRAM ADMINISTRATION	2,000,000.
KELLEN COMPANY, 355 LEXINGTON AVENUE, 1TH FLOOR, NEW YORK, NY 10017	ASSOCIATION MANAGEMENT	654,375.
STATE OF CA DEPARTMENT OF TOXIC SUBSTANCES 9211 OAKDALE AVE, CHATSWORTH, CA 91311	STATE AGENCY	400,000.
VEOLIA ES TECHNICAL SOLUTIONS LLC 7 MOBILE STREET, SAUGET, IL 62201	WASTE MANAGEMENT SERVICES	386,612.
CROSSROADS SERVICES, 2360 ALVARADO STREET , SAN LEANDRO, CA 94577	UTILITY SERVICES	114,881.

**2** Total number of independent contractors (including but not limited to those listed above) who received more than \$100,000 of compensation from the organization 5

**Part VIII Statement of Revenue**Check if Schedule O contains a response or note to any line in this Part VIII ☐

				(A) Total revenue	(B) Related or exempt function revenue	(C) Unrelated business revenue	(D) Revenue excluded from tax under sections 512 - 514
<b>Contributions, Gifts, Grants and Other Similar Amounts</b>	<b>1 a</b> Federated campaigns .....	<b>1a</b>					
	<b>b</b> Membership dues .....	<b>1b</b>					
	<b>c</b> Fundraising events .....	<b>1c</b>					
	<b>d</b> Related organizations .....	<b>1d</b>					
	<b>e</b> Government grants (contributions) .....	<b>1e</b>					
	<b>f</b> All other contributions, gifts, grants, and similar amounts not included above ...	<b>1f</b>					
	<b>g</b> Noncash contributions included in lines 1a-1f	<b>1g</b>	\$				
	<b>h Total.</b> Add lines 1a-1f .....						
<b>Program Service Revenue</b>	<b>2 a</b> MEMBERS ADDITIONAL ASS	Business Code	900099	2,400,000.	2,400,000.		
	<b>b</b> MEMBERSHIP DUES		900099	2,289,010.	2,289,010.		
	<b>c</b> GOVERNMENT AFFAIRS		900099	227,000.	227,000.		
	<b>d</b> .....						
	<b>e</b> .....						
	<b>f</b> All other program service revenue .....						
	<b>g Total.</b> Add lines 2a-2f .....				4,916,010.		
	<b>Other Revenue</b>	<b>3</b> Investment income (including dividends, interest, and other similar amounts) .....			426.		
<b>4</b> Income from investment of tax-exempt bond proceeds .....							
<b>5</b> Royalties .....							
<b>6 a</b> Gross rents .....		<b>6a</b>	(i) Real	(ii) Personal			
<b>b</b> Less: rental expenses ...		<b>6b</b>					
<b>c</b> Rental income or (loss) .....		<b>6c</b>					
<b>d</b> Net rental income or (loss) .....							
<b>7 a</b> Gross amount from sales of assets other than inventory .....		<b>7a</b>	(i) Securities	(ii) Other			
<b>b</b> Less: cost or other basis and sales expenses .....		<b>7b</b>					
<b>c</b> Gain or (loss) .....		<b>7c</b>					
<b>d</b> Net gain or (loss) .....							
<b>8 a</b> Gross income from fundraising events (not including \$ _____ of contributions reported on line 1c). See Part IV, line 18 .....		<b>8a</b>					
<b>b</b> Less: direct expenses .....		<b>8b</b>					
<b>c</b> Net income or (loss) from fundraising events .....							
<b>9 a</b> Gross income from gaming activities. See Part IV, line 19 .....		<b>9a</b>					
<b>b</b> Less: direct expenses .....		<b>9b</b>					
<b>c</b> Net income or (loss) from gaming activities .....							
<b>10 a</b> Gross sales of inventory, less returns and allowances .....	<b>10a</b>						
<b>b</b> Less: cost of goods sold .....	<b>10b</b>						
<b>c</b> Net income or (loss) from sales of inventory .....							
<b>Miscellaneous Revenue</b>	<b>11 a</b> .....	Business Code					
	<b>b</b> .....						
	<b>c</b> .....						
	<b>d</b> All other revenue .....						
	<b>e Total.</b> Add lines 11a-11d .....						
	<b>12 Total revenue.</b> See instructions .....				4,916,436.	4,916,010.	0.



**Part IX Statement of Functional Expenses**

Section 501(c)(3) and 501(c)(4) organizations must complete all columns. All other organizations must complete column (A).

Check if Schedule O contains a response or note to any line in this Part IX ☐

Do not include amounts reported on lines 6b, 7b, 8b, 9b, and 10b of Part VIII.	(A) Total expenses	(B) Program service expenses	(C) Management and general expenses	(D) Fundraising expenses
<b>1</b> Grants and other assistance to domestic organizations and domestic governments. See Part IV, line 21 ...				
<b>2</b> Grants and other assistance to domestic individuals. See Part IV, line 22 .....				
<b>3</b> Grants and other assistance to foreign organizations, foreign governments, and foreign individuals. See Part IV, lines 15 and 16 .....				
<b>4</b> Benefits paid to or for members .....				
<b>5</b> Compensation of current officers, directors, trustees, and key employees .....				
<b>6</b> Compensation not included above to disqualified persons (as defined under section 4958(f)(1)) and persons described in section 4958(c)(3)(B) .....				
<b>7</b> Other salaries and wages .....				
<b>8</b> Pension plan accruals and contributions (include section 401(k) and 403(b) employer contributions) .....				
<b>9</b> Other employee benefits .....				
<b>10</b> Payroll taxes .....				
<b>11</b> Fees for services (nonemployees):				
<b>a</b> Management .....	410,063.			
<b>b</b> Legal .....	23,007.			
<b>c</b> Accounting .....	18,946.			
<b>d</b> Lobbying .....				
<b>e</b> Professional fundraising services. See Part IV, line 17 .....				
<b>f</b> Investment management fees .....				
<b>g</b> Other. (If line 11g amount exceeds 10% of line 25, column (A), amount, list line 11g expenses on Sch O.) .....	320,987.			
<b>12</b> Advertising and promotion .....	263,207.			
<b>13</b> Office expenses .....	21,000.			
<b>14</b> Information technology .....	37,825.			
<b>15</b> Royalties .....				
<b>16</b> Occupancy .....	2,108.			
<b>17</b> Travel .....	6,813.			
<b>18</b> Payments of travel or entertainment expenses for any federal, state, or local public officials ...				
<b>19</b> Conferences, conventions, and meetings .....				
<b>20</b> Interest .....				
<b>21</b> Payments to affiliates .....				
<b>22</b> Depreciation, depletion, and amortization .....	40,325.			
<b>23</b> Insurance .....	32,771.			
<b>24</b> Other expenses. Itemize expenses not covered above. (List miscellaneous expenses on line 24e. If line 24e amount exceeds 10% of line 25, column (A), amount, list line 24e expenses on Schedule O.)				
<b>a</b> CA MERCURY THERMOSTAT C	2,400,000.			
<b>b</b> RECYCLING SERVICES	376,737.			
<b>c</b> BAD DEBT	66,000.			
<b>d</b> SPONSORSHIPS AND MEMBER	23,079.			
<b>e</b> All other expenses	15,768.			
<b>25</b> Total functional expenses. Add lines 1 through 24e	4,058,636.			
<b>26</b> Joint costs. Complete this line only if the organization reported in column (B) joint costs from a combined educational campaign and fundraising solicitation. Check here <input type="checkbox"/> if following SOP 98-2 (ASC 958-720)				

**Part X Balance Sheet**Check if Schedule O contains a response or note to any line in this Part X ☐

		(A) Beginning of year		(B) End of year
<b>Assets</b>	<b>1</b> Cash - non-interest-bearing .....	1,290,689.	<b>1</b>	3,371,937.
	<b>2</b> Savings and temporary cash investments .....	250,696.	<b>2</b>	251,061.
	<b>3</b> Pledges and grants receivable, net .....		<b>3</b>	
	<b>4</b> Accounts receivable, net .....	609,477.	<b>4</b>	34,020.
	<b>5</b> Loans and other receivables from any current or former officer, director, trustee, key employee, creator or founder, substantial contributor, or 35% controlled entity or family member of any of these persons .....		<b>5</b>	
	<b>6</b> Loans and other receivables from other disqualified persons (as defined under section 4958(f)(1)), and persons described in section 4958(c)(3)(B) .....		<b>6</b>	
	<b>7</b> Notes and loans receivable, net .....		<b>7</b>	
	<b>8</b> Inventories for sale or use .....		<b>8</b>	
	<b>9</b> Prepaid expenses and deferred charges .....	30,298.	<b>9</b>	22,164.
	<b>10a</b> Land, buildings, and equipment: cost or other basis. Complete Part VI of Schedule D .....	<b>10a</b> 0.		
	<b>b</b> Less: accumulated depreciation .....	<b>10b</b> 0.	<b>10c</b> 0.	0.
	<b>11</b> Investments - publicly traded securities .....		<b>11</b>	
	<b>12</b> Investments - other securities. See Part IV, line 11 .....		<b>12</b>	
	<b>13</b> Investments - program-related. See Part IV, line 11 .....		<b>13</b>	
	<b>14</b> Intangible assets .....	82,735.	<b>14</b>	42,410.
	<b>15</b> Other assets. See Part IV, line 11 .....	2,000.	<b>15</b>	414,281.
<b>16</b> <b>Total assets.</b> Add lines 1 through 15 (must equal line 33) .....	2,265,895.	<b>16</b>	4,135,873.	
<b>Liabilities</b>	<b>17</b> Accounts payable and accrued expenses .....	334,229.	<b>17</b>	91,070.
	<b>18</b> Grants payable .....		<b>18</b>	
	<b>19</b> Deferred revenue .....	0.	<b>19</b>	1,255,337.
	<b>20</b> Tax-exempt bond liabilities .....		<b>20</b>	
	<b>21</b> Escrow or custodial account liability. Complete Part IV of Schedule D .....		<b>21</b>	
	<b>22</b> Loans and other payables to any current or former officer, director, trustee, key employee, creator or founder, substantial contributor, or 35% controlled entity or family member of any of these persons .....		<b>22</b>	
	<b>23</b> Secured mortgages and notes payable to unrelated third parties .....		<b>23</b>	
	<b>24</b> Unsecured notes and loans payable to unrelated third parties .....		<b>24</b>	
	<b>25</b> Other liabilities (including federal income tax, payables to related third parties, and other liabilities not included on lines 17-24). Complete Part X of Schedule D .....		<b>25</b>	
	<b>26</b> <b>Total liabilities.</b> Add lines 17 through 25 .....	334,229.	<b>26</b>	1,346,407.
<b>Net Assets or Fund Balances</b>	<b>Organizations that follow FASB ASC 958, check here</b> <input checked="" type="checkbox"/> <b>and complete lines 27, 28, 32, and 33.</b>			
	<b>27</b> Net assets without donor restrictions .....	1,811,666.	<b>27</b>	2,389,466.
	<b>28</b> Net assets with donor restrictions .....	120,000.	<b>28</b>	400,000.
	<b>Organizations that do not follow FASB ASC 958, check here</b> <input type="checkbox"/> <b>and complete lines 29 through 33.</b>			
	<b>29</b> Capital stock or trust principal, or current funds .....		<b>29</b>	
	<b>30</b> Paid-in or capital surplus, or land, building, or equipment fund .....		<b>30</b>	
	<b>31</b> Retained earnings, endowment, accumulated income, or other funds .....		<b>31</b>	
	<b>32</b> <b>Total net assets or fund balances</b> .....	1,931,666.	<b>32</b>	2,789,466.
	<b>33</b> <b>Total liabilities and net assets/fund balances</b> .....	2,265,895.	<b>33</b>	4,135,873.

Form 990 (2022)

**Part XI Reconciliation of Net Assets**Check if Schedule O contains a response or note to any line in this Part XI ☐

<b>1</b>	Total revenue (must equal Part VIII, column (A), line 12)	<b>1</b>	4,916,436.
<b>2</b>	Total expenses (must equal Part IX, column (A), line 25)	<b>2</b>	4,058,636.
<b>3</b>	Revenue less expenses. Subtract line 2 from line 1	<b>3</b>	857,800.
<b>4</b>	Net assets or fund balances at beginning of year (must equal Part X, line 32, column (A))	<b>4</b>	1,931,666.
<b>5</b>	Net unrealized gains (losses) on investments	<b>5</b>	
<b>6</b>	Donated services and use of facilities	<b>6</b>	
<b>7</b>	Investment expenses	<b>7</b>	
<b>8</b>	Prior period adjustments	<b>8</b>	
<b>9</b>	Other changes in net assets or fund balances (explain on Schedule O)	<b>9</b>	0.
<b>10</b>	Net assets or fund balances at end of year. Combine lines 3 through 9 (must equal Part X, line 32, column (B))	<b>10</b>	2,789,466.

**Part XII Financial Statements and Reporting**Check if Schedule O contains a response or note to any line in this Part XII ☒

	Yes	No
<b>1</b> Accounting method used to prepare the Form 990: <input type="checkbox"/> Cash <input checked="" type="checkbox"/> Accrual <input type="checkbox"/> Other _____ If the organization changed its method of accounting from a prior year or checked "Other," explain on Schedule O.		
<b>2a</b> Were the organization's financial statements compiled or reviewed by an independent accountant? _____ If "Yes," check a box below to indicate whether the financial statements for the year were compiled or reviewed on a separate basis, consolidated basis, or both: <input type="checkbox"/> Separate basis <input type="checkbox"/> Consolidated basis <input type="checkbox"/> Both consolidated and separate basis	<b>2a</b>	<b>X</b>
<b>b</b> Were the organization's financial statements audited by an independent accountant? _____ If "Yes," check a box below to indicate whether the financial statements for the year were audited on a separate basis, consolidated basis, or both: <input checked="" type="checkbox"/> Separate basis <input type="checkbox"/> Consolidated basis <input type="checkbox"/> Both consolidated and separate basis	<b>2b</b>	<b>X</b>
<b>c</b> If "Yes" to line 2a or 2b, does the organization have a committee that assumes responsibility for oversight of the audit, review, or compilation of its financial statements and selection of an independent accountant? _____ If the organization changed either its oversight process or selection process during the tax year, explain on Schedule O.	<b>2c</b>	<b>X</b>
<b>3a</b> As a result of a federal award, was the organization required to undergo an audit or audits as set forth in the Uniform Guidance, 2 C.F.R. Part 200, Subpart F? _____	<b>3a</b>	<b>X</b>
<b>b</b> If "Yes," did the organization undergo the required audit or audits? If the organization did not undergo the required audit or audits, explain why on Schedule O and describe any steps taken to undergo such audits _____	<b>3b</b>	

Form 990 (2022)

**SCHEDULE C**  
**(Form 990)**

Department of the Treasury  
Internal Revenue Service

**Political Campaign and Lobbying Activities**

For Organizations Exempt From Income Tax Under section 501(c) and section 527  
Complete if the organization is described below. Attach to Form 990 or Form 990-EZ.  
Go to [www.irs.gov/Form990](http://www.irs.gov/Form990) for instructions and the latest information.

OMB No. 1545-0047

**2022**

Open to Public  
Inspection

If the organization answered "Yes," on Form 990, Part IV, line 3, or Form 990-EZ, Part V, line 46 (Political Campaign Activities), then

- Section 501(c)(3) organizations: Complete Parts I-A and B. Do not complete Part I-C.
- Section 501(c) (other than section 501(c)(3)) organizations: Complete Parts I-A and C below. Do not complete Part I-B.
- Section 527 organizations: Complete Part I-A only.

If the organization answered "Yes," on Form 990, Part IV, line 4, or Form 990-EZ, Part VI, line 47 (Lobbying Activities), then

- Section 501(c)(3) organizations that have filed Form 5768 (election under section 501(h)): Complete Part II-A. Do not complete Part II-B.
- Section 501(c)(3) organizations that have NOT filed Form 5768 (election under section 501(h)): Complete Part II-B. Do not complete Part II-A.

If the organization answered "Yes," on Form 990, Part IV, line 5 (Proxy Tax) (See separate instructions) or Form 990-EZ, Part V, line 35c (Proxy Tax) (See separate instructions), then

- Section 501(c)(4), (5), or (6) organizations: Complete Part III.

Name of organization

**THERMOSTAT RECYCLING CORPORATION**

Employer identification number

**54-1830284**

**Part I-A Complete if the organization is exempt under section 501(c) or is a section 527 organization.**

1 Provide a description of the organization's direct and indirect political campaign activities in Part IV.

2 Political campaign activity expenditures ..... \$ .....

3 Volunteer hours for political campaign activities ..... ..

**Part I-B Complete if the organization is exempt under section 501(c)(3).**

1 Enter the amount of any excise tax incurred by the organization under section 4955 ..... \$ .....

2 Enter the amount of any excise tax incurred by organization managers under section 4955 ..... \$ .....

3 If the organization incurred a section 4955 tax, did it file Form 4720 for this year? ..... ☐ Yes ☐ No

4a Was a correction made? ..... ☐ Yes ☐ No

b If "Yes," describe in Part IV.

**Part I-C Complete if the organization is exempt under section 501(c), except section 501(c)(3).**

1 Enter the amount directly expended by the filing organization for section 527 exempt function activities ..... \$ .....

2 Enter the amount of the filing organization's funds contributed to other organizations for section 527  
exempt function activities ..... \$ .....

3 Total exempt function expenditures. Add lines 1 and 2. Enter here and on Form 1120-POL,  
line 17b ..... \$ .....

4 Did the filing organization file Form 1120-POL for this year? ..... ☐ Yes ☐ No

5 Enter the names, addresses and employer identification number (EIN) of all section 527 political organizations to which the filing organization made payments. For each organization listed, enter the amount paid from the filing organization's funds. Also enter the amount of political contributions received that were promptly and directly delivered to a separate political organization, such as a separate segregated fund or a political action committee (PAC). If additional space is needed, provide information in Part IV.

(a) Name	(b) Address	(c) EIN	(d) Amount paid from filing organization's funds. If none, enter -0-.	(e) Amount of political contributions received and promptly and directly delivered to a separate political organization. If none, enter -0-.

For Paperwork Reduction Act Notice, see the Instructions for Form 990 or 990-EZ.

Schedule C (Form 990) 2022

LHA

232041 11-08-22

**Part II-A** Complete if the organization is exempt under section 501(c)(3) and filed Form 5768 (election under section 501(h)).

- A** Check ☐ if the filing organization belongs to an affiliated group (and list in Part IV each affiliated group member's name, address, EIN, expenses, and share of excess lobbying expenditures).
- B** Check ☐ if the filing organization checked box A and "limited control" provisions apply.

Limits on Lobbying Expenditures (The term "expenditures" means amounts paid or incurred.)		(a) Filing organization's totals	(b) Affiliated group totals												
<b>1a</b> Total lobbying expenditures to influence public opinion (grassroots lobbying)															
<b>b</b> Total lobbying expenditures to influence a legislative body (direct lobbying)															
<b>c</b> Total lobbying expenditures (add lines 1a and 1b)															
<b>d</b> Other exempt purpose expenditures															
<b>e</b> Total exempt purpose expenditures (add lines 1c and 1d)															
<b>f</b> Lobbying nontaxable amount. Enter the amount from the following table in both columns.															
<table border="1"> <thead> <tr> <th>If the amount on line 1e, column (a) or (b) is:</th> <th>The lobbying nontaxable amount is:</th> </tr> </thead> <tbody> <tr> <td>Not over \$500,000</td> <td>20% of the amount on line 1e.</td> </tr> <tr> <td>Over \$500,000 but not over \$1,000,000</td> <td>\$100,000 plus 15% of the excess over \$500,000.</td> </tr> <tr> <td>Over \$1,000,000 but not over \$1,500,000</td> <td>\$175,000 plus 10% of the excess over \$1,000,000.</td> </tr> <tr> <td>Over \$1,500,000 but not over \$17,000,000</td> <td>\$225,000 plus 5% of the excess over \$1,500,000.</td> </tr> <tr> <td>Over \$17,000,000</td> <td>\$1,000,000.</td> </tr> </tbody> </table>	If the amount on line 1e, column (a) or (b) is:	The lobbying nontaxable amount is:	Not over \$500,000	20% of the amount on line 1e.	Over \$500,000 but not over \$1,000,000	\$100,000 plus 15% of the excess over \$500,000.	Over \$1,000,000 but not over \$1,500,000	\$175,000 plus 10% of the excess over \$1,000,000.	Over \$1,500,000 but not over \$17,000,000	\$225,000 plus 5% of the excess over \$1,500,000.	Over \$17,000,000	\$1,000,000.			
If the amount on line 1e, column (a) or (b) is:	The lobbying nontaxable amount is:														
Not over \$500,000	20% of the amount on line 1e.														
Over \$500,000 but not over \$1,000,000	\$100,000 plus 15% of the excess over \$500,000.														
Over \$1,000,000 but not over \$1,500,000	\$175,000 plus 10% of the excess over \$1,000,000.														
Over \$1,500,000 but not over \$17,000,000	\$225,000 plus 5% of the excess over \$1,500,000.														
Over \$17,000,000	\$1,000,000.														
<b>g</b> Grassroots nontaxable amount (enter 25% of line 1f)															
<b>h</b> Subtract line 1g from line 1a. If zero or less, enter -0-															
<b>i</b> Subtract line 1f from line 1c. If zero or less, enter -0-															
<b>j</b> If there is an amount other than zero on either line 1h or line 1i, did the organization file Form 4720 reporting section 4911 tax for this year?		<input type="checkbox"/> Yes <input type="checkbox"/> No													

**4-Year Averaging Period Under Section 501(h)**

(Some organizations that made a section 501(h) election do not have to complete all of the five columns below.  
See the separate instructions for lines 2a through 2f.)

**Lobbying Expenditures During 4-Year Averaging Period**

Calendar year (or fiscal year beginning in)	(a) 2019	(b) 2020	(c) 2021	(d) 2022	(e) Total
<b>2a</b> Lobbying nontaxable amount					
<b>b</b> Lobbying ceiling amount (150% of line 2a, column(e))					
<b>c</b> Total lobbying expenditures					
<b>d</b> Grassroots nontaxable amount					
<b>e</b> Grassroots ceiling amount (150% of line 2d, column (e))					
<b>f</b> Grassroots lobbying expenditures					

Schedule C (Form 990) 2022



**SCHEDULE D**  
**(Form 990)**

Department of the Treasury  
Internal Revenue Service

**Supplemental Financial Statements**

Complete if the organization answered "Yes" on Form 990,  
Part IV, line 6, 7, 8, 9, 10, 11a, 11b, 11c, 11d, 11e, 11f, 12a, or 12b.  
Attach to Form 990.

Go to [www.irs.gov/Form990](http://www.irs.gov/Form990) for instructions and the latest information.

OMB No. 1545-0047

**2022**

Open to Public  
Inspection

Name of the organization

**THERMOSTAT RECYCLING CORPORATION**

Employer identification number

**54-1830284**

**Part I**

**Organizations Maintaining Donor Advised Funds or Other Similar Funds or Accounts.** Complete if the organization answered "Yes" on Form 990, Part IV, line 6.

	(a) Donor advised funds	(b) Funds and other accounts
1 Total number at end of year .....		
2 Aggregate value of contributions to (during year) .....		
3 Aggregate value of grants from (during year) .....		
4 Aggregate value at end of year .....		
5 Did the organization inform all donors and donor advisors in writing that the assets held in donor advised funds are the organization's property, subject to the organization's exclusive legal control? .....	<input type="checkbox"/> Yes	<input type="checkbox"/> No
6 Did the organization inform all grantees, donors, and donor advisors in writing that grant funds can be used only for charitable purposes and not for the benefit of the donor or donor advisor, or for any other purpose conferring impermissible private benefit? .....	<input type="checkbox"/> Yes	<input type="checkbox"/> No

**Part II**

**Conservation Easements.** Complete if the organization answered "Yes" on Form 990, Part IV, line 7.

1 Purpose(s) of conservation easements held by the organization (check all that apply).  
☐ Preservation of land for public use (for example, recreation or education) ☐ Preservation of a historically important land area  
☐ Protection of natural habitat ☐ Preservation of a certified historic structure  
☐ Preservation of open space

2 Complete lines 2a through 2d if the organization held a qualified conservation contribution in the form of a conservation easement on the last day of the tax year.

	Held at the End of the Tax Year
a Total number of conservation easements .....	2a
b Total acreage restricted by conservation easements .....	2b
c Number of conservation easements on a certified historic structure included in (a) .....	2c
d Number of conservation easements included in (c) acquired after July 25, 2006, and not on a historic structure listed in the National Register .....	2d

3 Number of conservation easements modified, transferred, released, extinguished, or terminated by the organization during the tax year .....

4 Number of states where property subject to conservation easement is located .....

5 Does the organization have a written policy regarding the periodic monitoring, inspection, handling of violations, and enforcement of the conservation easements it holds? .....

☐ Yes ☐ No

6 Staff and volunteer hours devoted to monitoring, inspecting, handling of violations, and enforcing conservation easements during the year .....

7 Amount of expenses incurred in monitoring, inspecting, handling of violations, and enforcing conservation easements during the year .....

8 Does each conservation easement reported on line 2(d) above satisfy the requirements of section 170(h)(4)(B)(i) and section 170(h)(4)(B)(ii)? .....

☐ Yes ☐ No

9 In Part XIII, describe how the organization reports conservation easements in its revenue and expense statement and balance sheet, and include, if applicable, the text of the footnote to the organization's financial statements that describes the organization's accounting for conservation easements.

**Part III**

**Organizations Maintaining Collections of Art, Historical Treasures, or Other Similar Assets.**

Complete if the organization answered "Yes" on Form 990, Part IV, line 8.

1a If the organization elected, as permitted under FASB ASC 958, not to report in its revenue statement and balance sheet works of art, historical treasures, or other similar assets held for public exhibition, education, or research in furtherance of public service, provide in Part XIII the text of the footnote to its financial statements that describes these items.

b If the organization elected, as permitted under FASB ASC 958, to report in its revenue statement and balance sheet works of art, historical treasures, or other similar assets held for public exhibition, education, or research in furtherance of public service, provide the following amounts relating to these items:

(i) Revenue included on Form 990, Part VIII, line 1 ..... \$ .....

(ii) Assets included in Form 990, Part X ..... \$ .....

2 If the organization received or held works of art, historical treasures, or other similar assets for financial gain, provide the following amounts required to be reported under FASB ASC 958 relating to these items:

a Revenue included on Form 990, Part VIII, line 1 ..... \$ .....

b Assets included in Form 990, Part X ..... \$ .....

LHA For Paperwork Reduction Act Notice, see the Instructions for Form 990.

Schedule D (Form 990) 2022

**Part III Organizations Maintaining Collections of Art, Historical Treasures, or Other Similar Assets** (continued)

3 Using the organization's acquisition, accession, and other records, check any of the following that make significant use of its collection items (check all that apply):

a ☐ Public exhibition

d ☐ Loan or exchange program

b ☐ Scholarly research

e ☐ Other \_\_\_\_\_

c ☐ Preservation for future generations

4 Provide a description of the organization's collections and explain how they further the organization's exempt purpose in Part XIII.

5 During the year, did the organization solicit or receive donations of art, historical treasures, or other similar assets

to be sold to raise funds rather than to be maintained as part of the organization's collection? ☐ Yes ☐ No

**Part IV Escrow and Custodial Arrangements.** Complete if the organization answered "Yes" on Form 990, Part IV, line 9, or reported an amount on Form 990, Part X, line 21.

1a Is the organization an agent, trustee, custodian or other intermediary for contributions or other assets not included on Form 990, Part X? ☐ Yes ☐ No

b If "Yes," explain the arrangement in Part XIII and complete the following table:

	Amount
c Beginning balance	1c
d Additions during the year	1d
e Distributions during the year	1e
f Ending balance	1f

2a Did the organization include an amount on Form 990, Part X, line 21, for escrow or custodial account liability? ☐ Yes ☐ No

b If "Yes," explain the arrangement in Part XIII. Check here if the explanation has been provided on Part XIII ☐

**Part V Endowment Funds.** Complete if the organization answered "Yes" on Form 990, Part IV, line 10.

	(a) Current year	(b) Prior year	(c) Two years back	(d) Three years back	(e) Four years back
1a Beginning of year balance					
b Contributions					
c Net investment earnings, gains, and losses					
d Grants or scholarships					
e Other expenditures for facilities and programs					
f Administrative expenses					
g End of year balance					

2 Provide the estimated percentage of the current year end balance (line 1g, column (a)) held as:

a Board designated or quasi-endowment \_\_\_\_\_ %

b Permanent endowment \_\_\_\_\_ %

c Term endowment \_\_\_\_\_ %

The percentages on lines 2a, 2b, and 2c should equal 100%.

3a Are there endowment funds not in the possession of the organization that are held and administered for the organization by:

(i) Unrelated organizations

(ii) Related organizations

b If "Yes" on line 3a(ii), are the related organizations listed as required on Schedule R? ☐

	Yes	No
3a(i)		
3a(ii)		
3b		

4 Describe in Part XIII the intended uses of the organization's endowment funds.

**Part VI Land, Buildings, and Equipment.**

Complete if the organization answered "Yes" on Form 990, Part IV, line 11a. See Form 990, Part X, line 10.

Description of property	(a) Cost or other basis (investment)	(b) Cost or other basis (other)	(c) Accumulated depreciation	(d) Book value
1a Land				
b Buildings				0.
c Leasehold improvements				0.
d Equipment				0.
e Other			10,067.	0.
<b>Total.</b> Add lines 1a through 1e. (Column (d) must equal Form 990, Part X, column (B), line 10c.)				0.

Schedule D (Form 990) 2022



**Part VII Investments - Other Securities.**

Complete if the organization answered "Yes" on Form 990, Part IV, line 11b. See Form 990, Part X, line 12.

(a) Description of security or category (including name of security)	(b) Book value	(c) Method of valuation: Cost or end-of-year market value
(1) Financial derivatives .....		
(2) Closely held equity interests .....		
(3) Other .....		
(A) .....		
(B) .....		
(C) .....		
(D) .....		
(E) .....		
(F) .....		
(G) .....		
(H) .....		
<b>Total.</b> (Col. (b) must equal Form 990, Part X, col. (B) line 12.)		

**Part VIII Investments - Program Related.**

Complete if the organization answered "Yes" on Form 990, Part IV, line 11c. See Form 990, Part X, line 13.

(a) Description of investment	(b) Book value	(c) Method of valuation: Cost or end-of-year market value
(1) .....		
(2) .....		
(3) .....		
(4) .....		
(5) .....		
(6) .....		
(7) .....		
(8) .....		
(9) .....		
<b>Total.</b> (Col. (b) must equal Form 990, Part X, col. (B) line 13.)		

**Part IX Other Assets.**

Complete if the organization answered "Yes" on Form 990, Part IV, line 11d. See Form 990, Part X, line 15.

(a) Description	(b) Book value
(1) RESERVE FUND DEPOSIT	2,000.
(2) DUE FROM MEMBERS FOR THE CALORNIA MERCURY THERMOSTAT	
(3) COLLECTION ACT OF 2021	412,281.
(4) .....	
(5) .....	
(6) .....	
(7) .....	
(8) .....	
(9) .....	
<b>Total.</b> (Column (b) must equal Form 990, Part X, col. (B) line 15.)	414,281.

**Part X Other Liabilities.**

Complete if the organization answered "Yes" on Form 990, Part IV, line 11e or 11f. See Form 990, Part X, line 25.

(a) Description of liability	(b) Book value
1. (1) Federal income taxes	
(2) .....	
(3) .....	
(4) .....	
(5) .....	
(6) .....	
(7) .....	
(8) .....	
(9) .....	
<b>Total.</b> (Column (b) must equal Form 990, Part X, col. (B) line 25.)	

2. Liability for uncertain tax positions. In Part XIII, provide the text of the footnote to the organization's financial statements that reports the organization's liability for uncertain tax positions under FASB ASC 740. Check here if the text of the footnote has been provided in Part XIII ... ☒

Schedule D (Form 990) 2022

**Part XI Reconciliation of Revenue per Audited Financial Statements With Revenue per Return.**

Complete if the organization answered "Yes" on Form 990, Part IV, line 12a.

<b>1</b>	Total revenue, gains, and other support per audited financial statements	<b>1</b>	4,916,436.
<b>2</b>	Amounts included on line 1 but not on Form 990, Part VIII, line 12:		
<b>a</b>	Net unrealized gains (losses) on investments	<b>2a</b>	
<b>b</b>	Donated services and use of facilities	<b>2b</b>	
<b>c</b>	Recoveries of prior year grants	<b>2c</b>	
<b>d</b>	Other (Describe in Part XIII.)	<b>2d</b>	
<b>e</b>	Add lines <b>2a</b> through <b>2d</b>	<b>2e</b>	0.
<b>3</b>	Subtract line <b>2e</b> from line <b>1</b>	<b>3</b>	4,916,436.
<b>4</b>	Amounts included on Form 990, Part VIII, line 12, but not on line 1:		
<b>a</b>	Investment expenses not included on Form 990, Part VIII, line 7b	<b>4a</b>	
<b>b</b>	Other (Describe in Part XIII.)	<b>4b</b>	
<b>c</b>	Add lines <b>4a</b> and <b>4b</b>	<b>4c</b>	0.
<b>5</b>	Total revenue. Add lines <b>3</b> and <b>4c</b> . (This must equal Form 990, Part I, line 12.)	<b>5</b>	4,916,436.

**Part XII Reconciliation of Expenses per Audited Financial Statements With Expenses per Return.**

Complete if the organization answered "Yes" on Form 990, Part IV, line 12a.

<b>1</b>	Total expenses and losses per audited financial statements	<b>1</b>	4,058,636.
<b>2</b>	Amounts included on line 1 but not on Form 990, Part IX, line 25:		
<b>a</b>	Donated services and use of facilities	<b>2a</b>	
<b>b</b>	Prior year adjustments	<b>2b</b>	
<b>c</b>	Other losses	<b>2c</b>	
<b>d</b>	Other (Describe in Part XIII.)	<b>2d</b>	
<b>e</b>	Add lines <b>2a</b> through <b>2d</b>	<b>2e</b>	0.
<b>3</b>	Subtract line <b>2e</b> from line <b>1</b>	<b>3</b>	4,058,636.
<b>4</b>	Amounts included on Form 990, Part IX, line 25, but not on line 1:		
<b>a</b>	Investment expenses not included on Form 990, Part VIII, line 7b	<b>4a</b>	
<b>b</b>	Other (Describe in Part XIII.)	<b>4b</b>	
<b>c</b>	Add lines <b>4a</b> and <b>4b</b>	<b>4c</b>	0.
<b>5</b>	Total expenses. Add lines <b>3</b> and <b>4c</b> . (This must equal Form 990, Part I, line 18.)	<b>5</b>	4,058,636.

**Part XIII Supplemental Information.**

Provide the descriptions required for Part II, lines 3, 5, and 9; Part III, lines 1a and 4; Part IV, lines 1b and 2b; Part V, line 4; Part X, line 2; Part XI, lines 2d and 4b; and Part XII, lines 2d and 4b. Also complete this part to provide any additional information.

**PART X, LINE 2:**

TRC IS EXEMPT FROM INCOME TAXES ON ITS EXEMPT ACTIVITIES UNDER SECTION 501

(C) (6) OF THE INTERNAL REVENUE CODE. TRC FOLLOWS ACCOUNTING STANDARDS

FOR DEALING WITH UNCERTAINTY IN ACCOUNTING FOR INCOME TAX PROVISIONS. TRC

HAS DETERMINED THAT IT DOES NOT HAVE ANY MATERIAL UNRECOGNIZED TAX

BENEFITS OR OBLIGATIONS AS OF DECEMBER 31, 2022. YEARS ENDING ON OR AFTER

DECEMBER 31, 2019 REMAIN SUBJECT TO EXAMINATION BY FEDERAL AND STATE TAX

AUTHORITIES.

**SCHEDULE O**  
**(Form 990)**

Department of the Treasury  
Internal Revenue Service

**Supplemental Information to Form 990 or 990-EZ**

Complete to provide information for responses to specific questions on  
Form 990 or 990-EZ or to provide any additional information.  
Attach to Form 990 or Form 990-EZ.  
Go to [www.irs.gov/Form990](http://www.irs.gov/Form990) for the latest information.

OMB No. 1545-0047

**2022**

Open to Public  
Inspection

Name of the organization

THERMOSTAT RECYCLING CORPORATION

Employer identification number

54-1830284

FORM 990, PART VI, SECTION A, LINE 3:

THE ASSOCIATION APPOINTED KELLEN MANAGEMENT AS ITS AGENT TO CONDUCT THE  
MANAGEMENT OF THE ASSOCIATION IN ALL ASPECTS TO INCLUDE GENERAL ACTIVITIES,  
BOARD AND COMMITTEE SUPPORT, FINANCIAL MANAGEMENT, TECHNOLOGY AND WEBSITE  
MANAGEMENT, MARKETING AND COMMUNICATIONS, PROGRAM MANAGEMENT, AND  
REGULATORY COMPLIANCE.

FORM 990, PART VI, SECTION A, LINE 6:

INITIAL MEMBERS OF THIS CORPORATION SHALL BE WHITE-RODGERS CORPORATION AND  
HONEYWELL INC. EACH SUCH CORPORATION SHALL BE DEEMED AN ORIGINAL MEMBER OF  
THE CORPORATION, AND ALL CORPORATIONS MAY BE REFERRED TO COLLECTIVELY IN  
THE BY-LAWS AS THE ORIGINAL MEMBERS.

FROM TIME TO TIME, THE BOARD OF DIRECTORS MAY INVITE OTHER THERMOSTAT  
MANUFACTURERS TO PARTICIPATE AS MEMBERS IN THE CORPORATION. SUCH A  
CORPORATION SHALL BECOME A MEMBER ONLY UPON PAYMENT OF FEES AS PROVIDED  
UNDER ARTICLE VII OF THE BY-LAWS.

FORM 990, PART VI, SECTION A, LINE 7A:

THERE SHALL BE A NOMINATING COMMITTEE OF THE BOARD OF DIRECTORS, WHICH  
SHALL CONSIST OF THREE DIRECTORS, ALL OF WHOM ARE EMPLOYED BY ORIGINAL  
MEMBERS. ONE MONTH PRIOR TO THE ANNUAL MEETING OF THE CORPORATION, THE  
NOMINATING COMMITTEE SHALL APPROVE A SLATE OF NOMINEES MEETING THE  
QUALIFICATIONS SET FORTH IN SECTION 2 TO BE SUBMITTED TO THE MEMBERS FOR  
ELECTION AT THE ANNUAL MEETING.

Name of the organization

THERMOSTAT RECYCLING CORPORATION

Employer identification number

54-1830284

FORM 990, PART VI, SECTION B, LINE 11B:

A COPY OF FORM 990 IS PROVIDED TO ALL GOVERNING MEMBERS BEFORE IT IS FILED.

A REASONABLE AMOUNT OF TIME IS ALLOWED FOR THE GOVERNING MEMBERS TO REVIEW  
THE FORM 990 AND PROVIDE COMMENTS.

FORM 990, PART VI, SECTION C, LINE 19:

TRC MAKES ITS GOVERNING DOCUMENTS, CONFLICT OF INTEREST POLICY, AND  
FINANCIAL STATEMENTS AVAILABLE TO THE PUBLIC UPON REQUEST (VIA E-MAIL OR  
MAIL).

FORM 990, PART XII, LINE 2C

THE PROCESS HAS NOT CHANGED FROM THE PRIOR YEAR. THE BOARD OF  
DIRECTORS ASSUME OVERSIGHT RESPONSIBILITY FOR THE AUDIT.

2022 DEPRECIATION AND AMORTIZATION REPORT

FORM 990 PAGE 10

990

Asset No.	Description	Date Acquired	Method	Life	C o n v	Line No.	Unadjusted Cost Or Basis	Bus % Excl	Section 179 Expense	* Reduction In Basis	Basis For Depreciation	Beginning Accumulated Depreciation	Current Sec 179 Expense	Current Year Deduction	Ending Accumulated Depreciation
1	LAPTOP	07/15/12	SL	5.00		16	1,447.				1,447.	1,447.		0.	1,447.
3	2 DELL COMPUTERS	11/21/12	SL	5.00		16	3,007.				3,007.	3,007.		0.	3,007.
4	DELL OPTIPLEX 7010 SFF	01/05/14	SL	5.00		16	1,231.				1,231.	1,231.		0.	1,231.
5	DELL COMPUTER WITH MICROPHONE	01/31/14	SL	5.00		16	1,933.				1,933.	1,933.		0.	1,933.
6	DELL LAPTOP	05/01/14	SL	5.00		16	1,221.				1,221.	1,221.		0.	1,221.
7	DELL OPTIPLEX 7010 W/22" MONITOR	10/01/14	SL	5.00		16	1,228.				1,228.	1,228.		0.	1,228.
8	SALESFORCE SOFTWARE LICENSES	12/16/16		60M		HY43	3,012.				3,012.	3,012.		0.	3,012.
9	NEW DATABASE	01/31/17		60M		HY43	81,300.				81,300.	81,300.		0.	81,300.
10	FIRST PIER	01/01/19		60M		HY43	159,960.				159,960.	95,976.		31,992.	127,968.
11	WEBSITE	04/01/21		36M		HY43	25,000.				25,000.	6,250.		8,333.	14,583.
	* TOTAL 990 PAGE 10 DEPR & AMORT						279,339.				279,339.	196,605.		40,325.	236,930.

**Depreciation and Amortization**  
(Including Information on Listed Property) 990

OMB No. 1545-0172

**2022**  
Attachment  
Sequence No. **179**

Go to [www.irs.gov/Form4562](http://www.irs.gov/Form4562) for instructions and the latest information.

Attach to your tax return.

Business or activity to which this form relates

Identifying number

**THERMOSTAT RECYCLING CORPORATION**

**FORM 990 PAGE 10**

**54-1830284**

**Part I Election To Expense Certain Property Under Section 179** Note: If you have any listed property, complete Part V before you complete Part I.

1	Maximum amount (see instructions)	1	1,080,000.
2	Total cost of section 179 property placed in service (see instructions)	2	
3	Threshold cost of section 179 property before reduction in limitation	3	2,700,000.
4	Reduction in limitation. Subtract line 3 from line 2. If zero or less, enter -0-	4	
5	Dollar limitation for tax year. Subtract line 4 from line 1. If zero or less, enter -0-. If married filing separately, see instructions	5	
6	(a) Description of property	(b) Cost (business use only)	(c) Elected cost
7	Listed property. Enter the amount from line 29	7	
8	Total elected cost of section 179 property. Add amounts in column (c), lines 6 and 7	8	
9	Tentative deduction. Enter the smaller of line 5 or line 8	9	
10	Carryover of disallowed deduction from line 13 of your 2021 Form 4562	10	
11	Business income limitation. Enter the smaller of business income (not less than zero) or line 5	11	
12	Section 179 expense deduction. Add lines 9 and 10, but don't enter more than line 11	12	
13	Carryover of disallowed deduction to 2023. Add lines 9 and 10, less line 12	13	

Note: Don't use Part II or Part III below for listed property. Instead, use Part V.

**Part II Special Depreciation Allowance and Other Depreciation (Don't include listed property.)**

14	Special depreciation allowance for qualified property (other than listed property) placed in service during the tax year	14	
15	Property subject to section 168(f)(1) election	15	
16	Other depreciation (including ACRS)	16	

**Part III MACRS Depreciation (Don't include listed property. See instructions.)**

**Section A**

17	MACRS deductions for assets placed in service in tax years beginning before 2022	17	
18	If you are electing to group any assets placed in service during the tax year into one or more general asset accounts, check here		

**Section B - Assets Placed in Service During 2022 Tax Year Using the General Depreciation System**

(a) Classification of property	(b) Month and year placed in service	(c) Basis for depreciation (business/investment use only - see instructions)	(d) Recovery period	(e) Convention	(f) Method	(g) Depreciation deduction
19a 3-year property						
b 5-year property						
c 7-year property						
d 10-year property						
e 15-year property						
f 20-year property						
g 25-year property			25 yrs.		S/L	
h Residential rental property	/		27.5 yrs.	MM	S/L	
	/		27.5 yrs.	MM	S/L	
i Nonresidential real property	/		39 yrs.	MM	S/L	
	/			MM	S/L	

**Section C - Assets Placed in Service During 2022 Tax Year Using the Alternative Depreciation System**

20a Class life					S/L	
b 12-year			12 yrs.		S/L	
c 30-year	/		30 yrs.	MM	S/L	
d 40-year	/		40 yrs.	MM	S/L	

**Part IV Summary (See instructions.)**

21	Listed property. Enter amount from line 28	21	
22	Total. Add amounts from line 12, lines 14 through 17, lines 19 and 20 in column (g), and line 21. Enter here and on the appropriate lines of your return. Partnerships and S corporations - see instr.	22	0.
23	For assets shown above and placed in service during the current year, enter the portion of the basis attributable to section 263A costs	23	

**Part V****Listed Property** (Include automobiles, certain other vehicles, certain aircraft, and property used for entertainment, recreation, or amusement.)**Note:** For any vehicle for which you are using the standard mileage rate or deducting lease expense, complete only 24a, 24b, columns (a) through (c) of Section A, all of Section B, and Section C if applicable.**Section A - Depreciation and Other Information (Caution: See the instructions for limits for passenger automobiles.)**

24a Do you have evidence to support the business/investment use claimed? <input type="checkbox"/> Yes <input type="checkbox"/> No								24b If "Yes," is the evidence written? <input type="checkbox"/> Yes <input type="checkbox"/> No	
<b>(a)</b> Type of property (list vehicles first)	<b>(b)</b> Date placed in service	<b>(c)</b> Business/ investment use percentage	<b>(d)</b> Cost or other basis	<b>(e)</b> Basis for depreciation (business/investment use only)	<b>(f)</b> Recovery period	<b>(g)</b> Method/ Convention	<b>(h)</b> Depreciation deduction	<b>(i)</b> Elected section 179 cost	
25 Special depreciation allowance for qualified listed property placed in service during the tax year and used more than 50% in a qualified business use .....								25	
26 Property used more than 50% in a qualified business use:									
		%							
		%							
		%							
27 Property used 50% or less in a qualified business use:									
		%				S/L -			
		%				S/L -			
		%				S/L -			
28 Add amounts in column (h), lines 25 through 27. Enter here and on line 21, page 1 .....								28	
29 Add amounts in column (i), line 26. Enter here and on line 7, page 1 .....									29

**Section B - Information on Use of Vehicles**

Complete this section for vehicles used by a sole proprietor, partner, or other "more than 5% owner," or related person. If you provided vehicles to your employees, first answer the questions in Section C to see if you meet an exception to completing this section for those vehicles.

	<b>(a)</b> Vehicle	<b>(b)</b> Vehicle	<b>(c)</b> Vehicle	<b>(d)</b> Vehicle	<b>(e)</b> Vehicle	<b>(f)</b> Vehicle
30 Total business/investment miles driven during the year ( <b>don't</b> include commuting miles) .....						
31 Total commuting miles driven during the year .....						
32 Total other personal (noncommuting) miles driven .....						
33 Total miles driven during the year. Add lines 30 through 32 .....						
34 Was the vehicle available for personal use during off-duty hours? .....	Yes	No	Yes	No	Yes	No
35 Was the vehicle used primarily by a more than 5% owner or related person? .....						
36 Is another vehicle available for personal use? .....						

**Section C - Questions for Employers Who Provide Vehicles for Use by Their Employees**Answer these questions to determine if you meet an exception to completing Section B for vehicles used by employees who **aren't** more than 5% owners or related persons.

37 Do you maintain a written policy statement that prohibits all personal use of vehicles, including commuting, by your employees? .....	Yes	No
38 Do you maintain a written policy statement that prohibits personal use of vehicles, except commuting, by your employees? See the instructions for vehicles used by corporate officers, directors, or 1% or more owners .....		
39 Do you treat all use of vehicles by employees as personal use? .....		
40 Do you provide more than five vehicles to your employees, obtain information from your employees about the use of the vehicles, and retain the information received? .....		
41 Do you meet the requirements concerning qualified automobile demonstration use? .....		

**Note:** If your answer to 37, 38, 39, 40, or 41 is "Yes," don't complete Section B for the covered vehicles.**Part VI Amortization**

<b>(a)</b> Description of costs	<b>(b)</b> Date amortization begins	<b>(c)</b> Amortizable amount	<b>(d)</b> Code section	<b>(e)</b> Amortization period or percentage	<b>(f)</b> Amortization for this year
42 Amortization of costs that begins during your 2022 tax year:					
43 Amortization of costs that began before your 2022 tax year .....					STMT 1
					43
					40,325.
44 <b>Total.</b> Add amounts in column (f). See the instructions for where to report .....					44
					40,325.

## FORM 4562

## PART VI - AMORTIZATION

## STATEMENT 1

(A) DESCRIPTION OF COSTS	(B) DATE BEGAN	(C) AMORT. AMOUNT	(D) CODE SECT.	(E) LIFE/ RATE	(F) ACCUM. AMORT.	(G) AMORT. THIS YR.
FIRST PIER	01/01/19	159,960.		60M	95,976.	31,992.
WEBSITE	04/01/21	25,000.		36M	6,250.	8,333.
TOTAL TO FORM 4562, LINE 43						40,325.



**New Hampshire**  
**2023 Miss You Calls**

Location Type	Account	Location: Name	Street	City	State	Zip Code	Subject	Activity Date
Wholesaler	The Granite Group	The Granite Group	6 STORRS STREET	CONCORD	NH	03301	Miss You Call	5/8/2023
Wholesaler	The Granite Group	The Granite Group	13 WATERFORD PLACE	Gilford	NH	03249	Miss You Call	5/8/2023
Wholesaler	The Granite Group	The Granite Group	12 LONDONDERRY TURNPIKE	HOOKSETT	NH	03106	Miss You Call	5/8/2023
Wholesaler	The Granite Group	The Granite Group	21 VICTORIA CT.	KEENE	NH	03431	Miss You Call	5/8/2023
Wholesaler	Laconia Electric Supply	Laconia Electric Supply	935 UNION AVE	LACONIA	NH	03246	Miss You Call	5/8/2023
Wholesaler	Laconia Electric Supply	Laconia Electric Supply	935 UNION AVE	LACONIA	NH	03246	Miss You Call	2/27/2023
Wholesaler	Laconia Winair Co.	Laconia Winair Co.	76-B LEXINGTON DRIVE	LACONIA	NH	03246	Miss You Call	5/8/2023
Wholesaler	The Granite Group	The Granite Group	266 MECHANIC ST	Lebanon	NH	03766	Miss You Call	5/8/2023
Wholesaler	Graybar Electric	Graybar Electric	80 PEPSI DRIVE	MANCHESTER	NH	03109	Miss You Call	5/23/2023
Wholesaler	Independent Electric Supply	Independent Electric Supply	177 GAY STREET	MANCHESTER	NH	03103	Miss You Call	5/8/2023
Wholesaler	Independent Electric Supply	Independent Electric Supply	177 GAY STREET	MANCHESTER	NH	03103	Miss You Call	2/27/2023
Wholesaler	The Granite Group	The Granite Group	37 AMOSKEAG ST	Manchester	NH	03102	Miss You Call	5/8/2023
Wholesaler	The Portland Group	The Portland Group	255 Perimeter Road	Manchester	NH	03103	Miss You Call	5/22/2023
Wholesaler	United Refrigeration	United Refrigeration 41	60 Buckley Circle	Manchester	NH	03109	Miss You Call	5/15/2023
Wholesaler	The Granite Group	The Granite Group	183 Elm Street	Milford	NH	03055	Miss You Call	5/23/2023
Wholesaler	The Granite Group	The Granite Group	29 - 31 AMORY ST	Nashua	NH	03060	Miss You Call	5/8/2023
Wholesaler	Api Of Nh	Api Of Nh	50 CAMPUS DRIVE	PORTSMOUTH	NH	03801	Miss You Call	5/15/2023
Wholesaler	Standard Plumbing & Heating	Standard Plumbing and Heating	100 West Rd	PORTSMOUTH	NH	03801	Miss You Call	5/8/2023
Wholesaler	Standard Plumbing & Heating	Standard Plumbing and Heating	100 West Rd	PORTSMOUTH	NH	03801	Miss You Call	2/27/2023
Wholesaler	The Granite Group	The Granite Group	248 GONIC ROAD	Rochester	NH	03839	Miss You Call	5/8/2023

New Hampshire  
2023 Collection Location Summary Report

Bin Bar Code	Location Status	Location Type	Account: TRC Account Name	Name	Street	City	State	Zip Code	Contact Phone	Return Date	Number of Loose Switches	Number of Mercury Thermostats	Total Mercury Volume (lbs.)
M21883	Inactive	HHW	Acworth Transfer Station	Acworth Transfer Station	248 Derry Hill Road	Acworth	NH	03601					
	Active	HHW	Allenstown Highway Department	Allenstown Highway Department	161 Granite St.	Allenstown	NH	03275	603-485-5460	4/14/2023	0	1	0.0062
	Active	HHW	Allenstown Highway Department	Allenstown Highway Department	161 Granite St.	Allenstown	NH	03275	603-485-5460				
	Active	HHW	Allenstown Highway Department	Allenstown Highway Department	161 Granite St.	Allenstown	NH	03275	603-485-5460				
	Active	HHW	Town Of Allenstown	Town Of Allenstown	16 School Street	Allenstown	NH	03275	603-845-4276				
	Active	HHW	Alstead Transfer Station	Alstead Transfer Station	Route 12A	Alstead	NH	03302	603-835-2428				
	Active	HHW	Town Of Alton Transfer Center	Town Of Alton Transfer Center	1 Monument Square	Alton	NH	03809					
	Inactive	HHW	Amherst Transfer Station	Amherst Transfer Station		Amherst	NH	03561					
	Active	HVAC Contractor	Palmer Gas Ermer Oil	Palmer Gas & Oil	13 Hall Farm Road	Atkinson	NH	03811	603-898-7986				
	Inactive	HHW	Town Of Atkinson, Nh	Town Of Atkinson, Nh	21 Academy Avenue	Atkinson	NH	03811	603-362-4010				
	Inactive	Wholesaler	Heritage Plumbing & Heating	Heritage Plumbing & Heating	28 COMMERCIAL STREET	AUBURN	NH	03032	800-977-7437				
	Active	HHW	Town Of Bedford	Town Of Bedford	19 CHUBBUCK RD.	BEDFORD	NH	03110	603-422-4563				
	Active	HHW	Town Of Bennington	Town Of Bennington	7 School St.	Bennington	NH	03301					
	Active	HHW	Avvrrd	Avvrrd	100 West Milan Road	Berlin	NH	03570					
	Active	HHW	Bow Recycling Center	Bow Recycling Center	74 River Rd	Bow	NH	03302	603-228-6900				
	Active	HHW	Town Of Brookline	Town Of Brookline	1 Main Street	Brookline	NH	03033	603-673-4267				
	Prospective	Wholesaler	Zohoplacelholder	Decco, Inc.	31 Route 13	Brookline	NH	03033-					
	Active	HHW	Candia Recycling Center	Candia Recycling Center	29 Deer Run Road	Candia	NH	03034					
	Prospective	Wholesaler	Zohoplacelholder	Nh Plumbing & Mechanical Contractors Assoc. (I		Candia	NH	3034					
	Active	HHW	Canterbury Transfer Station	Canterbury Transfer Station	10 Hackleboro road	Canterbury	NH	03224	603-783-9980				
	Active	HHW	Carroll Transfer Station	Carroll Transfer Station	240 New Straw Rd.	Carroll	NH	03598					
	Inactive	HHW	Unity Recycling Center	Unity Recycling Center		CHARLESTOWN	NH	03603					
	Active	HHW	Chesterfield Transfer Station	Chesterfield Transfer Station	5 Brattleboro Rd	Chesterfield	NH	03466					
	Active	HHW	Claremont Transfer Station	Claremont Transfer Station	875 Washington Street	Claremont	NH	03743					
	Active	HVAC Contractor	Johnson Oil Company	Johnson Oil Company	235 MAIN STREET	CLAREMONT	NH	03743	603-543-3243				
	Active	HHW	Recycling Services, Inc.	Recycling Services, Inc.	38 Industrial Blvd.	Claremont	NH	03301					
	Inactive	Wholesaler	Rockingham Electric Company	Rockingham Electrical Supply	221 WASHINGTON ST	CLAREMONT	NH	03743					
	Active	Retailer	Runnings	Runnings	403 Washington St	Claremont	NH	03743	603-542-1574				
	Active	Retailer	Runnings	Runnings	403 Washington St	Claremont	NH	03743	603-542-1574				
	Active	HHW	Colebrook Transfer Facility	Town Of Colebrook	17 Bridge St.	Colebrook	NH	03576	(603) 237-8019				
	Active	HHW	Colebrook Transfer Facility	Town Of Colebrook	17 Bridge St.	Colebrook	NH	03576	(603) 237-8019				
	Active	Wholesaler	Blodgett Supply	Blodgett Supply	254 SHEEP DAVIS RD.	CONCORD	NH	03301	603-223-9841				
	Inactive	HHW	Concord Transfer Station - Best Way	Concord Transfer Station - Best Way	77 Old Turnpike Rd	Concord	NH	03302	603-230-3912				
M19720	Active	Wholesaler	F.W. Webb	Fw Webb	46 Henniker Street	Concord	NH	03301	603-223-6580	1/12/2023	0	15	0.093
	Active	Wholesaler	F.W. Webb	Fw Webb	46 Henniker Street	Concord	NH	03301	603-223-6580				
	Inactive	HHW	New Hampshire Dept Of Environmental Services	New Hampshire Dept Of Environmental Services	29 Hazen Drive	Concord	NH	03301					
	Inactive	HHW	New Hampshire Dept Of Environmental Services	New Hampshire Dept Of Environmental Services	29 Hazen Drive	Concord	NH	03301					
	Inactive	HHW	New Hampshire Dept Of Environmental Services	New Hampshire Dept Of Environmental Services	29 Hazen Drive	Concord	NH	03301					
	Inactive	HHW	New Hampshire Dept Of Environmental Services	New Hampshire Dept Of Environmental Services	29 Hazen Drive	Concord	NH	03301					
	Inactive	HHW	New Hampshire Dept Of Environmental Services	New Hampshire Dept Of Environmental Services	29 Hazen Drive	Concord	NH	03301					
	Inactive	Other	New Hampshire Homeowner Bin	New Hampshire Homeowner Bin	29 Hazen Drive	Concord	NH	03301					
	Inactive	HHW	Nh Department Of Environmental Services	Nh Department Of Environmental Services	29 HAZEN DRIVE	CONCORD	NH	03301	(603) 271-1749				
	Inactive	HHW	Nh Department Of Environmental Services	Nh Department Of Environmental Services	29 HAZEN DRIVE	CONCORD	NH	03301	(603) 271-1749				
	Inactive	HHW	Nh Department Of Environmental Services	Nh Department Of Environmental Services	29 HAZEN DRIVE	CONCORD	NH	03301	(603) 271-1749				
	Active	Wholesaler	Northeast Electric Dist.	Northeast Electric Dist.	22 BRIDGE ST, UNIT 8	CONCORD	NH	03301	224-2323				
	Active	Wholesaler	Rexel	Rexel	134 HALL STREET, UNIT F & G	CONCORD	NH	03301	603-235-9888				
	Active	Wholesaler	Rexel	Rexel	134 HALL STREET, UNIT F & G	CONCORD	NH	03301	603-235-9888				
	Active	Wholesaler	The Granite Group	The Granite Group	6 STORRS STREET	CONCORD	NH	03301	(603) 545-3470	4/20/2023	0	97	0.6076
	Active	Wholesaler	The Granite Group	The Granite Group	6 STORRS STREET	CONCORD	NH	03301	(603) 545-3470				
M13807	Active	Wholesaler	The Granite Group	The Granite Group	6 STORRS STREET	CONCORD	NH	03301	(603) 545-3470				
	Active	Wholesaler	The Granite Group	The Granite Group	6 STORRS STREET	CONCORD	NH	03301	(603) 545-3470				
	Active	Wholesaler	The Granite Group	The Granite Group	6 STORRS STREET	CONCORD	NH	03301	(603) 545-3470				
	Active	Wholesaler	The Granite Group	The Granite Group	6 STORRS STREET	CONCORD	NH	03301	(603) 545-3470				
	Active	Wholesaler	The Granite Group	The Granite Group	6 STORRS STREET	CONCORD	NH	03301	(603) 545-3470				
	Active	Wholesaler	The Granite Group	The Granite Group	6 STORRS STREET	CONCORD	NH	03301	(603) 545-3470				
	Active	Wholesaler	The Granite Group	The Granite Group	6 STORRS STREET	CONCORD	NH	03301	(603) 545-3470				
	Active	HHW	Sandwich Transfer Station	Sandwich Transfer Station	63 Mt. Israel Rd	Ctr. Sandwich	NH	03227					
	Active	HHW	Sandwich Transfer Station	Sandwich Transfer Station	63 Mt. Israel Rd	Ctr. Sandwich	NH	03227					
	Active	HHW	Dalton Transfer Station	Dalton Transfer Station	756 Dalton Road	Dalton	NH	03598	(603) 837-2092				
	Inactive	Wholesaler	Community Electric Service - Closed	Community Electric Service - Closed	129 ROCKINGHAM ROAD	DERRY	NH	03038	603-432-2293				
	Active	HHW	Derry Transfer Station	Derry Transfer Station	14 Manning St.	Derry	NH	03038	603-845-5574	7/11/2023	0	25	0.155
	Active	HHW	Dover Transfer Station	Dover Transfer Station	271 Must Rd	Dover	NH	03820					
	Active	Wholesaler	F.W. Webb	F.W. Webb	218 KNOX MARSH ROAD	Dover	NH	03820	(603) 749-3100				
	Inactive	Wholesaler	F.W. Webb	F.W. Webb Company	10 SUMNER DRIVE	DOVER	NH	03820	603 749-3100				
	Active	Wholesaler	Northeast Electric	Northeast Electric	36 LITTLEWORTH ROAD	DOVER	NH	03820	603-740-3800				
M13091	Active	Wholesaler	Sid Harvey	Sid Harvey Industries, Inc 056	16 INDUSTRIAL PARK ROAD	DOVER	NH	03820	603-740-9715				
	Active	Wholesaler	Sid Harvey	Sid Harvey Industries, Inc 056	16 INDUSTRIAL PARK ROAD	DOVER	NH	03820	603-740-9715				
	Active	HHW	Town Of Durham	Durham Transfer Station	100 Stone Quarry	Durham	NH	03824	(603) 868-1001				
	Active	HHW	Town Of Enfield	Town Of Enfield	23 MAIN STREET	Enfield	NH	03748	603-532-5208				
	Prospective	Wholesaler	Zohoplacelholder	Phcc National		Epsom	NH	3234					
	Active	HHW	Errol Recycling Center	Errol Recycling Center	33 Main St	Errol	NH	03302	603-482-3421				
	Active	Retailer	Arjay's Ace Hardware	Arjay's Ace Hardware	55 LINCOLN STREET	EXETER	NH	03833	603-772-6054				
	Active	HHW	Exeter	Exeter	13 Newfields Rd	Exeter	NH	03302	M-F8-4				
	Active	Wholesaler	F.W. Webb	F.W. Webb Co.	18 CONTINENTAL DRIVE	EXETER	NH	03833	603-772-3441				
	Active	Wholesaler	The Granite Group	The Granite Group	152 EPPING RD	Exeter	NH	03833	603-545-3377				
	Active	Wholesaler	The Granite Group	The Granite Group	152 EPPING RD	Exeter	NH	03833	603-545-3377				
	Active	HHW	Town Of Francestown	Town Of Francestown	PO Box 5	Francestown	NH	03043	603-547-8855	12/13/2023	0	6	0.0372
	Active	HHW	Tri-Town Transfer Station	Tri-Town Transfer Station	664 Easton Road	Franconia	NH	03580					
	Active	HHW	Tri-Town Transfer Station	Tri-Town Transfer Station	664 Easton Road	Franconia	NH	03580					
	Active	HHW	Franklin Transfer Station	Franklin Transfer Station	43 West Bow St	Franklin	NH	03235					
	Active	Wholesaler	F.W. Webb	F. W. Webb Co.	302 Hounsell Ave.	Gilford	NH	03249	(603) 524-9322				
	Active	Wholesaler	F.W. Webb	F. W. Webb Co.	302 Hounsell Ave.	Gilford	NH	03249	(603) 524-9322				

New Hampshire  
2023 Collection Location Summary Report

	Active	Wholesaler	The Granite Group	The Granite Group	13 WATERFORD PLACE	Gilford	NH	03249	603-832-2027					
	Active	HHW	Town Of Gilford	Town Of Gilford	150 Gilford Rd	Gilford	NH	03249	603-293-0220					
	Active	HHW	Gilmanton Transfer Station	Gilmanton Transfer Station	284 Province Rd	Gilmanton	NH	03237						
	Active	HHW	Town Of Gilmanton	Town Of Gilmanton	284 PROVINCE RD (P.O. BOX 550)	GILMANTON	NH	03237	603-267-6070					
	Active	HHW	Town Of Gilmanton	Town Of Gilmanton	284 PROVINCE RD (P.O. BOX 550)	GILMANTON	NH	03237	603-267-6070					
	Active	HHW	Town Of Gilsun	Town Of Gilsun	Off Dump Rd Surry Rd	Gilsun	NH	03448	603-357-0280					
	Active	HHW	Goshen Transfer Station	Goshen Transfer Station	54 Mill Village Road N.	Goshen	NH	03752	603-271-0878					
	Active	HHW	Town Of Grafton	Town Of Grafton	7 Library St.	Grafton	NH	03301						
	Active	HHW	Crotched Mountain Rehab	Crotched Mountain Rehab	1 Verney	Greenfield	NH	03047	603-547-3311					
	Active	HHW	Greenland Transfer Station	Greenland Transfer Station	11 Town Square	Greenland	NH	03840	603-431-7111 x100					
	Active	HHW	Town Of Hampstead	Town Of Hampstead	11 MAIN ST	HAMPSTEAD	NH	03841	603-887-3484					
	Active	HHW	Town Of Hampstead	Town Of Hampstead	11 Main St	Hampstead	NH	03841	603-329-5110					
M11076	Active	HHW	Dowling Corporation	Dowling Corporation	363 Exeter Road	Hampton	NH	03842	603-433-1311	1/20/2023	0	84	0.5952	
	Active	HHW	Hampton Transfer Station	Hampton Transfer Station	11 Hardardt's Way	Hampton	NH	03842	603-929-5930					
	Active	HHW	Hampton Transfer Station	Hampton Transfer Station	11 Hardardt's Way	Hampton	NH	03842	603-929-5930					
	Inactive	HHW	Hampton Transfer Station	Hampton Transfer Station	9 Hardardt's Way	Hampton	NH	03842						
	Active	HHW	Town Of Hancock	Town Of Hancock	44 BENNINGTON ROAD	Hancock	NH	03449						
M19329	Active	HHW	Town Of Hanover Public Works	Town Of Hanover Public Works	194 Lebanon St.	Hanover	NH	03755	603-643-3327	9/23/2023	0	9	0.0558	
M13096	Active	HHW	Henniker Transfer Station	Henniker Transfer Station	69 Weare Rd	Henniker	NH	03242		12/21/2023	0	6	0.0434	
	Active	HHW	Town Of Hillsborough	Town Of Hillsborough	44 MUNICIPAL DR.	HILLSBOROUGH	NH	03244						
M13124	Active	HHW	Hinsdale Transfer Station	Hinsdale Transfer Station	214 Northfield Rd	Hinsdale	NH	03451		3/24/2023	0	3	0.0186	
	Active	HHW	Town Of Holderness	Town Of Holderness	Transfer Station -- Ta Da Dump Road	HOLDERNESS	NH	03245	603-279-6336					
	Active	HHW	Town Of Holderness	Town Of Holderness	Transfer Station -- Ta Da Dump Road	HOLDERNESS	NH	03245	603-279-6336					
M13083	Active	HHW	Hollis Transfer Station	Hollis Transfer Station	10 Muzzey Rd	Hollis	NH	03049		7/21/2023	0	14	0.0868	
M21606	Active	HHW	Hooksett Transfer Station	Hooksett Transfer Station	210 West River Road	Hooksett	NH	03106	603-669-5198	4/28/2023	0	14	0.0868	
M21606	Active	HHW	Hooksett Transfer Station	Hooksett Transfer Station	210 West River Road	Hooksett	NH	03106	603-669-5198	12/21/2023	0	37	0.2294	
	Active	HHW	Hooksett Transfer Station	Hooksett Transfer Station	210 West River Road	Hooksett	NH	03106	603-669-5198					
M22335	Active	Wholesaler	The Granite Group	The Granite Group	12 LONDONDERRY TURNPIKE	HOOKSETT	NH	03106	603-545-3377	9/8/2023	0	83	0.558	
M22336	Active	Wholesaler	The Granite Group	The Granite Group	12 LONDONDERRY TURNPIKE	HOOKSETT	NH	03106	603-545-3377	9/8/2023	0	127	0.7874	
	Active	Wholesaler	The Granite Group	The Granite Group	12 LONDONDERRY TURNPIKE	HOOKSETT	NH	03106	603-545-3377					
	Active	Wholesaler	The Granite Group	The Granite Group	12 LONDONDERRY TURNPIKE	HOOKSETT	NH	03106	603-545-3377					
	Prospective	Wholesaler	Zohoplaceholder	New Hampshire Plumbers & Steamfitters Ua Loc		Hooksett	NH	3106						
	Active	HHW	Hopkinton Webster Transfer Station	Hopkinton Webster Transfer Station	330 MAIN ST	Hopkinton	NH	03229	603-746-3810					
	Active	HHW	Hopkinton Webster Transfer Station	Hopkinton Webster Transfer Station	330 MAIN ST	Hopkinton	NH	03229	603-746-3810					
	Inactive	Wholesaler	Engel HVAC Supply - Closed	Engel HVAC Supply - Closed	17 FRIARS DRIVE	HUDSON	NH	03051	603-889-7791					
M15944	Active	Wholesaler	S.G. Torrice Co	S. G. Torrice Corp	24 FLAGSTONE DRIVE	HUDSON	NH	03051	(603) 886-5733	2/3/2023	0	3	0.0186	
	Active	Wholesaler	S.G. Torrice Co	S. G. Torrice Corp	24 FLAGSTONE DRIVE	HUDSON	NH	03051	(603) 886-5733					
	Prospective	Wholesaler	WatSCO	Homans Associates - Hudson		Hudson	NH	3051						
	Active	HHW	Bartlett Jackson Transfer Station	Bartlett Jackson Transfer Station	56 TOWN HALL RD	INTERVALE	NH	03845	603-271-0878					
	Active	Wholesaler	Smithfield Plumbing & Heating Supply	Smithfield Plumbing & Heating Supply	39 NH Route 16 and 302	Intervale	NH	03845	603-733-5400					
	Inactive	HHW	Jaffrey Transfer Station & Recycling Center	Jaffrey Transfer Station & Recycling Center	23 Knight St.	Jaffrey	NH	03301						
	Active	Wholesaler	F.W. Webb	F.W. Webb	420 Winchester Street	Keene	NH	03431	603-357-1877					
	Active	Wholesaler	F.W. Webb	F.W. Webb	420 Winchester Street	Keene	NH	03431	603-357-1877					
	Active	Wholesaler	F.W. Webb	F.W. Webb	420 Winchester Street	Keene	NH	03431	603-357-1877					
	Active	Wholesaler	Granite City Electric	Granite City Electric	16 Rose Ln	KEENE	NH	03431	605 355 4946					
	Active	Wholesaler	Granite City Electric	Granite City Electric	16 Rose Ln	KEENE	NH	03431	605 355 4946					
	Active	HHW	Keene Transfer Station	Keene Transfer Station	55 Old Summit Rd	Keene	NH	03431	603-352-5739					
	Active	Wholesaler	The Granite Group	The Granite Group	21 VICTORIA CT.	KEENE	NH	03431	603-545-3377					
	Inactive	Wholesaler	Ferguson	Redlon & Johnson - Closed	484 PROVINCE RD.	LACONIA	NH	03246	603-524-4422					
	Inactive	Wholesaler	Ferguson	Redlon & Johnson - Closed	484 PROVINCE RD.	LACONIA	NH	03246	603-524-4422					
	Inactive	Wholesaler	George A Stevens, Co	George A Stevens, Co	60 BAY ST UNIT 4	LACONIA	NH	03246	603-524-2688					
	Inactive	Wholesaler	George A Stevens, Co	George A Stevens, Co	60 BAY ST UNIT 4	LACONIA	NH	03246	603-524-2688					
	Inactive	Wholesaler	George A Stevens, Co	George A Stevens, Co	60 BAY ST UNIT 4	LACONIA	NH	03246	603-524-2688					
	Active	Wholesaler	Jj Morin, Inc.	Jj Morin, Inc.	77 NEW SALEM STREET	LACONIA	NH	03246	603-542-4422					
	Active	Wholesaler	Jj Morin, Inc.	Jj Morin, Inc.	77 NEW SALEM STREET	LACONIA	NH	03246	603-542-4422					
	Active	Wholesaler	Laconia Electric Supply	Laconia Electric Supply	935 UNION AVE	LACONIA	NH	03246	603-524-0505					
	Active	Wholesaler	Laconia Winair Co.	Laconia Winair Co.	76-B LEXINGTON DRIVE	LACONIA	NH	03246	603-528-9466					
	Active	Wholesaler	Laconia Winair Co.	Laconia Winair Co.	76-B LEXINGTON DRIVE	LACONIA	NH	03246	603-528-9466					
	Prospective	Wholesaler	Zohoplaceholder	Dutile Refrigeration Co.	252 Messer St	Laconia	NH	3246						
M14175	Active	HHW	Lancaster Transfer Station	Lancaster Transfer Station	121 WATER STREET	LANCASTER	NH	03584	603-788-3200					
	Active	Wholesaler	Central Supply Inc	Central Supply Inc	12 WATER STREET	LEBANON	NH	03766	603-448-5116	3/27/2023	0	42	0.2976	
	Active	Wholesaler	F.W. Webb	F.W. Webb Co.	55 ETNA RD.	LEBANON	NH	03766	603-448-1980					
	Active	Wholesaler	F.W. Webb	F.W. Webb Co.	55 ETNA RD.	LEBANON	NH	03766	603-448-1980					
	Active	HHW	Lebanon Recycling Center	Lebanon Recycling Center	370 NORTH PLAINFIELD ROAD	LEBANON	NH	03766	603-298-6487					
	Active	Wholesaler	Premier Supply Group	Lebanon Plumbing Supply	179 Mechanic Street	Lebanon	NH	03766	603-443-9768					
	Active	Wholesaler	The Granite Group	The Granite Group	266 MECHANIC ST	Lebanon	NH	03766	603-545-3377					
	Active	HHW	Town Of Lee (Lee Transfer Station)	Town Of Lee (Lee Transfer Station)	11 Recycling Center Road	Lee	NH	03861	603-659-2239					
	Active	HHW	Town Of Lee (Lee Transfer Station)	Town Of Lee (Lee Transfer Station)	11 Recycling Center Road	Lee	NH	03861	603-659-2239					
	Active	HHW	Transfer Station	Transfer Station	118 Lovejoy Rd	Lempster	NH	03605	603-863-0254					
	Inactive	HHW	Lincoln Transfer Station	Lincoln Transfer Station	63 Recycle Rd	Lincoln	NH	03251						
	Prospective	Wholesaler	Zohoplaceholder	Entropy Sales Ltd.		Lincoln	NH	3251						
	Active	HHW	Lisbon Nh Transfer Station	Lisbon Nh Transfer Station	35 Ecology Drive	Lisbon	NH	03585	603-838-5131					
	Inactive	HHW	Lisbon Transfer Station	Lisbon Transfer Station	46 School St	Lisbon	NH	03585						
	Active	HHW	Litchfield Transfer Station	Litchfield Transfer Station	1 Liberty Way	Litchfield	NH	03052						
	Active	HHW	Litchfield Transfer Station	Litchfield Transfer Station	1 Liberty Way	Litchfield	NH	03052						
	Active	HHW	Littleton Transfer Station	Littleton Transfer Station	1213 Mt. Eustis	Littleton	NH	03561						
M19579	Active	HHW	Littleton Transfer Station	Littleton Transfer Station	1213 Mt. Eustis	Littleton	NH	03561		8/1/2023	0	16	0.1612	
	Inactive	HHW	Londonderry Transfer Station	Londonderry Transfer Station	Londonderry	Londonderry	NH	03302	603-425-7959					
	Active	HHW	Loudon Transfer Station	Loudon Transfer Station	42 Dump Rd	Loudon	NH	03307						
	Active	HHW	Lyme Recycling Center	Lyme Recycling Center	24 High Street	Lyme	NH	03301						
	Active	Wholesaler	F.W. Webb	F.W. Webb Co.	1173 CONWAY RD.	MADISON	NH	03849	603-367-8852					
	Active	Wholesaler	F.W. Webb	F.W. Webb Co.	1173 CONWAY RD.	MADISON	NH	03849	603-367-8852					
	Active	Wholesaler	Api Of Nh	Api Of Nh	190 ZACHARY ROAD	MANCHESTER	NH	03109	603-668-7810					

New Hampshire  
2023 Collection Location Summary Report

	Active	Wholesaler	Api Of Nh	Api Of Nh	190 ZACHARY ROAD	MANCHESTER	NH	03109	603-668-7810					
	Active	Wholesaler	Bell Simons	Bell Simons Company	1050 HOLT AVE, 3	MANCHESTER	NH	03109	603-627-7684					
	Active	Wholesaler	Ced-Consolidated Electrical Distributors	Ced-Consolidated Electrical Distributors	79 Carl DRIVE	MANCHESTER	NH	03103	603-669-6427					
	Active	HHW	City Of Manchester	City Of Manchester	500 Dunbarton Rd	Manchester	NH	03101	(603) 624-6504					
	Active	Wholesaler	Denron Plumbing And Hvac	Denron Plumbing And Hvac	605 Front St.	Manchester	NH	03102	603-627-4186					
	Active	Wholesaler	F.W. Webb	F.W. Webb Branch 54	25 UNION STREET	MANCHESTER	NH	03103	603-668-6488					
	Active	Wholesaler	F.W. Webb	F. W. Webb Co.	34 Beech St.	Manchester	NH	03103	(603) 668-6488					
	Active	Wholesaler	F.W. Webb	F. W. Webb Co.	34 Beech St.	Manchester	NH	03103	(603) 668-6488					
	Inactive	Wholesaler	Ferguson	Redlon & Johnson	293 Abbey Road	Manchester	NH	03103	603-669-8100					
	Inactive	Wholesaler	Ferguson	Redlon & Johnson	293 Abbey Road	Manchester	NH	03103	603-669-8100					
	Active	Wholesaler	Graybar Electric	Graybar Electric	80 PEPSI DRIVE	MANCHESTER	NH	03109	603-624-4341					
	Active	Wholesaler	Independent Electric Supply	Independent Electric Supply	177 GAY STREET	MANCHESTER	NH	03103	603-627-2220					
M11082	Active	Wholesaler	Ja Marino Automatic Htg	Ja Marino Automatic Htg	80 MAPLE STREET	MANCHESTER	NH	03103	603-669-7552	3/28/2023	0	31	0.2046	
	Active	Wholesaler	Ja Marino Automatic Htg	Ja Marino Automatic Htg	80 MAPLE STREET	MANCHESTER	NH	03103	603-669-7552					
	Active	HVAC Contractor	Manchester Housing And Redevelopment Authc	Manchester Housing And Redevelopment Autho	89 PINE ST.	MANCHESTER	NH	03103	603-624-2123					
	Active	HVAC Contractor	Manchester Housing And Redevelopment Authc	Manchester Housing And Redevelopment Autho	89 PINE ST.	MANCHESTER	NH	03103	603-624-2123					
M14233	Active	Wholesaler	Rexel	Rexel	305 MASSABESIC STREET	MANCHESTER	NH	03103	603-669-2700					
	Active	Wholesaler	Sid Harvey	Sid Harvey Industries	999 CANDIA RD.	MANCHESTER	NH	03109	603-669-3060	6/30/2023	0	123	0.8432	
	Active	HVAC Contractor	Solarcity	Solarcity	468 Pepsi Rd	Manchester	NH	03109	774-463-6233					
	Active	Wholesaler	The Granite Group	The Granite Group	37 AMOSKEAG ST	Manchester	NH	03102	603-545-3377					
	Active	Wholesaler	The Portland Group	The Portland Group	255 Perimeter Road	Manchester	NH	03103	603-263-3272					
	Inactive	Wholesaler	Total Air Supply	Total Air Supply		MANCHESTER	NH	03060						
	Active	Wholesaler	Trane	Trane Supply	1050 Holt Avenue	Manchester	NH	03109	603-421-2780					
	Active	Wholesaler	United Refrigeration	United Refrigeration 41	60 Buckley Circle	Manchester	NH	03109	603-669-2896					
	Active	Wholesaler	Watco	Carrier Enterprise	520 East Industrial Park Drive	Manchester	NH	03109	603-623-0896					
	Active	HVAC Contractor	Keating Plumbing And Heating	Keating Plumbing And Heating	PO Box 426	Marlborough	NH	03455	603-876-4447					
	Active	HHW	Marlow Transfer Station	Marlow Transfer Station	167 NH RT 123	Marlow	NH	03456						
	Active	HHW	Marlow Transfer Station	Marlow Transfer Station	167 NH RT 123	Marlow	NH	03456						
	Active	HHW	Meredith Transfer Station	Meredith Transfer Station	11 & 17 Jenness Road	Meredith	NH	03253	603-271-0878					
	Active	HHW	Merrimack Transfer Station	Merrimack Transfer Station	1 Fearon Rd	Merrimack	NH	03054	603-424-2604					
M19850	Active	HHW	Merrimack Transfer Station	Merrimack Transfer Station	1 Fearon Rd	Merrimack	NH	03054	603-424-2604	1/30/2023	0	12	0.0744	
M14340	Active	Wholesaler	Electrical Supply Of Milford, Inc	Electrical Supply Of Milford, Inc	318 SOUTH STREET	MILFORD	NH	03055	603-672-1200	11/27/2023	0	8	0.0496	
M21107	Active	Wholesaler	The Granite Group	The Granite Group	183 Elm Street	Milford	NH	03055	(603) 732-0590	6/5/2023	0	73	0.4836	
M21451	Active	HHW	Milton Recycling Center	Milton Public Work	803 White Mountain Highway	Milton	NH	03851		6/27/2023	0	4	0.0248	
	Active	HHW	Milton Recycling Center	Milton Public Work	803 White Mountain Highway	Milton	NH	03851						
	Active	HHW	Moultonborough Transfer Station	Moultonborough Transfer Station	6 Holland Street	Moultonborough	NH	03254	603-476-8800					
	Active	Wholesaler	F.W. Webb	F.W. Webb Co.	7 REDMOND STREET	NASHUA	NH	03062	603-883-3355					
	Active	Wholesaler	F.W. Webb	F.W. Webb Co.	7 REDMOND ST	NASHUA	NH	03062	603-524-9322					
	Active	Wholesaler	Ferguson	Redlon & Johnson (Ferguson)	118 NORTHEASTERN BLVD.	NASHUA	NH	03062	603-589-7580					
	Inactive	Wholesaler	Granite City Electric	Granite City Electric	9 STATE STREET	NASHUA	NH	03063	603 880 1350					
	Active	Wholesaler	Heating Specialties Of Nh	Heating Specialties Of Nh	25 POND STREET	NASHUA	NH	03060	603-882-2726					
	Active	Wholesaler	Heating Specialties Of Nh	Heating Specialties Of Nh	25 POND STREET	NASHUA	NH	03060	603-882-2726					
	Active	Wholesaler	Heating Specialties Of Nh	Heating Specialties Of Nh	25 POND STREET	NASHUA	NH	03060	603-882-2726					
	Active	Wholesaler	Kw Management, Inc.	Kw Management, Inc.	55 LAKE STREET	NASHUA	NH	03060						
	Active	Wholesaler	Kw Management, Inc.	Kw Management, Inc.	55 LAKE STREET	NASHUA	NH	03060						
M13087	Active	HHW	Nashua Solid Waste	Nashua Solid Waste	840 WEST HOLLIS ST.	NASHUA	NH	03062	603-589-3413	9/7/2023	0	35	0.248	
	Active	Wholesaler	Ralph Pill Electric	Ralph Pill Electric	76 LAKE STREET	NASHUA	NH	03060	603-889-5125					
	Active	Wholesaler	Rexel - Cls	Rexel - Cls	3 PROGRESS AVE.	NASHUA	NH	03062	603-889-1200					
	Inactive	HVAC Contractor	Stallion Builders	Stallion Builders	99 Northeastern BLVD	NASHUA	NH	03062	603-521-5902					
	Active	Wholesaler	The Granite Group	The Granite Group	29 - 31 AMORY ST.	Nashua	NH	03060	603-545-3377					
	Active	Wholesaler	Total Air Supply	Total Air Supply	171 EAST HOLLIS ST.	NASHUA	NH	03060	603-889-0100					
	Active	Wholesaler	Total Air Supply	Total Air Supply	171 EAST HOLLIS ST.	NASHUA	NH	03060	603-889-0100					
	Active	Wholesaler	Viking Controls	Viking Controls	2 TOWNSEND WEST, UNIT 2	NASHUA	NH	03063	800-248-4830					
	Active	Wholesaler	Viking Controls	Viking Controls	2 TOWNSEND WEST, UNIT 2	NASHUA	NH	03063	800-248-4830					
	Active	Wholesaler	Viking Controls	Viking Controls	2 TOWNSEND WEST, UNIT 2	NASHUA	NH	03063	800-248-4830					
	Prospective	Wholesaler	Zohoplacelholder	John Mason Institute		Nashua	NH	3060						
	Prospective	Wholesaler	Zohoplacelholder	Viega LLC, Plumbing And Heating Systems		Nashua	NH	3060						
	Prospective	Wholesaler	Zohoplacelholder	Viega		Nashua	NH	3060						
	Active	HHW	Town Of New Boston	Town Of New Boston	7 MEETING HOUSE HILL ROAD	NEW BOSTON	NH	03070	603-487-5000					
	Prospective	Wholesaler	Zohoplacelholder	Central Nh Hvacr		New Boston	NH	3070						
	Active	HHW	New Durham Transfer Station	New Durham Transfer Station	56 Old Rt 11	New Durham	NH	03855						
	Active	HHW	Town Of Durham Transfer Station	Town Of Durham Transfer Station	56 Tash Road	New Durham	NH	03855	603-859-8000					
	Active	Wholesaler	Smithfield Plumbing & Heating Supply	Smithfield Plumbing & Heating Supply	332 NH Route 104	New Hampton	NH	03256	603-744-1011					
	Active	Wholesaler	Smithfield Plumbing & Heating Supply	Smithfield Plumbing & Heating Supply	332 NH Route 104	New Hampton	NH	03256	603-744-1011					
M13719	Active	HHW	New Ipswich Transfer Station	New Ipswich Transfer Station	661 Turnpike Road	New Ipswich	NH	03071	603-878-2772	8/23/2023	0	0	0	
	Inactive	Retailer	Clarke's Hardware	Clarke's Hardware	251 NEWPORT ROAD	NEW LONDON	NH	03257	603-526-2800					
	Active	HHW	Town Of New London - Public Works Dept.	Town Of New London - Public Works Dept.	375 Main Street	New London	NH	03257	(603) 526-6337					
	Active	HHW	Town Of New London - Public Works Dept.	Town Of New London - Public Works Dept.	375 Main Street	New London	NH	03257	(603) 526-6337					
	Active	HHW	Town Of New London - Public Works Dept.	Town Of New London - Public Works Dept.	375 Main Street	New London	NH	03257	(603) 526-6337					
	Active	HHW	Town Of New London - Public Works Dept.	Town Of New London - Public Works Dept.	375 Main Street	New London	NH	03257	(603) 526-6337					
	Active	HHW	Town Of New London - Public Works Dept.	Town Of New London - Public Works Dept.	375 Main Street	New London	NH	03257	(603) 526-6337					
	Active	HHW	Town Of New London - Public Works Dept.	Town Of New London - Public Works Dept.	375 Main Street	New London	NH	03257	(603) 526-6337					
	Active	HHW	Town Of New London - Public Works Dept.	Town Of New London - Public Works Dept.	375 Main Street	New London	NH	03257	(603) 526-6337					
	Active	HHW	Town Of New London - Public Works Dept.	Town Of New London - Public Works Dept.	375 Main Street	New London	NH	03257	(603) 526-6337					
	Active	HHW	Town Of New London - Public Works Dept.	Town Of New London - Public Works Dept.	375 Main Street	New London	NH	03257	(603) 526-6337					
	Active	HHW	Town Of New London - Public Works Dept.	Town Of New London - Public Works Dept.	375 Main Street	New London	NH	03257	(603) 526-6337					
	Active	HHW	Town Of New London - Public Works Dept.	Town Of New London - Public Works Dept.	375 Main Street	New London	NH	03257	(603) 526-6337					
	Active	HHW	Town Of New London - Public Works Dept.	Town Of New London - Public Works Dept.	375 Main Street	New London	NH	03257	(603) 526-6337					
	Active	HHW	Town Of New London - Public Works Dept.	Town Of New London - Public Works Dept.	375 Main Street	New London	NH	03257	(603) 526-6337					
	Active	HHW	Town Of New London - Public Works Dept.	Town Of New London - Public Works Dept.	375 Main Street	New London	NH	03257	(603) 526-6337					
	Active	HHW	Town Of New London - Public Works Dept.	Town Of New London - Public Works Dept.	375 Main Street	New London	NH	03257	(603) 526-6337					
	Active	HHW	Town Of New London - Public Works Dept.	Town Of New London - Public Works Dept.	375 Main Street	New London	NH	03257	(603) 526-6337					
	Active	HHW	Town Of New London - Public Works Dept.	Town Of New London - Public Works Dept.	375 Main Street	New London	NH	03257	(603) 526-6337					
	Active	HHW	Town Of New London - Public Works Dept.	Town Of New London - Public Works Dept.	375 Main Street	New London	NH	03257	(603) 526-6337					
	Active	HHW	Town Of New London - Public Works Dept.	Town Of New London - Public Works Dept.	375 Main Street	New London	NH	03257	(603) 526-6337					
	Active	HHW	Town Of New London - Public Works Dept.	Town Of New London - Public Works Dept.	375 Main Street	New London	NH	03257	(603) 526-6337					
	Active	HHW	Town Of New London - Public Works Dept.	Town Of New London - Public Works Dept.	375 Main Street	New London	NH	03257	(603) 526-6337					
	Active	HHW	Town Of New London - Public Works Dept.	Town Of New London - Public Works Dept.	375 Main Street	New London	NH	03257	(603) 526-6337					
	Active	HHW	Town Of New London - Public Works Dept.	Town Of New London - Public Works Dept.	375 Main Street	New London	NH	03257	(603) 526-6337					
	Active	HHW	Town Of New London - Public Works Dept.	Town Of New London - Public Works Dept.	375 Main Street	New London	NH	03257	(603) 526-6337					
	Active	HHW	Town Of New London - Public Works Dept.	Town Of New London - Public Works Dept.	375 Main Street	New London	NH	03257	(603) 526-6337					
	Active	HHW	Town Of New London - Public Works Dept.	Town Of New London - Public Works Dept.	375 Main Street	New London	NH	03257	(603) 526-6337					
	Active	HHW	Town Of New London - Public Works Dept.	Town Of New London - Public Works Dept.	375 Main Street	New London	NH	03257	(603) 526-6337					
	Active	HHW	Town Of New London - Public Works Dept.	Town Of New London - Public Works Dept.	375 Main Street	New London	NH	03257	(603) 526-6337					
	Active	HHW	Town Of New London - Public Works Dept.	Town Of New London - Public Works Dept.	375 Main Street	New London	NH	03257	(603) 526-6337					
	Active	HHW	Town Of New London - Public Works Dept.	Town Of New London - Public Works Dept.	375 Main Street	New London	NH	03257	(603) 526-6337					
	Active	HHW	Town Of New London - Public Works Dept.	Town Of New London - Public Works Dept.	375 Main Street	New London	NH	03257	(603) 526-6337					
	Active	HHW	Town Of New London - Public Works Dept.	Town Of New London - Public Works Dept.	375 Main Street	New London	NH	03257	(603) 526-6337					
	Active	HHW	Town Of New London - Public Works Dept.	Town Of New London - Public Works Dept.	375 Main Street	New London	NH	03257	(603) 526-6337					
	Active	HHW	Town Of New London - Public Works Dept.	Town Of New London - Public Works Dept.	375 Main Street	New London	NH	03257	(603) 526-6337					
	Active	HHW	Town Of New London - Public Works Dept.	Town Of New London - Public Works Dept.	375 Main Street	New London	NH	03257	(603) 526-6337					
	Active	HHW	Town Of New London - Public Works Dept.	Town Of New London - Public Works Dept.	375 Main Street	New London	NH	03257	(603) 526-6337					
	Active	HHW	Town Of New London - Public Works Dept.	Town Of New London - Public Works Dept.	375 Main Street	New London	NH	03257	(603) 526-6337					
	Active	HHW	Town Of New London - Public Works Dept.	Town Of New London - Public Works Dept.	375 Main Street	New London	NH	03257	(603) 526-6337					
	Active	HHW	Town Of New London - Public Works Dept.	Town Of New London - Public Works Dept.	375 Main Street	New London	NH	03257	(603) 526-6337					
	Active	HHW	Town Of New London - Public Works Dept.	Town Of New London - Public Works Dept.	375 Main Street	New London	NH	03257	(603) 526-6337					
	Active	HHW	Town Of New London - Public Works Dept.	Town Of New London - Public Works Dept.	375 Main Street	New London	NH	03257	(603) 526-6337					
	Active	HHW	Town Of New London - Public Works Dept.	Town Of New London - Public Works Dept.										

## New Hampshire 2023 Collection Location Summary Report

M22202	Prospective	Wholesaler	Zohoplacetherholder	Lakes Region Hvac	86 Bay Hill Rd.	Northfield	NH	3276									
	Active	HHW	Northwood Transfer Station	Northwood Transfer Station	818 First NH Turnpike	Northwood	NH	03261	603-942-9105								
	Active	HHW	Nottingham Transfer Station	Nottingham Transfer Station	139 Stage Rd	Nottingham	NH	03290	603-679-5022								
	Active	HHW	Nottingham Transfer Station	Nottingham Transfer Station	139 Stage Rd	Nottingham	NH	03290	603-679-5022								
	Active	HHW	Nottingham Transfer Station	Nottingham Transfer Station	139 Stage Rd	Nottingham	NH	03290	603-679-5022								
	Active	HHW	Ossipee Transfer Station	Ossipee Transfer Station	41 Chickville Road	Ossipee	NH	03814	603-539-4121								
	Active	HHW	Pelham Transfer Station	Pelham Transfer Station	74 Newcombe Field Pkwy	Pelham	NH	03076		7/18/2023	0		47			0.3038	
	Active	HHW	Pelham Transfer Station	Pelham Transfer Station	74 Newcombe Field Pkwy	Pelham	NH	03076									
	Active	HHW	Pelham Transfer Station	Pelham Transfer Station	74 Newcombe Field Pkwy	Pelham	NH	03076									
	Active	HHW	Pelham Transfer Station	Pelham Transfer Station	74 Newcombe Field Pkwy	Pelham	NH	03076									
	Active	HHW	Pelham Transfer Station	Pelham Transfer Station	74 Newcombe Field Pkwy	Pelham	NH	03076									
	Active	HHW	Pelham Transfer Station	Pelham Transfer Station	74 Newcombe Field Pkwy	Pelham	NH	03076									
	Active	HHW	Pelham Transfer Station	Pelham Transfer Station	74 Newcombe Field Pkwy	Pelham	NH	03076									
	Active	HHW	Pelham Transfer Station	Pelham Transfer Station	74 Newcombe Field Pkwy	Pelham	NH	03076									
	Active	HHW	Pembroke Transfer Station	Pembroke Transfer Station	8 Exchange St.	Pembroke	NH	03302	603-485-4422								
	Active	HHW	Peterborough Recycling Center	Peterborough Recycling Center	1 Scott Mitchell Rd.	PETERBOROUGH	NH	03458	603-924-8095								
	Active	HHW	Peterborough Recycling Center	Peterborough Recycling Center	1 Scott Mitchell Rd.	PETERBOROUGH	NH	03458	603-924-8095								
	Active	HHW	Town Of Piermont Transfer Station	Town Of Piermont Transfer Station	130 Route 10	Piermont	NH	03779									
	Active	HHW	Town Of Pittsburg	Town Of Pittsburg	1526 Main St	Pittsburg	NH	03592	603-538-6358								
	Active	HHW	Bcep Solid Waste	Bcep Solid Waste	115 Laconia Rd-Box 426	Pittsfield	NH	03263	603-435-6237								
	Active	HHW	Cornish Transfer Station	Cornish Transfer Station	1145 Route 12A, A	Plainfield	NH	03781	(603)675-5207								
	Active	Wholesaler	Api Of Nh	Api Of Nh	50 CAMPUS DRIVE	PORTSMOUTH	NH	03801	603-430-7820								
	Active	Wholesaler	Ferguson	Ferguson	126 Bridge Street	Portsmouth	NH	03801	603-436-3550								
	Active	Wholesaler	Ferguson	Ferguson	126 Bridge Street	Portsmouth	NH	03801	603-436-3550								
	Inactive	HHW	Historicalplaceholder	City Of Portsmouth, Dpw		PORTSMOUTH	NH	03894									
	Inactive	HHW	Nh Department Of Environmental Services	Nh Department Of Environmental Services		PORTSMOUTH	NH	03801									
	Active	HHW	Northcoast Services	Northcoast Services	235 Heritage Ave.	Portsmouth	NH	03801	603-610-7901								
	Active	HHW	Portsmouth Transfer Station	Portsmouth Transfer Station	680 Pevority Hill Rd	Portsmouth	NH	03801	603-766-1412								
	Active	Wholesaler	Rexel	Rexel	117 Gosling Rd Unit 1	PORTSMOUTH	NH	03801	603-431-4100								
	Active	Wholesaler	S.G. Torrice Co	S. G. Torrice Corp	115 HERITAGE AVE	PORTSMOUTH	NH	03801	603-373-6951								
	Active	Wholesaler	S.G. Torrice Co	S. G. Torrice Corp	115 HERITAGE AVE	PORTSMOUTH	NH	03801	603-373-6951								
	Active	Wholesaler	Standard Plumbing & Heating	Standard Plumbing and Heating	100 West Rd	PORTSMOUTH	NH	03801	603-436-1400								
Active	Wholesaler	Standard Plumbing & Heating	Standard Plumbing and Heating	100 West Rd	PORTSMOUTH	NH	03801	603-436-1400									
Inactive	Wholesaler	The Granite Group	The Granite Group	100 COAKLEY RD	Portsmouth	NH	03801	603-545-3377									
Active	Wholesaler	The Granite Group	The Granite Group	100 Coakley Groud	Portsmouth	NH	03801										
Active	HHW	Best Way - Raymond Transfer Station	Best Way - Raymond Transfer Station	Prescott Rd	Raymond	NH	03077										
Prospective	Wholesaler	Zohoplacetherholder	Granite State Trade School		Raymond	NH	3077										
Active	HHW	Rindge Transfer Station	Rindge Transfer Station	113 Main Street	Rindge	NH	03461	603-899-2105									
Inactive	HHW	Horne Construction-Closed	Horne Construction-Closed	88 Airport Drive Ste. 200	Rochester	NH	03867										
Active	Wholesaler	The Granite Group	The Granite Group	248 GONIC ROAD	Rochester	NH	03839	603-545-3377									
Active	Wholesaler	Wit-Way Supply	Wit-Way Supply	54 ALLEN STREET	ROCHESTER	NH	03867	603-332-5506									
Active	Wholesaler	Wit-Way Supply	Wit-Way Supply	54 ALLEN STREET	ROCHESTER	NH	03867	603-332-5506									
Active	Wholesaler	Wit-Way Supply	Wit-Way Supply	54 ALLEN STREET	ROCHESTER	NH	03867	603-332-5506									
Active	Wholesaler	Wit-Way Supply Inc	Wit-Way Supply Inc	54 ALLEN STREET	ROCHESTER	NH	03867	603-332-5506									
Prospective	Wholesaler	Zohoplacetherholder	Strogen's Hvac		Rochester	NH	3839										
Active	HHW	Rumney Transfer Station	Rumney Transfer Station	1363 Buffalo Rd	Rumney	NH	03266	603-786-9481									
Active	HHW	Rye Recycling Center	Rye Recycling Center	305 Grove Rd	Rye	NH	03870	(603) 964-9708									
Active	Wholesaler	Northeast Electrical	Northeast Electrical	71 LOWELL ROAD	SALEM	NH	03079	603-893-3004									
Active	Wholesaler	Northeast Electrical Distributors	Northeast Electrical Distributors	254 NO. BROADWAY	SALEM	NH	03079	603-898-8455									
Active	Wholesaler	Rexel	Rexel	13 GARABEDIAN DRIVE	SALEM	NH	03079	603-894-9711									
Active	Wholesaler	United Refrigeration	United Refrigeration 38	7 Raymond Ave	SALEM	NH	03079	603-894-1112	12/7/2023	0		18			0.217		
Active	HHW	Salisbury Nh Transfer Station	Salisbury Nh Transfer Station	416 S ROAD	SALISBURY	NH	03268	(603) 568-1529									
Active	HHW	Salisbury Nh Transfer Station	Salisbury Nh Transfer Station	416 S ROAD	SALISBURY	NH	03268	(603) 568-1529									
Active	HHW	Town Of Sanbornton	Town Of Sanbornton	17 Meetinghouse Hill Rd.	Sanbornton	NH	03269	603-934-7173	9/23/2023	0		10			0.062		
Active	HHW	Town Of Sanbornton	Town Of Sanbornton	17 Meetinghouse Hill Rd.	Sanbornton	NH	03269	603-934-7173									
Active	HHW	Town Of Sanbornton	Town Of Sanbornton	17 Meetinghouse Hill Rd.	Sanbornton	NH	03269	603-934-7173									
Active	HHW	Seabrook Transfer Station	Seabrook Transfer Station	43 Railroad Ave	Seabrook	NH	03874										
Active	HHW	Somersworth	Somersworth	18 Lilac Lane	Somersworth	NH	03878										
Active	HHW	Somersworth	Somersworth	18 Lilac Lane	Somersworth	NH	03878										
Active	HHW	Sutton Transfer Station	Sutton Transfer Station - Recycling Center	795 Route 114	South Sutton	NH	03273	603-927-4475									
Active	HHW	Sutton Transfer Station	Sutton Transfer Station - Recycling Center	795 Route 114	South Sutton	NH	03273	603-927-4475									
Active	HHW	Strafford Recycle Center	Strafford Recycle Center	12 Mountain View Drive	Strafford	NH	03884	603-922-9063									
Active	Wholesaler	Ralph Pill Electric Supply	Ralph Pill Electric Supply	62 Portsmouth Ave	Stratham	NH	03885	778-9585									
Inactive	HHW	Sunapee Transfer Station	Sunapee Transfer Station	23 Edgemont Road	Sunapee	NH	03782	603-271-0878									
Active	HHW	Sunapee Transfer Station	Sunapee Transfer Station	89 Avery Rd.	Sunapee	NH	03782	(603) 381-0203									
Inactive	HHW	Town Of Tamworth	Town Of Tamworth	84 Main St.	Tamworth	NH	03886	(603) 323-8279									
Active	HHW	Town Of Northfield	Town Of Northfield	21 Summer St	Tilton	NH	03276	603-286-4490									
Active	HHW	Town Of Tuftonboro	Town Of Tuftonboro	20 Sargent's Crossing	Tuftonboro	NH	03816	603-539-3264									
Active	HHW	Tuftonboro Transfer Station	Tuftonboro Transfer Station	Sargents Crossing	Tuftonboro	NH	03816	603-539-3264									
Active	Wholesaler	Smithfield Plumbing & Heating Supply	Smithfield Plumbing & Heating Supply	656 Route 3 South	Twin Mountain	NH	03595	603-846-5567									
Active	HHW	Coos County Transfer Station	Coos County Transfer Station	Rte 3 & Back Pond Rd	W. Stewartstown	NH	03302										
Active	HHW	Wakefield Transfer Station	Wakefield Transfer Station	330 Rines Rd	Wakefield	NH	03872										
Active	HHW	Walpole Transfer Station	Walpole Transfer Station	207 Whitecome Rd.	Walpole	NH	03608										
Active	HHW	Warner Transfer Station	Warner Transfer Station	193 Route 103	Warner	NH	03278		2/6/2023	0		39			0.2418		
Active	HHW	Washington Transfer Station	Washington Transfer Station	963 S. Main St.	Washington	NH	03280										
Active	HHW	Waterville Valley Transfer Station	Waterville Valley Transfer Station	PO Box 500	Waterville Valley	NH	03215										
Active	HHW	Weare Transfer Station	Weare Transfer Station	224 Merrill Rd	Weare	NH	03281										
Active	HHW	Weare Transfer Station	Weare Transfer Station	224 Merrill Rd	Weare	NH	03281										
Active	HHW	Wentworth Transfer Station	Wentworth Transfer Station	7 ATWELL HILL RD	WENTWORTH	NH	03282	(603) 764-9955									
Inactive	HHW	Lebanon Recycling Center	Lebanon Recycling Center		WEST LEBANON	NH	03784										
Inactive	HHW	Lebanon Recycling Center	Lebanon Recycling Center		WEST LEBANON	NH	03784										
Prospective	Wholesaler	Zohoplacetherholder	Mj Hayward Mech/Elect		West Lebanon	NH	3784										
Active	HHW	Whitefield Transfer Station	Whitefield Transfer Station	187 Hazen Road	Whitefield	NH	03598										

New Hampshire  
2023 Collection Location Summary Report

	Active	HHW	Town Of Winchester	Town Of Winchester	1 Richmond Rd	Winchester	NH	03470	603-239-4951				
	Active	HHW	Windham Transfer Recycling Center	Windham Transfer Recycling Center	2 Ledge Road, Unit 1	Windham	NH	03087	603-965-1049				
	Prospective	Wholesaler	Zohoplaceholder	Robert A. Sammataro, LLC	8 Dunraven Road	Windham	NH	03087-1263					
	Prospective	Wholesaler	Zohoplaceholder	Extra Time Enterprises, LLC	13 Jackman St.	Windham	NH	3087					
	Inactive	HHW	Town Of Wolfboro	Town Of Wolfboro	PO Box 629	Wolfboro	NH	03894	603-569-4439				
	Active	HHW	Wolfeboro Transfer Station	Wolfeboro Transfer Station	400 Beech Pond Road	Wolfeboro	NH	03894	603-569-4439				
	Active	Wholesaler	Central Supply Inc	Central Supply Inc	24 RAILROAD STREET	WOODSVILLE	NH	03785	603-747-2328				

New Hampshire  
2023 Collection Location Bin Receipt

Bin Bar Code	Location Status	Location Type	Account: TRC Account Name	Name	Street	City	State	Zip Code	Contact Phone	Return Date	Number of Loose Switches	Number of Mercury Thermostats	Total Mercury Volume (lbs.)
M21883	Active	HHW	Allentown Highway Department	Allentown Highway Department	161 Granite St.	Allentown	NH	03275	603-485-5460	4/14/2023	0	1	0.0062
M19720	Active	Wholesaler	F.W. Webb	Fw Webb	46 Henniker Street	Concord	NH	03301	603-223-6580	1/12/2023	0	15	0.093
M13807	Active	Wholesaler	The Granite Group	The Granite Group	6 STORRS STREET	CONCORD	NH	03301	(603) 545-3470	4/20/2023	0	97	0.6076
M13091	Active	HHW	Derry Transfer Station	Derry Transfer Station	14 Manning St.	Derry	NH	03038	603-845-5574	7/11/2023	0	25	0.155
M12919	Active	HHW	Town Of Francestown	Town Of Francestown	PO Box 5	Francestown	NH	03043	603-547-8855	12/13/2023	0	6	0.0372
M11076	Active	HHW	Dowling Corporation	Dowling Corporation	363 Exeter Road	Hampton	NH	03842	603-433-1311	1/20/2023	0	84	0.5952
M19329	Active	HHW	Town Of Hanover Public Works	Town Of Hanover Public Works	194 Lebanon St.	Hanover	NH	03755	603-643-3327	9/23/2023	0	9	0.0558
M13096	Active	HHW	Henniker Transfer Station	Henniker Transfer Station	69 Weare Rd	Henniker	NH	03242		12/21/2023	0	6	0.0434
M13124	Active	HHW	Hinsdale Transfer Station	Hinsdale Transfer Station	214 Northfield Rd	Hinsdale	NH	03451		3/24/2023	0	3	0.0186
M13083	Active	HHW	Hollis Transfer Station	Hollis Transfer Station	10 Muzzey Rd	Hollis	NH	03049		7/21/2023	0	14	0.0868
M21606	Active	HHW	Hooksett Transfer Station	Hooksett Transfer Station	210 West River Road	Hooksett	NH	03106	603-669-5198	4/28/2023	0	14	0.0868
M21606	Active	HHW	Hooksett Transfer Station	Hooksett Transfer Station	210 West River Road	Hooksett	NH	03106	603-669-5198	12/21/2023	0	37	0.2294
M22335	Active	Wholesaler	The Granite Group	The Granite Group	12 LONDONDERRY TURNPIKE	HOOKSETT	NH	03106	603-545-3377	9/8/2023	0	83	0.558
M22336	Active	Wholesaler	The Granite Group	The Granite Group	12 LONDONDERRY TURNPIKE	HOOKSETT	NH	03106	603-545-3377	9/8/2023	0	127	0.7874
M15944	Active	Wholesaler	S.G. Torrice Co	S. G. Torrice Corp	24 FLAGSTONE DRIVE	HUDSON	NH	03051	(603) 886-5733	2/3/2023	0	3	0.0186
M14175	Active	Wholesaler	Central Supply Inc	Central Supply Inc	12 WATER STREET	LEBANON	NH	03766	603-448-5116	3/27/2023	0	42	0.2976
M19579	Active	HHW	Littleton Transfer Station	Littleton Transfer Station	1213 Mt. Eustis	Littleton	NH	03561		8/1/2023	0	16	0.1612
M11082	Active	Wholesaler	Ja Marino Automatic Htg	Ja Marino Automatic Htg	80 MAPLE STREET	MANCHESTER	NH	03103	603-669-7552	3/28/2023	0	31	0.2046
M14233	Active	Wholesaler	Sid Harvey	Sid Harvey Industries	999 CANDIA RD.	MANCHESTER	NH	03109	603-669-3060	6/30/2023	0	123	0.8432
M19850	Active	HHW	Merrimack Transfer Station	Merrimack Transfer Station	1 Fearon Rd	Merrimack	NH	03054	603-424-2604	1/30/2023	0	12	0.0744
M14340	Active	Wholesaler	Electrical Supply Of Milford, Inc	Electrical Supply Of Milford, Inc	318 SOUTH STREET	MILFORD	NH	03055	603-672-1200	11/27/2023	0	8	0.0496
M21107	Active	Wholesaler	The Granite Group	The Granite Group	183 Elm Street	Milford	NH	03055	(603) 732-0590	6/5/2023	0	73	0.4836
M21451	Active	HHW	Milton Recycling Center	Milton Public Work	803 White Mountain Highway	Milton	NH	03851		6/27/2023	0	4	0.0248
M13087	Active	HHW	Nashua Solid Waste	Nashua Solid Waste	840 WEST HOLLIS ST.	NASHUA	NH	03062	603-589-3413	9/7/2023	0	35	0.248
M13719	Active	HHW	New Ipswich Transfer Station	New Ipswich Transfer Station	661 Turnpike Road	New Ipswich	NH	03071	603-878-2772	8/23/2023	0	0	0
M22202	Active	HHW	Pelham Transfer Station	Pelham Transfer Station	74 Newcombe Field Pkwy	Pelham	NH	03076		7/18/2023	0	47	0.3038
M16622	Active	Wholesaler	United Refrigeration	United Refrigeration 38	7 Raymond Ave	SALEM	NH	03079	603-894-1112	12/7/2023	0	18	0.217
M21554	Active	HHW	Town Of Sanbornton	Town Of Sanbornton	17 Meetinghouse Hill Rd.	Sanbornton	NH	03269	603-934-7173	9/23/2023	0	10	0.062
M13204	Active	HHW	Warner Transfer Station	Warner Transfer Station	193 Route 103	Warner	NH	03278		2/6/2023	0	39	0.2418