

2022 ANNUAL REPORT

MINNESOTA


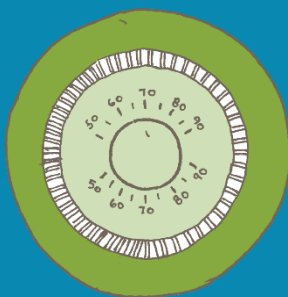


TABLE OF CONTENTS

Thermostat Recycling Corporation Governance _____	3
Thermostat Recycling Corporation Board Members _____	3
Thermostat Recycling Corporation Dues Paying Members _____	3
Thermostat Recycling Corporation Staff _____	3
Letter From The Executive Director _____	4
MINNESOTA _____	5
2022 Collections and Evaluation _____	5
2022 Collections by Brand _____	29
2022 Summary of the Program Expenses _____	31
2022 Education and Outreach _____	32
2023 Program Modifications _____	47
Contact Information _____	48
Appendices _____	49

THERMOSTAT RECYCLING CORPORATION GOVERNANCE

Thermostat Recycling Corporation Board Members

Arnie Meyer (Chairman)
Resideo / Honeywell Home (f/k/a Honeywell)

Charles Ketterer (Vice-Chairman)
Emerson Technologies (White Rodgers)

Bob Johnson (Treasurer)
Lennox Industries

Thermostat Recycling Corporation Dues Paying Members

Bard Manufacturing Company, Inc.	ITT Inc.
Burnham LLC	Johnson Controls
Carrier Corporation	Lennox International Inc.
Chromalox, Inc.	Google
ClimateMaster, Inc.	Nortek Global HVAC, LLC
Crane Company	Rheem Manufacturing Company
Daikin Applied (McQuay)	Schneider Electric USA, Inc.
Dwyer Instruments, Inc.	Taco, Inc.
ecobee	The Marley-Wylain Company
Empire Comfort Systems	TPI Corporation
General Electric Company	Trane Residential Systems
Goodman Distribution, Inc.	Uponor, Inc.
Ademco Inc., wholly owned subsidiary of Resideo Technologies, Inc. (Honeywell Home)	W. W. Grainger, Inc.
Hunter Fan Company	White Rodgers, a division of Emerson Electric Co.

Thermostat Recycling Corporation Staff

Ralph Vasami
Executive Vice President

Danielle Myers
Executive Director

Mariel Nelson
Operations Administrator

LETTER FROM THE EXECUTIVE DIRECTOR

As we move forward, it becomes increasingly difficult to maintain the same level of mercury thermostat collections because we continue to make strides toward eliminating every last mercury thermostat. We are dedicated to fulfilling TRC's mission to promote the safe collection and proper disposal of mercury-containing thermostats while keeping mercury out of the waste stream in order to protect the environment.

As existing regulations around manufacturer funded mercury thermostat collections sunset, we remain steadfast in our efforts and will continue to collect mercury containing thermostats in all 48 contiguous states. We appreciate that legislators recognize our decades of effort and success.

TRC will continue to target mercury thermostat collections and work with our partners in the HVAC industry, the waste sector, the energy sector, and the regulatory community to achieve positive results. As you might expect, our numbers will decrease because of our previous successes, but our diligence and dedication remain.

We are happy to provide you with this year's annual report. Please do not hesitate to contact us with comments or questions.

Sincerely,



Danielle Myers, Executive Director



Ralph Vasami, Executive Vice President

MINNESOTA

2022 Collections and Evaluation

The following analytical report details the annual program performance for mercury thermostat collection in the state of Minnesota in 2022.

A few of the program highlights for 2022 are included below:

- In 2022 the program **collected 60.1 lbs. of mercury** in Minnesota. Since 2000, the annual quantity of mercury collected in Minnesota has been an average of 74.9 lbs.
- The program collected **4,571 whole thermostats in 2022**. This was a 41% decrease over the number of thermostats collected in 2021. Since 2000, the average thermostat count per year is 9,777.
- The average **number of whole thermostats collected per bin in 2022 was 62 thermostats**, a decrease from 74 in 2021.
- The counties with the most bins and thermostats returned in 2022 were **Hennepin County (25 bins, 1,457 thermostats)**, **Ramsey County (12 bins, 568 thermostats)**, and **Dakota County (6 bins, 543 thermostats)**.
- In 2022, **45% of the partner locations returned at least one bin**.
- **A total of 97 'Miss You' calls were placed**.
- In addition to 4,571 whole thermostats, **4,362 loose switches were collected, bringing the total number of "thermostat equivalents" returned in 2022 to 8,310**.

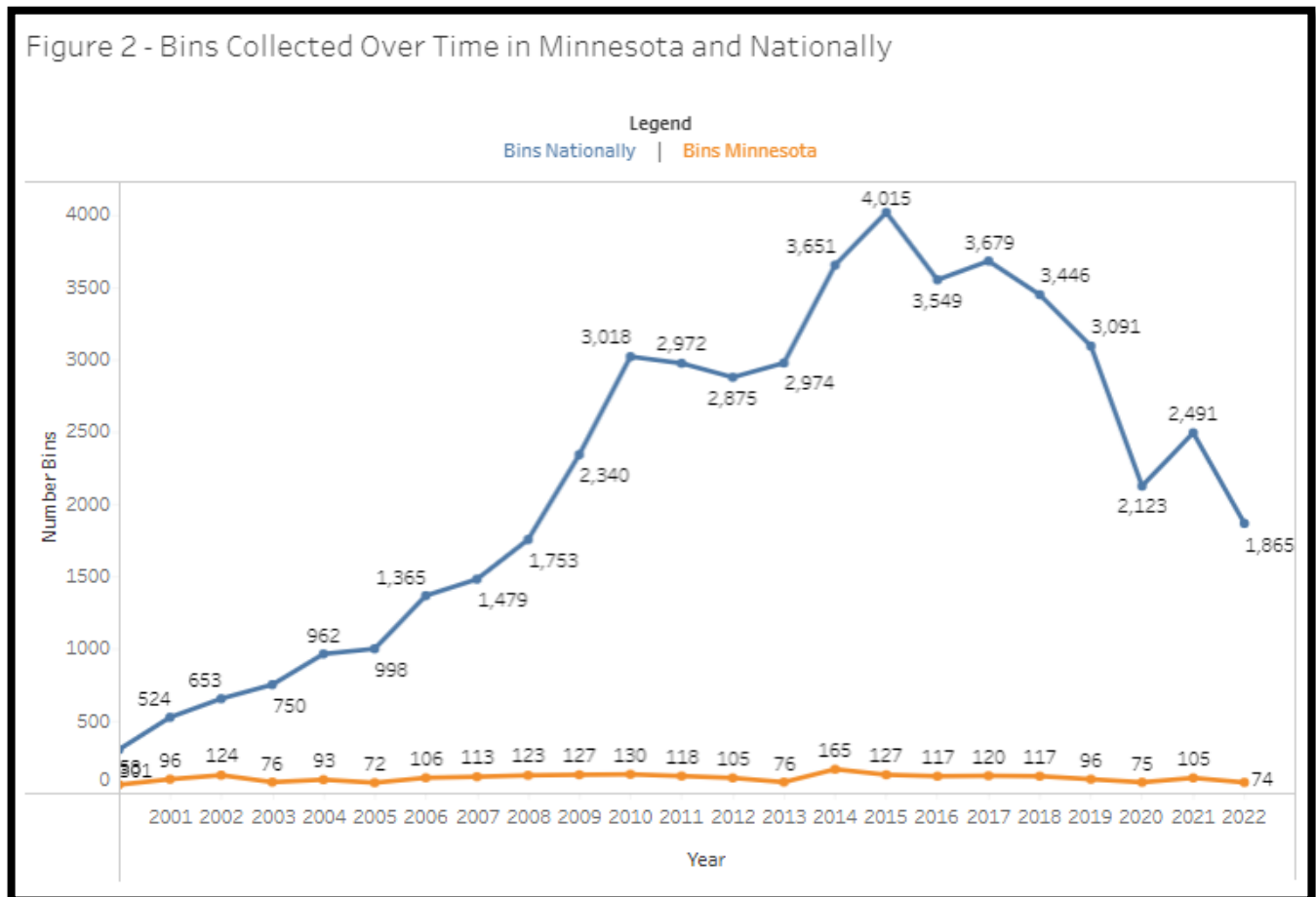
Section 1: Program Analytics

Section 1 of this report examines the annual performance of the thermostat collection recycling program in terms of bins, thermostats, and mercury collected as well as the year-over-year progression of the program. On average, the program has collected 74.9 lbs. of mercury and 9,777 whole thermostats per year since 2000. In 2022, the program collected 60.1 lbs. of mercury from 4,571 thermostats and 4,362 loose switches. Figure 1 displays the total number of bins, the total number of thermostats, and the quantity of mercury collected in Minnesota since the beginning of the program.

Figure 1 - Program Performance Over Time

Year	Number Bins	Number Thermostats	Mercury (Lb)
2001	96	10,365	80.1
2002	124	15,394	110.0
2003	76	9,146	64.3
2004	93	10,560	73.3
2005	72	7,821	59.9
2006	106	11,544	85.1
2007	113	10,795	83.7
2008	123	12,724	95.3
2009	127	12,080	92.2
2010	130	12,758	94.4
2011	118	11,682	88.8
2012	105	10,374	79.0
2013	76	7,220	54.0
2014	165	15,317	118.8
2015	127	9,864	75.6
2016	117	9,413	73.3
2017	120	8,471	68.3
2018	117	7,859	62.1
2019	96	6,891	54.9
2020	75	5,353	40.6
2021	105	7,752	61.1
2022	74	4,571	60.1
Total	2,413	224,868	1,723.6
Average	105	9,777	74.9

Figure 2 displays the number of bins collected in Minnesota since the initiation of the collection program, as well as the total number of bins collected in the U.S. over the same period. The number of bins collected in Minnesota has generally increased from 2000 to 2010. In 2014, bin returns increased again, peaking with the highest number of bins returned in 2014 with 165 bins.



The 60.1 lbs. of mercury collected in Minnesota in 2022 was 2% lower than the 61.1 lbs. collected in 2021. Figure 3 displays the quantity of mercury collected in Minnesota over time as well as the annual percent change in Minnesota and nationally.

Figure 3 - Quantity (Lb) of Mercury Collected in Program and Annual Changes to Minnesota and Nationally

Year	Mercury (Lb)	% Change Minnesota	% Change Nationally
2001	80.1	64%	89%
2002	110.0	37%	14%
2003	64.3	-42%	11%
2004	73.3	14%	17%
2005	59.9	-18%	11%
2006	85.1	42%	32%
2007	83.7	-2%	2%
2008	95.3	14%	16%
2009	92.2	-3%	16%
2010	94.4	2%	26%
2011	88.8	-6%	4%
2012	79.0	-11%	-5%
2013	54.0	-32%	-5%
2014	118.8	120%	13%
2015	75.6	-36%	-1%
2016	73.3	-3%	-15%
2017	68.3	-7%	-7%
2018	62.1	-9%	-42%
2019	54.9	-12%	5%
2020	40.6	-26%	-35%
2021	61.1	50%	5%
2022	60.1	-2%	-28%
Average	74.9		

Minnesota collected 4,571 thermostats in 2022. This was a 41% decrease over the number of thermostats collected in 2021. Figure 4 displays the total number of thermostats collected in Minnesota and nationally, and Figure 5 shares the underlying data as well as the calculated annual percent change.

Figure 4 - Number of Whole Thermostats Collected Over Time in Minnesota and Nationally

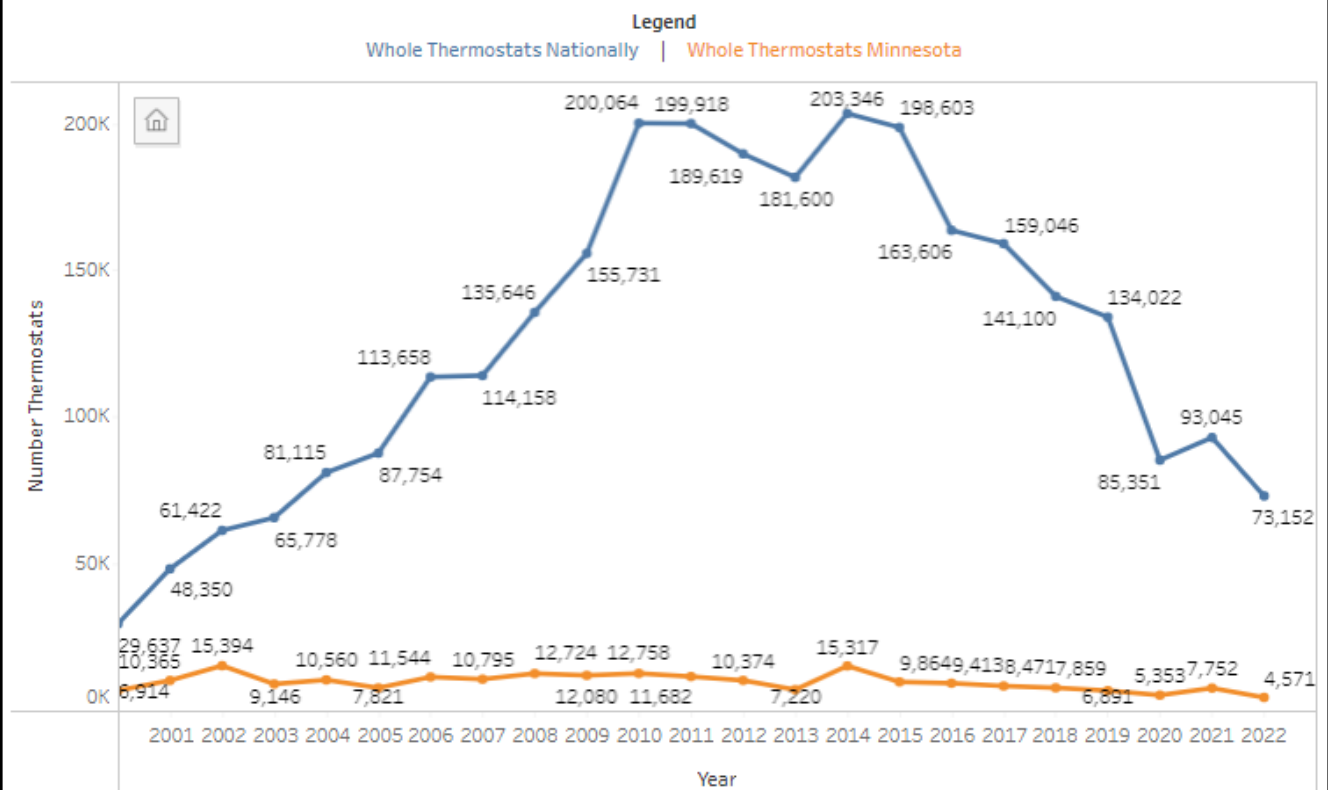
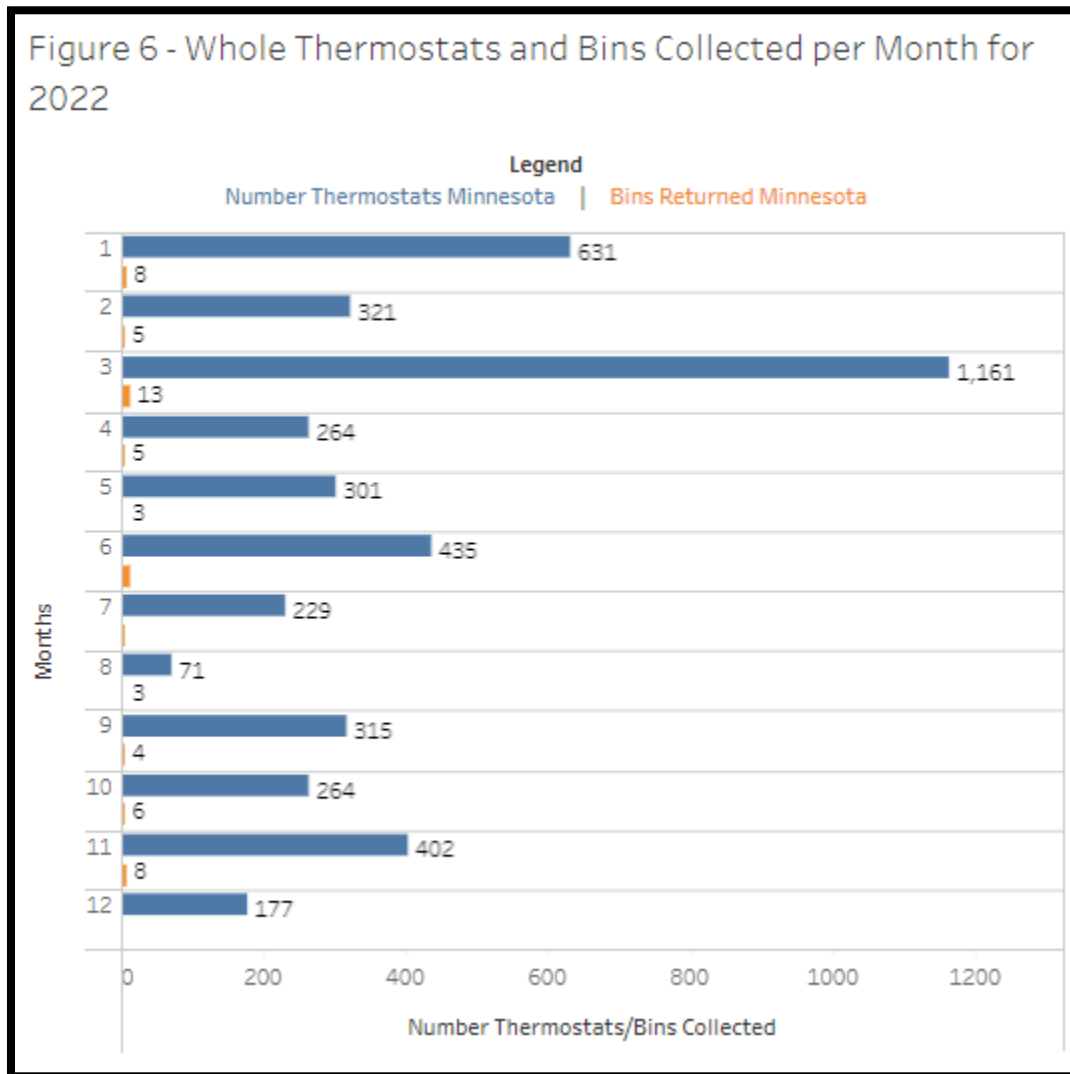


Figure 5 - Whole Thermostats Collected in Minnesota and Nationally Over Time and Annual Percent Change

Year	Number Thermostats Minnesota	% Change Minnesota	% Change Nationally
2001	10,365	50%	
2002	15,394	49%	27%
2003	9,146	-41%	7%
2004	10,560	15%	23%
2005	7,821	-26%	8%
2006	11,544	48%	30%
2007	10,795	-6%	0%
2008	12,724	18%	19%
2009	12,080	-5%	15%
2010	12,758	6%	28%
2011	11,682	-8%	0%
2012	10,374	-11%	-5%
2013	7,220	-30%	-4%
2014	15,317	112%	12%
2015	9,864	-36%	-2%
2016	9,413	-5%	-18%
2017	8,471	-10%	-3%
2018	7,859	-7%	-11%
2019	6,891	-12%	-5%
2020	5,353	-22%	-36%
2021	7,752	45%	9%
2022	4,571	-41%	-21%
Average	9,777		

Figure 6 displays the monthly distribution of bins and thermostats collected in Minnesota in 2022. The months with the greatest number of thermostats returned were January (631 thermostats, 8 bins) and March (1,161 thermostats, 13 bins). The months with the greatest number of bins returned were March (13 bins) and June (12 bins). Conversely, the months with the least activity in 2022 were July and December.



The highest average number of thermostats per bin returned occurred in March and May (89.3 and 100.3 thermostats per bin each month, respectively). Figure 7 shows the average number of thermostats per bin returned per month for the year.

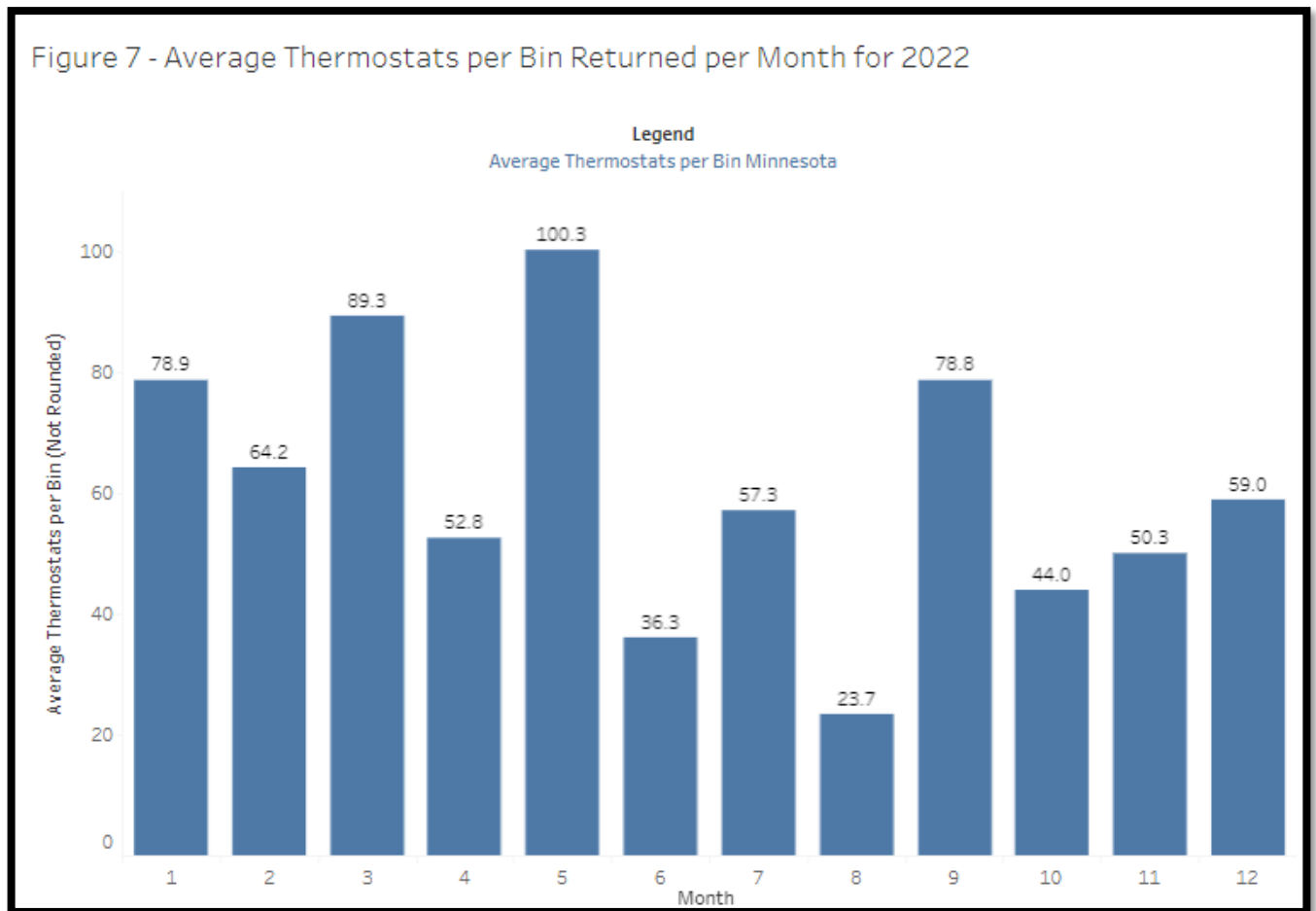


Figure 8 displays the average number of thermostats returned per bin in Minnesota and in the U.S. since the beginning of the Minnesota program. Nationally, the number of thermostats per bin has been decreasing annually since 2000. In Minnesota a similar pattern is observed, with the exception of a few years. The number of thermostats per bin in 2022 (62 thermostats per bin avg.) decreased from 2021 (74 thermostats per bin avg.).

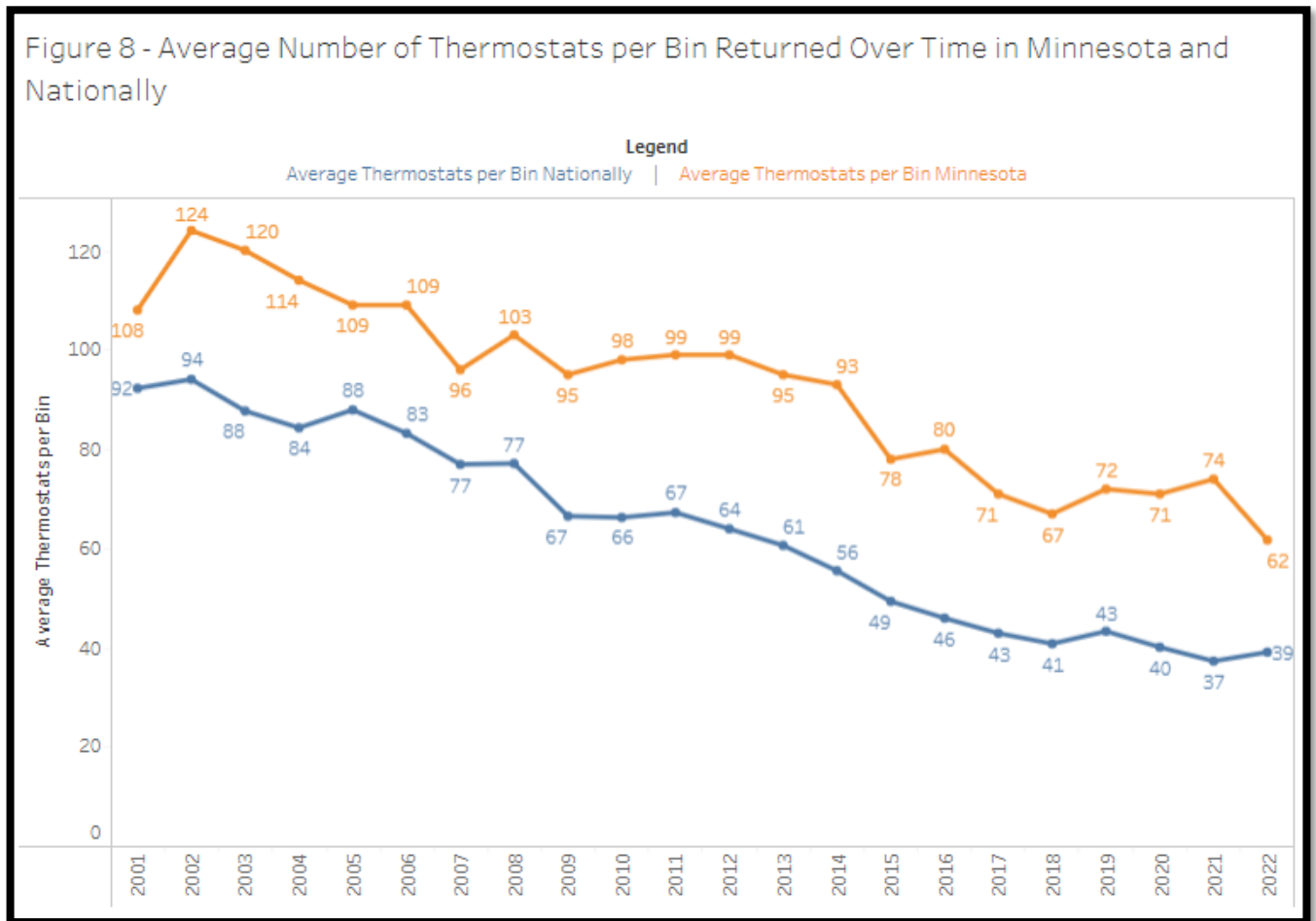
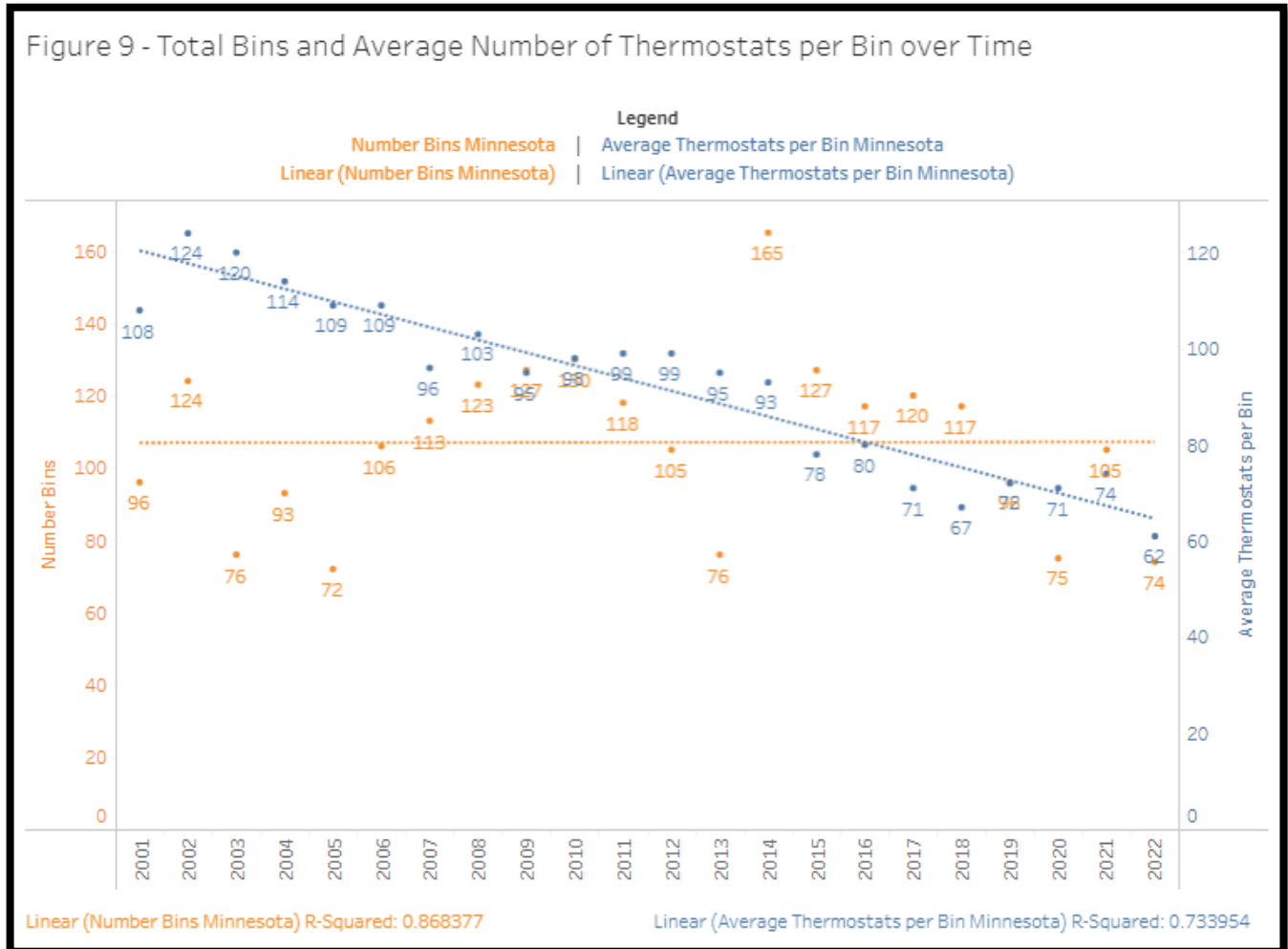


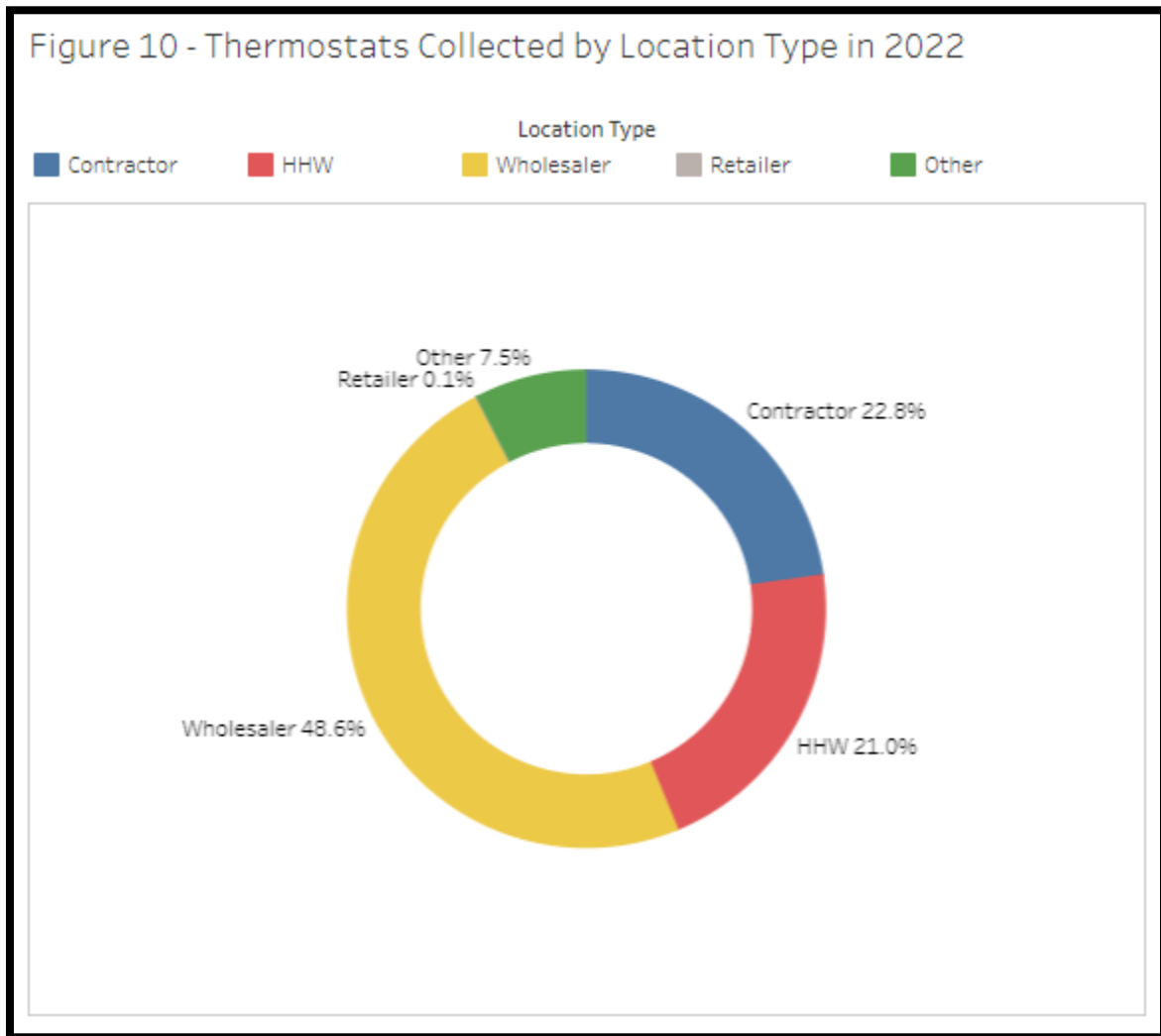
Figure 9 plots the total bins returned over time along with the average number of thermostats per bin over the same period. In general, the number of bins returned in Minnesota has fluctuated throughout the years. A negative correlation has been identified between the number of bins returned and the number of thermostats per bin.



SECTION 2: Channel Partner Analysis

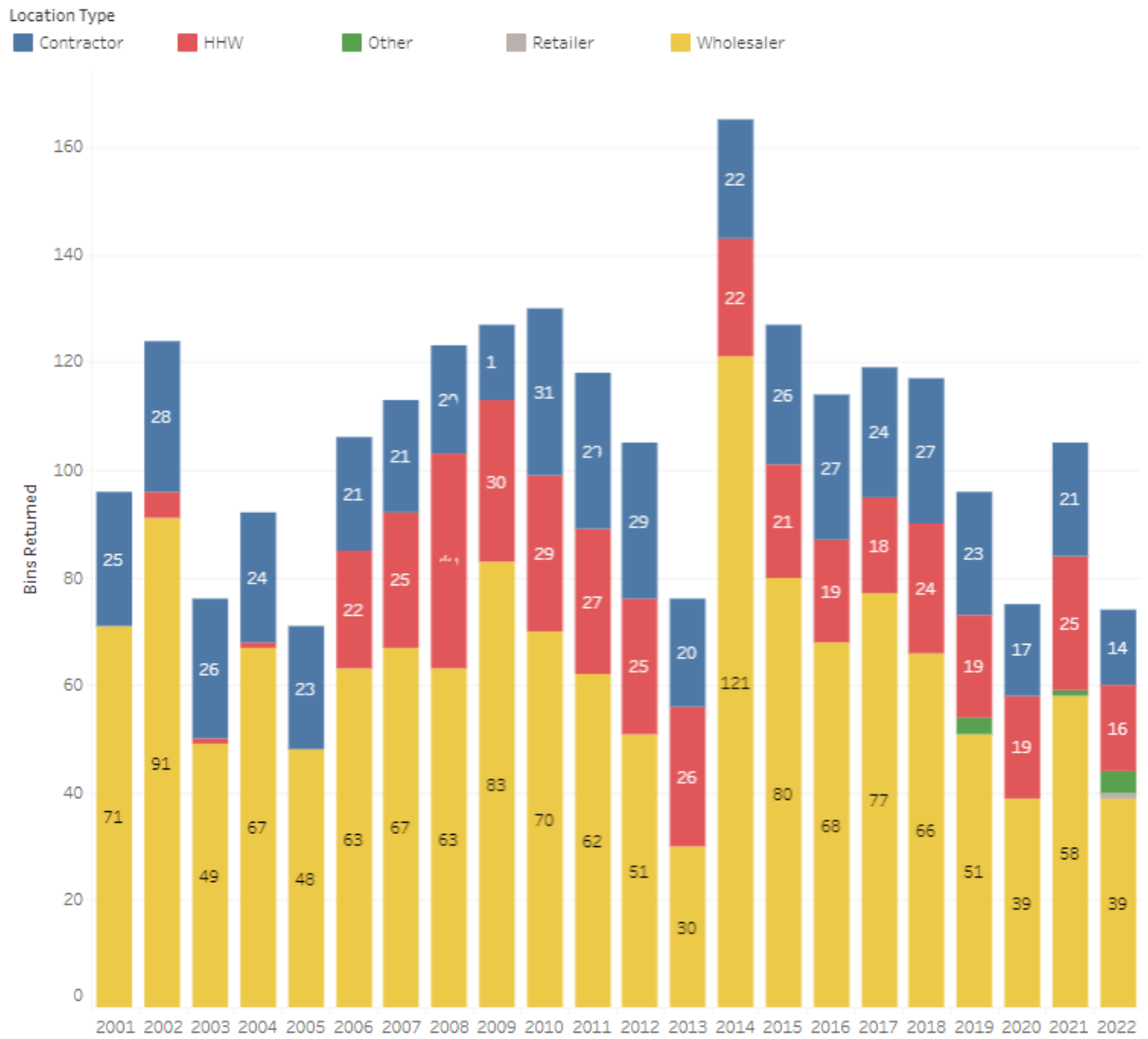
Section 2 of the report examines the partner locations in more detail. Approximately half of the thermostats collected in Minnesota were through wholesalers (48.6%) with the majority of remaining thermostats collected by contractors, household hazardous waste facilities, and other facilities.

Figure 10 shows the distribution of thermostats collected by location type in 2022.



The number of bins returned in 2022 decreased from 2021 levels across wholesalers, HHWs, and contractors. Figure 11 displays the change in the number of bins returned by thermostat collection type over time in Minnesota.

Figure 11 - Thermostat Bins Returned by Location Type over Time



In 2022, 45% of Minnesota locations possessing a collection bin sent back at least one bin for recycling. The distribution is displayed in Figure 12.

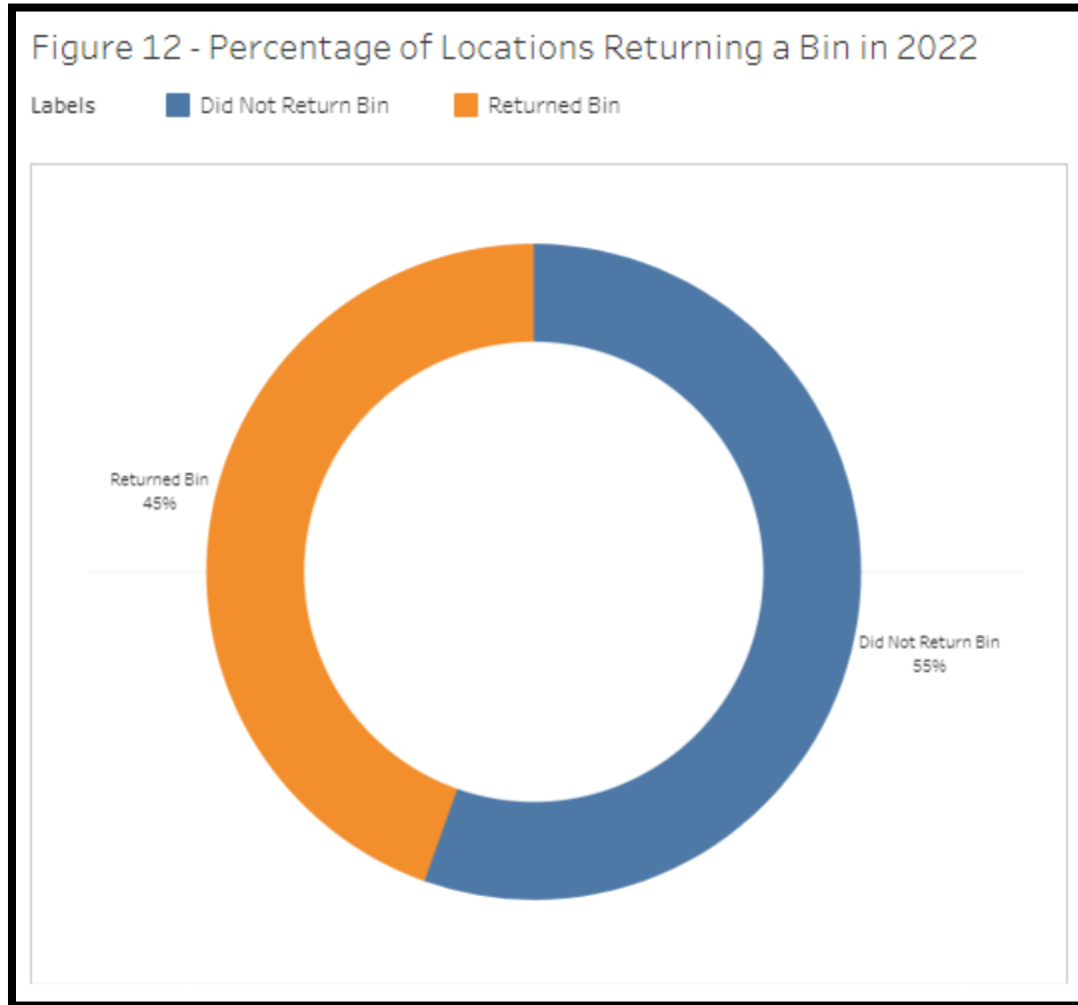


Figure 13 displays the total bins and thermostats returned by county in 2022. An analysis of the top performing counties revealed that Hennepin County (25 bins, 1,457 thermostats), Ramsey County (12 bins, 568 thermostats), and Dakota County (6 bins, 543 thermostats) returned the greatest number of bins and thermostats in 2022.

Figure 13 - Bins Returned and Total Thermostats Returned 2022 by County

	Number Thermostats	Number Bins
Hennepin	1,457	25
Ramsey	568	12
Dakota	543	6
St Louis	392	7
Benton	295	2
Anoka	277	4
Stearns	223	2
Olmsted	11 *	1
Blue Earth	108	1
Crow Wing	77	2
Freeborn	69	1
Washington	55	1
Brown	45	1
Scott	32	1
McLeod	31	1
Douglas	25	1
Chisago	22	1
Otter Tail	11	1
Clay	6	1

TRC partner Johnstone Supply (582 thermostats) returned the highest number of thermostats in Minnesota in 2022, followed by Gustave A. Larson (450 thermostats), and Centerpoint Energy (356 thermostats). Apart from these locations, two program partners returned more than 300 thermostats each. Figure 14 displays the top performers in terms of total thermostats returned in 2022.

Figure 14 - Top 10 Performing TRC Partners in Minnesota

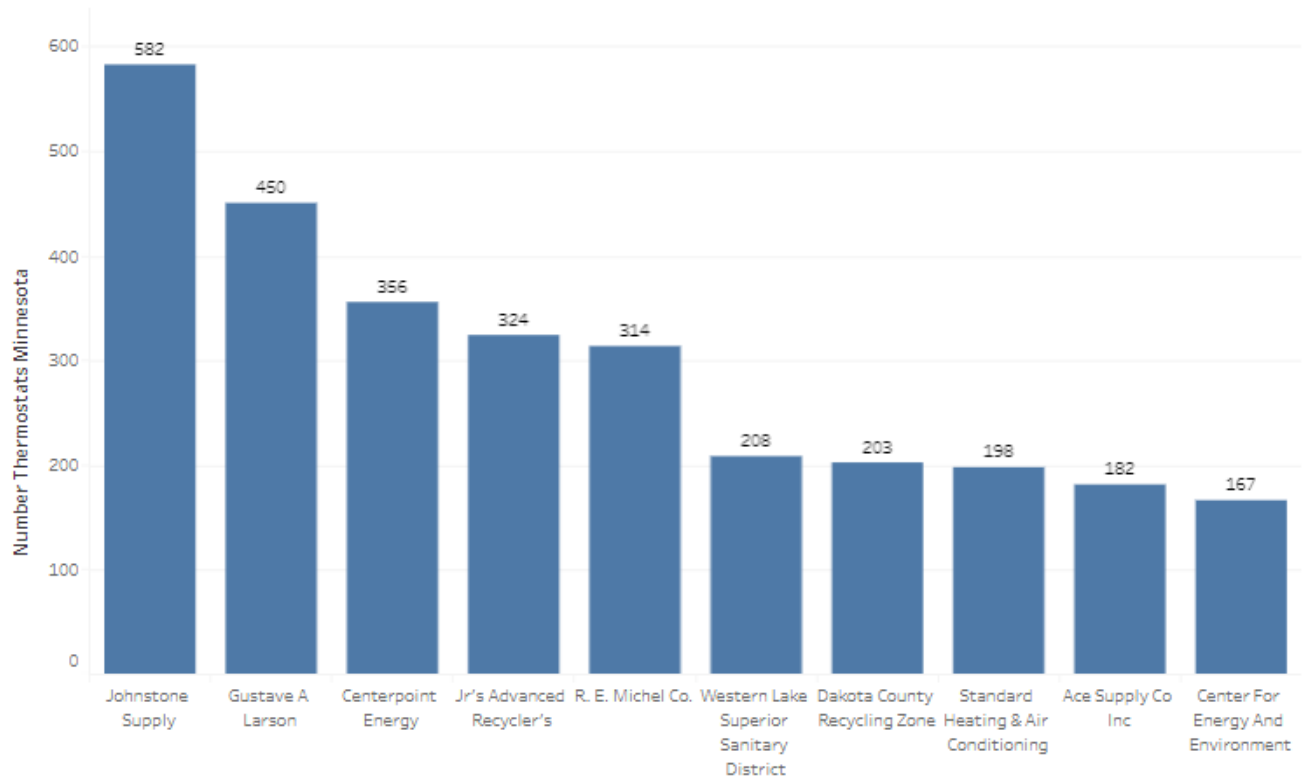


Figure 15 includes the top performers for 2022 by each of the following categories: total bins returned, total thermostats returned, and average number of thermostats per bin.

Figure 15 - Top 10 Performing Partners by Total Bins, Total Thermostats, and Average Thermostats per Bin

	Number Thermostats	Number Bins	Average Thermostats per Bin
Johnstone Supply	582	8	73
Gustave A Larson	410	4	113
Centerpoint Energy	316	4	89
Jr's Advanced Recycler's	324	3	108
R. E. Michel Co.	314	4	79
Western Lake Superior Sanitary District	208	2	104
Dakota County Recycling Zone	203	2	102
Standard Heating & Air Conditioning	198	2	99
Ace Supply Co Inc	182	3	61
Center For Energy And Environment	167	1	167

TRC conducted several activities in 2022 to increase the number of bins and thermostats returned in Minnesota. These activities included 'miss you' calls to collection locations that may not have returned a bin recently. In 2022 a total of 97 'miss you' calls were placed and zero site visits. Figure 16 displays the relationship between the number of site visits per month, the bins returned per month, and the number of thermostats (in 100's) returned per month.

Figure 16 - Relationship Between Site Visits and Bins and Thermostats Returned Per Month in 2022

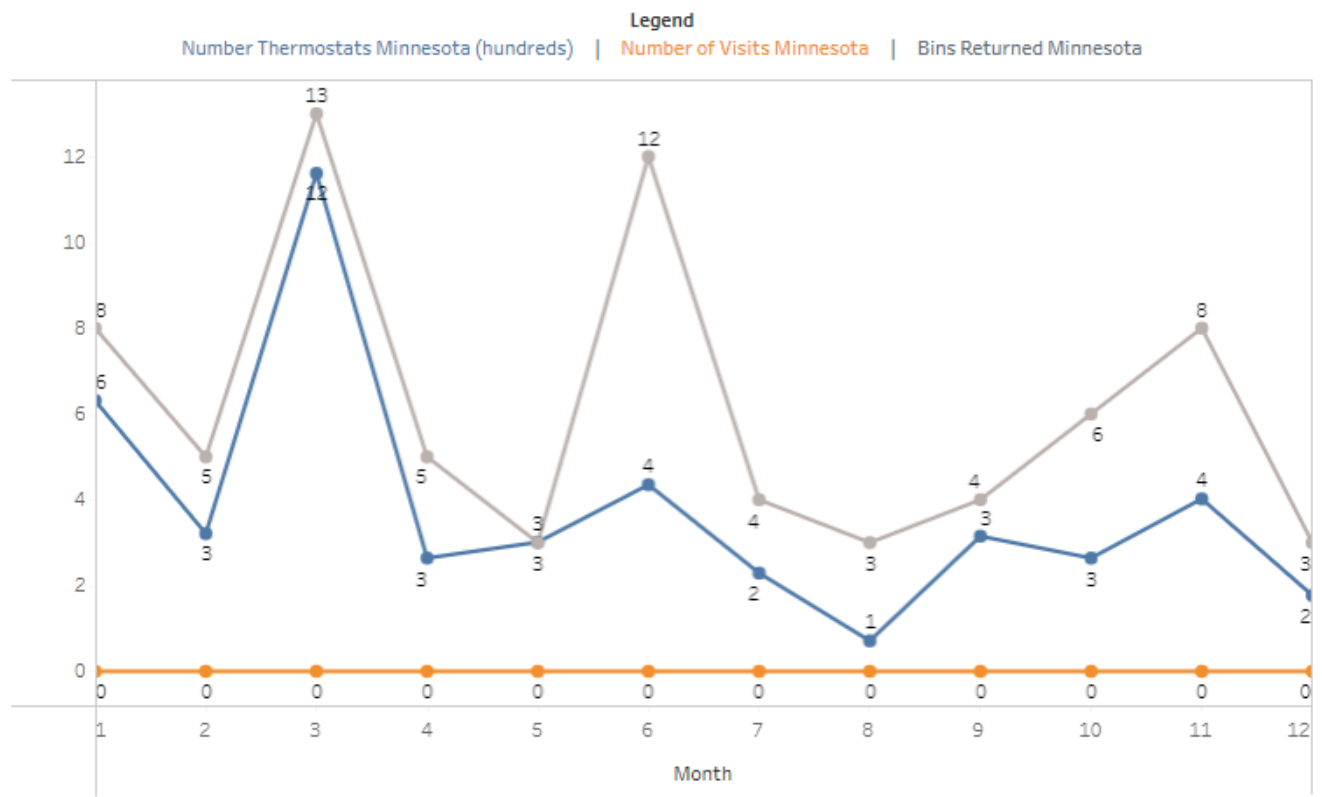
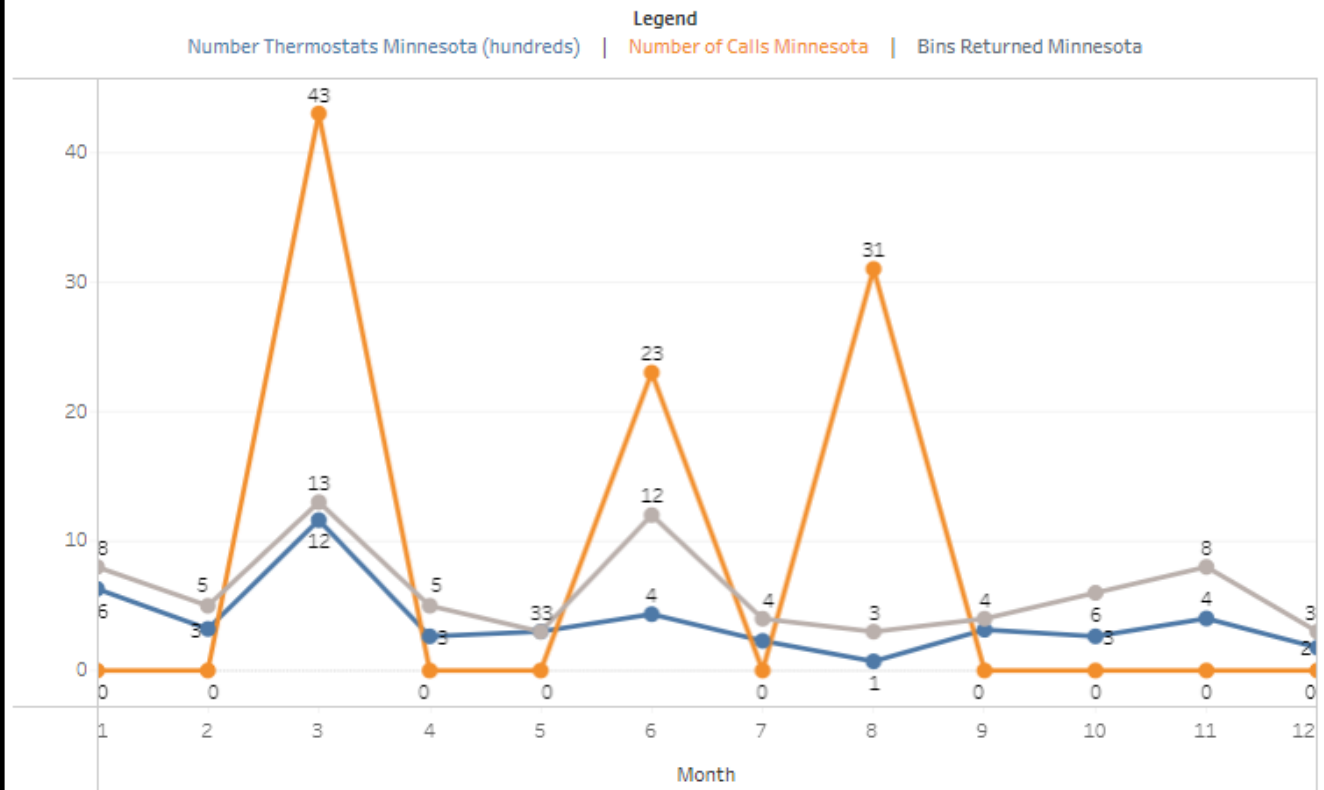


Figure 17 displays the relationship between the number of calls per month, the bins returned per month, and the number of thermostats (by 100's) returned per month.

Figure 17 - Relationship Between 'Miss You' Calls and Bins and Thermostats Returned per Month in 2022



SECTION 3: Comparisons to National and Other States' Data

To compare how the Minnesota collection partners performed in 2022, the national average for the number of bins returned per location that returned at least one bin was calculated and compared to the Minnesota average since 2012. The average number of bins does not include locations that did not return any bins in that year. It should be noted that when making comparisons, each state has different regulations, a different mix of housing types, local policies, and incentives that may have a unique impact on returns. In 2022, the average number of bins returned per location per year in Minnesota stayed below the U.S. average, as shown in Figure 18.

Figure 18 - Average Number of Bins Returned Per Location Per Year

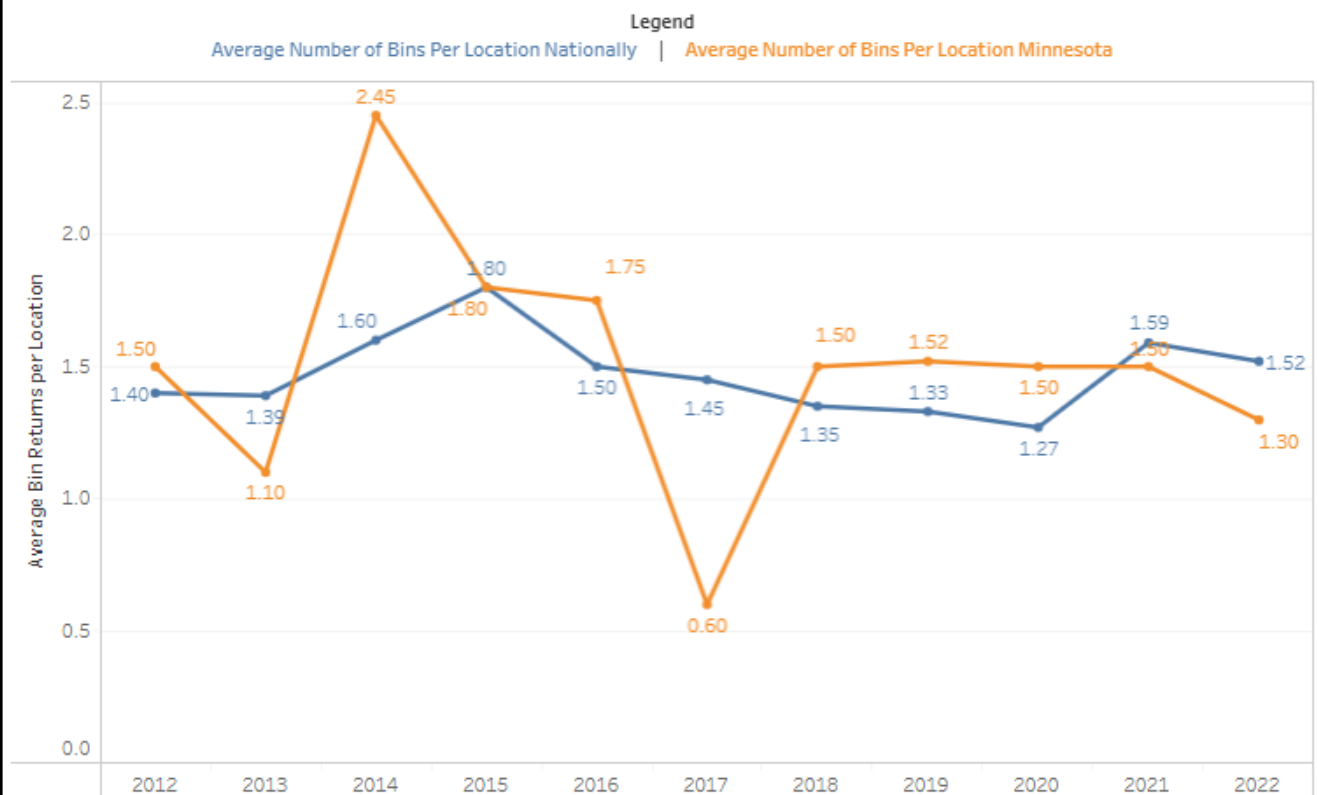


Figure 19 displays the locations in Minnesota that returned more than one bin since 2019, and Figure 20 displays the top 10 partners in the U.S. over the same period in terms of the number of bins returned.

Figure 19 - Partner Locations in Minnesota Returning More than 1 Bin per Last 4 Years

2019		2021	
Centerpoint Energy	11	Johnstone Supply	19
Johnstone Supply	9	Centerpoint Energy	8
Gustave A Larson	7	Bay West Inc	6
Bay West Inc	6	Gustave A Larson	5
Hennepin County Hhw	4	Hennepin County Hhw	4
United Refrigeration	4	Refrigeration Heating Inc.	4
Ace Supply Co Inc	3	Ace Supply Co Inc	3
Center For Energy And Environment	3	Ferguson	3
Ferguson	3	Harry Alter Co./National Excelsior	3
Jr's Advanced Recycler's	3	Minnesota Air Inc.	3
Minnesota Air Inc.	3	Auer Steel & Heating Supply	2
Sps Companies Inc.	3	Center For Energy And Environment	2
Dakota County Recycling Zone	2	Dakota County Recycling Zone	2
Goodin Company	2	Goodin Company	2
Harry Alter Co./National Excelsior	2	R. E. Michel Co.	2
Lennox	2	Sps Companies Inc.	2
Mercury Technologies Of Minnesota, Inc	2	United Refrigeration	2
Minvalco	2	2022	
Trane	2	Johnstone Supply	8
2020		Centerpoint Energy	4
Gustave A Larson	8	Gustave A Larson	4
Johnstone Supply	8	R. E. Michel Co.	4
Centerpoint Energy	4	Ace Supply Co Inc	3
Lennox	4	Jr's Advanced Recycler's	3
Minnesota Air Inc.	4	United Refrigeration	3
Bay West Inc	3	Bay West Inc	2
Dakota County Recycling Zone	3	Dakota County Recycling Zone	2
Dakota Supply Group	3	Goodin Company	2
Carver County Environmental Center	2	Lennox	2
Gag Sheet Metal, Inc.	2	Minnesota Air Inc.	2
Goodin Company	2	Minvalco	2
Kandiyohi County Hhw	2	Standard Heating & Air Conditioning	2
Managed Services, Inc	2	Western Lake Superior Sanitary District	2
Olmsted Hw	2		
Standard Heating & Air Conditioning	2		
Western Lake Superior Sanitary District	2		

Figure 20 - Top 10 Performing Partner Locations Nationwide in Bins Returned Last 4 Years

2019		2021	
Johnstone Supply	374	Johnstone Supply	303
R. E. Michel Co.	229	R. E. Michel Co.	190
United Refrigeration	155	United Refrigeration	123
Ferguson	106	Ferguson	69
Lennox	89	Lennox	60
Us Air Conditioning Distri..	68	Goodman Distribution	46
Goodman Distribution	64	Refrigeration Supplies Di..	39
Wheelabrator	62	Watsco	38
Refrigeration Supplies Di..	53	F.W. Webb	37
Watsco	51	Us Air Conditioning Distri..	37
2020		2022	
Johnstone Supply	247	Johnstone Supply	246
R. E. Michel Co.	158	R. E. Michel Co.	157
United Refrigeration	87	United Refrigeration	80
Ferguson	72	Ferguson	46
Us Air Conditioning Distri..	56	Us Air Conditioning Distributors (USACD)	43
Lennox	47	Lennox	42
Sid Harvey	36	Refrigeration Supplies Distributor (RSD)	42
F.W. Webb	30	Watsco	35
Wheelabrator	22	Sid Harvey	32
Rise Engineering	13	F.W. Webb	31

Figure 21 displays total percentage of locations that actively participated in the program (active participation defined as sending back at least one bin) in 2022, for all the states that mandate thermostat returns reporting as well as the U.S. national average for all states (reporting and non-reporting). In 2022, 45% of the locations in Minnesota returned at least one bin compared to a national average of 34%. The highest percentage of locations returning a bin in 2022 amongst states that mandate thermostat returns reporting was Minnesota (45%).

Figure 21 - Percent of Locations Returning a Bin in 2022

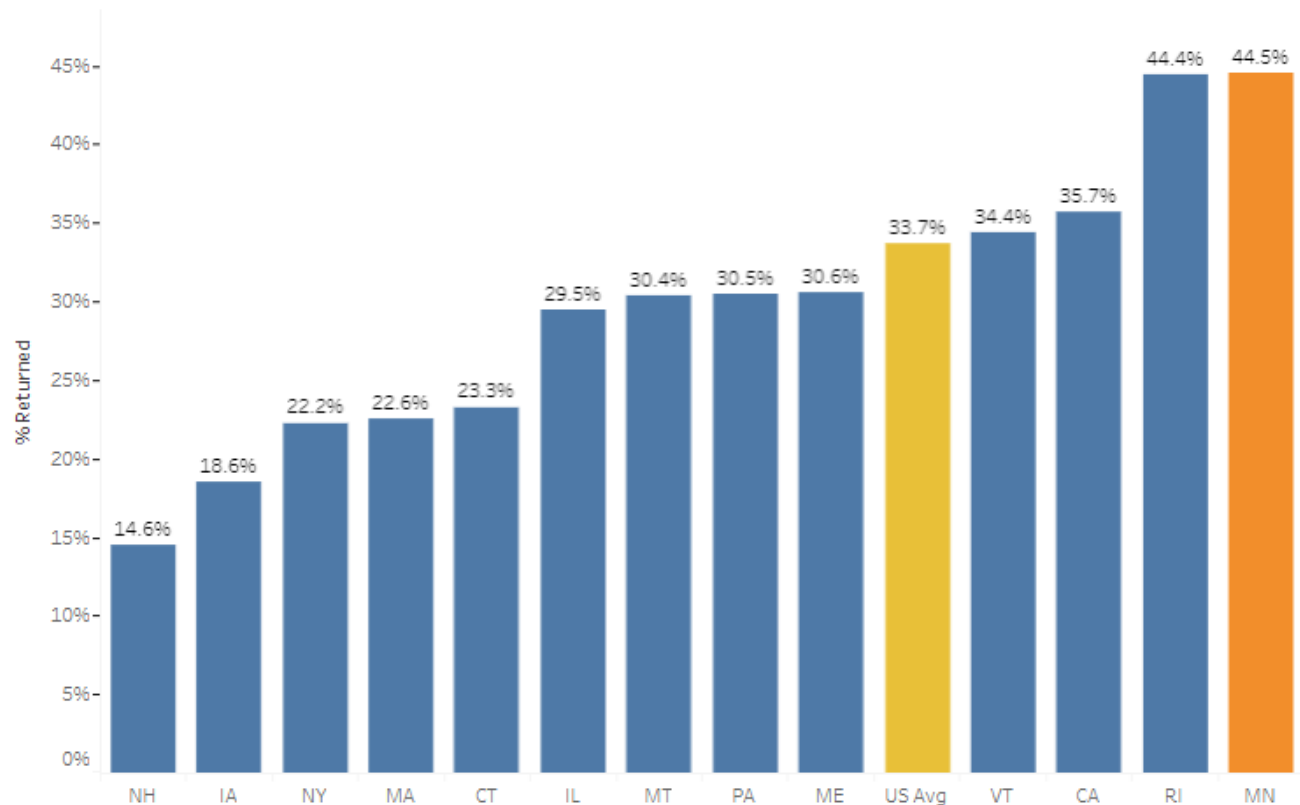


Figure 22 compares Minnesota and national rates for several analytics. These include total whole thermostats, bins, and loose switches collected, number of thermostats collected by total locations and per actively participating locations, number of thermostats per bin returned on average, equivalent average, number of mercury thermostat equivalents returned in 2022, and finally percent change in mercury thermostat conversion from 2021 to 2022. The equivalent average is an average of the number of switches in whole thermostats collected in Minnesota, and it is used to represent an equivalent number of thermostats from returned loose switches. The thermostat equivalent number includes the totals of whole thermostats returned, plus the number of thermostats estimated from loose switches. The states displayed are those that mandate thermostat returns reporting and the U.S. average is for all states that return bins (reporting and non-reporting).

Figure 22 - Comparison of States and US Average Among Several Categories

State	Whole Thermostats	Bins	Loose Switches	Thermostats returned per total # of locations with bins	Average Thermostats per bin	Average Thermostats collected per location that returned	Equivalent Average	Thermostats Equivalent in 2022	% Change over previous year
CA	6,473	356	781	8	18	16	1.6300	6,952	-46%
CT	2,216	55	165	11	40	29	1.1489	2,360	-27%
IA	1,505	30	391	13	50	33	1.3030	1,805	76%
IL	2,508	114	39	7	22	12	1.1248	2,543	-69%
MA	8,333	112	11	26	74	90	1.1048	8,343	37%
ME	2,282	68	10	12	34	27	1.0960	2,291	-51%
MN	4,571	74	4,362	35	62	59	1.1665	8,310	0%
MT	352	8	0	15	44	70	1.1733	352	-47%
NH	812	28	7	4	29	20	1.1281	818	-37%
NY	3,327	121	1,337	7	27	19	1.2834	4,369	10%
PA	5,001	121	372	15	41	32	1.3551	5,276	-44%
RI	1,425	28	132	32	51	42	1.0681	1,549	-35%
VT	1,396	68	0	9	21	18	1.0946	1,396	-31%
US Avg	1,524	39	242	18	39	21	1.3270	1,706	-1%

Figure 23 further compares Minnesota and national data by showing how each state ranked in each of these categories, from highest to lowest. The states compared are those that mandate thermostat returns reporting and the U.S. average is for all states that return bins (reporting and non-reporting).

Figure 23 - Comparison of States and US Average Among Several Categories, Rankings

	Whole Thermostats	Bins	Loose Switches	Thermostats returned per total # of locations with bins	Average Thermostats per bin	Average Thermostats collected per location that returned at least one bin in 2022	Equivalent Average	Thermostat Equivalents in 2022	% Change over previous year
1	MA	CA	MN	MN	MA	MA	CA	MA	IA
2	CA	NY	NY	RI	MN	MT	PA	MN	MA
3	PA	PA	CA	MA	IA	MN	US Avg	CA	NY
4	MN	IL	IA	US Avg	RI	RI	IA	PA	MN
5	NY	MA	PA	MT	MT	IA	NY	NY	US Avg
6	IL	MN	US Avg	PA	PA	PA	MT	IL	CT
7	ME	ME	CT	IA	CT	CT	MN	CT	VT
8	CT	VT	RI	ME	US Avg	ME	CT	ME	RI
9	US Avg	CT	IL	CT	ME	NH	NH	IA	NH
10	IA	US Avg	MA	VT	NH	US Avg	IL	US Avg	PA
11	RI	IA	ME	CA	NY	NY	MA	RI	CA
12	VT	NH	NH	IL	IL	VT	ME	VT	MT
13	NH	RI	VT	NY	VT	CA	VT	NH	ME
14	MT	MT	VT	NH	CA	IL	RI	MT	IL

2022 Collections by Brand

In Minnesota, Thermostat Recycling Corporation (TRC) recovered the equivalent of 8,310 mercury thermostats from 4,571 whole mercury thermostats plus 4,362 mercury switches removed from thermostats. A total of 60.1 pounds of mercury was diverted from solid waste. *Please note the explanation of the converted thermostats or thermostat equivalents below.¹ An example of the mercury ampoule is shown below.



As required by the state statute, a table of thermostat brand holders with their corresponding thermostats, the number of switches and the pounds of mercury recycled is below. It is important to note that there remain non-members whose thermostats the TRC collection program recycles. They are listed in the table as “Non-Member Brands”.

¹ A mercury thermostat contains a variable amount of mercury ampoules or “switches” attached to the subbase of the thermostat. These glass ampoules often are collected in the recycling container without the intact thermostat attached to them. TRC collects and counts these loose ampoules and recycles them. To derive the converted thermostat or thermostat equivalent, the program takes the following calculations to develop the converted thermostat or thermostat equivalent. First, TRC will count the total whole (intact) thermostats collected in the recycling bins. From these units, there is an intact ampoules count. TRC then takes the intact ampoules divided by the whole (intact) thermostats or otherwise known as the conversion ratio. After the conversion ratio is calculated, TRC will multiply the loose mercury switches by the conversion ratio. Lastly, we add this result to the whole (intact) thermostats to produce the converted thermostats or thermostat equivalents.

Brand Holder	Thermostats	Count Switches	Pounds of Mercury
Bard Manufacturing Corporation	0	0	0
Burnham Holdings, Inc	0	0	0
Carrier Corporation	2	2	0.0124
Chromalox	0	0	0
Climate Master, Inc.	0	0	0
Crane Company	0	0	0
Daikin Applied	0	0	0
Dwyer Instruments	0	0	0
ecobee	0	0	0
Emerson Electric Corporation/White Rodgers	175	181	1.1222
Empire Comfort Systems	0	0	0
General Electric Corporation	3	5	0.031
Goodman Global	6	12	0.0744
Honeywell Home	4283	5013	31.0806
Hunter Fan Company	0	0	0
ITT Corporation	1	2	0.0124
Lennox International Inc.	2	4	0.0248
Marley-Wylain Company	0	0	0
Nest	0	0	0
Nortek Global HVAC	0	0	0
Rheem Manufacturing Company	0	0	0
Schneider Electric (Invensys Controls)	75	75	0.465
STLPC Corporation (f/k/a Lux Products Corporation)	5	5	0.031
Taco Comfort Solutions	0	0	0
TPI Corporation	0	0	0
Trane Residential Systems	17	31	0.1922
Uponor, Inc.	0	0	0
Vaillant Corporation	0	0	0
W. W. Grainger	0	0	0
York/Johnson Controls	0	0	0
Non-Member Brands			
American Stabilis	2	2	0.0124
NOM (Manufacturer not identifiable)			
Loose Switches	0	4362	27.0444
Total	4,571	9,694	60.1028

2022 Summary of the Program Expenses

Below is a summary of program expenses for the Minnesota collection program in 2022. 2022 program expenses (reported in the annual report) are unaudited and are for management purposes only. Prior to submittal of this annual report, the expenses were reviewed by Kellen Company.

Program Component	2021	2022	Difference
Direct Expense for Marketing & Outreach	\$ 1,242.29	\$ 2,335.49	\$ 1,093.20
Incentive/Promotional Payments	\$ 154.02	\$ 210.00	\$ 55.98
Legal			\$ -
New Collection Containers			\$ -
Recycling Costs	\$ 29,803.14	\$ 16,172.90	\$ (13,630.24)
Travel			\$ -
TRC Staff & Administration	\$ 109.78	\$ 1,000.00	\$ 890.22
Total Expenses	\$ 31,309.23	\$ 19,718.39	\$ (11,590.84)

2022 Education and Outreach

Direct Marketing (Email, Mail, Other Communications)

Current Collection Locations

Small Pails and Green Bins

In 2022, TRC shipped 76 small pails to collection points around the country. We also shipped 201 new green bins. In comparison, the program shipped 236 new green bins in 2021 and 47 small pails². Collection locations either requested the new pail when they signed up to participate in the program or chose to switch out their bin with a pail due to decreased collections. The large green bins which have been the staple of the program continued to be replenished as they were returned for processing. Because the containers are reused and bar coded, we anticipate that the request for new containers will decrease as the program continues.

- Of the totals provided, TRC shipped zero new small pails and two new large bins in the state.

Collection Location Outbound Phone Calls

Our outbound phone calls have been branded internally as the “Miss You Call” process. These calls promote collection container returns and serve as a reminder to locations that have not returned any thermostats. TRC allocates these “miss you calls” to collection sites that have not returned a container in over a year. These calls serve as a friendly customer service check to see if any of the program materials need to be replenished or if missing containers need to be replaced. In total, the program called 1,922 current collection locations in 2022, compared to 3,113 in 2021. The decline in the number of calls completed is a positive sign that more locations were returning a bin without being prompted in 2022, and therefore did not require a “Miss You Call”.

- Completed 97 calls to encourage shipping the recycling container compared to 78 a year prior. A copy of the locations called can be found in the Appendix.

² New bin orders coincide with accounts that open new stores, move or lose their existing containers.

Collection Location Postcards

Postcards are sent to all locations that have not returned a container in the past year. These postcards serve as a reminder to locations and assist with updating addresses in the database. In 2022, TRC mailed 12,425 postcards.

- Mailed 302 reminder postcards compared to 271 a year prior.

Collection Location Emails

TRC emailed locations three weeks after receiving a postcard to encourage them to directly ship the recycling container. These emails contain step-by-step instructions for shipping and direct contact information for missing shipping labels or further questions. In 2022, TRC emailed 3,682 locations.

- Emailed 55 collection locations three weeks after receiving the reminder postcard to ship their container.

Collection Location Site Visits


Throughout the year, our team completed 1,042 site visits in numerous states. The purpose of site visits is to inform the location of the requirements of participation, what specifically the statute requires of them, assist with shipment of the recycling container, and to answer any questions they may have. We often gather valuable information during the site visit which is used to enhance TRC's outreach and update the database with current contact details.

HVAC Industry

The HVAC industry is our most productive and most engaged channel for recycling mercury containing thermostats. We consider this industry to be the manufacturers, wholesale distributors, and contractors which are intimately involved with the recovery of mercury thermostats. TRC took the following actions:

- ACHR News Podcast featured TRC on their podcast in February of 2022.

<https://www.achrnews.com/media/podcasts/2904-achr-news-podcast/play/488-thermostat-recycling>



Thermostat Recycling

▶ Play

▶ ↺ 10 ▬ 🔊 ▬

Duration: 9:00
02-21-2022

Danielle Myers from the Thermostat Recycling Corporation (TRC) stops by the podcast to talk about the importance of properly disposing the old mercury thermostats.

[Download](#)

- Continued the “Banish Mercury Off the Planet” (BMOP) Competition encouraging all HARDI wholesalers to compete through collections. Included direct marketing to over 17,000 individual HARDI members.
 - The annual competition recovered 211 pounds of mercury from 66 HVAC wholesalers. More than 530 branch locations returned collection bins during the contest period.



- Ran Subway \$5 gift card promotion with Gustave A. Larson locations 11/15/22-12/31/22.



Property Management Industry

This year, TRC continued to partner with Progress Residential, one of the largest providers of single-family rental homes in the United States, with over 66,000 homes in 29 of the nation's fastest growing metro areas. The property management company is in the process of retrofitting hundreds of homes' thermostats, and we have provided free recycling containers for their use to recycle the mercury thermostats they are replacing.

Waste Related Sector and Household Hazardous Waste (HHW) Industry

The waste-related sector remains an important sector for TRC to target individuals and those residents performing DIY thermostat installations. These attempts were to gain new collection locations, form better relationships with the audience and raise overall awareness of the TRC program. As a result of these learnings, TRC took the following actions:


- Scoured google alerts for HHW events to target phone call or email outreach to encourage them to use the program. Sent 34 emails to facilities, offering a free container.

Advertising and Awareness


Website

TRC's redesigned website has now been active for a year. We experience better statistics around website traffic and visitors, which will be detailed below. To keep the website fresh, blogs and press releases are posted monthly and shared with our many stakeholders.


Latest News




Ten Bin Club Members January 2023
Posted February 15, 2023



Thermostat Recycling Corp.'s Collections Decrease as Fewer Mercury-Containing Thermostats Remain to be Collected
Posted February 10, 2023



A New Year's Resolution and Another State Sunset
Posted February 1, 2023



Ten Bin Club Members December 2022
Posted January 17, 2023

VIEW ALL NEWS

Earned Media

MONTH	MEDIUM	EARNED MEDIA
February	Podcast	ACHR News Podcast featured Thermostat Recycling with TRC

Press Releases

MONTH	RELEASE
January	Thermostat Recycling Corp.'s Mercury-Containing Thermostat Collection Up Nearly 5%
January	TRC's Mercury-Containing Thermostat Collection Up Nearly 5%
April	Thermostat Recycling Corp. Sponsors Banish Mercury Off the Planet Contest
May	Thermostat Recycling Contest Begins for 2022
August	Johnstone Supply Leads TRC's Banish Mercury Off the Planet Contest
October	Oct. 24 is Recycle Your Mercury Thermostat Day
December	Johnstone Supply, Progress Supply and Allied Refrigeration Earn Banish Mercury Off the Planet 2022 Awards

Blogs

MONTH	BLOG
January	It's New Year's Resolution Time And ...
February	Thermostat Questions You Always Had But Didn't Ask
April	Happy Earth Day
May	Recycling Trends: What to Expect
June	Check Out the View
August	Banishing Mercury Off the Planet?
August	Johnstone Supply Leads TRC's Banish Mercury Off the Planet Contest
September	The Ten Bin Club
October	Thermostat Recycling Corp. Is 24 on the 24th
December	TRC & Why The Media Matters
December	Why The HARDI Conference is Important

Print Advertising

ACHR News

Field Served: All branches of the air conditioning, heating and refrigeration industry (residential, commercial, and industrial) including contractors, dealers, distributors, wholesalers, manufacturers, consulting engineers and architects, public utilities, government agencies and associations, exporters and importers, industrial and commercial buyers and users, libraries, schools, students and others allied to the field.

- Advertisement Specs: Six 2/3 page, 4c
- Circulation: 25,720 (National)
 - California: 1,755
 - Connecticut: 316
 - Illinois: 1,138
 - Iowa: 270
 - Maine: 107
 - Massachusetts: 772
 - Minnesota: 605
 - New Hampshire: 159
 - New York: 1,268
 - Pennsylvania: 1,141
 - Vermont: 43
 - Rhode Island: 74
- Issues
 - January 2022
 - March 2022
 - May 2022
 - August 2022
 - November 2022

Buildings Magazine

Field Served: Building owners and facilities management professionals in business development and management firms, office, education, healthcare, retail, hospitality, and government. Professionals involved in the development, construction, modernization, and management of buildings.

- Advertisement Specs: Two full page; One full spread, 4c
- Circulation: 146,458 (National)
 - California: 14,991
 - Connecticut: 2,344
 - Illinois: 7,072
 - Iowa: 2,028
 - Maine: 725
 - Massachusetts: 4,371
 - Minnesota: 3,004
 - New Hampshire: 763
 - New York: 10,479
 - Pennsylvania: 7,027
 - Vermont: 367
 - Rhode Island: 516
- Issues
 - January/February 2022
 - March/April 2022
 - November/December 2022

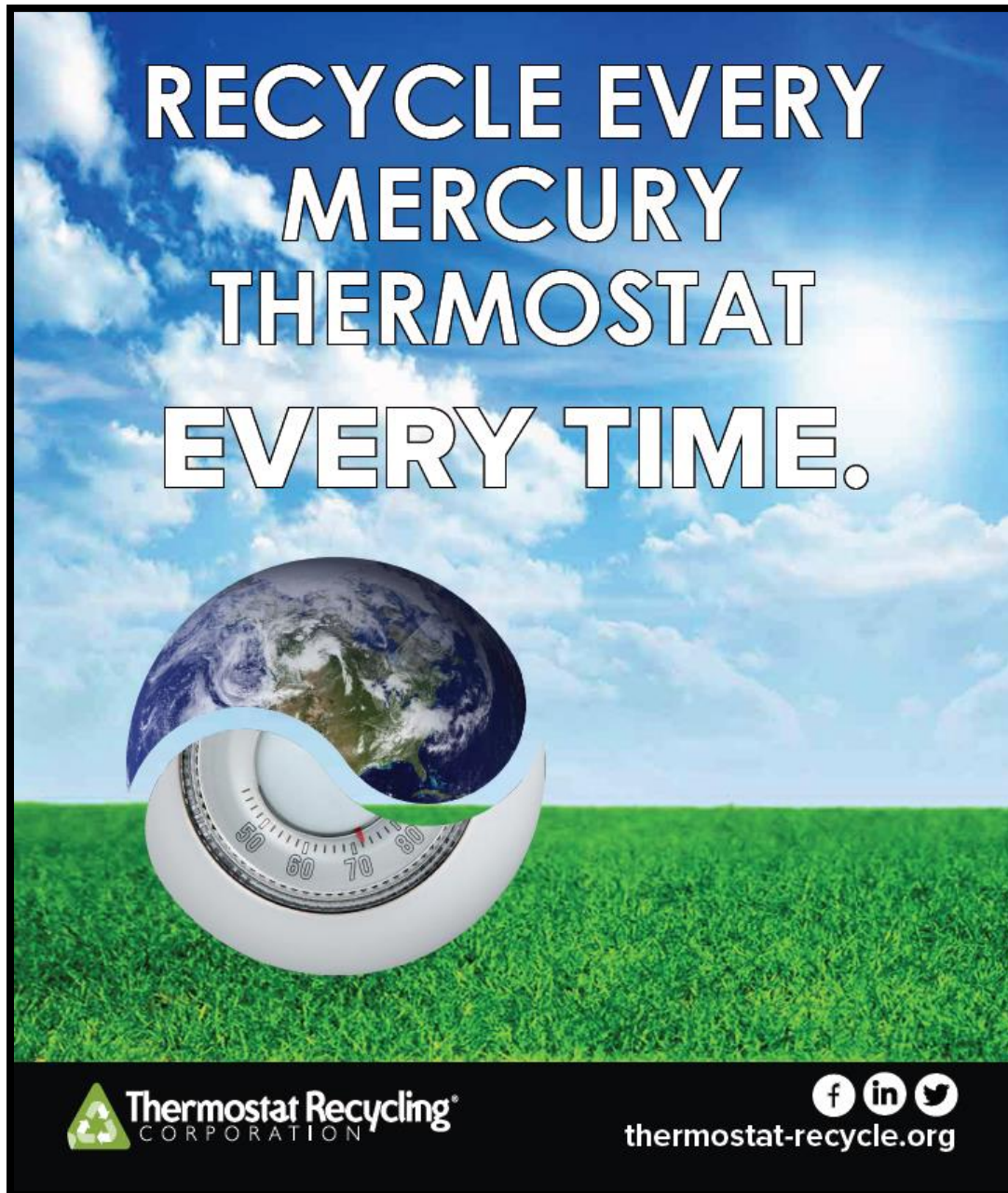
HVACR Business

Field served: commercial, residential and industrial contractors and distributors in the heating, cooling, ventilation and refrigeration industries.

- Advertisement Specs: Three 1/2 page, 4c
- Circulation: 31,500 (National)
 - New England: 1,565
 - Middle Atlantic: 4,017
 - East No. Central: 5,638
 - West No. Central: 2,959
 - South Atlantic: 6,712
 - East So. Central: 1,771
 - West So. Central: 3,475
 - Mountain: 1,895

- Pacific: 3,349
- Issues
 - January 2022
 - March 2022
 - August 2022

Advertisement Samples



2022 bmop

BANISH MERCURY OFF THE PLANET

Calling all TRC/HARDI Wholesale Members.
It's time for the annual BMOP competition!

Return your filled recycling containers from
May 1 - October 31 to compete.

Learn more at thermostat-recycle.org/bmop



Recycle
THIS.

**PROTECT
THE
PLANET.**

REMOVE, REPLACE AND RECYCLE
ALL MERCURY THERMOSTATS

THERMOSTAT-RECYCLE.ORG




Digital Summary

This report summarizes all digital efforts in spreading TRC’s message to audience members at a national level in 2022 – including search engine optimization (SEO) and digital advertising—including, search engine marketing (SEM) ads through Google Search; social media ads through Facebook and LinkedIn; and programmatic ads through StackAdapt.

Search Engine Marketing (SEM)

As part of search engine marketing (SEM), Google Ads is a digital advertising platform where advertisers can bid on search terms (or keywords) to have informational ads displayed, where ads appear alongside search results. This campaign targets people searching for relevant search key terms by driving traffic to various pages on the TRC website. TRC has developed a search campaign to align with terms searched by individuals related to thermostats, mercury, mercury recycling, thermostat replacement, etc.

A quantitative summary of the campaign’s delivery at a national level in 2022 is detailed below.

Metrics	2022
Impressions	13,863
Clicks	696
Clickthrough Rate (CTR)	4.07%
Cost per Click (CPC)	\$1.15
Conversions (Find a Location, Form Downloads)	40

Notes

- Impressions: Number of times ads were served to viewers.
- Clicks: Number of viewers who clicked on ads
- CTR: Click-through-rate, calculated by the number of clicks divided by the number of impressions.
- CPC: Average amount paid for each click.

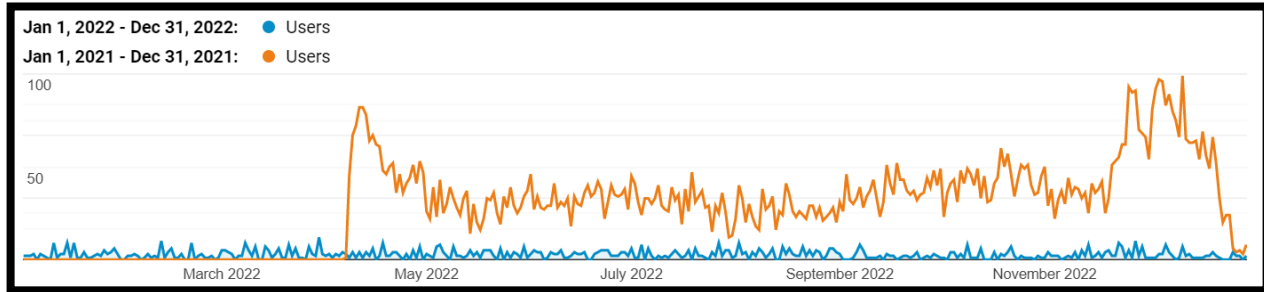
Search Engine Optimization (SEO)

Search Engine Optimization (SEO) is the process whereby a website is optimized through original content and on-site coding tactics to increase its chances of appearing near the top of “organic

searches.” An organic search is one that appears “naturally” in a search engine like Google or Bing. In other words, an organic listing is not ranked through paid search.

Organic traffic to a website typically brings visitors who stay longer, and visit more pages, on average.

In 2022, organic search traffic for all states brought 806 users to the TRC website. By comparison, there were 9,746 clicks from organic search over the same time period in 2021.



This data was provided by *Google Analytics Reporting*.

Social Media and Programmatic Ads

Through social media and programmatic advertising, advertisers can attract large audiences on the platforms they use for social networking and website browsing. This campaign targets people with relevant interests and drives them to various pages on the TRC website. For these ads, audiences on the various platforms were subdivided into various categories, as shown in the quantitative results table below.

Below is the overall performance at a national level in 2022 for each target audience and platform.

Audience	Platform	Impressions	Clicks	CTR	Conversions (Find a Location)
Consumer	Facebook	1,121,814	4,538	0.40%	23
Consumer	StackAdapt	2,119	200	0.89%	5
Contractor	LinkedIn	22,475	150	0.67%	1
TOTAL:		1,146,408	4,888	0.43%	29

Digital Qualitative Analysis

Through paid digital advertising, TRC's various messages at a national level were shown to audience members over 1.1 million times. Of those 1.1 million times, nearly 5,000 users were acquired to the website – where 69 conversions occurred. Audience members most likely to take an action from our ads were consumers through Google Search ads. In terms of search engine optimization, there was a decline in organic website traffic from 2021 to 2022, which may be skewed due to the shift to the new website. Growing website traffic will be a priority in 2023.

2022 Trade Shows, Conferences, and Presentations

Date	Show	Location
February		
1-2	AHR Expo	Las Vegas, NV
March		
21-23	HVAC Excellence	Las Vegas, NV
December		
3-7	HARDI Annual Conference	Houston, TX

2023 Program Modifications

Thermostat Recycling Corporation's 2023 Goals

TRC continues to set high-level annual goals for the organization. These goals assist in decision making and prioritization of activities. For the calendar year 2023, TRC plans to focus on:

- Continuing to fulfill state statutory requirements, agreements, and other arrangements for regulatory compliance.
- Focusing on education and awareness tactics geared toward homeowners and HVAC industry professionals.

Thermostat Recycling Corporation's Planned Tasks

In addition to the above goals, TRC set specific tasks on which we plan to focus. Completion of these tasks aid in the organization's overall goals.

- Roll-out public releases throughout the year.
- Grow website traffic through SEO.
- Continue the program's operational activities such as outbound phone calls, mailing reminder postcards, and visiting sites. Use collection data trends to target these initiatives.
- Attend trade shows and conferences when applicable. Look for speaking opportunities at attended events.



2022 MINNESOTA ANNUAL REPORT

Thermostat Recycling Corporation Headquarters
355 Lexington Avenue – 15th Floor | New York, NY 10017

1-888-266-0550

www.thermostat-recycle.org

Questions about this annual report?

Contact:

Danielle Myers, Executive Director

(P) 212.297.2105

(E) danielle.myers@thermostat-recycle.org

All state specific annual reports are posted on our website at the following weblink:

<https://thermostat-recycle.org/program-info/state-reports/>

Recycle every mercury thermostat, every time.

APPENDICES

How Mercury Thermostat Waste is Handled

Tax Return 990

2022 Miss You Calls

2022 Collection Location Summary Report

2022 Collection Location Bin Receipt

HOW MERCURY THERMOSTAT WASTE IS HANDLED

WASTE MERCURY-ADDED THERMOSTAT MANAGEMENT THROUGH VEOLIA ES TECHNICAL SOLUTIONS, LLC.

TRC containers with waste mercury-switch thermostats are received at a fulfillment/inventory center in Port Washington, Wisconsin (WIR000130591). The facility is owned and operated by Veolia ES Technical Solutions, L.L.C. (Veolia) under contract with TRC.

All recycling containers, including pails and bins are received at the loading dock and sent to the TRC inventory room. The container and plastic liner are opened and the contents are identified, sorted, and tallied. The following data is recorded for each bin returned and processed: bin number, business name (location name), city, state, zip code, date returned, number of thermostats and mercury switches by manufacturer and any non-conforming material.

The containers are returned to the location that sent it in with a new prepaid address label within 3 weeks of receipt. The thermostats are stored and staged in a plastic lined carton in a storage area for final processing. The containers are dated and processed in order received, first in-first out.

The thermostats and any loose bulbs collected from the containers are consolidated into a special 55-gallon drum which is labeled and dated according to regulations. The drum is sealed with a band and is only opened when contents are being added to it. Special negative pressure venting assures any fumes are captured and vented when the drum is opened.

The 55-gallon drum is then shipped to Veolia's mercury recovery facility (WID988566543) for final processing of the mercury ampules (switches). Veolia Environmental Services meets or exceeds all local, state, federal and EPA regulations for the management of the product.

The containers are returned from the storage area to the mercury recovery processing area to have the mercury bulbs removed from the plastic housing. Universal Waste Regulations require the recycling and disposal of waste within 12 months of acceptance at the processing facility.

Small quantities of thermostats are removed from the container, which is then closed again. The bulbs are removed from the thermostats and placed into processing vessel at the work station. Once the processing vessel is full, the vessel is loaded into the mercury recovery retort oven.

If a bulb breaks and the mercury spills, the work area is designed to contain the spillage and the operators are trained in the clean-up and disposal of mercury. The TRC inventory

and processing areas are equipped with special mercury vacuum cleaners and the work area is vacuumed at the end of the work day to ensure that any spillage is cleaned up and not left to evaporate.

Veolia meets or exceeds all local, state, federal and EPA regulations for the management of the product. The mercury recovery facility and process are permitted by the Wisconsin Department of Natural Resources. Veolia's approvals for mercury recovery/recycling include:

- EPA - identification WID988566543
- Hazardous Waste Storage License #6008
- Hazardous Waste Treatment License (Mercury Recovery Operations) #4585
- Air Operation Permit #246076050-S01
- Storm Water General Permit #WI-S067857-4

In addition to the regulatory permits, both Veolia Port Washington facilities have developed and maintain management systems in accordance with ISO 14001-2004, OHSAS 18001-2007, and Responsible Recycling (R2:2013) Practice. All persons who handle mercury thermostats as part of the TRC operation receive training in the handling of Hazardous Waste and Universal Waste.

The mercury containing ampules are retorted at Veolia's Port Washington Mineral Springs facility. The mercury is removed during the retort process. The post retort debris consists of broken glass ampules. The debris is tested for residual mercury to document the removal of the mercury to levels below the US EPA Land Disposal Restriction (LDR) levels. The debris is then disposal of as a non-hazardous solid waste at Advanced Disposal Glacier Ridge Landfill, LLC in Horicon, Wisconsin.

Form **990**Department of the Treasury
Internal Revenue Service**Return of Organization Exempt From Income Tax**

Under section 501(c), 527, or 4947(a)(1) of the Internal Revenue Code (except private foundations)

▶ Do not enter social security numbers on this form as it may be made public.

▶ Go to www.irs.gov/Form990 for instructions and the latest information.

OMB No. 1545-0047

2021Open to Public
Inspection**A For the 2021 calendar year, or tax year beginning and ending****B** Check if applicable:

- ☐ Address change
☐ Name change
☐ Initial return
☐ Final return/terminated
☐ Amended return
☐ Application pending

C Name of organization**THERMOSTAT RECYCLING CORPORATION**Doing business as **TRC**

Number and street (or P.O. box if mail is not delivered to street address)

355 LEXINGTON AVENUE, 15TH FLOOR

Room/suite

City or town, state or province, country, and ZIP or foreign postal code

NEW YORK, NY 10017**F** Name and address of principal officer: **DANIELLE MYERS****SAME AS C ABOVE****D** Employer identification number**54-1830284****E** Telephone number**212-297-2105****G** Gross receipts \$ **2,889,740.****H(a)** Is this a group returnfor subordinates? ☐ Yes ☒ No**H(b)** Are all subordinates included? ☐ Yes ☐ No

If "No," attach a list. See instructions

H(c) Group exemption number ▶**I** Tax-exempt status: ☐ 501(c)(3) ☒ 501(c) (**6**) ◀ (insert no.) ☐ 4947(a)(1) or ☐ 527**J** Website: ▶ **WWW.THERMOSTAT-RECYCLE.ORG****K** Form of organization: ☒ Corporation ☐ Trust ☐ Association ☐ Other ▶**L** Year of formation: **1996** **M** State of legal domicile: **DE****Part I Summary**

Activities & Governance	1	Briefly describe the organization's mission or most significant activities: TO PROMOTE THE SAFE COLLECTION AND PROPER DISPOSAL OF MERCURY-CONTAINING THERMOSTATS.
	2	Check this box <input type="checkbox"/> if the organization discontinued its operations or disposed of more than 25% of its net assets.
	3	Number of voting members of the governing body (Part VI, line 1a) 3
	4	Number of independent voting members of the governing body (Part VI, line 1b) 4
	5	Total number of individuals employed in calendar year 2021 (Part V, line 2a) 0
	6	Total number of volunteers (estimate if necessary) 0
	7a	Total unrelated business revenue from Part VIII, column (C), line 12 0.
7b	Net unrelated business taxable income from Form 990-T, Part I, line 11 0.	
Revenue	8	Contributions and grants (Part VIII, line 1h) 0.
	9	Program service revenue (Part VIII, line 2g) 2,994,730.
	10	Investment income (Part VIII, column (A), lines 3, 4, and 7d) 160.
	11	Other revenue (Part VIII, column (A), lines 5, 6d, 8c, 9c, 10c, and 11e) 0.
	12	Total revenue - add lines 8 through 11 (must equal Part VIII, column (A), line 12) 2,994,890.
Expenses	13	Grants and similar amounts paid (Part IX, column (A), lines 1-3) 0.
	14	Benefits paid to or for members (Part IX, column (A), line 4) 0.
	15	Salaries, other compensation, employee benefits (Part IX, column (A), lines 5-10) 11.
	16a	Professional fundraising fees (Part IX, column (A), line 11e) 0.
	b	Total fundraising expenses (Part IX, column (D), line 25) ▶ 0.
	17	Other expenses (Part IX, column (A), lines 11a-11d, 11f-24e) 2,437,817.
	18	Total expenses. Add lines 13-17 (must equal Part IX, column (A), line 25) 2,437,828.
19	Revenue less expenses. Subtract line 18 from line 12 557,062.	
Net Assets or Fund Balances	20	Total assets (Part X, line 16) 1,859,558.
	21	Total liabilities (Part X, line 26) 234,399.
	22	Net assets or fund balances. Subtract line 21 from line 20 1,625,159.

Part II Signature Block

Under penalties of perjury, I declare that I have examined this return, including accompanying schedules and statements, and to the best of my knowledge and belief, it is true, correct, and complete. Declaration of preparer (other than officer) is based on all information of which preparer has any knowledge.

Sign Here	Signature of officer	Date			
	DANIELLE MYERS, OPERATIONS AND COMPLIANCE MANAGER Type or print name and title				
Paid Preparer Use Only	Print/Type preparer's name JEFFREY A. SMITH, CPA	Preparer's signature	Date	Check <input type="checkbox"/> if self-employed	PTIN P00139935
	Firm's name ▶ BURDETTE SMITH & BISH LLC	Firm's EIN ▶ 45-4037800	Phone no. 703-591-5200		
Firm's address ▶ 4114 LEGATO ROAD, 5TH FLOOR FAIRFAX, VA 22033					

May the IRS discuss this return with the preparer shown above? See instructions ☒ Yes ☐ No

Part III Statement of Program Service AccomplishmentsCheck if Schedule O contains a response or note to any line in this Part III ☐**1** Briefly describe the organization's mission:

THE THERMOSTAT RECYCLING CORPORATION (TRC) IS A NON-PROFIT ORGANIZATION THAT FACILITATES AND MANAGES THE COLLECTION AND PROPER DISPOSAL OF MERCURY-CONTAINING THERMOSTATS.

2 Did the organization undertake any significant program services during the year which were not listed on the prior Form 990 or 990-EZ? ☐ Yes ☒ No

If "Yes," describe these new services on Schedule O.

3 Did the organization cease conducting, or make significant changes in how it conducts, any program services? ☐ Yes ☒ No

If "Yes," describe these changes on Schedule O.

4 Describe the organization's program service accomplishments for each of its three largest program services, as measured by expenses.

Section 501(c)(3) and 501(c)(4) organizations are required to report the amount of grants and allocations to others, the total expenses, and revenue, if any, for each program service reported.

4a (Code:) (Expenses \$ **2,429,420.** including grants of \$) (Revenue \$ **2,889,690.**)

TRC FACILITATES THE PROPER MANAGEMENT OF WASTE MERCURY THERMOSTATS BY PROVIDING RECYCLING CONTAINERS FOR THE COLLECTION AND TRANSPORT OF WASTE MERCURY THERMOSTATS TO ELIGIBLE COLLECTION SITES IN ALL U.S. STATES EXCEPT ALASKA AND HAWAII. TRC ALSO CONDUCTS AN EDUCATIONAL CAMPAIGN PROMOTING THE PROPER MANAGEMENT OF WASTE MERCURY THERMOSTATS. SINCE TRC'S FOUNDING, TRC HAS COLLECTED OVER 2,500,000 MERCURY-CONTAINING THERMOSTATS WHICH HAS KEPT 12 TONS OF MERCURY OUT OF THE WASTE SYSTEM.

4b (Code:) (Expenses \$ including grants of \$) (Revenue \$)**4c** (Code:) (Expenses \$ including grants of \$) (Revenue \$)**4d** Other program services (Describe on Schedule O.)

(Expenses \$ including grants of \$) (Revenue \$)

4e Total program service expenses **2,429,420.**

Part IV Checklist of Required Schedules

	Yes	No
1 Is the organization described in section 501(c)(3) or 4947(a)(1) (other than a private foundation)? <i>If "Yes," complete Schedule A</i>		X
2 Is the organization required to complete <i>Schedule B, Schedule of Contributors</i> ? See instructions		X
3 Did the organization engage in direct or indirect political campaign activities on behalf of or in opposition to candidates for public office? <i>If "Yes," complete Schedule C, Part I</i>		X
4 Section 501(c)(3) organizations. Did the organization engage in lobbying activities, or have a section 501(h) election in effect during the tax year? <i>If "Yes," complete Schedule C, Part II</i>		
5 Is the organization a section 501(c)(4), 501(c)(5), or 501(c)(6) organization that receives membership dues, assessments, or similar amounts as defined in Rev. Proc. 98-19? <i>If "Yes," complete Schedule C, Part III</i>	X	
6 Did the organization maintain any donor advised funds or any similar funds or accounts for which donors have the right to provide advice on the distribution or investment of amounts in such funds or accounts? <i>If "Yes," complete Schedule D, Part I</i>		X
7 Did the organization receive or hold a conservation easement, including easements to preserve open space, the environment, historic land areas, or historic structures? <i>If "Yes," complete Schedule D, Part II</i>		X
8 Did the organization maintain collections of works of art, historical treasures, or other similar assets? <i>If "Yes," complete Schedule D, Part III</i>		X
9 Did the organization report an amount in Part X, line 21, for escrow or custodial account liability, serve as a custodian for amounts not listed in Part X; or provide credit counseling, debt management, credit repair, or debt negotiation services? <i>If "Yes," complete Schedule D, Part IV</i>		X
10 Did the organization, directly or through a related organization, hold assets in donor-restricted endowments or in quasi endowments? <i>If "Yes," complete Schedule D, Part V</i>		X
11 If the organization's answer to any of the following questions is "Yes," then complete Schedule D, Parts VI, VII, VIII, IX, or X, as applicable.		
a Did the organization report an amount for land, buildings, and equipment in Part X, line 10? <i>If "Yes," complete Schedule D, Part VI</i>	X	
b Did the organization report an amount for investments - other securities in Part X, line 12, that is 5% or more of its total assets reported in Part X, line 16? <i>If "Yes," complete Schedule D, Part VII</i>		X
c Did the organization report an amount for investments - program related in Part X, line 13, that is 5% or more of its total assets reported in Part X, line 16? <i>If "Yes," complete Schedule D, Part VIII</i>		X
d Did the organization report an amount for other assets in Part X, line 15, that is 5% or more of its total assets reported in Part X, line 16? <i>If "Yes," complete Schedule D, Part IX</i>		X
e Did the organization report an amount for other liabilities in Part X, line 25? <i>If "Yes," complete Schedule D, Part X</i>		X
f Did the organization's separate or consolidated financial statements for the tax year include a footnote that addresses the organization's liability for uncertain tax positions under FIN 48 (ASC 740)? <i>If "Yes," complete Schedule D, Part X</i>	X	
12a Did the organization obtain separate, independent audited financial statements for the tax year? <i>If "Yes," complete Schedule D, Parts XI and XII</i>	X	
b Was the organization included in consolidated, independent audited financial statements for the tax year? <i>If "Yes," and if the organization answered "No" to line 12a, then completing Schedule D, Parts XI and XII is optional</i>		X
13 Is the organization a school described in section 170(b)(1)(A)(ii)? <i>If "Yes," complete Schedule E</i>		X
14a Did the organization maintain an office, employees, or agents outside of the United States?		X
b Did the organization have aggregate revenues or expenses of more than \$10,000 from grantmaking, fundraising, business, investment, and program service activities outside the United States, or aggregate foreign investments valued at \$100,000 or more? <i>If "Yes," complete Schedule F, Parts I and IV</i>		X
15 Did the organization report on Part IX, column (A), line 3, more than \$5,000 of grants or other assistance to or for any foreign organization? <i>If "Yes," complete Schedule F, Parts II and IV</i>		X
16 Did the organization report on Part IX, column (A), line 3, more than \$5,000 of aggregate grants or other assistance to or for foreign individuals? <i>If "Yes," complete Schedule F, Parts III and IV</i>		X
17 Did the organization report a total of more than \$15,000 of expenses for professional fundraising services on Part IX, column (A), lines 6 and 11e? <i>If "Yes," complete Schedule G, Part I. See instructions</i>		X
18 Did the organization report more than \$15,000 total of fundraising event gross income and contributions on Part VIII, lines 1c and 8a? <i>If "Yes," complete Schedule G, Part II</i>		X
19 Did the organization report more than \$15,000 of gross income from gaming activities on Part VIII, line 9a? <i>If "Yes," complete Schedule G, Part III</i>		X
20a Did the organization operate one or more hospital facilities? <i>If "Yes," complete Schedule H</i>		X
b If "Yes" to line 20a, did the organization attach a copy of its audited financial statements to this return?		
21 Did the organization report more than \$5,000 of grants or other assistance to any domestic organization or domestic government on Part IX, column (A), line 1? <i>If "Yes," complete Schedule I, Parts I and II</i>		X

Part IV Checklist of Required Schedules (continued)

	Yes	No
22 Did the organization report more than \$5,000 of grants or other assistance to or for domestic individuals on Part IX, column (A), line 2? <i>If "Yes," complete Schedule I, Parts I and III</i>	22	X
23 Did the organization answer "Yes" to Part VII, Section A, line 3, 4, or 5, about compensation of the organization's current and former officers, directors, trustees, key employees, and highest compensated employees? <i>If "Yes," complete Schedule J</i>	23	X
24a Did the organization have a tax-exempt bond issue with an outstanding principal amount of more than \$100,000 as of the last day of the year, that was issued after December 31, 2002? <i>If "Yes," answer lines 24b through 24d and complete Schedule K. If "No," go to line 25a</i>	24a	X
b Did the organization invest any proceeds of tax-exempt bonds beyond a temporary period exception?	24b	
c Did the organization maintain an escrow account other than a refunding escrow at any time during the year to defease any tax-exempt bonds?	24c	
d Did the organization act as an "on behalf of" issuer for bonds outstanding at any time during the year?	24d	
25a Section 501(c)(3), 501(c)(4), and 501(c)(29) organizations. Did the organization engage in an excess benefit transaction with a disqualified person during the year? <i>If "Yes," complete Schedule L, Part I</i>	25a	
b Is the organization aware that it engaged in an excess benefit transaction with a disqualified person in a prior year, and that the transaction has not been reported on any of the organization's prior Forms 990 or 990-EZ? <i>If "Yes," complete Schedule L, Part I</i>	25b	
26 Did the organization report any amount on Part X, line 5 or 22, for receivables from or payables to any current or former officer, director, trustee, key employee, creator or founder, substantial contributor, or 35% controlled entity or family member of any of these persons? <i>If "Yes," complete Schedule L, Part II</i>	26	X
27 Did the organization provide a grant or other assistance to any current or former officer, director, trustee, key employee, creator or founder, substantial contributor or employee thereof, a grant selection committee member, or to a 35% controlled entity (including an employee thereof) or family member of any of these persons? <i>If "Yes," complete Schedule L, Part III</i>	27	X
28 Was the organization a party to a business transaction with one of the following parties (see the Schedule L, Part IV, instructions for applicable filing thresholds, conditions, and exceptions):		
a A current or former officer, director, trustee, key employee, creator or founder, or substantial contributor? <i>If "Yes," complete Schedule L, Part IV</i>	28a	X
b A family member of any individual described in line 28a? <i>If "Yes," complete Schedule L, Part IV</i>	28b	X
c A 35% controlled entity of one or more individuals and/or organizations described in line 28a or 28b? <i>If "Yes," complete Schedule L, Part IV</i>	28c	X
29 Did the organization receive more than \$25,000 in non-cash contributions? <i>If "Yes," complete Schedule M</i>	29	X
30 Did the organization receive contributions of art, historical treasures, or other similar assets, or qualified conservation contributions? <i>If "Yes," complete Schedule M</i>	30	X
31 Did the organization liquidate, terminate, or dissolve and cease operations? <i>If "Yes," complete Schedule N, Part I</i>	31	X
32 Did the organization sell, exchange, dispose of, or transfer more than 25% of its net assets? <i>If "Yes," complete Schedule N, Part II</i>	32	X
33 Did the organization own 100% of an entity disregarded as separate from the organization under Regulations sections 301.7701-2 and 301.7701-3? <i>If "Yes," complete Schedule R, Part I</i>	33	X
34 Was the organization related to any tax-exempt or taxable entity? <i>If "Yes," complete Schedule R, Part II, III, or IV, and Part V, line 1</i>	34	X
35a Did the organization have a controlled entity within the meaning of section 512(b)(13)?	35a	X
b If "Yes" to line 35a, did the organization receive any payment from or engage in any transaction with a controlled entity within the meaning of section 512(b)(13)? <i>If "Yes," complete Schedule R, Part V, line 2</i>	35b	
36 Section 501(c)(3) organizations. Did the organization make any transfers to an exempt non-charitable related organization? <i>If "Yes," complete Schedule R, Part V, line 2</i>	36	
37 Did the organization conduct more than 5% of its activities through an entity that is not a related organization and that is treated as a partnership for federal income tax purposes? <i>If "Yes," complete Schedule R, Part VI</i>	37	X
38 Did the organization complete Schedule O and provide explanations on Schedule O for Part VI, lines 11b and 19?	38	X

Note: All Form 990 filers are required to complete Schedule O

Part V Statements Regarding Other IRS Filings and Tax ComplianceCheck if Schedule O contains a response or note to any line in this Part V ☐

	Yes	No
1a Enter the number reported in box 3 of Form 1096. Enter -0- if not applicable	1a	0
b Enter the number of Forms W-2G included on line 1a. Enter -0- if not applicable	1b	0
c Did the organization comply with backup withholding rules for reportable payments to vendors and reportable gaming (gambling) winnings to prize winners?	1c	X

Part V Statements Regarding Other IRS Filings and Tax Compliance (continued)

	Yes	No
2a Enter the number of employees reported on Form W-3, Transmittal of Wage and Tax Statements, filed for the calendar year ending with or within the year covered by this return	2a	0
b If at least one is reported on line 2a, did the organization file all required federal employment tax returns?	2b	
Note: If the sum of lines 1a and 2a is greater than 250, you may be required to e-file. See instructions.		
3a Did the organization have unrelated business gross income of \$1,000 or more during the year?	3a	X
b If "Yes," has it filed a Form 990-T for this year? If "No" to line 3b, provide an explanation on Schedule O	3b	
4a At any time during the calendar year, did the organization have an interest in, or a signature or other authority over, a financial account in a foreign country (such as a bank account, securities account, or other financial account)?	4a	X
b If "Yes," enter the name of the foreign country		
See instructions for filing requirements for FinCEN Form 114, Report of Foreign Bank and Financial Accounts (FBAR).		
5a Was the organization a party to a prohibited tax shelter transaction at any time during the tax year?	5a	X
b Did any taxable party notify the organization that it was or is a party to a prohibited tax shelter transaction?	5b	X
c If "Yes" to line 5a or 5b, did the organization file Form 8886-T?	5c	
6a Does the organization have annual gross receipts that are normally greater than \$100,000, and did the organization solicit any contributions that were not tax deductible as charitable contributions?	6a	X
b If "Yes," did the organization include with every solicitation an express statement that such contributions or gifts were not tax deductible?	6b	
7 Organizations that may receive deductible contributions under section 170(c).		
a Did the organization receive a payment in excess of \$75 made partly as a contribution and partly for goods and services provided to the payor?	7a	
b If "Yes," did the organization notify the donor of the value of the goods or services provided?	7b	
c Did the organization sell, exchange, or otherwise dispose of tangible personal property for which it was required to file Form 8282?	7c	
d If "Yes," indicate the number of Forms 8282 filed during the year	7d	
e Did the organization receive any funds, directly or indirectly, to pay premiums on a personal benefit contract?	7e	
f Did the organization, during the year, pay premiums, directly or indirectly, on a personal benefit contract?	7f	
g If the organization received a contribution of qualified intellectual property, did the organization file Form 8899 as required?	7g	
h If the organization received a contribution of cars, boats, airplanes, or other vehicles, did the organization file a Form 1098-C?	7h	
8 Sponsoring organizations maintaining donor advised funds. Did a donor advised fund maintained by the sponsoring organization have excess business holdings at any time during the year?	8	
9 Sponsoring organizations maintaining donor advised funds.		
a Did the sponsoring organization make any taxable distributions under section 4966?	9a	
b Did the sponsoring organization make a distribution to a donor, donor advisor, or related person?	9b	
10 Section 501(c)(7) organizations. Enter:		
a Initiation fees and capital contributions included on Part VIII, line 12	10a	
b Gross receipts, included on Form 990, Part VIII, line 12, for public use of club facilities	10b	
11 Section 501(c)(12) organizations. Enter:		
a Gross income from members or shareholders	11a	
b Gross income from other sources. (Do not net amounts due or paid to other sources against amounts due or received from them.)	11b	
12a Section 4947(a)(1) non-exempt charitable trusts. Is the organization filing Form 990 in lieu of Form 1041?	12a	
b If "Yes," enter the amount of tax-exempt interest received or accrued during the year	12b	
13 Section 501(c)(29) qualified nonprofit health insurance issuers.		
a Is the organization licensed to issue qualified health plans in more than one state?	13a	
Note: See the instructions for additional information the organization must report on Schedule O.		
b Enter the amount of reserves the organization is required to maintain by the states in which the organization is licensed to issue qualified health plans	13b	
c Enter the amount of reserves on hand	13c	
14a Did the organization receive any payments for indoor tanning services during the tax year?	14a	X
b If "Yes," has it filed a Form 720 to report these payments? If "No," provide an explanation on Schedule O	14b	
15 Is the organization subject to the section 4960 tax on payment(s) of more than \$1,000,000 in remuneration or excess parachute payment(s) during the year?	15	X
If "Yes," see the instructions and file Form 4720, Schedule N.		
16 Is the organization an educational institution subject to the section 4968 excise tax on net investment income?	16	X
If "Yes," complete Form 4720, Schedule O.		
17 Section 501(c)(21) organizations. Did the trust, any disqualified person, or mine operator engage in any activities that would result in the imposition of an excise tax under section 4951, 4952 or 4953?	17	
If "Yes," complete Form 6069.		

Part VI Governance, Management, and Disclosure. For each "Yes" response to lines 2 through 7b below, and for a "No" response to line 8a, 8b, or 10b below, describe the circumstances, processes, or changes on Schedule O. See instructions.

Check if Schedule O contains a response or note to any line in this Part VI ☒ **X**

Section A. Governing Body and Management

	1a	1b	2	3	4	5	6	7a	7b	8a	8b	9
1a Enter the number of voting members of the governing body at the end of the tax year	4											
If there are material differences in voting rights among members of the governing body, or if the governing body delegated broad authority to an executive committee or similar committee, explain on Schedule O.												
b Enter the number of voting members included on line 1a, above, who are independent		4										
2 Did any officer, director, trustee, or key employee have a family relationship or a business relationship with any other officer, director, trustee, or key employee?			2									
3 Did the organization delegate control over management duties customarily performed by or under the direct supervision of officers, directors, trustees, or key employees to a management company or other person?				3								
4 Did the organization make any significant changes to its governing documents since the prior Form 990 was filed?					4							
5 Did the organization become aware during the year of a significant diversion of the organization's assets?						5						
6 Did the organization have members or stockholders?							6					
7a Did the organization have members, stockholders, or other persons who had the power to elect or appoint one or more members of the governing body?								7a				
b Are any governance decisions of the organization reserved to (or subject to approval by) members, stockholders, or persons other than the governing body?									7b			
8 Did the organization contemporaneously document the meetings held or written actions undertaken during the year by the following:												
a The governing body?										8a		
b Each committee with authority to act on behalf of the governing body?											8b	
9 Is there any officer, director, trustee, or key employee listed in Part VII, Section A, who cannot be reached at the organization's mailing address? If "Yes," provide the names and addresses on Schedule O												9

Section B. Policies (This Section B requests information about policies not required by the Internal Revenue Code.)

	10a	10b	11a	11b	12a	12b	12c	13	14	15a	15b	16a	16b
10a Did the organization have local chapters, branches, or affiliates?													
b If "Yes," did the organization have written policies and procedures governing the activities of such chapters, affiliates, and branches to ensure their operations are consistent with the organization's exempt purposes?													
11a Has the organization provided a complete copy of this Form 990 to all members of its governing body before filing the form?			11a										
b Describe on Schedule O the process, if any, used by the organization to review this Form 990.													
12a Did the organization have a written conflict of interest policy? If "No," go to line 13					12a								
b Were officers, directors, or trustees, and key employees required to disclose annually interests that could give rise to conflicts?						12b							
c Did the organization regularly and consistently monitor and enforce compliance with the policy? If "Yes," describe on Schedule O how this was done							12c						
13 Did the organization have a written whistleblower policy?								13					
14 Did the organization have a written document retention and destruction policy?									14				
15 Did the process for determining compensation of the following persons include a review and approval by independent persons, comparability data, and contemporaneous substantiation of the deliberation and decision?													
a The organization's CEO, Executive Director, or top management official										15a			
b Other officers or key employees of the organization											15b		
If "Yes" to line 15a or 15b, describe the process on Schedule O. See instructions.													
16a Did the organization invest in, contribute assets to, or participate in a joint venture or similar arrangement with a taxable entity during the year?												16a	
b If "Yes," did the organization follow a written policy or procedure requiring the organization to evaluate its participation in joint venture arrangements under applicable federal tax law, and take steps to safeguard the organization's exempt status with respect to such arrangements?													16b

Section C. Disclosure

17 List the states with which a copy of this Form 990 is required to be filed **CA, MT, IL**

18 Section 6104 requires an organization to make its Forms 1023 (1024 or 1024-A, if applicable), 990, and 990-T (section 501(c)(3)s only) available for public inspection. Indicate how you made these available. Check all that apply.
☐ Own website ☐ Another's website ☒ Upon request ☐ Other (explain on Schedule O)

19 Describe on Schedule O whether (and if so, how) the organization made its governing documents, conflict of interest policy, and financial statements available to the public during the tax year.

20 State the name, address, and telephone number of the person who possesses the organization's books and records **DANIELLE MYERS - 267-513-1726**
500 OFFICE CENTER DRIVE, STE 400, FORT WASHINGTON, PA 19034

Part VII Section A. Officers, Directors, Trustees, Key Employees, and Highest Compensated Employees (continued)

(A) Name and title	(B) Average hours per week (list any hours for related organizations below line)	(C) Position (do not check more than one box, unless person is both an officer and a director/trustee)						(D) Reportable compensation from the organization (W-2/1099-MISC/1099-NEC)	(E) Reportable compensation from related organizations (W-2/1099-MISC/1099-NEC)	(F) Estimated amount of other compensation from the organization and related organizations
		Individual trustee or director	Institutional trustee	Officer	Key employee	Highest compensated employee	Former			
1b Subtotal								0.	0.	0.
c Total from continuation sheets to Part VII, Section A								0.	0.	0.
d Total (add lines 1b and 1c)								0.	0.	0.

2 Total number of individuals (including but not limited to those listed above) who received more than \$100,000 of reportable compensation from the organization **0**

	Yes	No
3 Did the organization list any former officer, director, trustee, key employee, or highest compensated employee on line 1a? <i>If "Yes," complete Schedule J for such individual</i>		X
4 For any individual listed on line 1a, is the sum of reportable compensation and other compensation from the organization and related organizations greater than \$150,000? <i>If "Yes," complete Schedule J for such individual</i>		X
5 Did any person listed on line 1a receive or accrue compensation from any unrelated organization or individual for services rendered to the organization? <i>If "Yes," complete Schedule J for such person</i>		X

Section B. Independent Contractors

1 Complete this table for your five highest compensated independent contractors that received more than \$100,000 of compensation from the organization. Report compensation for the calendar year ending with or within the organization's tax year.

(A) Name and business address	(B) Description of services	(C) Compensation
NONE		

2 Total number of independent contractors (including but not limited to those listed above) who received more than \$100,000 of compensation from the organization **0**

Part VIII Statement of RevenueCheck if Schedule O contains a response or note to any line in this Part VIII ☐

				(A)	(B)	(C)	(D)
				Total revenue	Related or exempt function revenue	Unrelated business revenue	Revenue excluded from tax under sections 512 - 514
Contributions, Gifts, Grants and Other Similar Amounts	1 a	Federated campaigns	1a				
	b	Membership dues	1b				
	c	Fundraising events	1c				
	d	Related organizations	1d				
	e	Government grants (contributions)	1e				
	f	All other contributions, gifts, grants, and similar amounts not included above ...	1f				
	g	Noncash contributions included in lines 1a-1f	1g	\$			
	h	Total. Add lines 1a-1f					
Program Service Revenue	2 a	MEMBERSHIP DUES	Business Code	900099	2,625,343.	2,625,343.	
	b	GOVERNMENT AFFAIRS	900099	262,000.	262,000.		
	c	MISCELLANEOUS INCOME	900099	2,347.	2,347.		
	d						
	e						
	f	All other program service revenue					
	g	Total. Add lines 2a-2f		2,889,690.			
	Other Revenue	3	Investment income (including dividends, interest, and other similar amounts)		50.		
4		Income from investment of tax-exempt bond proceeds					
5		Royalties					
6 a		Gross rents	(i) Real	(ii) Personal			
b		Less: rental expenses ...					
c		Rental income or (loss)					
d		Net rental income or (loss)					
7 a		Gross amount from sales of assets other than inventory	(i) Securities	(ii) Other			
b		Less: cost or other basis and sales expenses					
c		Gain or (loss)					
d		Net gain or (loss)					
8 a		Gross income from fundraising events (not including \$ _____ of contributions reported on line 1c). See Part IV, line 18					
b		Less: direct expenses					
c		Net income or (loss) from fundraising events					
9 a		Gross income from gaming activities. See Part IV, line 19					
b	Less: direct expenses						
c	Net income or (loss) from gaming activities						
10 a	Gross sales of inventory, less returns and allowances						
b	Less: cost of goods sold						
c	Net income or (loss) from sales of inventory						
Miscellaneous Revenue	11 a		Business Code				
	b						
	c						
	d	All other revenue					
	e	Total. Add lines 11a-11d					
	12	Total revenue. See instructions		2,889,740.	2,889,690.	0.	50.

Part IX Statement of Functional Expenses

Section 501(c)(3) and 501(c)(4) organizations must complete all columns. All other organizations must complete column (A).

Check if Schedule O contains a response or note to any line in this Part IX

☒ X

Do not include amounts reported on lines 6b, 7b, 8b, 9b, and 10b of Part VIII.	(A) Total expenses	(B) Program service expenses	(C) Management and general expenses	(D) Fundraising expenses
1 Grants and other assistance to domestic organizations and domestic governments. See Part IV, line 21 ...				
2 Grants and other assistance to domestic individuals. See Part IV, line 22				
3 Grants and other assistance to foreign organizations, foreign governments, and foreign individuals. See Part IV, lines 15 and 16				
4 Benefits paid to or for members				
5 Compensation of current officers, directors, trustees, and key employees				
6 Compensation not included above to disqualified persons (as defined under section 4958(f)(1)) and persons described in section 4958(c)(3)(B)				
7 Other salaries and wages				
8 Pension plan accruals and contributions (include section 401(k) and 403(b) employer contributions)				
9 Other employee benefits				
10 Payroll taxes				
11 Fees for services (nonemployees):				
a Management	358,000.			
b Legal	129,962.			
c Accounting	15,595.			
d Lobbying				
e Professional fundraising services. See Part IV, line 17				
f Investment management fees				
g Other. (If line 11g amount exceeds 10% of line 25, column (A), amount, list line 11g expenses on Sch O.)	514,999.			
12 Advertising and promotion	831,825.			
13 Office expenses	18,586.			
14 Information technology	31,080.			
15 Royalties				
16 Occupancy	4,235.			
17 Travel	5,249.			
18 Payments of travel or entertainment expenses for any federal, state, or local public officials ...				
19 Conferences, conventions, and meetings				
20 Interest				
21 Payments to affiliates				
22 Depreciation, depletion, and amortization	55,080.			
23 Insurance	31,471.			
24 Other expenses. Itemize expenses not covered above. (List miscellaneous expenses on line 24e. If line 24e amount exceeds 10% of line 25, column (A), amount, list line 24e expenses on Schedule O.)				
a RECYCLING SERVICES	508,291.			
b RECYCLING BINS	24,654.			
c SPONSORSHIPS AND MEMBER	24,078.			
d COMMUNICATIONS	13,637.			
e All other expenses	16,491.			
25 Total functional expenses. Add lines 1 through 24e	2,583,233.			
26 Joint costs. Complete this line only if the organization reported in column (B) joint costs from a combined educational campaign and fundraising solicitation.				

Check here ☐ if following SOP 98-2 (ASC 958-720)

Part X Balance SheetCheck if Schedule O contains a response or note to any line in this Part X ☐

		(A) Beginning of year		(B) End of year
Assets	1 Cash - non-interest-bearing	1,311,316.	1	1,290,689.
	2 Savings and temporary cash investments	250,671.	2	250,696.
	3 Pledges and grants receivable, net		3	
	4 Accounts receivable, net	118,313.	4	609,477.
	5 Loans and other receivables from any current or former officer, director, trustee, key employee, creator or founder, substantial contributor, or 35% controlled entity or family member of any of these persons		5	
	6 Loans and other receivables from other disqualified persons (as defined under section 4958(f)(1)), and persons described in section 4958(c)(3)(B)		6	
	7 Notes and loans receivable, net		7	
	8 Inventories for sale or use		8	
	9 Prepaid expenses and deferred charges	32,076.	9	30,298.
	10a Land, buildings, and equipment: cost or other basis. Complete Part VI of Schedule D	10a 10,068.		
	b Less: accumulated depreciation	10b 10,068.	10c 0.	0.
	11 Investments - publicly traded securities		11	
	12 Investments - other securities. See Part IV, line 11		12	
	13 Investments - program-related. See Part IV, line 11		13	
	14 Intangible assets	137,814.	14	82,735.
	15 Other assets. See Part IV, line 11	9,368.	15	2,000.
16 Total assets. Add lines 1 through 15 (must equal line 33)	1,859,558.	16	2,265,895.	
Liabilities	17 Accounts payable and accrued expenses	177,437.	17	334,229.
	18 Grants payable		18	
	19 Deferred revenue	56,962.	19	0.
	20 Tax-exempt bond liabilities		20	
	21 Escrow or custodial account liability. Complete Part IV of Schedule D		21	
	22 Loans and other payables to any current or former officer, director, trustee, key employee, creator or founder, substantial contributor, or 35% controlled entity or family member of any of these persons		22	
	23 Secured mortgages and notes payable to unrelated third parties		23	
	24 Unsecured notes and loans payable to unrelated third parties		24	
	25 Other liabilities (including federal income tax, payables to related third parties, and other liabilities not included on lines 17-24). Complete Part X of Schedule D		25	
	26 Total liabilities. Add lines 17 through 25	234,399.	26	334,229.
Net Assets or Fund Balances	Organizations that follow FASB ASC 958, check here <input checked="" type="checkbox"/> and complete lines 27, 28, 32, and 33.			
	27 Net assets without donor restrictions	1,505,159.	27	1,811,666.
	28 Net assets with donor restrictions	120,000.	28	120,000.
	Organizations that do not follow FASB ASC 958, check here <input type="checkbox"/> and complete lines 29 through 33.			
	29 Capital stock or trust principal, or current funds		29	
	30 Paid-in or capital surplus, or land, building, or equipment fund		30	
	31 Retained earnings, endowment, accumulated income, or other funds		31	
	32 Total net assets or fund balances	1,625,159.	32	1,931,666.
	33 Total liabilities and net assets/fund balances	1,859,558.	33	2,265,895.

Form 990 (2021)

Part XI Reconciliation of Net AssetsCheck if Schedule O contains a response or note to any line in this Part XI ☐

1	Total revenue (must equal Part VIII, column (A), line 12)	1	2,889,740.
2	Total expenses (must equal Part IX, column (A), line 25)	2	2,583,233.
3	Revenue less expenses. Subtract line 2 from line 1	3	306,507.
4	Net assets or fund balances at beginning of year (must equal Part X, line 32, column (A))	4	1,625,159.
5	Net unrealized gains (losses) on investments	5	
6	Donated services and use of facilities	6	
7	Investment expenses	7	
8	Prior period adjustments	8	
9	Other changes in net assets or fund balances (explain on Schedule O)	9	0.
10	Net assets or fund balances at end of year. Combine lines 3 through 9 (must equal Part X, line 32, column (B))	10	1,931,666.

Part XII Financial Statements and ReportingCheck if Schedule O contains a response or note to any line in this Part XII ☒

	Yes	No
1 Accounting method used to prepare the Form 990: <input type="checkbox"/> Cash <input checked="" type="checkbox"/> Accrual <input type="checkbox"/> Other _____ If the organization changed its method of accounting from a prior year or checked "Other," explain on Schedule O.		
2a Were the organization's financial statements compiled or reviewed by an independent accountant? _____ If "Yes," check a box below to indicate whether the financial statements for the year were compiled or reviewed on a separate basis, consolidated basis, or both: <input type="checkbox"/> Separate basis <input type="checkbox"/> Consolidated basis <input type="checkbox"/> Both consolidated and separate basis		X
b Were the organization's financial statements audited by an independent accountant? _____ If "Yes," check a box below to indicate whether the financial statements for the year were audited on a separate basis, consolidated basis, or both: <input checked="" type="checkbox"/> Separate basis <input type="checkbox"/> Consolidated basis <input type="checkbox"/> Both consolidated and separate basis	X	
c If "Yes" to line 2a or 2b, does the organization have a committee that assumes responsibility for oversight of the audit, review, or compilation of its financial statements and selection of an independent accountant? _____ If the organization changed either its oversight process or selection process during the tax year, explain on Schedule O.	X	
3a As a result of a federal award, was the organization required to undergo an audit or audits as set forth in the Single Audit Act and OMB Circular A-133? _____		X
b If "Yes," did the organization undergo the required audit or audits? If the organization did not undergo the required audit or audits, explain why on Schedule O and describe any steps taken to undergo such audits _____		

Form 990 (2021)

SCHEDULE C
(Form 990)

Department of the Treasury
Internal Revenue Service

Political Campaign and Lobbying Activities

For Organizations Exempt From Income Tax Under section 501(c) and section 527
▶ **Complete if the organization is described below.** ▶ **Attach to Form 990 or Form 990-EZ.**
▶ **Go to www.irs.gov/Form990 for instructions and the latest information.**

OMB No. 1545-0047

2021

**Open to Public
Inspection**

If the organization answered "Yes," on Form 990, Part IV, line 3, or Form 990-EZ, Part V, line 46 (Political Campaign Activities), then

- Section 501(c)(3) organizations: Complete Parts I-A and B. Do not complete Part I-C.
- Section 501(c) (other than section 501(c)(3)) organizations: Complete Parts I-A and C below. Do not complete Part I-B.
- Section 527 organizations: Complete Part I-A only.

If the organization answered "Yes," on Form 990, Part IV, line 4, or Form 990-EZ, Part VI, line 47 (Lobbying Activities), then

- Section 501(c)(3) organizations that have filed Form 5768 (election under section 501(h)): Complete Part II-A. Do not complete Part II-B.
- Section 501(c)(3) organizations that have NOT filed Form 5768 (election under section 501(h)): Complete Part II-B. Do not complete Part II-A.

If the organization answered "Yes," on Form 990, Part IV, line 5 (Proxy Tax) (See separate instructions) or Form 990-EZ, Part V, line 35c (Proxy Tax) (See separate instructions), then

- Section 501(c)(4), (5), or (6) organizations: Complete Part III.

Name of organization

THERMOSTAT RECYCLING CORPORATION

Employer identification number

54-1830284

Part I-A Complete if the organization is exempt under section 501(c) or is a section 527 organization.

1 Provide a description of the organization's direct and indirect political campaign activities in Part IV.

2 Political campaign activity expenditures ▶ \$

3 Volunteer hours for political campaign activities

Part I-B Complete if the organization is exempt under section 501(c)(3).

1 Enter the amount of any excise tax incurred by the organization under section 4955 ▶ \$

2 Enter the amount of any excise tax incurred by organization managers under section 4955 ▶ \$

3 If the organization incurred a section 4955 tax, did it file Form 4720 for this year? ☐ Yes ☐ No

4a Was a correction made? ☐ Yes ☐ No

b If "Yes," describe in Part IV.

Part I-C Complete if the organization is exempt under section 501(c), except section 501(c)(3).

1 Enter the amount directly expended by the filing organization for section 527 exempt function activities ▶ \$

2 Enter the amount of the filing organization's funds contributed to other organizations for section 527
exempt function activities ▶ \$

3 Total exempt function expenditures. Add lines 1 and 2. Enter here and on Form 1120-POL,
line 17b ▶ \$

4 Did the filing organization file **Form 1120-POL** for this year? ☐ Yes ☐ No

5 Enter the names, addresses and employer identification number (EIN) of all section 527 political organizations to which the filing organization made payments. For each organization listed, enter the amount paid from the filing organization's funds. Also enter the amount of political contributions received that were promptly and directly delivered to a separate political organization, such as a separate segregated fund or a political action committee (PAC). If additional space is needed, provide information in Part IV.

(a) Name	(b) Address	(c) EIN	(d) Amount paid from filing organization's funds. If none, enter -0-.	(e) Amount of political contributions received and promptly and directly delivered to a separate political organization. If none, enter -0-.

For Paperwork Reduction Act Notice, see the Instructions for Form 990 or 990-EZ.

Schedule C (Form 990) 2021

LHA

132041 11-03-21

Part II-A Complete if the organization is exempt under section 501(c)(3) and filed Form 5768 (election under section 501(h)).

A Check ☐ if the filing organization belongs to an affiliated group (and list in Part IV each affiliated group member's name, address, EIN, expenses, and share of excess lobbying expenditures).

B Check ☐ if the filing organization checked box A and "limited control" provisions apply.

Limits on Lobbying Expenditures (The term "expenditures" means amounts paid or incurred.)		(a) Filing organization's totals	(b) Affiliated group totals												
1a Total lobbying expenditures to influence public opinion (grassroots lobbying)															
b Total lobbying expenditures to influence a legislative body (direct lobbying)															
c Total lobbying expenditures (add lines 1a and 1b)															
d Other exempt purpose expenditures															
e Total exempt purpose expenditures (add lines 1c and 1d)															
f Lobbying nontaxable amount. Enter the amount from the following table in both columns.															
<table border="1"> <thead> <tr> <th>If the amount on line 1e, column (a) or (b) is:</th> <th>The lobbying nontaxable amount is:</th> </tr> </thead> <tbody> <tr> <td>Not over \$500,000</td> <td>20% of the amount on line 1e.</td> </tr> <tr> <td>Over \$500,000 but not over \$1,000,000</td> <td>\$100,000 plus 15% of the excess over \$500,000.</td> </tr> <tr> <td>Over \$1,000,000 but not over \$1,500,000</td> <td>\$175,000 plus 10% of the excess over \$1,000,000.</td> </tr> <tr> <td>Over \$1,500,000 but not over \$17,000,000</td> <td>\$225,000 plus 5% of the excess over \$1,500,000.</td> </tr> <tr> <td>Over \$17,000,000</td> <td>\$1,000,000.</td> </tr> </tbody> </table>	If the amount on line 1e, column (a) or (b) is:	The lobbying nontaxable amount is:	Not over \$500,000	20% of the amount on line 1e.	Over \$500,000 but not over \$1,000,000	\$100,000 plus 15% of the excess over \$500,000.	Over \$1,000,000 but not over \$1,500,000	\$175,000 plus 10% of the excess over \$1,000,000.	Over \$1,500,000 but not over \$17,000,000	\$225,000 plus 5% of the excess over \$1,500,000.	Over \$17,000,000	\$1,000,000.			
If the amount on line 1e, column (a) or (b) is:	The lobbying nontaxable amount is:														
Not over \$500,000	20% of the amount on line 1e.														
Over \$500,000 but not over \$1,000,000	\$100,000 plus 15% of the excess over \$500,000.														
Over \$1,000,000 but not over \$1,500,000	\$175,000 plus 10% of the excess over \$1,000,000.														
Over \$1,500,000 but not over \$17,000,000	\$225,000 plus 5% of the excess over \$1,500,000.														
Over \$17,000,000	\$1,000,000.														
g Grassroots nontaxable amount (enter 25% of line 1f)															
h Subtract line 1g from line 1a. If zero or less, enter -0-															
i Subtract line 1f from line 1c. If zero or less, enter -0-															
j If there is an amount other than zero on either line 1h or line 1i, did the organization file Form 4720 reporting section 4911 tax for this year?		<input type="checkbox"/> Yes <input type="checkbox"/> No													

4-Year Averaging Period Under Section 501(h)

(Some organizations that made a section 501(h) election do not have to complete all of the five columns below.

See the separate instructions for lines 2a through 2f.)

Lobbying Expenditures During 4-Year Averaging Period					
Calendar year (or fiscal year beginning in)	(a) 2018	(b) 2019	(c) 2020	(d) 2021	(e) Total
2a Lobbying nontaxable amount					
b Lobbying ceiling amount (150% of line 2a, column(e))					
c Total lobbying expenditures					
d Grassroots nontaxable amount					
e Grassroots ceiling amount (150% of line 2d, column (e))					
f Grassroots lobbying expenditures					

Schedule C (Form 990) 2021

SCHEDULE D
(Form 990)Department of the Treasury
Internal Revenue Service**Supplemental Financial Statements**▶ **Complete if the organization answered "Yes" on Form 990,
Part IV, line 6, 7, 8, 9, 10, 11a, 11b, 11c, 11d, 11e, 11f, 12a, or 12b.**▶ **Attach to Form 990.**▶ **Go to www.irs.gov/Form990 for instructions and the latest information.**

OMB No. 1545-0047

2021**Open to Public
Inspection****Name of the organization****THERMOSTAT RECYCLING CORPORATION****Employer identification number****54-1830284****Part I****Organizations Maintaining Donor Advised Funds or Other Similar Funds or Accounts.** Complete if the organization answered "Yes" on Form 990, Part IV, line 6.

	(a) Donor advised funds	(b) Funds and other accounts
1 Total number at end of year		
2 Aggregate value of contributions to (during year)		
3 Aggregate value of grants from (during year)		
4 Aggregate value at end of year		
5 Did the organization inform all donors and donor advisors in writing that the assets held in donor advised funds are the organization's property, subject to the organization's exclusive legal control?	<input type="checkbox"/> Yes	<input type="checkbox"/> No
6 Did the organization inform all grantees, donors, and donor advisors in writing that grant funds can be used only for charitable purposes and not for the benefit of the donor or donor advisor, or for any other purpose conferring impermissible private benefit?	<input type="checkbox"/> Yes	<input type="checkbox"/> No

Part II**Conservation Easements.** Complete if the organization answered "Yes" on Form 990, Part IV, line 7.

1 Purpose(s) of conservation easements held by the organization (check all that apply).
☐ Preservation of land for public use (for example, recreation or education) ☐ Preservation of a historically important land area
☐ Protection of natural habitat ☐ Preservation of a certified historic structure
☐ Preservation of open space

2 Complete lines 2a through 2d if the organization held a qualified conservation contribution in the form of a conservation easement on the last day of the tax year.

	Held at the End of the Tax Year
a Total number of conservation easements	2a
b Total acreage restricted by conservation easements	2b
c Number of conservation easements on a certified historic structure included in (a)	2c
d Number of conservation easements included in (c) acquired after 7/25/06, and not on a historic structure listed in the National Register	2d

3 Number of conservation easements modified, transferred, released, extinguished, or terminated by the organization during the tax year ▶

4 Number of states where property subject to conservation easement is located ▶

5 Does the organization have a written policy regarding the periodic monitoring, inspection, handling of violations, and enforcement of the conservation easements it holds?

☐ Yes ☐ No

6 Staff and volunteer hours devoted to monitoring, inspecting, handling of violations, and enforcing conservation easements during the year ▶

7 Amount of expenses incurred in monitoring, inspecting, handling of violations, and enforcing conservation easements during the year ▶ \$

8 Does each conservation easement reported on line 2(d) above satisfy the requirements of section 170(h)(4)(B)(i) and section 170(h)(4)(B)(ii)?

☐ Yes ☐ No

9 In Part XIII, describe how the organization reports conservation easements in its revenue and expense statement and balance sheet, and include, if applicable, the text of the footnote to the organization's financial statements that describes the organization's accounting for conservation easements.

Part III**Organizations Maintaining Collections of Art, Historical Treasures, or Other Similar Assets.**

Complete if the organization answered "Yes" on Form 990, Part IV, line 8.

1a If the organization elected, as permitted under FASB ASC 958, not to report in its revenue statement and balance sheet works of art, historical treasures, or other similar assets held for public exhibition, education, or research in furtherance of public service, provide in Part XIII the text of the footnote to its financial statements that describes these items.

b If the organization elected, as permitted under FASB ASC 958, to report in its revenue statement and balance sheet works of art, historical treasures, or other similar assets held for public exhibition, education, or research in furtherance of public service, provide the following amounts relating to these items:

(i) Revenue included on Form 990, Part VIII, line 1

(ii) Assets included in Form 990, Part X

2 If the organization received or held works of art, historical treasures, or other similar assets for financial gain, provide the following amounts required to be reported under FASB ASC 958 relating to these items:

a Revenue included on Form 990, Part VIII, line 1

b Assets included in Form 990, Part X

LHA For Paperwork Reduction Act Notice, see the Instructions for Form 990.

Schedule D (Form 990) 2021

Part III Organizations Maintaining Collections of Art, Historical Treasures, or Other Similar Assets (continued)

3 Using the organization's acquisition, accession, and other records, check any of the following that make significant use of its collection items (check all that apply):

a ☐ Public exhibition

d ☐ Loan or exchange program

b ☐ Scholarly research

e ☐ Other _____

c ☐ Preservation for future generations

4 Provide a description of the organization's collections and explain how they further the organization's exempt purpose in Part XIII.

5 During the year, did the organization solicit or receive donations of art, historical treasures, or other similar assets

to be sold to raise funds rather than to be maintained as part of the organization's collection? ☐ Yes ☐ No

Part IV Escrow and Custodial Arrangements. Complete if the organization answered "Yes" on Form 990, Part IV, line 9, or reported an amount on Form 990, Part X, line 21.

1a Is the organization an agent, trustee, custodian or other intermediary for contributions or other assets not included on Form 990, Part X? ☐ Yes ☐ No

b If "Yes," explain the arrangement in Part XIII and complete the following table:

	Amount
c Beginning balance	1c
d Additions during the year	1d
e Distributions during the year	1e
f Ending balance	1f

2a Did the organization include an amount on Form 990, Part X, line 21, for escrow or custodial account liability? ☐ Yes ☐ No

b If "Yes," explain the arrangement in Part XIII. Check here if the explanation has been provided on Part XIII ☐

Part V Endowment Funds. Complete if the organization answered "Yes" on Form 990, Part IV, line 10.

	(a) Current year	(b) Prior year	(c) Two years back	(d) Three years back	(e) Four years back
1a Beginning of year balance					
b Contributions					
c Net investment earnings, gains, and losses					
d Grants or scholarships					
e Other expenditures for facilities and programs					
f Administrative expenses					
g End of year balance					

2 Provide the estimated percentage of the current year end balance (line 1g, column (a)) held as:

a Board designated or quasi-endowment ☐ %

b Permanent endowment ☐ %

c Term endowment ☐ %

The percentages on lines 2a, 2b, and 2c should equal 100%.

3a Are there endowment funds not in the possession of the organization that are held and administered for the organization by:

(i) Unrelated organizations

(ii) Related organizations

b If "Yes" on line 3a(ii), are the related organizations listed as required on Schedule R? ☐

	Yes	No
3a(i)		
3a(ii)		
3b		

4 Describe in Part XIII the intended uses of the organization's endowment funds.

Part VI Land, Buildings, and Equipment.

Complete if the organization answered "Yes" on Form 990, Part IV, line 11a. See Form 990, Part X, line 10.

Description of property	(a) Cost or other basis (investment)	(b) Cost or other basis (other)	(c) Accumulated depreciation	(d) Book value
1a Land				
b Buildings				0.
c Leasehold improvements				0.
d Equipment		10,068.	10,068.	0.
e Other				0.
Total. Add lines 1a through 1e. (Column (d) must equal Form 990, Part X, column (B), line 10c.)				0.

Schedule D (Form 990) 2021

Part VII Investments - Other Securities.

Complete if the organization answered "Yes" on Form 990, Part IV, line 11b. See Form 990, Part X, line 12.

(a) Description of security or category (including name of security)	(b) Book value	(c) Method of valuation: Cost or end-of-year market value
(1) Financial derivatives		
(2) Closely held equity interests		
(3) Other		
(A)		
(B)		
(C)		
(D)		
(E)		
(F)		
(G)		
(H)		
Total. (Col. (b) must equal Form 990, Part X, col. (B) line 12.) ▶		

Part VIII Investments - Program Related.

Complete if the organization answered "Yes" on Form 990, Part IV, line 11c. See Form 990, Part X, line 13.

(a) Description of investment	(b) Book value	(c) Method of valuation: Cost or end-of-year market value
(1)		
(2)		
(3)		
(4)		
(5)		
(6)		
(7)		
(8)		
(9)		
Total. (Col. (b) must equal Form 990, Part X, col. (B) line 13.) ▶		

Part IX Other Assets.

Complete if the organization answered "Yes" on Form 990, Part IV, line 11d. See Form 990, Part X, line 15.

(a) Description	(b) Book value
(1)	
(2)	
(3)	
(4)	
(5)	
(6)	
(7)	
(8)	
(9)	
Total. (Column (b) must equal Form 990, Part X, col. (B) line 15.) ▶	

Part X Other Liabilities.

Complete if the organization answered "Yes" on Form 990, Part IV, line 11e or 11f. See Form 990, Part X, line 25.

1. (a) Description of liability	(b) Book value
(1) Federal income taxes	
(2)	
(3)	
(4)	
(5)	
(6)	
(7)	
(8)	
(9)	
Total. (Column (b) must equal Form 990, Part X, col. (B) line 25.) ▶	

2. Liability for uncertain tax positions. In Part XIII, provide the text of the footnote to the organization's financial statements that reports the organization's liability for uncertain tax positions under FASB ASC 740. Check here if the text of the footnote has been provided in Part XIII ... ☒

Schedule D (Form 990) 2021

Part XI Reconciliation of Revenue per Audited Financial Statements With Revenue per Return.

Complete if the organization answered "Yes" on Form 990, Part IV, line 12a.

1	Total revenue, gains, and other support per audited financial statements	1	2,889,740.
2	Amounts included on line 1 but not on Form 990, Part VIII, line 12:		
a	Net unrealized gains (losses) on investments	2a	
b	Donated services and use of facilities	2b	
c	Recoveries of prior year grants	2c	
d	Other (Describe in Part XIII.)	2d	
e	Add lines 2a through 2d	2e	0.
3	Subtract line 2e from line 1	3	2,889,740.
4	Amounts included on Form 990, Part VIII, line 12, but not on line 1:		
a	Investment expenses not included on Form 990, Part VIII, line 7b	4a	
b	Other (Describe in Part XIII.)	4b	
c	Add lines 4a and 4b	4c	0.
5	Total revenue. Add lines 3 and 4c . (This must equal Form 990, Part I, line 12.)	5	2,889,740.

Part XII Reconciliation of Expenses per Audited Financial Statements With Expenses per Return.

Complete if the organization answered "Yes" on Form 990, Part IV, line 12a.

1	Total expenses and losses per audited financial statements	1	2,583,233.
2	Amounts included on line 1 but not on Form 990, Part IX, line 25:		
a	Donated services and use of facilities	2a	
b	Prior year adjustments	2b	
c	Other losses	2c	
d	Other (Describe in Part XIII.)	2d	
e	Add lines 2a through 2d	2e	0.
3	Subtract line 2e from line 1	3	2,583,233.
4	Amounts included on Form 990, Part IX, line 25, but not on line 1:		
a	Investment expenses not included on Form 990, Part VIII, line 7b	4a	
b	Other (Describe in Part XIII.)	4b	
c	Add lines 4a and 4b	4c	0.
5	Total expenses. Add lines 3 and 4c . (This must equal Form 990, Part I, line 18.)	5	2,583,233.

Part XIII Supplemental Information.

Provide the descriptions required for Part II, lines 3, 5, and 9; Part III, lines 1a and 4; Part IV, lines 1b and 2b; Part V, line 4; Part X, line 2; Part XI, lines 2d and 4b; and Part XII, lines 2d and 4b. Also complete this part to provide any additional information.

PART X, LINE 2:

TRC IS EXEMPT FROM INCOME TAXES ON ITS EXEMPT ACTIVITIES UNDER SECTION 501

(C) (6) OF THE INTERNAL REVENUE CODE. TRC FOLLOWS ACCOUNTING STANDARDS

FOR DEALING WITH UNCERTAINTY IN ACCOUNTING FOR INCOME TAX PROVISIONS. TRC

HAS DETERMINED THAT IT DOES NOT HAVE ANY MATERIAL UNRECOGNIZED TAX

BENEFITS OR OBLIGATIONS AS OF DECEMBER 31, 2021. YEARS ENDING ON OR AFTER

DECEMBER 31, 2018 REMAIN SUBJECT TO EXAMINATION BY FEDERAL AND STATE TAX

AUTHORITIES.

SCHEDULE O
(Form 990)

Department of the Treasury
Internal Revenue Service

Supplemental Information to Form 990 or 990-EZ

Complete to provide information for responses to specific questions on
Form 990 or 990-EZ or to provide any additional information.

▶ Attach to Form 990 or Form 990-EZ.

▶ Go to www.irs.gov/Form990 for the latest information.

OMB No. 1545-0047

2021

Open to Public
Inspection

Name of the organization

THERMOSTAT RECYCLING CORPORATION

Employer identification number

54-1830284

FORM 990, PART VI, SECTION A, LINE 3:

THE ASSOCIATION APPOINTED KELLEN MANAGEMENT AS ITS AGENT TO CONDUCT THE
MANAGEMENT OF THE ASSOCIATION IN ALL ASPECTS TO INCLUDE GENERAL ACTIVITIES,
BOARD AND COMMITTEE SUPPORT, FINANCIAL MANAGEMENT, TECHNOLOGY AND WEBSITE
MANAGEMENT, MARKETING AND COMMUNICATIONS, PROGRAM MANAGEMENT, AND
REGULATORY COMPLIANCE.

FORM 990, PART VI, SECTION A, LINE 6:

INITIAL MEMBERS OF THIS CORPORATION SHALL BE WHITE-RODGERS CORPORATION AND
HONEYWELL INC. EACH SUCH CORPORATION SHALL BE DEEMED AN ORIGINAL MEMBER OF
THE CORPORATION, AND ALL CORPORATIONS MAY BE REFERRED TO COLLECTIVELY IN
THE BY-LAWS AS THE ORIGINAL MEMBERS.

FROM TIME TO TIME, THE BOARD OF DIRECTORS MAY INVITE OTHER THERMOSTAT
MANUFACTURERS TO PARTICIPATE AS MEMBERS IN THE CORPORATION. SUCH A
CORPORATION SHALL BECOME A MEMBER ONLY UPON PAYMENT OF FEES AS PROVIDED
UNDER ARTICLE VII OF THE BY-LAWS.

FORM 990, PART VI, SECTION A, LINE 7A:

THERE SHALL BE A NOMINATING COMMITTEE OF THE BOARD OF DIRECTORS, WHICH
SHALL CONSIST OF THREE DIRECTORS, ALL OF WHOM ARE EMPLOYED BY ORIGINAL
MEMBERS. ONE MONTH PRIOR TO THE ANNUAL MEETING OF THE CORPORATION, THE
NOMINATING COMMITTEE SHALL APPROVE A SLATE OF NOMINEES MEETING THE
QUALIFICATIONS SET FORTH IN SECTION 2 TO BE SUBMITTED TO THE MEMBERS FOR
ELECTION AT THE ANNUAL MEETING.

Name of the organization

THERMOSTAT RECYCLING CORPORATION

Employer identification number

54-1830284

FORM 990, PART VI, SECTION B, LINE 11B:

A COPY OF FORM 990 IS PROVIDED TO ALL GOVERNING MEMBERS BEFORE IT IS FILED.

A REASONABLE AMOUNT OF TIME IS ALLOWED FOR THE GOVERNING MEMBERS TO REVIEW
THE FORM 990 AND PROVIDE COMMENTS.

FORM 990, PART VI, SECTION C, LINE 19:

TRC MAKES ITS GOVERNING DOCUMENTS, CONFLICT OF INTEREST POLICY, AND
FINANCIAL STATEMENTS AVAILABLE TO THE PUBLIC UPON REQUEST (VIA E-MAIL OR
MAIL).

FORM 990, PART IX, LINE 11G, OTHER FEES:

CONSULTING FEES 251,870.

EVALUATIONS 16,522.

ADVOCACY 246,607.

TOTAL OTHER FEES ON FORM 990, PART IX, LINE 11G, COL A 514,999.

FORM 990, PART XII, LINE 2C

THE PROCESS HAS NOT CHANGED FROM THE PRIOR YEAR. THE BOARD OF
DIRECTORS ASSUME OVERSIGHT RESPONSIBILITY FOR THE AUDIT.

2021 DEPRECIATION AND AMORTIZATION REPORT

FORM 990 PAGE 10

990

Asset No.	Description	Date Acquired	Method	Life	C o n v	Line No.	Unadjusted Cost Or Basis	Bus % Excl	Section 179 Expense	* Reduction In Basis	Basis For Depreciation	Beginning Accumulated Depreciation	Current Sec 179 Expense	Current Year Deduction	Ending Accumulated Depreciation
1	LAPTOP	07/15/12	SL	5.00		16	1,447.				1,447.	1,447.		0.	1,447.
3	2 DELL COMPUTERS	11/21/12	SL	5.00		16	3,007.				3,007.	3,007.		0.	3,007.
4	DELL OPTIPLEX 7010 SFF	01/05/14	SL	5.00		16	1,231.				1,231.	1,231.		0.	1,231.
5	DELL COMPUTER WITH MICROPHONE	01/31/14	SL	5.00		16	1,933.				1,933.	1,933.		0.	1,933.
6	DELL LAPTOP	05/01/14	SL	5.00		16	1,221.				1,221.	1,221.		0.	1,221.
7	DELL OPTIPLEX 7010 W/22" MONITOR	10/01/14	SL	5.00		16	1,228.				1,228.	1,228.		0.	1,228.
8	SALESFORCE SOFTWARE LICENSES	12/16/16		60M		HY43	3,012.				3,012.	2,434.		578.	3,012.
9	NEW DATABASE	01/31/17		60M		HY43	81,300.				81,300.	65,040.		16,260.	81,300.
10	FIRST PIER	01/01/19		60M		HY43	159,960.				159,960.	63,984.		31,992.	95,976.
11	WEBSITE	04/01/21		36M		HY42	25,000.				25,000.			6,250.	6,250.
	* TOTAL 990 PAGE 10 DEPR & AMORT						279,339.				279,339.	141,525.		55,080.	196,605.
	CURRENT YEAR ACTIVITY														
	BEGINNING BALANCE						254,339.			0.	254,339.	141,525.			190,355.
	ACQUISITIONS						25,000.			0.	25,000.	0.			6,250.
	DISPOSITIONS/RETIRED						0.			0.	0.	0.			0.
	ENDING BALANCE						279,339.			0.	279,339.	141,525.			196,605.
	ENDING ACCUM DEPR											196,605.			

128111 04-01-21

(D) - Asset disposed

* ITC, Salvage, Bonus, Commercial Revitalization Deduction, GO Zone

FORM 990 PAGE 10

[illegible]

Form **4562**Department of the Treasury
Internal Revenue Service (99)
Name(s) shown on return**Depreciation and Amortization**
(Including Information on Listed Property)

990

▶ Attach to your tax return.

▶ Go to www.irs.gov/Form4562 for instructions and the latest information.

OMB No. 1545-0172

2021Attachment
Sequence No. **179****THERMOSTAT RECYCLING CORPORATION****FORM 990 PAGE 10****54-1830284****Part I Election To Expense Certain Property Under Section 179** Note: If you have any listed property, complete Part V before you complete Part I.

1	Maximum amount (see instructions)	1	1,050,000.
2	Total cost of section 179 property placed in service (see instructions)	2	
3	Threshold cost of section 179 property before reduction in limitation	3	2,620,000.
4	Reduction in limitation. Subtract line 3 from line 2. If zero or less, enter -0-	4	
5	Dollar limitation for tax year. Subtract line 4 from line 1. If zero or less, enter -0-. If married filing separately, see instructions	5	
6	(a) Description of property	(b) Cost (business use only)	(c) Elected cost
7	Listed property. Enter the amount from line 29	7	
8	Total elected cost of section 179 property. Add amounts in column (c), lines 6 and 7	8	
9	Tentative deduction. Enter the smaller of line 5 or line 8	9	
10	Carryover of disallowed deduction from line 13 of your 2020 Form 4562	10	
11	Business income limitation. Enter the smaller of business income (not less than zero) or line 5	11	
12	Section 179 expense deduction. Add lines 9 and 10, but don't enter more than line 11	12	
13	Carryover of disallowed deduction to 2022. Add lines 9 and 10, less line 12	13	

Note: Don't use Part II or Part III below for listed property. Instead, use Part V.

Part II Special Depreciation Allowance and Other Depreciation (Don't include listed property.)

14	Special depreciation allowance for qualified property (other than listed property) placed in service during the tax year	14	
15	Property subject to section 168(f)(1) election	15	
16	Other depreciation (including ACRS)	16	

Part III MACRS Depreciation (Don't include listed property. See instructions.)**Section A**

17	MACRS deductions for assets placed in service in tax years beginning before 2021	17	
18	If you are electing to group any assets placed in service during the tax year into one or more general asset accounts, check here		

Section B - Assets Placed in Service During 2021 Tax Year Using the General Depreciation System

(a) Classification of property	(b) Month and year placed in service	(c) Basis for depreciation (business/investment use only - see instructions)	(d) Recovery period	(e) Convention	(f) Method	(g) Depreciation deduction
19a 3-year property						
b 5-year property						
c 7-year property						
d 10-year property						
e 15-year property						
f 20-year property						
g 25-year property			25 yrs.		S/L	
h Residential rental property	/		27.5 yrs.	MM	S/L	
i Nonresidential real property	/		39 yrs.	MM	S/L	

Section C - Assets Placed in Service During 2021 Tax Year Using the Alternative Depreciation System

20a Class life					S/L	
b 12-year			12 yrs.		S/L	
c 30-year	/		30 yrs.	MM	S/L	
d 40-year	/		40 yrs.	MM	S/L	

Part IV Summary (See instructions.)

21	Listed property. Enter amount from line 28	21	
22	Total. Add amounts from line 12, lines 14 through 17, lines 19 and 20 in column (g), and line 21. Enter here and on the appropriate lines of your return. Partnerships and S corporations - see instr.	22	0.
23	For assets shown above and placed in service during the current year, enter the portion of the basis attributable to section 263A costs	23	

Part V Listed Property (Include automobiles, certain other vehicles, certain aircraft, and property used for entertainment, recreation, or amusement.)**Note:** For any vehicle for which you are using the standard mileage rate or deducting lease expense, complete only 24a, 24b, columns (a) through (c) of Section A, all of Section B, and Section C if applicable.**Section A - Depreciation and Other Information (Caution: See the instructions for limits for passenger automobiles.)****24a** Do you have evidence to support the business/investment use claimed? ☐ Yes ☐ No **24b** If "Yes," is the evidence written? ☐ Yes ☐ No

(a) Type of property (list vehicles first)	(b) Date placed in service	(c) Business/ investment use percentage	(d) Cost or other basis	(e) Basis for depreciation (business/investment use only)	(f) Recovery period	(g) Method/ Convention	(h) Depreciation deduction	(i) Elected section 179 cost
25 Special depreciation allowance for qualified listed property placed in service during the tax year and used more than 50% in a qualified business use							25	
26 Property used more than 50% in a qualified business use:								
	:	%						
	:	%						
	:	%						
27 Property used 50% or less in a qualified business use:								
	:	%				S/L -		
	:	%				S/L -		
	:	%				S/L -		
28 Add amounts in column (h), lines 25 through 27. Enter here and on line 21, page 1							28	
29 Add amounts in column (i), line 26. Enter here and on line 7, page 1							29	

Section B - Information on Use of Vehicles

Complete this section for vehicles used by a sole proprietor, partner, or other "more than 5% owner," or related person. If you provided vehicles to your employees, first answer the questions in Section C to see if you meet an exception to completing this section for those vehicles.

	(a) Vehicle	(b) Vehicle	(c) Vehicle	(d) Vehicle	(e) Vehicle	(f) Vehicle
30 Total business/investment miles driven during the year (don't include commuting miles)						
31 Total commuting miles driven during the year						
32 Total other personal (noncommuting) miles driven						
33 Total miles driven during the year. Add lines 30 through 32						
34 Was the vehicle available for personal use during off-duty hours?	Yes	No	Yes	No	Yes	No
35 Was the vehicle used primarily by a more than 5% owner or related person?						
36 Is another vehicle available for personal use?						

Section C - Questions for Employers Who Provide Vehicles for Use by Their EmployeesAnswer these questions to determine if you meet an exception to completing Section B for vehicles used by employees who **aren't** more than 5% owners or related persons.

	Yes	No
37 Do you maintain a written policy statement that prohibits all personal use of vehicles, including commuting, by your employees?		
38 Do you maintain a written policy statement that prohibits personal use of vehicles, except commuting, by your employees? See the instructions for vehicles used by corporate officers, directors, or 1% or more owners		
39 Do you treat all use of vehicles by employees as personal use?		
40 Do you provide more than five vehicles to your employees, obtain information from your employees about the use of the vehicles, and retain the information received?		
41 Do you meet the requirements concerning qualified automobile demonstration use?		

Note: If your answer to 37, 38, 39, 40, or 41 is "Yes," don't complete Section B for the covered vehicles.**Part VI Amortization**

(a) Description of costs	(b) Date amortization begins	(c) Amortizable amount	(d) Code section	(e) Amortization period or percentage	(f) Amortization for this year
42 Amortization of costs that begins during your 2021 tax year:					
WEBSITE	040121	25,000.		36M	6,250.
43 Amortization of costs that began before your 2021 tax year					43
44 Total. Add amounts in column (f). See the instructions for where to report					44
					48,830.
					55,080.

Power of Attorney and Declaration of Representative

OMB No. 1545-0150

For IRS Use Only

Received by:

Name _____

Telephone _____

Function _____

Date / /

► Go to www.irs.gov/Form2848 for instructions and the latest information.

Part I Power of Attorney

Caution: A separate Form 2848 must be completed for each taxpayer. Form 2848 will not be honored for any purpose other than representation before the IRS.

1 Taxpayer information. Taxpayer must sign and date this form on page 2, line 7.

Taxpayer name and address

THERMOSTAT RECYCLING CORPORATION
355 LEXINGTON AVENUE, 15TH FLOOR
NEW YORK, NY 10017

Taxpayer identification number(s)

54-1830284

Daytime telephone number

212-297-2105

Plan number (if applicable)

hereby appoints the following representative(s) as attorney(s)-in-fact:

2 Representative(s) must sign and date this form on page 2, Part II.

Name and address

JEFFREY A. SMITH, CPA
4114 LEGATO RD, 5TH FLOOR
FAIRFAX, VA 22033

Check if to be sent copies of notices and communications ☐

CAF No. 2605-49480R

PTIN P00139935

Telephone No. 703-591-5200

Fax No. 703-385-3572

Check if new: Address ☐ Telephone No. ☐ Fax No. ☐

Name and address

AMY M. GINN, CPA
4114 LEGATO RD, 5TH FLOOR
FAIRFAX, VA 22033

Check if to be sent copies of notices and communications ☐

CAF No. 0314-12941R

PTIN P01269593

Telephone No. 703-591-5200

Fax No. 703-385-3572

Check if new: Address ☐ Telephone No. ☐ Fax No. ☐

Name and address

CAF No.

PTIN

Telephone No.

Fax No.

(Note: IRS sends notices and communications to only two representatives.)

Check if new: Address ☐ Telephone No. ☐ Fax No. ☐

Name and address

CAF No.

PTIN

Telephone No.

Fax No.

(Note: IRS sends notices and communications to only two representatives.)

Check if new: Address ☐ Telephone No. ☐ Fax No. ☐

to represent the taxpayer before the Internal Revenue Service and perform the following acts:

3 Acts authorized (you are required to complete line 3). Except for the acts described in line 5b, I authorize my representative(s) to receive and inspect my confidential tax information and to perform acts I can perform with respect to the tax matters described below. For example, my representative(s) shall have the authority to sign any agreements, consents, or similar documents (see instructions for line 5a for authorizing a representative to sign a return).

Description of Matter (Income, Employment, Payroll, Excise, Estate, Gift, Whistleblower, Practitioner Discipline, PLR, FOIA, Civil Penalty, Sec. 4980H Shared Responsibility Payment, etc.) (see instructions)	Tax Form Number (1040, 941, 720, etc.) (if applicable)	Year(s) or Period(s) (if applicable) (see instructions)
INCOME TAX	FORM 990	2019, 2020, 2021

4 Specific use not recorded on the Centralized Authorization File (CAF). If the power of attorney is for a specific use not recorded on CAF, check

this box. See *Line 4. Specific Use Not Recorded on CAF* in the instructions ☐

5a Additional acts authorized. In addition to the acts listed on line 3 above, I authorize my representative(s) to perform the following acts (see instructions for line 5a for more information): ☐ Access my IRS records via an Intermediate Service Provider;

☐ Authorize disclosure to third parties; ☐ Substitute or add representative(s); ☐ Sign a return;

☐ Other acts authorized: _____

- b Specific acts not authorized.** My representative(s) is (are) not authorized to endorse or otherwise negotiate any check (including directing or accepting payment by any means, electronic or otherwise, into an account owned or controlled by the representative(s) or any firm or other entity with whom the representative(s) is (are) associated) issued by the government in respect of a federal tax liability.
List any other specific deletions to the acts otherwise authorized in this power of attorney (see instructions for line 5b): _____

- 6 Retention/revocation of prior power(s) of attorney.** The filing of this power of attorney automatically revokes all earlier power(s) of attorney on file with the Internal Revenue Service for the same matters and years or periods covered by this form. If you **do not** want to revoke a prior power of attorney, check here _____ ☐

YOU MUST ATTACH A COPY OF ANY POWER OF ATTORNEY YOU WANT TO REMAIN IN EFFECT.

- 7 Taxpayer declaration and signature.** If a tax matter concerns a year in which a joint return was filed, each spouse must file a separate power of attorney even if they are appointing the same representative(s). If signed by a corporate officer, partner, guardian, tax matters partner, partnership representative (or designated individual, if applicable), executor, receiver, administrator, trustee, or individual other than the taxpayer, I certify I have the legal authority to execute this form on behalf of the taxpayer.

► **IF NOT COMPLETED, SIGNED, AND DATED, THE IRS WILL RETURN THIS POWER OF ATTORNEY TO THE TAXPAYER.**

Signature

Print name

Print name

Date

Title (if applicable)

Print name of taxpayer from line 1 if other than individual

Print name of taxpayer from line 1 if other than individual

Part II Declaration of Representative

Under penalties of perjury, by my signature below I declare that:

- I am not currently suspended or disbarred from practice, or ineligible for practice, before the Internal Revenue Service;
- I am subject to regulations in Circular 230 (31 CFR, Subtitle A, Part 10), as amended, governing practice before the Internal Revenue Service;
- I am authorized to represent the taxpayer identified in Part I for the matter(s) specified there; and
- I am one of the following:
 - a Attorney - a member in good standing of the bar of the highest court of the jurisdiction shown below.
 - b Certified Public Accountant - a holder of an active license to practice as a certified public accountant in the jurisdiction shown below.
 - c Enrolled Agent - enrolled as an agent by the IRS per the requirements of Circular 230.
 - d Officer - a bona fide officer of the taxpayer organization.
 - e Full-Time Employee - a full-time employee of the taxpayer.
 - f Family Member - a member of the taxpayer's immediate family (spouse, parent, child, grandparent, grandchild, step-parent, step-child, brother, or sister).
 - g Enrolled Actuary - enrolled as an actuary by the Joint Board for the Enrollment of Actuaries under 29 U.S.C. 1242 (the authority to practice before the IRS is limited by section 10.3(d) of Circular 230).
 - h Unenrolled Return Preparer - Authority to practice before the IRS is limited. An unenrolled return preparer may represent, provided the preparer (1) prepared and signed the return or claim for refund (or prepared if there is no signature space on the form); (2) was eligible to sign the return or claim for refund; (3) has a valid PTIN; and (4) possesses the required Annual Filing Season Program Record of Completion(s). **See Special Rules and Requirements for Unenrolled Return Preparers in the instructions for additional information.**
 - k Qualifying Student or Law Graduate - receives permission to represent taxpayers before the IRS by virtue of his/her status as a law, business, or accounting student, or law graduate working in a LITC or STCP. See instructions for Part II for additional information and requirements.
 - r Enrolled Retirement Plan Agent - enrolled as a retirement plan agent under the requirements of Circular 230 (the authority to practice before the Internal Revenue Service is limited by section 10.3(e)).

► **IF THIS DECLARATION OF REPRESENTATIVE IS NOT COMPLETED, SIGNED, AND DATED, THE IRS WILL RETURN THE POWER OF ATTORNEY. REPRESENTATIVES MUST SIGN IN THE ORDER LISTED IN PART I, LINE 2.**

Note: For designations d-f, enter your title, position, or relationship to the taxpayer in the "Licensing jurisdiction" column.

Designation - Insert above letter (a-r).	Licensing jurisdiction (State) or other licensing authority (if applicable)	Bar, license, certification, registration, or enrollment number (if applicable)	Signature	Date
B	VIRGINIA	9035		
B	VIRGINIA	47064		

Minnesota
2022 Miss You Calls

Location Type	Account	Location: Name	Street	City	State	Zip Code	Subject	Activity Date
Wholesaler	Winsupply Albert Lea Mn Co	Winsupply Albert Lea Mn Co	640 East 11th Street	Albert Lea	MN	56007	Miss You Call	8/29/2022
Wholesaler	Dakota Supply Group	Dakota Supply Group	3130 COUNTY RD 45 SW	ALEXANDRIA	MN	56308	Miss You Call	3/9/2022
Wholesaler	Dakota Supply Group	Dakota Supply Group	3130 COUNTY RD 45 SW	ALEXANDRIA	MN	56308	Miss You Call	6/16/2022
Wholesaler	Dakota Supply Group	Dakota Supply Group	3130 COUNTY RD 45 SW	ALEXANDRIA	MN	56308	Miss You Call	8/16/2022
HVAC Contractor	Superior Heating, A/C, & Electric	Superior Heating, AC, & Electric	3731 Thurston Avenue NW	Anoka	MN	55303	Miss You Call	3/30/2022
HVAC Contractor	Lofgren Heating And Air Conditioning	Lofgren Heating And Air Conditioning	5708 Upper 147th Street W	Apple Valley	MN	55124	Miss You Call	3/30/2022
Wholesaler	United Refrigeration	United Refrigeration	2043 GATEWAY BLVD	ARDEN HILLS	MN	55112	Miss You Call	6/21/2022
HVAC Contractor	Advantage Heating & Cooling	Advantage Heating & Cooling	2648 State 87 N.W.	Backus	MN	56435	Miss You Call	3/30/2022
HHW	Green Lights Recycling, Inc.	Green Lights Recycling, Inc.	10040 Davenport Street NE	Blaine	MN	55449	Miss You Call	6/24/2022
HHW	Green Lights Recycling, Inc.	Green Lights Recycling, Inc.	10040 Davenport Street NE	Blaine	MN	55449	Miss You Call	8/24/2022
Wholesaler	Minnesota Air Inc.	Minnesota Air Inc.	9650 JAMES AVE S.	BLOOMINGTON	MN	55431	Miss You Call	3/30/2022
Wholesaler	Shurail Supply, Inc.	Shurail Supply, Inc.	9124 GRAND AVE. SOUTH	BLOOMINGTON	MN	55420	Miss You Call	3/9/2022
Wholesaler	Shurail Supply, Inc.	Shurail Supply, Inc.	9124 GRAND AVE. SOUTH	BLOOMINGTON	MN	55420	Miss You Call	6/16/2022
Wholesaler	Shurail Supply, Inc.	Shurail Supply, Inc.	9124 GRAND AVE. SOUTH	BLOOMINGTON	MN	55420	Miss You Call	8/15/2022
Wholesaler	Gustave A Larson	Gustave A. Larson Co	9208 James AV South	Bloomington	MN	55431	Miss You Call	8/24/2022
Wholesaler	Trane	Trane Parts	7860 12th Avenue South	Bloomington	MN	55425	Miss You Call	3/30/2022
Wholesaler	Trane	Trane Parts	7860 12th Avenue South	Bloomington	MN	55425	Miss You Call	8/29/2022
HVAC Contractor	Southside Heating & Air Conditioning Inc.	Southside Heating & Air Conditioning Inc.	10800 Normandale Blvd	Bloomington	MN	55437	Miss You Call	3/30/2022
Wholesaler	United Refrigeration	United Refrigeration	9360 James Ave S.	Bloomington	MN	55431	Miss You Call	3/10/2022
Wholesaler	United Refrigeration	United Refrigeration	9360 James Ave S.	Bloomington	MN	55431	Miss You Call	6/21/2022
Wholesaler	United Refrigeration	United Refrigeration	9360 James Ave S.	Bloomington	MN	55431	Miss You Call	8/17/2022
HVAC Contractor	Centerpoint Energy	Center Point Energy	304 E. RIVER ROAD S. 4	BRAINERD	MN	56401	Miss You Call	3/30/2022
HVAC Contractor	Centerpoint Energy	Center Point Energy	304 E. RIVER ROAD S. 4	BRAINERD	MN	56401	Miss You Call	6/24/2022
HVAC Contractor	Centerpoint Energy	Center Point Energy	304 E. RIVER ROAD S. 4	BRAINERD	MN	56401	Miss You Call	8/24/2022
Wholesaler	Roberts Hamilton Co	Roberts Hamilton Co	6601 PARKWAY CIRCLE	BROOKLYN CENTER	MN	55430	Miss You Call	3/30/2022
Wholesaler	Roberts Hamilton Co	Roberts Hamilton Co	6601 PARKWAY CIRCLE	BROOKLYN CENTER	MN	55430	Miss You Call	8/24/2022
Wholesaler	Lennox	Lennox Stores	7150 Boone Avenue North	Brooklyn Park	MN	55428	Miss You Call	3/10/2022
HHW	Wright County Compost And Recycling Facility	Wright County Compost And Recycling Facility	505 COUNTY RD 37 NE	BUFFALO	MN	55313	Miss You Call	6/21/2022
HHW	Wright County Compost And Recycling Facility	Wright County Compost And Recycling Facility	505 COUNTY RD 37 NE	BUFFALO	MN	55313	Miss You Call	8/17/2022
HVAC Contractor	Bowman Sheet Metal Heating & Air Conditioning Inc	Bowman Sheet Metal Heating & Air Conditioning Inc	300 Brighton Avenue S	Buffalo	MN	55313	Miss You Call	3/30/2022
HVAC Contractor	Centerpoint Energy	Centerpoint Energy	10511 HANSON BLVD	COON RAPIDS	MN	55433	Miss You Call	3/30/2022
Wholesaler	Minnesota Air Inc.	Minnesota Air Inc.	5524 LAKELAND AVE N	CRYSTAL	MN	55429	Miss You Call	3/30/2022
HHW	Becker County Environmental Services	Becker County Environmental Services	24413 County Road 144	DETROIT LAKES	MN	56501	Miss You Call	6/21/2022
HHW	Becker County Environmental Services	Becker County Environmental Services	24413 County Road 144	DETROIT LAKES	MN	56501	Miss You Call	8/17/2022
Wholesaler	Goodin Company	Goodin Company	620 DAVIS AVENUE	DETROIT LAKES	MN	56501	Miss You Call	3/30/2022
Wholesaler	Ferguson	Ferguson	4209 Airpark Blvd.	Duluth	MN	55811	Miss You Call	3/9/2022
Wholesaler	Ferguson	Ferguson	4209 Airpark Blvd.	Duluth	MN	55811	Miss You Call	6/13/2022
Wholesaler	Ferguson	Ferguson	4209 Airpark Blvd.	Duluth	MN	55811	Miss You Call	8/15/2022
Wholesaler	Sid Harvey	Sid Harvey Industries	2023 W. 1ST ST	DULUTH	MN	55806	Miss You Call	6/17/2022
Wholesaler	Sid Harvey	Sid Harvey Industries	2023 W. 1ST ST	DULUTH	MN	55806	Miss You Call	8/16/2022
HHW	Otter Tail County Hhw	Otter Tail County HHW	1115 NORTH TOWER ROAD	FERGUS FALLS	MN	56537	Miss You Call	8/16/2022
Wholesaler	R. E. Michel Co.	R.E. Michel Company, Inc.	730 Decatur Avenue North	Golden Valley	MN	55427	Miss You Call	6/24/2022
HVAC Contractor	Air Mechanical, Inc.	Air Mechanical, Inc.	16411 Aberdeen Street NE	Ham Lake	MN	55304	Miss You Call	3/30/2022
HVAC Contractor	Mesaba Heating	Mesaba Heating	405 E. 41st Street	Hibbing	MN	55746	Miss You Call	3/30/2022
HVAC Contractor	Mesaba Heating	Mesaba Heating	405 E. 41st Street	Hibbing	MN	55746	Miss You Call	6/24/2022
HVAC Contractor	Mesaba Heating	Mesaba Heating	405 E. 41st Street	Hibbing	MN	55746	Miss You Call	8/24/2022
HHW	McLeod County Hhw Facility	McLeod County HHW Facility	1065 5TH AVE SE	HUTCHINSON	MN	55350	Miss You Call	8/16/2022
Wholesaler	Lennox	Lennox Industries Inc.	1475 Commerce Dr.	Mendota Heights	MN	55120	Miss You Call	3/9/2022
Wholesaler	Lennox	Lennox Industries Inc.	1475 Commerce Dr.	Mendota Heights	MN	55120	Miss You Call	6/13/2022
HVAC Contractor	Standard Heating & Air Conditioning	Standard Heating & Air Conditioning	130 Plymouth Avenue N	Minneapolis	MN	55411	Miss You Call	3/30/2022
HVAC Contractor	Northland Mechanical Contractors	Northland Mechanical Contractors	9001 SCIENCE CENTER DRIVE	NEW HOPE	MN	55428	Miss You Call	3/30/2022
HVAC Contractor	Tnc Industries	Tnc Industries	7100 Medicine Lake Road	New Hope	MN	55427	Miss You Call	3/30/2022
HVAC Contractor	Tnc Industries	Tnc Industries	7100 Medicine Lake Road	New Hope	MN	55427	Miss You Call	8/29/2022
HVAC Contractor	Gag Sheet Metal, Inc.	Gag Sheet Metal, Inc.	1500 N Front St	New Ulm	MN	56073	Miss You Call	3/30/2022
Wholesaler	Ferguson	Ferguson	590 Hale Ave. N	Oakdale	MN	55128	Miss You Call	3/30/2022
HVAC Contractor	Comfort Solutions Heating & Cooling	Comfort Solutions Heating & Cooling	11 1st Street NW	Osseo	MN	55369	Miss You Call	3/30/2022
Wholesaler	First Supply Company	First Supply Company	151 PARK DR	Owatonna	MN	55060	Miss You Call	8/24/2022
Wholesaler	Auer Steel & Heating Supply	Auer Steel & Heating Supply	865 Xenium Lane North	Plymouth	MN	55441	Miss You Call	8/24/2022
Wholesaler	Dakota Supply Group	Dakota Supply Group	845 Berkshire Lane N	Plymouth	MN	55441	Miss You Call	3/10/2022
Wholesaler	Dakota Supply Group	Dakota Supply Group	845 Berkshire Lane N	Plymouth	MN	55441	Miss You Call	6/17/2022
Wholesaler	Dakota Supply Group	Dakota Supply Group	845 Berkshire Lane N	Plymouth	MN	55441	Miss You Call	8/16/2022
Wholesaler	Gustave A Larson	Gustave A. Larson Co	13200 10th AVE NORTH	Plymouth	MN	55441	Miss You Call	3/30/2022

Minnesota
2022 Miss You Calls

Wholesaler	Ferguson	Ferguson	10205 10th Ave N	Plymouth	MN	55441	Miss You Call	6/16/2022
Wholesaler	Ferguson	Ferguson	10205 10th Ave N	Plymouth	MN	55441	Miss You Call	8/15/2022
Wholesaler	Johnson Controls	York Upg	1005 Berkshire Lane North	Plymouth	MN	55441	Miss You Call	8/17/2022
HVAC Contractor	Johnson Controls	Johnson Controls Minneapolis/Rochester Office	2605 Fernbrook Lane North	Plymouth	MN	55447	Miss You Call	3/30/2022
Wholesaler	Goodin Company	Goodin Company	3347 NW 19TH ST	ROCHESTER	MN	55901	Miss You Call	3/30/2022
Wholesaler	Allied Supply Co., Inc.	Allied Supply	2250 Terminal Road	Roseville	MN	55113	Miss You Call	8/15/2022
Wholesaler	R. E. Michel Co.	R.E. Michel Company, Inc.	775 Anderson Avenue	Saint Cloud	MN	56303	Miss You Call	3/30/2022
Wholesaler	Ace Supply Co Inc	Ace Supply Co Inc	4749 OLD HWY 8, SUITE 100	Saint Paul	MN	55112	Miss You Call	6/24/2022
Wholesaler	Johnstone Supply	Johnstone Supply	2550 Wabash Avenue.	Saint Paul	MN	55114	Miss You Call	3/9/2022
Wholesaler	Johnstone Supply	Johnstone Supply	2550 Wabash Avenue.	Saint Paul	MN	55114	Miss You Call	6/16/2022
Wholesaler	Johnstone Supply	Johnstone Supply	2550 Wabash Avenue.	Saint Paul	MN	55114	Miss You Call	8/15/2022
Wholesaler	Gustave A Larson	Gustave A. Larson Co	1975 Oakcrest Ave	Saint Paul	MN	55113	Miss You Call	3/30/2022
Wholesaler	Gustave A Larson	Gustave A. Larson Co	1975 Oakcrest Ave	Saint Paul	MN	55113	Miss You Call	8/24/2022
Wholesaler	Gustave A Larson	Gustave A. Larson Co.	1975 Oakcrest Avenue	Saint Paul	MN	55113	Miss You Call	3/30/2022
Wholesaler	Gustave A Larson	Gustave A. Larson Co.	1975 Oakcrest Avenue	Saint Paul	MN	55113	Miss You Call	8/24/2022
Wholesaler	Trane	Trane Supply	720 vandalia Street	Saint Paul	MN	55115	Miss You Call	3/30/2022
Wholesaler	Trane	Trane Supply	720 vandalia Street	Saint Paul	MN	55115	Miss You Call	8/29/2022
Wholesaler	Building Controls Group	Building Controls Group	2300 Myrtle Avenue	Saint Paul	MN	55114	Miss You Call	3/30/2022
Wholesaler	United Refrigeration	United Refrigeration	900 VANDALIA ST	SAINT PAUL	MN	55114	Miss You Call	6/21/2022
HVAC Contractor	Gopher Heating & Sheet Metal	Gopher Heating & Sheet Metal	12330 Ottawa Avenue	Savage	MN	55378	Miss You Call	3/30/2022
HVAC Contractor	Quality Heating & Air Services, Inc.	Quality Heating & Air Services, Inc.	12912 Ventura Court	Shakopee	MN	55379	Miss You Call	3/30/2022
Wholesaler	Johnstone Supply	Johnstone Supply Co	2550 WABASH AVENUE	ST PAUL	MN	55114	Miss You Call	6/17/2022
Wholesaler	St. Hilaire Supply	St. Hilaire Supply	HWY. 32	ST. HILAIRE	MN	56754	Miss You Call	3/9/2022
Wholesaler	St. Hilaire Supply	St. Hilaire Supply	HWY. 32	ST. HILAIRE	MN	56754	Miss You Call	6/13/2022
Wholesaler	St. Hilaire Supply	St. Hilaire Supply	HWY. 32	ST. HILAIRE	MN	56754	Miss You Call	8/15/2022
HVAC Contractor	Schwantes Heating	Schwantes Heating	6080 OREN AVE. N.	STILLWATER	MN	55082	Miss You Call	3/9/2022
HVAC Contractor	Schwantes Heating	Schwantes Heating	6080 OREN AVE. N.	STILLWATER	MN	55082	Miss You Call	6/16/2022
HVAC Contractor	Schwantes Heating	Schwantes Heating	6080 OREN AVE. N.	STILLWATER	MN	55082	Miss You Call	8/15/2022
Wholesaler	Range Lp Gas	Range Lp Gas	102 S Hoover Road	Virginia	MN	55792	Miss You Call	3/10/2022
HHW	Wabasha County Solid Waste & Recycling	Wabasha County Solid Waste & Recycling	HIGHWAY DEPT 821 HIAWATHA DR W	WABASHA	MN	55981	Miss You Call	3/10/2022
HHW	Wabasha County Solid Waste & Recycling	Wabasha County Solid Waste & Recycling	HIGHWAY DEPT 821 HIAWATHA DR W	WABASHA	MN	55981	Miss You Call	6/21/2022
HHW	Wabasha County Solid Waste & Recycling	Wabasha County Solid Waste & Recycling	HIGHWAY DEPT 821 HIAWATHA DR W	WABASHA	MN	55981	Miss You Call	8/17/2022
HVAC Contractor	Centerpoint Energy	Center Point Energy	1151 LAKELAND DR S.E.	WILLMAR	MN	56201	Miss You Call	3/10/2022
HVAC Contractor	Centerpoint Energy	Center Point Energy	1151 LAKELAND DR S.E.	WILLMAR	MN	56201	Miss You Call	6/24/2022
HVAC Contractor	Centerpoint Energy	Center Point Energy	1151 LAKELAND DR S.E.	WILLMAR	MN	56201	Miss You Call	8/24/2022

Minnesota
2022 Collection Location Summary Report

Bin Bar Code	Location Status	Location Type	Account: TRC Account Name	Name	Street	City	State	Zip Code	Contact Phone	Return Date	Number of Loose Switches	Number of Mercury Thermostats	Total Mercury Volume (lbs.)
M10446	Active	Wholesaler	Ace Supply Co Inc	Ace Supply Co Inc	4749 OLD HWY 8, SUITE 100	Saint Paul	MN	55112	952-929-1618	12/14/2022	0	63	0.5518
M10446	Active	Wholesaler	Ace Supply Co Inc	Ace Supply Co Inc	4749 OLD HWY 8, SUITE 100	Saint Paul	MN	55112	952-929-1618	6/15/2022	0	76	0.4774
M10319	Active	Wholesaler	Ace Supply Co Inc	Ace Supply Co Inc	4749 OLD HWY 8, SUITE 100	Saint Paul	MN	55112	952-929-1618	11/11/2022	1360	43	8.7234
	Active	Wholesaler	Ace Supply Co Inc	Ace Supply Co Inc	7640 Commerce Way	Eden Prairie	MN	55344	952-929-1618				
	Active	Wholesaler	Ace Supply Co Inc	Ace Supply Co Inc	7640 Commerce Way	Eden Prairie	MN	55344	952-929-1618				
	Inactive	Wholesaler	Ace Supply Co Inc	Ace Supply Co Inc	7640 Commerce Way	MINNEAPOLIS	MN	55426					
	Active	Wholesaler	Ace Supply Co Inc	Ace Supply Co Inc	7640 Commerce Way	Eden Prairie	MN	55344	952-929-1618				
	Active	Wholesaler	Ace Supply Co Inc	Ace Supply Co Inc	7640 Commerce Way	Eden Prairie	MN	55344	952-929-1618				
	Inactive	Wholesaler	Ace Supply Co Inc	Ace Supply Co Inc		ROSEVILLE	MN	55113					
	Inactive	Wholesaler	Ace Supply Co Inc	Ace Supply Co Inc		MINNEAPOLIS	MN	55426					
	Inactive	Wholesaler	Ace Supply Co Inc	Ace Supply Co Inc		MINNEAPOLIS	MN	55426					
	Inactive	Wholesaler	Ace Supply Co Inc	Ace Supply Co Inc		MINNEAPOLIS	MN	55426					
	Inactive	Wholesaler	Ace Supply Co Inc	Ace Supply Co Inc		MINNEAPOLIS	MN	55426					
	Inactive	Wholesaler	Ace Supply Co Inc	Ace Supply Co Inc		ST. PAUL	MN	55113					
	Active	Wholesaler	Ace Supply Co Inc	Ace Supply Co Inc	7640 Commerce Way	Eden Prairie	MN	55344	952-929-1618				
	Inactive	Wholesaler	Ace Supply Co Inc	Ace Supply Co Inc		MINNEAPOLIS	MN	55426					
	Inactive	Wholesaler	Ace Supply Co Inc	Ace Supply Co Inc		MINNEAPOLIS	MN	55421					
	Active	HVAC Contractor	Advantage Heating & Cooling	Advantage Heating & Cooling	2648 State 87 N.W.	Backus	MN	56435	(218) 947-4480				
	Inactive	Wholesaler	Aireco Supply Inc.	Aireco		WILLMAR	MN	56201					
M12194	Active	HVAC Contractor	Air Mechanical, Inc.	Air Mechanical, Inc.	16411 Aberdeen Street NE	Ham Lake	MN	55304	763-691-7942	3/31/2022	0	29	0.1798
M12315	Active	Wholesaler	Allied Supply Co., Inc.	Allied Supply	2250 Terminal Road	Roseville	MN	55113	612-378-7500	8/23/2022	0	3	0.0434
	Active	Wholesaler	Allied Supply Co., Inc.	Allied Supply	2250 Terminal Road	Roseville	MN	55113	612-378-7500				
	Inactive	Wholesaler	Allied Supply Co., Inc.	Allied Supply Co, Inc.		MINNEAPOLIS	MN	55414-0000					
	Inactive	Wholesaler	Allied Supply Co., Inc.	Allied Supply Co, Inc.		MINNEAPOLIS	MN	55414					
	Inactive	HVAC Contractor	Associated Mechanical Contractors	Associated Mechanical Contractors	1257 MARSHALL ROAD	SHAKOPEE	MN	55379	612-362-3169				
	Active	Wholesaler	Auer Steel & Heating Supply	Auer Steel & Heating Supply	865 Xenium Lane North	Plymouth	MN	55441	763-450-9238				
	Active	Wholesaler	Auer Steel & Heating Supply	Auer Steel & Heating Supply	865 Xenium Lane North	Plymouth	MN	55441	763-450-9238				
	Active	Wholesaler	Auer Steel & Heating Supply	Auer Steel & Heating Supply	865 Xenium Lane North	Plymouth	MN	55441	763-450-9238				
	Inactive	Wholesaler	Auer Steel & Heating Supply	Auer Steel		MINNEAPOLIS	MN	55428					
	Inactive	Wholesaler	Auer Steel & Heating Supply	Auer Steel		NEW HOPE	MN	55428					
	Inactive	Wholesaler	Auer Steel & Heating Supply	Auer Steel		ANOKA	MN	55428					
	Inactive	Wholesaler	Auer Steel & Heating Supply	Auer Steel		NEW HOPE	MN	55428-0000					
	Inactive	Wholesaler	Auer Steel & Heating Supply	Auer Steel		BROOKLYN CENTER	MN	55430					
	Inactive	Wholesaler	Auer Steel & Heating Supply	Auer Steel		MINNEAPOLIS	MN	55428					
	Inactive	Wholesaler	Auer Steel & Heating Supply	Auer Steel		BROOKLYN CENTER	MN	55430					
	Inactive	Wholesaler	Auer Steel & Heating Supply	Auer Steel		BROOKLYN CENTER	MN	55428					
	Inactive	Wholesaler	Auer Steel & Heating Supply	Auer Steel		NEW HOPE	MN	55428					
	Active	HVAC Contractor	Bay West Inc	Bay West Inc	5 Empire Drive	ST PAUL	MN	55103	651-291-0456				
	Active	HVAC Contractor	Bay West Inc	Bay West Inc	5 Empire Drive	ST PAUL	MN	55103	651-291-0456				
M12145	Active	HVAC Contractor	Bay West Inc	Bay West Inc	5 Empire Drive	ST PAUL	MN	55103	651-291-0456	4/22/2022	0	66	0.4464
M12145	Active	HVAC Contractor	Bay West Inc	Bay West Inc	5 Empire Drive	ST PAUL	MN	55103	651-291-0456	7/25/2022	0	80	0.62
	Active	HVAC Contractor	Bay West Inc	Bay West Inc	5 Empire Drive	ST PAUL	MN	55103	651-291-0456				
	Active	HVAC Contractor	Bay West Inc	Bay West Inc	5 Empire Drive	ST PAUL	MN	55103	651-291-0456				
	Active	HHW	Becker County Environmental Services	Becker County Environmental Services	24413 County Road 144	DETROIT LAKES	MN	56501	(218) 846-7310				
	Active	HHW	Becker County Environmental Services	Becker County Environmental Services	24413 County Road 144	DETROIT LAKES	MN	56501	(218) 846-7310				
	Active	HHW	Blue Earth County, Env't Services	Blue Earth County, Env't Services	204 S. 5TH ST., 2ND FLOOR	MANKATO	MN	56001	507-386-1225				
	Inactive	Wholesaler	Boeser Inc (Trade Account) - Closed	Boeser Inc (Trade Account) - Closed	2901 SE 4TH STREET	MINNEAPOLIS	MN	55414	612 378-1803				
	Active	HVAC Contractor	Bowman Sheet Metal Heating & Air Con	Bowman Sheet Metal Heating & Air Conditioning Inc	300 Brighton Avenue S	Buffalo	MN	55313	(763) 682-1971				
M19261	Active	Wholesaler	Building Controls Group	Building Controls Group	2300 Myrtle Avenue	Saint Paul	MN	55114	651-289-1310	4/8/2022	0	12	0.0992
	Active	HHW	Carver County Environmental Center	Carver County Environmental Center	116 Peavey Circle	Chaska	MN	55318	(952) 361-1842				
	Active	HHW	Carver County Environmental Center	Carver County Environmental Center	116 Peavey Circle	Chaska	MN	55318	(952) 361-1842				
M16878	Active	HVAC Contractor	Center For Energy And Environment	Center For Energy And Environment	1754 University Avenue West	Saint Paul	MN	55104	(651) 789-5718	3/15/2022	0	167	1.2586
	Active	HVAC Contractor	Center For Energy And Environment	Center For Energy And Environment	1754 University Avenue West	Saint Paul	MN	55104	(651) 789-5718				
	Inactive	HVAC Contractor	Center For Energy And Environment	Neighborhood Energy Connection	1754 University Ave W	ST. PAUL	MN	55104	651-328-6311				
	Inactive	HVAC Contractor	Center For Energy And Environment	Neighborhood Energy Connection	1754 University Ave W	ST. PAUL	MN	55104	651-328-6311				
M21414	Active	HVAC Contractor	Centerpoint Energy	Centerpoint Energy	9320 EVERGREEN BLVD. STE B	COON RAPIDS	MN	55433	612-861-8698	3/8/2022	0	104	0.6572
M12765	Active	HVAC Contractor	Centerpoint Energy	Center Point Energy	10511 HANSON BLVD	COON RAPIDS	MN	55433	(763) 754-4194	1/28/2022	0	57	0.3844
M15554	Active	HVAC Contractor	Centerpoint Energy	Centerpoint Energy	501 WEST 61ST ST.	MINNEAPOLIS	MN	55419		8/18/2022	0	57	0.3596
	Active	HVAC Contractor	Centerpoint Energy	Center Point Energy	2400 N. Riverfront	MANKATO	MN	56001					
	Active	HVAC Contractor	Centerpoint Energy	Centerpoint Energy	9320 EVERGREEN BLVD. STE B	COON RAPIDS	MN	55433	612-861-8698				
	Inactive	HVAC Contractor	Centerpoint Energy	Center Point Energy	1240 WEST RIVER PKWY	MINNEAPOLIS	MN	55454					
	Active	HVAC Contractor	Centerpoint Energy	Centerpoint Energy	501 WEST 61ST ST.	MINNEAPOLIS	MN	55419					
	Active	HVAC Contractor	Centerpoint Energy	Centerpoint Energy	501 WEST 61ST ST.	MINNEAPOLIS	MN	55419					
	Active	HVAC Contractor	Centerpoint Energy	Centerpoint Energy	501 WEST 61ST ST.	MINNEAPOLIS	MN	55419					
	Active	HVAC Contractor	Centerpoint Energy	Centerpoint Energy	501 WEST 61ST ST.	MINNEAPOLIS	MN	55419					
	Active	HVAC Contractor	Centerpoint Energy	Center Point Energy	2400 N. Riverfront	MANKATO	MN	56001					
	Active	HVAC Contractor	Centerpoint Energy	Center Point Energy	1151 LAKE LAND DR S.E.	WILLMAR	MN	56201	320-235-2713				
	Inactive	HVAC Contractor	Centerpoint Energy	Center Point Energy	304 E. RIVER ROAD S. 4	BRAINERD	MN	56401	(218) 829-4724				
	Active	HVAC Contractor	Centerpoint Energy	Center Point Energy	10511 HANSON BLVD	COON RAPIDS	MN	55433	(763) 754-4194				
	Inactive	HVAC Contractor	Centerpoint Energy	Centerpoint Energy	9320 EVERGREEN BLVD, SUITE B	COON RAPIDS	MN	55433	612 861 8698				
	Active	HVAC Contractor	Centerpoint Energy	Centerpoint Energy	10511 HANSON BLVD	COON RAPIDS	MN	55433	612 861 8698				
	Active	HVAC Contractor	Centerpoint Energy	Centerpoint Energy	501 WEST 61ST ST	MINNEAPOLIS	MN	55419					
	Inactive	HVAC Contractor	Centerpoint Energy	Center Point Energy	1240 WEST RIVER PKWY	MINNEAPOLIS	MN	55454					
	Active	HVAC Contractor	Centerpoint Energy	Center Point Energy	10511 HANSON BLVD	COON RAPIDS	MN	55433	(763) 754-4194				
	Inactive	HVAC Contractor	Centerpoint Energy	Center Point Energy	1240 WEST RIVER PKWY	MINNEAPOLIS	MN	55454					
	Active	HVAC Contractor	Centerpoint Energy	Center Point Energy	10511 HANSON BLVD	COON RAPIDS	MN	55433	(763) 754-4194				
	Active	HVAC Contractor	Centerpoint Energy	Center Point Energy	10511 HANSON BLVD	COON RAPIDS	MN	55433	(763) 754-4194				
	Active	HVAC Contractor	Centerpoint Energy	Centerpoint Energy	501 WEST 61ST ST.	MINNEAPOLIS	MN	55419					

Minnesota

2022 Collection Location Summary Report

	Active	HVAC Contractor	Centerpoint Energy	Centerpoint Energy	501 WEST 61ST ST.	MINNEAPOLIS	MN	\$5419									
	Active	HVAC Contractor	Centerpoint Energy	Centerpoint Energy	10511 HANSON BLVD	COON RAPIDS	MN	\$5433	(763) 754-4194								
	Active	HVAC Contractor	Centerpoint Energy	Centerpoint Energy	9320 EVERGREEN BLVD, STE B	COON RAPIDS	MN	\$5433	612-861-8698								
M15552	Active	HVAC Contractor	Centerpoint Energy	Centerpoint Energy	6161 Golden Valley Rd	Golden Valley	MN	\$5422		7/20/2022	0	138	0.868				
	Active	HVAC Contractor	Centerpoint Energy	Centerpoint Energy	6161 Golden Valley Rd	Golden Valley	MN	\$5422									
	Active	HVAC Contractor	Centerpoint Energy	Centerpoint Energy	1102 36th Ave.	Alexandria	MN	\$6308	(218) 355-0826								
M21253	Active	HHW	Chisago County Hhw	Chisago County HHW	39649 Grand Avenue	North Branch	MN	\$5056	651-213-8920	1/13/2022	0	22	0.1612				
	Active	HHW	Chisago County Hhw	Chisago County HHW	39649 Grand Avenue	North Branch	MN	\$5056	651-213-8920								
M20037	Active	HHW	Clay County Household Hazardous Wast	Clay County Household Hazardous Waste Facility	2729 Hwy 10 E	Moorhead	MN	\$6560	218-299-5077	11/11/2022	0	6	0.0372				
	Inactive	Wholesaler	Comelex Corporation - Closed	Comelex Corporation - Closed	7373 Washington Ave S	MINNEAPOLIS	MN	\$5439	612-332-7706								
	Active	HVAC Contractor	Comfort Solutions Heating & Cooling	Comfort Solutions Heating & Cooling	11 1st Street NW	Osseo	MN	\$5369	763-565-2121								
	Active	HHW	Crow Wing County Solid Waste Dept	Crow Wing County Solid Waste Dept	15728 STATE HIGHWAY 210	BRAINERD	MN	\$6401	(218) 824-1290								
M19497	Active	HHW	Crow Wing County Solid Waste Dept	Crow Wing County Solid Waste Dept	15728 STATE HIGHWAY 210	BRAINERD	MN	\$6401	(218) 824-1290	11/18/2022	0	25	0.1736				
M17270	Active	HHW	Dakota County Recycling Zone	Dakota County Recycling Zone	3365 Dodd Road	St Paul	MN	\$5121	651-905-4520	9/19/2022	227	101	2.139				
M17270	Active	HHW	Dakota County Recycling Zone	Dakota County Recycling Zone	3365 Dodd Road	St Paul	MN	\$5121	651-905-4520	3/25/2022	0	102	0.6882				
	Active	HHW	Dakota County Recycling Zone	Dakota County Recycling Zone	3365 Dodd Road	St Paul	MN	\$5121	651-905-4520								
	Active	Wholesaler	Dakota Supply Group	Dakota Supply Group	845 Berkshire Lane N	Plymouth	MN	\$5441	(952) 988-5570								
	Active	Wholesaler	Dakota Supply Group	Dakota Supply Group	3130 COUNTY RD 45 SW	ALEXANDRIA	MN	\$6308	(320) 763-3172								
	Active	Wholesaler	Dakota Supply Group	Dakota Supply Group	3130 COUNTY RD 45 SW	ALEXANDRIA	MN	\$6308	(320) 763-3172								
	Inactive	Wholesaler	Dakota Supply Group	Dakota Supply Group		BENSON	MN	\$6215									
	Inactive	Wholesaler	Dakota Supply Group	Dakota Supply Group	3130 COUNTY ROAD 45 SW	ALEXANDRIA	MN	\$6308									
	Inactive	Wholesaler	D C Sales Co-Closed	D C Sales Co-Closed	2700 MINNEHAHA AVE SOUTH	MINNEAPOLIS	MN	\$5406	612-728-8739								
	Inactive	Wholesaler	D C Sales Co-Closed	D C Sales Co-Closed	2700 MINNEHAHA AVE SOUTH	MINNEAPOLIS	MN	\$5406	612-728-8739								
	Inactive	Wholesaler	D C Sales Co-Closed	D C Sales Co-Closed	2700 MINNEHAHA AVE SOUTH	MINNEAPOLIS	MN	\$5406	612-728-8739								
	Inactive	Wholesaler	D C Sales Co-Closed	D C Sales Co-Closed	2700 MINNEHAHA AVE SOUTH	MINNEAPOLIS	MN	\$5406	612-728-8739								
	Inactive	Wholesaler	D C Sales Co-Closed	D C Sales Co-Closed	2700 MINNEHAHA AVE SOUTH	MINNEAPOLIS	MN	\$5406	612-728-8739								
	Inactive	Wholesaler	D C Sales Co-Closed	D C Sales Co-Closed	2700 MINNEHAHA AVE SOUTH	MINNEAPOLIS	MN	\$5406	612-728-8739								
	Inactive	Wholesaler	D C Sales Co-Closed	D C Sales Co-Closed	2700 MINNEHAHA AVE SOUTH	MINNEAPOLIS	MN	\$5406	612-728-8739								
	Inactive	Wholesaler	D C Sales Co-Closed	D C Sales Co-Closed	2700 MINNEHAHA AVE SOUTH	MINNEAPOLIS	MN	\$5406	612-728-8739								
	Inactive	Wholesaler	D C Sales Co-Closed	D C Sales Co-Closed	2700 MINNEHAHA AVE SOUTH	MINNEAPOLIS	MN	\$5406	612-728-8739								
	Inactive	Wholesaler	D C Sales Co-Closed	D C Sales Co-Closed	2700 MINNEHAHA AVE SOUTH	MINNEAPOLIS	MN	\$5406	612-728-8739								
	Inactive	Wholesaler	D C Sales Co-Closed	D C Sales Co-Closed	2700 MINNEHAHA AVE SOUTH	MINNEAPOLIS	MN	\$5406	612-728-8739								
	Inactive	Wholesaler	D C Sales Co-Closed	D C Sales Co-Closed	2700 MINNEHAHA AVE SOUTH	MINNEAPOLIS	MN	\$5406	612-728-8739								
	Inactive	Wholesaler	D C Sales Co-Closed	D C Sales Co-Closed	2700 MINNEHAHA AVE SOUTH	MINNEAPOLIS	MN	\$5406	612-728-8739								
	Inactive	Wholesaler	D C Sales Co-Closed	D C Sales Co-Closed	2700 MINNEHAHA AVE SOUTH	MINNEAPOLIS	MN	\$5406	612-728-8739								
	Inactive	Wholesaler	D C Sales Co-Closed	D C Sales Co-Closed	2700 MINNEHAHA AVE SOUTH	MINNEAPOLIS	MN	\$5406	612-728-8739								
	Inactive	Wholesaler	D C Sales Co-Closed	D C Sales Co-Closed	2700 MINNEHAHA AVE SOUTH	MINNEAPOLIS	MN	\$5406	612-728-8739								
	Inactive	Wholesaler	D C Sales Co-Closed	D C Sales Co-Closed	2700 MINNEHAHA AVE SOUTH	MINNEAPOLIS	MN	\$5406	612-728-8739								
	Inactive	Wholesaler	D C Sales Co-Closed	D C Sales Co-Closed	2700 MINNEHAHA AVE SOUTH	MINNEAPOLIS	MN	\$5406	612-728-8739								
	Active	Wholesaler	Express Central	Express Central	401 ASH AVENUE NW	WADENA	MN	\$6482	218-631-1436								
	Active	Wholesaler	Ferguson	Ferguson	4221 Cardinal Rd NW	Bemidji	MN	\$6601	218-751-8060								
	Active	Wholesaler	Ferguson	Ferguson	4209 Airpark Blvd.	Duluth	MN	\$5811	218-628-2844								
	Inactive	Wholesaler	Ferguson	Ferguson Enterprises	1321 N. Riverfront Drive	Mankato	MN	\$6001	507-388-2916								
	Active	Wholesaler	Ferguson	Ferguson	2205 TROTT AVENUE S.W.	WILLMAR	MN	\$6201									
	Active	Wholesaler	Ferguson	Ferguson	4221 Cardinal Rd NW	Bemidji	MN	\$6601	218-751-8060								
	Active	Wholesaler	Ferguson	Ferguson	4209 Airpark Blvd.	Duluth	MN	\$5811	218-628-2844								
	Active	Wholesaler	Ferguson	Ferguson	10205 10th Ave N	Plymouth	MN	\$5441	(763) 797-7100								
	Inactive	Wholesaler	Ferguson	Ferguson	590 Hale Ave N	Oakdale	MN	\$5128	651-779-9393								
	Active	Wholesaler	Ferguson	Ferguson Enterprises, Inc.	1321 N. RIVERFRONT DR.	MANKATO	MN	\$6001	507 388-2916								
	Active	Wholesaler	Ferguson	Ferguson Enterprises, Inc.	1321 N. RIVERFRONT DR.	MANKATO	MN	\$6001	507 388-2916								
	Active	Wholesaler	Ferguson	Ferguson Enterprises, Inc.	1321 N. RIVERFRONT DR.	MANKATO	MN	\$6001	507 388-2916								
	Active	Wholesaler	Ferguson	Ferguson	590 Hale Ave. N	Oakdale	MN	\$5128	651-779-9393								
	Active	Wholesaler	Ferguson	Ferguson	590 Hale Ave. N	Oakdale	MN	\$5128	651-779-9393								
	Inactive	Wholesaler	Ferguson	Ferguson Enterprises, Inc.	401 LINCOLN AVE. N.E.	ST CLOUD	MN	\$6304	(320) 251-8191								
	Active	Wholesaler	First Supply Company	First Supply Company	1321 N. RIVERFRONT DR.	MANKATO	MN	\$6001	507 388-2916								
	Active	Wholesaler	First Supply Company	First Supply Company	151 PARK DR	Owatonna	MN	\$5060	507-287-0202								
	Active	Wholesaler	First Supply Company	First Supply Company	151 PARK DR	Owatonna	MN	\$5060	507-287-0202								
	Inactive	Wholesaler	First Supply Company	First Supply Company	3815 HIGHWAY 14 WEST	ROCHESTER	MN	\$5903	507-287-0202								
	Active	Wholesaler	First Supply Company	First Supply Company	151 PARK DR	Owatonna	MN	\$5060	507-287-0202								
	Active	HHW	Freeborn County Household Hazardous	Freeborn County Household Hazardous Waste	2020 Pioneer Trail	ALBERT LEA	MN	\$6007	507-377-5186								
	Active	HHW	Freeborn County Household Hazardous	Freeborn County Household Hazardous Waste	2020 Pioneer Trail	ALBERT LEA	MN	\$6007	507-377-5186								
M15038	Active	HVAC Contractor	Gag Sheet Metal, Inc.	Gag Sheet Metal, Inc.	1500 N Front St	New Ulm	MN	\$6073	507-354-3813	6/21/2022	0	45	0.4836				
M21288	Active	Wholesaler	Goodin Company	Goodin Company Whs 5	5205 FOUNDRY CIRCLE	ST CLOUD	MN	\$6303	612-259-6086	3/21/2022	162	128	1.891				
M21671	Active	Wholesaler	Goodin Company	Goodin Company	4524 VENTURE CIRCLE	DULUTH	MN	\$5811	218-727-6670	4/7/2022	0	15	0.093				
	Active	Wholesaler	Goodin Company	Goodin Company	4524 VENTURE CIRCLE	DULUTH	MN	\$5811	218-727-6670								
	Active	Wholesaler	Goodin Company	Goodin Company	285 COMO AVE	ST PAUL	MN	\$5103	(651) 489-8831								
	Active	Wholesaler	Goodin Company	Goodin Company	902 THIESSE DRIVE	BRAINERD	MN	\$6401									
	Active	Wholesaler	Goodin Company	Goodin Company	2700 N 2ND STREET	MINNEAPOLIS	MN	\$5440									
	Active	Wholesaler	Goodin Company	Goodin Company	2700 N 2nd St	MINNEAPOLIS	MN	\$5440									
	Active	Wholesaler	Goodin Company	Goodin Company	902 THIESSE DRIVE	BRAINERD	MN	\$6401									
	Active	Wholesaler	Goodin Company	Goodin Company	620 DAVIS AVENUE	DETROIT LAKES	MN	\$6501	(218) 847-9211								
	Active	Wholesaler	Goodin Company	Goodin Company	2700 N 2nd St	MINNEAPOLIS	MN	\$5440									
	Active	Wholesaler	Goodin Company	Goodin Company Whs 5	5205 FOUNDRY CIRCLE	ST CLOUD	MN	\$6303	612-259-6086								
	Active	Wholesaler	Goodin Company	Goodin Company	4524 VENTURE CIRCLE	DULUTH	MN	\$5811	218-727-6670								
	Active	Wholesaler	Goodin Company	Goodin Company	4524 VENTURE CIRCLE	DULUTH	MN	\$5811	218-727-6670								
	Active	Wholesaler	Goodin Company	Goodin Company	3347 NW 19TH ST	ROCHESTER	MN	\$5901	(507) 529-1284								
	Active	Wholesaler	Goodin Company	Goodin Company	2700 N 2nd St	MINNEAPOLIS	MN	\$5440									
	Active	HVAC Contractor	Gopher Heating & Sheet Metal	Gopher Heating & Sheet Metal	12330 Ottawa Avenue	Savage	MN	\$5378	952-890-3466								
	Inactive	Wholesaler	Grainger	Grainger		PLYMOUTH	MN	\$5441									
	Active	HHW	Green Lights Recycling, Inc.	Green Lights Recycling, Inc.	10040 Davenport Street NE	Blaine	MN	\$5449	763-785-0456								

Minnesota
2022 Collection Location Summary Report

M10163	Active	Wholesaler	Gustave A Larson	Gustave A. Larson Co	13200 10th AVE NORTH	Plymouth	MN	55441	763-546-9508	4/11/2022	0	74	0.4836
M10192	Active	Wholesaler	Gustave A Larson	Gustave A. Larson Co	13200 10th AVE NORTH	Plymouth	MN	55441	763-546-9508	2/28/2022	0	81	0.5766
M10258	Active	Wholesaler	Gustave A Larson	Gustave A. Larson Co	525 APOLLO AVE. N.E. SUITE 1	ST CLOUD	MN	56304	320-654-9874	5/12/2022	0	142	0.8804
	Inactive	Wholesaler	Gustave A Larson	Gustave A. Larson	2530 Schuster Lane NW	Rochester	MN	55901	(507) 281-0272				
	Active	Wholesaler	Gustave A Larson	Gustave A. Larson	2530 Schuster Ln. NW	Rochester	MN	55901	(507) 281-0272				
	Active	Wholesaler	Gustave A Larson	Gustave A. Larson Co	1975 Oakcrest Ave	Saint Paul	MN	55113	262-542-0200				
	Active	Wholesaler	Gustave A Larson	Gustave A. Larson Co	1975 Oakcrest Ave	Saint Paul	MN	55113	262-542-0200				
	Active	Wholesaler	Gustave A Larson	Gustave A. Larson Co	9208 James AV South	Bloomington	MN	55431	262-542-0200				
	Active	Wholesaler	Gustave A Larson	Gustave A. Larson Co	1975 Oakcrest Avenue	Saint Paul	MN	55113	(651) 645-6640				
	Active	Wholesaler	Gustave A Larson	Gustave A. Larson Co	13200 10th AVE NORTH	Plymouth	MN	55441	763-546-9508				
	Active	Wholesaler	Gustave A Larson	Gustave A. Larson Co	13200 10th AVE NORTH	Plymouth	MN	55441	763-546-9508				
	Inactive	Wholesaler	Gustave A Larson	Gustave A. Larson	525 APOLLO AVENUE	ST. CLOUD	MN	56304	320-654-9874				
	Inactive	Wholesaler	Gustave A Larson	Gustave A. Larson Co	4001 WEST SUPERIOR ST	DULUTH	MN	55807	262-542-0200				
	Active	Wholesaler	Gustave A Larson	Gustave A. Larson	4001 W. SUPERIOR ST.	DULUTH	MN	55807	800-829-9609				
	Active	Wholesaler	Gustave A Larson	Gustave A. Larson Co	2530 Schuster Lane NW	Rochester	MN	55901	262-542-0200				
	Active	Wholesaler	Gustave A Larson	Gustave A. Larson Co	2530 Schuster Lane NW	Rochester	MN	55901	262-542-0200				
	Active	Wholesaler	Gustave A Larson	Gustave A. Larson Co	9208 James AV South	Bloomington	MN	55431	262-542-0200				
	Active	Wholesaler	Gustave A Larson	Gustave A. Larson	4001 W. SUPERIOR ST.	DULUTH	MN	55807	800-829-9609				
	Active	Wholesaler	Gustave A Larson	Gustave A. Larson Co	13200 10th AVE NORTH	Plymouth	MN	55441	763-546-9508				
	Active	Wholesaler	Gustave A Larson	Gustave A. Larson Co	9208 James AV South	Bloomington	MN	55431	262-542-0200				
	Active	Wholesaler	Gustave A Larson	Gustave A. Larson Co	1975 Oakcrest Ave	Saint Paul	MN	55113	262-542-0200				
	Active	Wholesaler	Gustave A Larson	Gustave A. Larson Co	1975 Oakcrest Ave	Saint Paul	MN	55113	262-542-0200				
M21659	Active	Wholesaler	Gustave A Larson	Gustave A. Larson Co	525 APOLLO AVE. N.E. SUITE 1	ST CLOUD	MN	56304	320-654-9874	3/9/2022	0	153	1.0602
	Active	Wholesaler	Gustave A Larson	Gustave A. Larson Co	9208 James AV South	Bloomington	MN	55431	262-542-0200				
	Active	Wholesaler	Gustave A Larson	Gustave A. Larson Co	9208 James AV South	Bloomington	MN	55431	262-542-0200				
	Active	Wholesaler	Gustave A Larson	Gustave A. Larson Co	9208 James AV South	Bloomington	MN	55431	262-542-0200				
	Active	Wholesaler	Gustave A Larson	Gustave A. Larson Co	9208 James AV South	Bloomington	MN	55431	262-542-0200				
	Active	Wholesaler	Gustave A Larson	Gustave A. Larson Co	9208 James AV South	Bloomington	MN	55431	262-542-0200				
	Active	Wholesaler	Gustave A Larson	Gustave A. Larson	4001 W. SUPERIOR ST.	DULUTH	MN	55807	800-829-9609				
	Active	Wholesaler	Gustave A Larson	Gustave A. Larson Co	525 APOLLO AVE. N.E. SUITE 1	ST CLOUD	MN	56304	320-654-9874				
	Active	Wholesaler	Harry Alter Co./National Excelsior	National Excelsior	2995 Lone Oak Circle	Eagan	MN	55121	651-333-3799				
	Inactive	Wholesaler	Harry Alter Co./National Excelsior	Excelsior Mfg. & Supply		ST. PAUL	MN	55104					
	Inactive	Wholesaler	Harry Alter Co./National Excelsior	Excelsior Mfg. & Supply		ST. PAUL	MN	55104					
M10100	Active	Wholesaler	Harry Alter Co./National Excelsior	Excelsior Mfg. & Supply	8756 W 35W SERVICE DR NE	BLAINE	MN	55449	763-780-8163	5/30/2022	0	87	0.6138
	Active	Wholesaler	Harry Alter Co./National Excelsior	National Excelsior Company	800 Berkshire Lane N	PLYMOUTH	MN	55441	763-553-1722				
	Active	Wholesaler	Harry Alter Co./National Excelsior	National Excelsior Company	800 Berkshire Lane N	PLYMOUTH	MN	55441	763-553-1722				
	Active	Wholesaler	Harry Alter Co./National Excelsior	National Excelsior Company	800 Berkshire Lane N	PLYMOUTH	MN	55441	763-553-1722				
M12196	Active	HVAC Contractor	Heating & Cooling Two Inc.	Heating & Cooling Two Inc.	18550 County Road 81	Osseo	MN	55369	(763) 428-3677	12/8/2022	0	22	0.1488
	Active	HHW	Heisel Brothers, Inc	Heisel Brothers, Inc	801 6TH AVE N	VIRGINIA	MN	55792	218-741-8381				
	Active	HHW	Hennepin County Hhw	Hennepin County HHW	8100 JEFFERSON HWY NO.	BROOKLYN PARK	MN	55445	612-348-3777				
	Active	HHW	Hennepin County Hhw	Hennepin County HHW	1400 W. 96TH STREET	BLOOMINGTON	MN	55431	612-348-3777				
	Active	HHW	Hennepin County Hhw	Hennepin County HHW	1400 W. 96TH STREET	BLOOMINGTON	MN	55431	612-348-3777				
	Active	HHW	Hennepin County Hhw	Hennepin County HHW	8100 JEFFERSON HWY NO.	BROOKLYN PARK	MN	55445	612-348-3777				
	Active	HHW	Hennepin County Hhw	Hennepin County HHW	1400 W. 96TH STREET	BLOOMINGTON	MN	55431	612-348-3777				
	Active	HHW	Hennepin County Hhw	Hennepin County HHW	8100 JEFFERSON HWY NO.	BROOKLYN PARK	MN	55445	612-348-3777				
	Inactive	HHW	Hennepin County Hhw	Hennepin County HHW			MN	00000					
	Active	HHW	Hennepin County Hhw	Hennepin County HHW	1400 W. 96TH STREET	BLOOMINGTON	MN	55431	612-348-3777				
	Inactive	HHW	Hennepin County Hhw	Hennepin County HHW			MN	00000					
	Active	HHW	Hennepin County Hhw	Hennepin County HHW	8100 JEFFERSON HWY NO.	BROOKLYN PARK	MN	55445	612-348-3777				
	Inactive	HVAC Contractor	Historicalplaceholder	Home Energy Squad		ST. PAUL	MN	55103					
	Inactive	Wholesaler	Historicalplaceholder	Undetermined		ST. PAUL	MN	00000					
	Inactive	HVAC Contractor	Historicalplaceholder	Center Point Energy		HAM LAKE	MN	55304					
	Inactive	HVAC Contractor	Historicalplaceholder	Minnegasco		HAM LAKE	MN	55304					
	Inactive	HVAC Contractor	Historicalplaceholder	Minnegasco		MINNEAPOLIS	MN	55419					
	Inactive	HVAC Contractor	Historicalplaceholder	Center Point Energy		HAM LAKE	MN	55304					
	Inactive	HVAC Contractor	Historicalplaceholder	Center Point Energy		ANOKA	MN	55304					
	Inactive	Wholesaler	Historicalplaceholder	Wedum Supply Co.		ALEXANDRIA	MN	56208					
	Inactive	HVAC Contractor	Historicalplaceholder	Reliant Energy		MINNEAPOLIS	MN	55419					
	Inactive	HVAC Contractor	Historicalplaceholder	Minnegasco		HAM LAKE	MN	55304					
	Inactive	Wholesaler	Historicalplaceholder	Pipeline Supply		HOPKINS	MN	55343					
	Inactive	HVAC Contractor	Historicalplaceholder	Minnegasco		MINNEAPOLIS	MN	55449					
	Inactive	HVAC Contractor	Historicalplaceholder	Reliant Energy		HAM LAKE	MN	55304					
	Inactive	HVAC Contractor	Historicalplaceholder	Minnegasco		MINNEAPOLIS	MN	55449					
	Inactive	HVAC Contractor	Historicalplaceholder	Minnegasco		ANDOVER	MN	55304					
	Inactive	Wholesaler	Historicalplaceholder	D C Sales Co.		MANKATO	MN	56001					
	Inactive	HVAC Contractor	Historicalplaceholder	Blaine Heating & Air Conditioning		HAM LAKE	MN	55304					
	Inactive	Wholesaler	Historicalplaceholder	D C Sales Co.		ALBERT LEA	MN	56007					
	Inactive	HVAC Contractor	Historicalplaceholder	Minnegasco		MPLS	MN	55419					
	Inactive	HVAC Contractor	Historicalplaceholder	Minnegasco		MINNEAPOLIS	MN	55419					
	Inactive	HVAC Contractor	Historicalplaceholder	Center Point Energy		HAM LAKE	MN	55304					
	Inactive	Wholesaler	Historicalplaceholder	Pipeline Supply		HOPKINS	MN	55343-0000					
	Inactive	HVAC Contractor	Historicalplaceholder	Minnegasco		MINNEAPOLIS	MN	55419					
	Inactive	HVAC Contractor	Historicalplaceholder	Minnegasco		MPLS	MN	55459					
	Inactive	HVAC Contractor	Historicalplaceholder	Minnegasco		BROOKLYN PARK	MN	55428					
	Inactive	Wholesaler	Historicalplaceholder	D C Sales Co		ALBERT LEA	MN	56007					
	Inactive	HVAC Contractor	Historicalplaceholder	Minnegasco		BROOKLYN PARK	MN	55428					
	Inactive	HVAC Contractor	Historicalplaceholder	Minnegasco		BURNSVILLE	MN	55337					
	Inactive	HVAC Contractor	Historicalplaceholder	Minnegasco		BKLYN.PK	MN	55428					
	Inactive	HVAC Contractor	Historicalplaceholder	Minnegasco		BURNS	MN	55337					
	Inactive	HVAC Contractor	Historicalplaceholder	Minnegasco		MPLS	MN	55459					
	Inactive	HVAC Contractor	Historicalplaceholder	Minnegasco		BKLYN.PK	MN	55428					
	Inactive	HVAC Contractor	Historicalplaceholder	Minnegasco		C. RAPIDS	MN	55433					
	Inactive	Wholesaler	Historicalplaceholder	Globe Inc.		MANKATO	MN	56001					

Minnesota

2022 Collection Location Summary Report

	Inactive	HVAC Contractor	Historicalplaceholder	Minnegasco		BKLYN.PK	MN	55428						
	Inactive	HVAC Contractor	Historicalplaceholder	Minnegasco		BKLYN PK	MN	55428						
	Inactive	Wholesaler	Historicalplaceholder	D C Sales Co.		MANKATO	MN	56001						
	Inactive	Wholesaler	Historicalplaceholder	D C Sales Co.		MANKATO	MN	56001						
	Inactive	HVAC Contractor	Historicalplaceholder	Minnegasco		ANOKA	MN	55304						
	Inactive	HVAC Contractor	Historicalplaceholder	Minnegasco		BKLYN.PK	MN	55428						
	Inactive	Wholesaler	Historicalplaceholder	Westburne Supply Co.		MANKATO	MN	56001						
	Inactive	HVAC Contractor	Historicalplaceholder	Minnegasco		MINNEAPOLIS	MN	55449						
	Inactive	HVAC Contractor	Historicalplaceholder	Minnegasco		MLPS	MN	55419						
	Inactive	HVAC Contractor	Historicalplaceholder	Minnegasco		ANOKA	MN	55304						
	Inactive	HVAC Contractor	Historicalplaceholder	Minnegasco		MPLS	MN	55419						
	Inactive	Wholesaler	Historicalplaceholder	Grand Rapids Supply		GRAND RAPIDS	MN	55744						
	Inactive	HVAC Contractor	Historicalplaceholder	Reliant Energy		ANDOVER	MN	55304						
	Inactive	HVAC Contractor	Historicalplaceholder	Minnegasco		COON RAPIDS	MN	55434						
	Inactive	HVAC Contractor	Historicalplaceholder	Center Point Energy		HAM LAKE	MN	55304						
	Inactive	Wholesaler	Historicalplaceholder	Pipeline Supply		HOPKINS	MN	55343						
	Inactive	HVAC Contractor	Historicalplaceholder	Minnegasco		MINNEAPOLIS	MN	55419						
	Inactive	HVAC Contractor	Historicalplaceholder	Minnegasco		MINNEAPOLIS	MN	55420						
	Inactive	HVAC Contractor	Historicalplaceholder	Minnegasco		MPLS.	MN	55441						
	Inactive	HHW	Honeywell	Honeywell - Hennipen County		BLOOMINGTON	MN	55431						
	Inactive	HHW	Honeywell	Honeywell - Hennipen County		BLOOMINGTON	MN	55431						
	Inactive	HHW	Honeywell	Honeywell - Hennipen County		BLOOMINGTON	MN	55431						
	Inactive	HHW	Honeywell	Honeywell - Hennipen County		BLOOMINGTON	MN	55431						
	Inactive	HHW	Honeywell	Honeywell - Hennipen County		BLOOMINGTON	MN	55431						
	Inactive	HHW	Honeywell	Honeywell - Hennipen County		MINNEAPOLIS	MN	55422						
M22001	Active	HHW	Hubbard County Solid Waste	Hubbard County Solid Waste	812 Henrietta Ave S	Park Rapids	MN	56470	(218) 732-9568	11/4/2022	0	125	0.8122	
	Inactive	Wholesaler	J H Larson Co - Closed	J H Larson Co - Closed	600 LAFAYETTE RD	ST PAUL	MN	55101						
	Inactive	Wholesaler	J H Larson Co - Closed	J H Larson Co - Closed	600 LAFAYETTE RD	ST PAUL	MN	55101						
	Inactive	Wholesaler	J H Larson Co - Closed	J H Larson Co - Closed	600 LAFAYETTE RD	ST PAUL	MN	55101						
	Inactive	Wholesaler	J H Larson Co-Closed	J H Larson Co-Closed	700 COLORADO AVE SO	GOLDEN VALLEY	MN	55416						
M17784	Active	Wholesaler	Johnson Controls	York Ulgp	1005 Berkshire Lane North	Plymouth	MN	55441	(763) 567-3948	10/18/2022	0	15	0.1488	
	Active	HVAC Contractor	Johnson Controls	Johnson Controls Minneapolis/Rochester Office	2605 Fernbrook Lane North	Plymouth	MN	55447	763-566-7650					
M11338	Active	Wholesaler	Johnstone Supply	Johnstone Supply Co	2550 WABASH AVENUE	ST PAUL	MN	55114	651-641-0602	6/1/2022	2612	15	16.306	
M10525	Active	Wholesaler	Johnstone Supply	Johnstone Supply Of Golden Valley	870 DECATUR AVE NORTH	GOLDEN VALLEY	MN	55427		9/15/2022	1	84	0.8494	
M10525	Active	Wholesaler	Johnstone Supply	Johnstone Supply Of Golden Valley	870 DECATUR AVE NORTH	GOLDEN VALLEY	MN	55427		11/21/2022	0	66	0.7874	
M10525	Active	Wholesaler	Johnstone Supply	Johnstone Supply Of Golden Valley	870 DECATUR AVE NORTH	GOLDEN VALLEY	MN	55427		3/15/2022	0	93	0.589	
M10525	Active	Wholesaler	Johnstone Supply	Johnstone Supply Of Golden Valley	870 DECATUR AVE NORTH	GOLDEN VALLEY	MN	55427		1/13/2022	0	96	0.744	
M10525	Active	Wholesaler	Johnstone Supply	Johnstone Supply Of Golden Valley	870 DECATUR AVE NORTH	GOLDEN VALLEY	MN	55427		6/30/2022	0	84	0.7316	
M10525	Active	Wholesaler	Johnstone Supply	Johnstone Supply Of Golden Valley	870 DECATUR AVE NORTH	GOLDEN VALLEY	MN	55427		10/25/2022	0	93	0.9424	
	Active	Wholesaler	Johnstone Supply	Johnstone Supply	3730 Quail Road NE	Sauk Rapids	MN	56379						
	Active	Wholesaler	Johnstone Supply	Johnstone Supply	1929 7th St NW	Rochester	MN	55901	507-780-1600					
	Active	Wholesaler	Johnstone Supply	Johnstone Supply	1929 7th St NW	Rochester	MN	55901	507-780-1600					
	Active	Wholesaler	Johnstone Supply	Johnstone Supply	1929 7th St NW	Rochester	MN	55901	507-780-1600					
	Active	Wholesaler	Johnstone Supply	Johnstone Supply	1929 7th St NW	Rochester	MN	55901	507-780-1600					
	Active	Wholesaler	Johnstone Supply	Johnstone Supply	1929 7th St NW	Rochester	MN	55901	507-780-1600					
	Active	Wholesaler	Johnstone Supply	Johnstone Supply	1929 7th St NW	Rochester	MN	55901	507-780-1600					
	Active	Wholesaler	Johnstone Supply	Johnstone Supply	1929 7th St NW	Rochester	MN	55901	507-780-1600					
	Active	Wholesaler	Johnstone Supply	Johnstone Supply	1929 7th St NW	Rochester	MN	55901	507-780-1600					
	Active	Wholesaler	Johnstone Supply	Johnstone Supply	1929 7th St NW	Rochester	MN	55901	507-780-1600					
	Active	Wholesaler	Johnstone Supply	Johnstone Supply	1929 7th St NW	Rochester	MN	55901	507-780-1600					
	Active	Wholesaler	Johnstone Supply	Johnstone Supply	1929 7th St NW	Rochester	MN	55901	507-780-1600					
	Active	Wholesaler	Johnstone Supply	Johnstone Supply	1929 7th St NW	Rochester	MN	55901	507-780-1600					
	Active	Wholesaler	Johnstone Supply	Johnstone Supply	1929 7th St NW	Rochester	MN	55901	507-780-1600					
	Active	Wholesaler	Johnstone Supply	Johnstone Supply	1929 7th St NW	Rochester	MN	55901	507-780-1600					
	Active	Wholesaler	Johnstone Supply	Johnstone Supply	1929 7th St NW	Rochester	MN	55901	507-780-1600					
	Active	Wholesaler	Johnstone Supply	Johnstone Supply	1929 7th St NW	Rochester	MN	55901	507-780-1600					
	Active	Wholesaler	Johnstone Supply	Johnstone Supply	1929 7th St NW	Rochester	MN	55901	507-780-1600					
	Active	Wholesaler	Johnstone Supply	Johnstone Supply	1929 7th St NW	Rochester	MN	55901	507-780-1600					
	Active	Wholesaler	Johnstone Supply	Johnstone Supply	1929 7th St NW	Rochester	MN	55901	507-780-1600					
	Active	Wholesaler	Johnstone Supply	Johnstone Supply	1929 7th St NW	Rochester	MN	55901	507-780-1600					
	Active	Wholesaler	Johnstone Supply	Johnstone Supply	1929 7th St NW	Rochester	MN	55901	507-780-1600					
	Active	Wholesaler	Johnstone Supply	Johnstone Supply	1929 7th St NW	Rochester	MN	55901	507-780-1600					
	Active	Wholesaler	Johnstone Supply	Johnstone Supply	1929 7th St NW	Rochester	MN	55901	507-780-1600					
	Active	Wholesaler	Johnstone Supply	Johnstone Supply	1929 7th St NW	Rochester	MN	55901	507-780-1600					
	Active	Wholesaler	Johnstone Supply	Johnstone Supply	1929 7th St NW	Rochester	MN	55901	507-780-1600					
	Active	Wholesaler	Johnstone Supply	Johnstone Supply	1929 7th St NW	Rochester	MN	55901	507-780-1600					
	Active	Wholesaler	Johnstone Supply	Johnstone Supply	1929 7th St NW	Rochester	MN	55901	507-780-1600					
	Active	Wholesaler	Johnstone Supply	Johnstone Supply	1929 7th St NW	Rochester	MN	55901	507-780-1600					
	Active	Wholesaler	Johnstone Supply	Johnstone Supply	1929 7th St NW	Rochester	MN	55901	507-780-1600					
	Active	Wholesaler	Johnstone Supply	Johnstone Supply	1929 7th St NW	Rochester	MN	55901	507-780-1600					
	Active	Wholesaler	Johnstone Supply	Johnstone Supply	1929 7th St NW	Rochester	MN	55901	507-780-1600					

Minnesota

2022 Collection Location Summary Report

	Active	Wholesaler	Johnstone Supply	Johnstone Supply	1929 7th St NW	Rochester	MN	55901	507-780-1600					
	Active	Wholesaler	Johnstone Supply	Johnstone Supply	1929 7th St NW	Rochester	MN	55901	507-780-1600					
	Active	Wholesaler	Johnstone Supply	Johnstone Supply	1929 7th St NW	Rochester	MN	55901	507-780-1600					
	Active	Wholesaler	Johnstone Supply	Johnstone Supply	1929 7th St NW	Rochester	MN	55901	507-780-1600					
	Active	Wholesaler	Johnstone Supply	Johnstone Supply	1929 7th St NW	Rochester	MN	55901	507-780-1600					
	Active	Wholesaler	Johnstone Supply	Johnstone Supply	1929 7th St NW	Rochester	MN	55901	507-780-1600					
	Active	Wholesaler	Johnstone Supply	Johnstone Supply	1929 7th St NW	Rochester	MN	55901	507-780-1600					
	Active	Wholesaler	Johnstone Supply	Johnstone Supply	1929 7th St NW	Rochester	MN	55901	507-780-1600					
	Active	Wholesaler	Johnstone Supply	Johnstone Supply	1929 7th St NW	Rochester	MN	55901	507-780-1600					
	Active	Wholesaler	Johnstone Supply	Johnstone Supply	1929 7th St NW	Rochester	MN	55901	507-780-1600					
	Active	Wholesaler	Johnstone Supply	Johnstone Supply	1929 7th St NW	Rochester	MN	55901	507-780-1600					
	Active	Wholesaler	Johnstone Supply	Johnstone Supply	1929 7th St NW	Rochester	MN	55901	507-780-1600					
	Active	Wholesaler	Johnstone Supply	Johnstone Supply	1929 7th St NW	Rochester	MN	55901	507-780-1600					
	Active	Wholesaler	Johnstone Supply	Johnstone Supply	1929 7th St NW	Rochester	MN	55901	507-780-1600					
	Active	Wholesaler	Johnstone Supply	Johnstone Supply	1929 7th St NW	Rochester	MN	55901	507-780-1600					
	Active	Wholesaler	Johnstone Supply	Johnstone Supply	1929 7th St NW	Rochester	MN	55901	507-780-1600					
	Active	Wholesaler	Johnstone Supply	Johnstone Supply	1929 7th St NW	Rochester	MN	55901	507-780-1600					
	Active	Wholesaler	Johnstone Supply	Johnstone Supply	1929 7th St NW	Rochester	MN	55901	507-780-1600					
	Inactive	Wholesaler	Johnstone Supply	Johnstone Supply (Closed)	1261 97th Ave. N.E.	Blaine	MN	55434	763-746-3550					
	Inactive	Wholesaler	Johnstone Supply	Johnstone Supply		MINNEAPOLIS	MN	55425-0000						
	Inactive	Wholesaler	Johnstone Supply	Johnstone Supply		MINNEAPOLIS	MN	55428						
	Active	Wholesaler	Johnstone Supply	Johnstone Supply	4415 Venture Avenue	Duluth	MN	55811						
	Inactive	Wholesaler	Johnstone Supply Co - Closed	Johnstone Supply Co - Closed	2680 E 81st Street - CLOSED	Bloomington	MN	55425						
M13700	Active	Other	Jr's Advanced Recycler's	Jr's Advanced Recycler's	10619 COURTHOUSE BLVD.	INVER GROVE HEIGHTS	MN	55077	651-454-9215	2/11/2022	0	116	0.7192	
M13700	Active	Other	Jr's Advanced Recycler's	Jr's Advanced Recycler's	10619 COURTHOUSE BLVD.	INVER GROVE HEIGHTS	MN	55077	651-454-9215	4/22/2022	0	97	0.651	
M13701	Active	Other	Jr's Advanced Recycler's	Jr's Advanced Recycler's	10619 COURTHOUSE BLVD.	INVER GROVE HEIGHTS	MN	55077	651-454-9215	3/17/2022	0	111	1.0168	
	Active	HHW	Kandiyohi County Hhw	Kandiyohi County HHW	1400 SW 22ND ST.	WILLMAR	MN	56201	320-231-3587					
M10329	Active	Wholesaler	Lennox	Lennox Industries Inc.	1475 Commerce Dr.	Mendota Heights	MN	55120	612-456-5399	6/16/2022	0	16	0.1178	
	Active	Wholesaler	Lennox	Lennox Industries Inc.	1475 Commerce Dr.	Mendota Heights	MN	55120	612-456-5399					
	Active	Wholesaler	Lennox	Lennox Industries Inc.	1475 Commerce Dr.	Mendota Heights	MN	55120	612-456-5399					
	Active	Wholesaler	Lennox	Lennox Industries Inc.	1475 Commerce Dr.	Mendota Heights	MN	55120	612-456-5399					
M17986	Active	Wholesaler	Lennox	Lennox Stores	7150 Boone Avenue North	Brooklyn Park	MN	55428	763-354-5735	3/14/2022	0	13	0.1178	
	Active	Wholesaler	Lennox	Lennox Parts Plus A227	7586 Washington Ave. South	Eden Prairie	MN	55344	612-335-8508					
	Active	Wholesaler	Lennox	Lennox Stores	7586 Washington Avenue S	Eden Prairie	MN	55344	(612) 335-8508					
	Active	HVAC Contractor	Lofgren Heating And Air Conditioning	Lofgren Heating And Air Conditioning	5708 Upper 147th Street W	Apple Valley	MN	55124	(952) 431-5811					
M20597	Active	Retailer	Luminaire Environmental	Luminaire Environmental	1									

Minnesota

2022 Collection Location Summary Report

[illegible]

Minnesota

2022 Collection Location Summary Report

[illegible]

Minnesota
2022 Collection Location Summary Report

	Active	HVAC Contractor	Mn Pollution Control Agency	Mn Pollution Control Agency	525 LAKE AVE SO., STE. 400	DULUTH	MN	55802					
	Active	HVAC Contractor	Mn Pollution Control Agency	Mn Pollution Control Agency	525 LAKE AVE SO., STE. 400	DULUTH	MN	55802					
	Active	HVAC Contractor	Mn Pollution Control Agency	Mn Pollution Control Agency	525 LAKE AVE SO., STE. 400	DULUTH	MN	55802					
	Active	HVAC Contractor	Mn Pollution Control Agency	Mn Pollution Control Agency	525 LAKE AVE SO., STE. 400	DULUTH	MN	55802					
	Active	HVAC Contractor	Mn Pollution Control Agency	Mn Pollution Control Agency	525 LAKE AVE SO., STE. 400	DULUTH	MN	55802					
	Active	HVAC Contractor	Mn Pollution Control Agency	Mn Pollution Control Agency	525 LAKE AVE SO., STE. 400	DULUTH	MN	55802					
	Active	HVAC Contractor	Mn Pollution Control Agency	Mn Pollution Control Agency	525 LAKE AVE SO., STE. 400	DULUTH	MN	55802					
	Active	HVAC Contractor	Mn Pollution Control Agency	Mn Pollution Control Agency	525 LAKE AVE SO., STE. 400	DULUTH	MN	55802					
	Active	HVAC Contractor	Mn Pollution Control Agency	Mn Pollution Control Agency	525 LAKE AVE SO., STE. 400	DULUTH	MN	55802					
	Active	HVAC Contractor	Mn Pollution Control Agency	Mn Pollution Control Agency	525 LAKE AVE SO., STE. 400	DULUTH	MN	55802					
	Active	HVAC Contractor	Mn Pollution Control Agency	Mn Pollution Control Agency	525 LAKE AVE SO., STE. 400	DULUTH	MN	55802					
	Active	HVAC Contractor	Northland Mechanical Contractors	Northland Mechanical Contractors	9001 SCIENCE CENTER DRIVE	NEW HOPE	MN	55428	612-720-2911				
	Active	HVAC Contractor	Northland Mechanical Contractors	Northland Mechanical Contractors	9001 SCIENCE CENTER DRIVE	NEW HOPE	MN	55428	612-720-2911				
	Active	HVAC Contractor	Northland Mechanical Contractors	Northland Mechanical Contractors	9001 SCIENCE CENTER DRIVE	NEW HOPE	MN	55428	612-720-2911				
	Inactive	HHW	Olmsted County Public Hw	Olmsted County Public Hw	305 SILVER CREEK RD NE	Rochester	MN	55906					
M12794	Active	HHW	Olmsted Hw	Olmsted Hw	305 SILVER CREEK ROAD N.E.	ROCHESTER	MN	55901	(507) 328-7078	9/30/2022	0	114	0.8432
	Active	HHW	Olmsted Hw	Olmsted Hw	305 SILVER CREEK ROAD N.E.	ROCHESTER	MN	55901	(507) 328-7078				
	Active	HHW	Olmsted Hw	Olmsted Hw	305 SILVER CREEK ROAD N.E.	ROCHESTER	MN	55901	(507) 328-7078				
	Active	HHW	Olmsted Hw	Olmsted Hw	305 SILVER CREEK ROAD N.E.	ROCHESTER	MN	55901	(507) 328-7078				
	Active	HHW	Olmsted Hw	Olmsted Hw	305 SILVER CREEK ROAD N.E.	ROCHESTER	MN	55901	(507) 328-7078				
M12587	Active	HHW	Otter Tail County Hhw	Otter Tail County HHW	1115 NORTH TOWER ROAD	FERGUS FALLS	MN	56537	218-736-2161	8/25/2022	0	11	0.0992
	Inactive	Wholesaler	Pameco Corp.	Pameco Corp		DULUTH	MN	55806					
	Inactive	Wholesaler	Pameco Corp.	Pameco Corp		ST. CLOUD	MN	56301					
	Inactive	Wholesaler	Pameco Corp.	Pameco Corp		DULUTH	MN	55806					
	Inactive	Wholesaler	Pameco Corp.	Pameco Corp		ST. CLD.	MN	56304					
	Inactive	Wholesaler	Pameco Corp.	Pameco Corp		DULUTH	MN	55803					
M13732	Active	HHW	Pope/Douglas Solid Waste Management	Pope Douglas Solid Waste Management	2115 SOUTH JEFFERSON	ALEXANDRIA	MN	56308	320-763-9340	3/11/2022	0	25	0.155
	Active	HVAC Contractor	Quality Heating & Air Services, Inc.	Quality Heating & Air Services, Inc.	12912 Ventura Court	Shakopee	MN	55379	(952) 403-1110				
	Inactive	Wholesaler	R. E. Michel Co.	R.E. Michel Company	775 Anderson Avenue	Saint Cloud	MN	56303	320-316-2735				
M17457	Active	Wholesaler	R. E. Michel Co.	R.E. Michel Company, Inc.	775 Anderson Avenue	Saint Cloud	MN	56303	320-316-2735	3/24/2022	0	95	0.651
M17423	Active	Wholesaler	R. E. Michel Co.	R.E. Michel Company, Inc.	17 N. 20th Avenue West	Duluth	MN	55806	218-464-6695	2/24/2022	0	89	0.5766
M17428	Active	Wholesaler	R. E. Michel Co.	R.E. Michel Company, Inc.	730 Decatur Avenue North	Golden Valley	MN	55427	763-450-7600	7/12/2022	0	0	0
M17428	Active	Wholesaler	R. E. Michel Co.	R.E. Michel Company, Inc.	730 Decatur Avenue North	Golden Valley	MN	55427	763-450-7600	6/20/2022	0	130	0.8122
M12117	Active	Wholesaler	Range Lp Gas	Range Lp Gas	102 S Hoover Road	Virginia	MN	55792	(218) 741-7393	3/17/2022	0	15	0.1054
	Active	Wholesaler	Rapids Rental & Supply	Rapids Rental & Supply	1887 E. Hwy 2	GRAND RAPIDS	MN	55744					
M01009	Active	Wholesaler	Refrigeration Heating Inc.	Refrigeration Heating Inc.	8217 Industrial Park Road	Baxter	MN	56425	218-828-7016	10/7/2022	0	52	0.4154
	Active	Wholesaler	Refrigeration Heating Inc.	Refrigeration Heating Inc.	8217 Industrial Park Road	Baxter	MN	56425	218-828-7016				
M21831	Active	Other	Resideo	Resideo	1985 Douglas Dr N	Golden Valley	MN	55422	952-303-2431	6/30/2022	0	21	0.2046
	Active	HHW	Rice County Hhw	Rice County HHW	3800 E. 145TH STREET	DUNDAS	MN	55019					
	Inactive	Wholesaler	Roberts Hamilton Co	Roberts Hamilton Co	6601 PARKWAY CIRCLE	BROOKLYN CENTER	MN	55430	612-544-1234				
	Inactive	Wholesaler	Roberts Hamilton Co	Roberts Hamilton Co.		G.V.	MN	55416					
	Inactive	Wholesaler	Roberts Hamilton Co	Roberts Hamilton Co		GOLDEN VALLEY	MN	55416					
M12077	Active	HVAC Contractor	S&R Heating, Cooling & Appliance Repair	S&R Heating, Cooling & Appliance Repair	4118 Hoffman Road	White Bear Lake	MN	55110	(651) 429-0001	10/28/2022	0	23	0.1426
M12421	Active	HVAC Contractor	Schwantes Heating	Schwantes Heating	6080 OREN AVE. N.	STILLWATER	MN	55082	651-439-3331	11/4/2022	0	55	0.3844
	Active	HVAC Contractor	Schwantes Heating	Schwantes Heating	6080 OREN AVE. N.	STILLWATER	MN	55082	651-439-3331				
M20220	Active	HHW	Scott County Hhw	Scott County HHW	600 COUNTRY TRAIL EAST, (MN HWY 282)	JORDAN	MN	55352	(952) 496-8366	2/7/2022	0	32	0.2542
	Active	HHW	Scott County Hhw	Scott County HHW	600 COUNTRY TRAIL EAST, (MN HWY 282)	JORDAN	MN	55352	(952) 496-8366				
	Inactive	HVAC Contractor	Sedgwick Heating & Air Conditioning	Sedgwick Heating & Air Conditioning	1408 Northland Drive	Mendota Heights	MN	55120	(952) 881-9000				
	Active	Wholesaler	Shurall Supply, Inc.	Shurall Supply, Inc.	9124 GRAND AVE. SOUTH	BLOOMINGTON	MN	55420	(952) 884-8266				
	Inactive	Wholesaler	Sid Harvey	Sid Harvey Industries	2023 W 1ST ST	DULUTH	MN	55806	218-720-6202				
	Inactive	Wholesaler	Sid Harvey	Sid Harvey Industries	2023 W 1ST ST	DULUTH	MN	55806	218-720-6202				
	Active	Wholesaler	Sid Harvey	Sid Harvey Industries	2023 W. 1ST ST	DULUTH	MN	55806	218-720-6202				
	Inactive	Wholesaler	Sid Harvey	Sid Harvey Industries	893 PIERCE BUTLER RTE	ST. PAUL	MN	55104	651-646-4843				
	Active	Wholesaler	Sid Harvey	Sid Harvey Industries	2023 W. 1ST ST	DULUTH	MN	55806	218-720-6202				
	Inactive	Wholesaler	Sid Harvey	Sid Harvey Industries	893 PIERCE BUTLER RTE	ST. PAUL	MN	55104	651-646-4843				
	Inactive	Wholesaler	Sid Harvey	Sid Harvey Industries	893 PIERCE BUTLER RTE	ST. PAUL	MN	55104	651-646-4843				
	Inactive	Wholesaler	Sid Harvey	Sid Harvey Industries	893 PIERCE BUTLER RTE	ST. PAUL	MN	55104	651-646-4843				
	Inactive	Wholesaler	Sid Harvey	Sid Harvey Industries	893 PIERCE BUTLER RTE	ST. PAUL	MN	55104	651-646-4843				
	Inactive	Wholesaler	Sid Harvey	Sid Harvey Industries	893 PIERCE BUTLER RTE	ST. PAUL	MN	55104	651-646-4843				
	Inactive	Wholesaler	Sid Harvey Industries-Closed	Sid Harvey Industries-Closed	601 N. Prior Ave.	ST PAUL	MN	55104	651-646-4843				
	Inactive	Wholesaler	Sid Harvey Industries-Closed	Sid Harvey Industries-Closed	601 N. Prior Ave.	ST PAUL	MN	55104	651-646-4843				
	Inactive	Wholesaler	Sid Harvey Industries-Closed	Sid Harvey Industries-Closed	601 N. Prior Ave.	ST PAUL	MN	55104	651-646-4843				
	Inactive	Wholesaler	Sid Harvey Industries-Closed	Sid Harvey Industries-Closed	601 N. Prior Ave.	ST PAUL	MN	55104	651-646-4843				
	Inactive	Wholesaler	South Shore Oil Heat Supply	South Shore Oil Heat Supply		MINNEAPOLIS	MN	55406					
	Active	HVAC Contractor	Southside Heating & Air Conditioning In	Southside Heating & Air Conditioning Inc.	10800 Normandale Blvd	Bloomington	MN	55437	(952) 884-2453				
	Active	HVAC Contractor	Southside Heating & Air Conditioning In	Southside Heating & Air Conditioning Inc.	10800 Normandale Blvd	Bloomington	MN	55437	(952) 884-2453				
	Inactive	HVAC Contractor	Springborn Heating	Springborn Heating	11350 St. Croix Trail No.	Stillwater	MN	55082	651-439-1519				
	Active	Wholesaler	S P S Companies, Inc.	S P S Companies, Inc.	8712 Crossing Dr	ST CLOUD	MN	56301-7402					
M01051	Active	Wholesaler	Sps Companies Inc.	Sps Companies Inc.	1201 N. RIVERFRONT DR.	MANKATO	MN	56001	507-387-5691	1/12/2022	0	108	0.713
	Active	Wholesaler	St. Hilaire Supply	St. Hilaire Supply	HWY. 32	ST. HILAIRE	MN	56754	218-964-5222				
	Active	Wholesaler	St. Hilaire Supply	St. Hilaire Supply	HWY. 32	ST. HILAIRE	MN	56754	218-964-5222				
M21622	Active	HHW	St. Louis County HHW Program	St. Louis County HHW Program	5345 Regional Landfill Road	Virginia	MN	55792	218-741-8831	1/10/2022	0	63	0.465
M12141	Active	HVAC Contractor	Standard Heating & Air Conditioning	Standard Heating & Air Conditioning	130 Plymouth Avenue N	Minneapolis	MN	55411	(612) 824-2656	3/17/2022	0	126	0.7936
M12141	Active	HVAC Contractor	Standard Heating & Air Conditioning	Standard Heating & Air Conditioning	130 Plymouth Avenue N	Minneapolis	MN	55411	(612) 824-2656	5/5/2022	0	72	0.4898
	Active	HVAC Contractor	Superior Heating, A/C, & Electric	Superior Heating, AC, & Electric	3731 Thurston Avenue NW	Anoka	MN	55303	(763) 422-1721				
	Active	HVAC Contractor	Superior Heating, A/C, & Electric	Superior Heating, AC, & Electric	3731 Thurston Avenue NW	Anoka	MN	55303	(763) 422-1721				
	Active	HVAC Contractor	Tnc Industries	Tnc Industries	7100 Medicine Lake Road	New Hope	MN	55427	763-559-0808				
M18470	Active	Wholesaler	Trane	Trane Parts	7860 12th Avenue South	Bloomington	MN	55425	612-581-1758	10/10/2022	0	12	0.1426
	Active	Wholesaler	Trane	Trane Supply	720 Vandalia St.	St. Paul	MN	55114					
	Active	Wholesaler	Trane	Trane Supply	720 vandalia Street	Saint Paul	MN	55115	612-581-1758				
	Active	Wholesaler	Trane	Trane Supply	720 Vandalia St.	St. Paul	MN	55114					
	Active	Wholesaler	Trane	Trane Supply	720 vandalia Street	Saint Paul	MN	55115	612-581-1758				
	Active	Wholesaler	Trane	Trane Supply	7860 12th Ave. S	Bloomington	MN	55425	952-693-2150				
	Inactive	HHW	Tri County St. Cloud Hhw - Closed	Tri County St. Cloud HHW - Closed	601 20TH AVE. N.	ST CLOUD	MN	56303	320-255-6140				

2022 Collection Location Summary Report

P10152	Inactive	Wholesaler	Tropic Supply Inc.	Tropic Supply Inc.		BLOOMINGTON	MN	55425											
M14121	Active	Wholesaler	United Refrigeration	United Refrigeration	2231 W. 1st ST	DULUTH	MN	55806	branch24@uri.com	6/20/2022	0	2	0.0372						
M20624	Active	Wholesaler	United Refrigeration	United Refrigeration	900 VANDALIA ST	SAINT PAUL	MN	55114	651-646-7461	6/21/2022	0	17	0.155						
	Active	Wholesaler	United Refrigeration	United Refrigeration	2043 GATEWAY BLVD	ARDEN HILLS	MN	55112	651-636-8861	6/23/2022	0	3	0.0186						
	Active	Wholesaler	United Refrigeration	United Refrigeration	2043 GATEWAY BLVD	ARDEN HILLS	MN	55112	651-636-8861										
	Active	Wholesaler	United Refrigeration	United Refrigeration	900 VANDALIA ST	SAINT PAUL	MN	55114	651-646-7461										
	Active	Wholesaler	United Refrigeration	United Refrigeration	9360 James Ave S.	Bloomington	MN	55431	952-881-1414										
	Active	Wholesaler	United Refrigeration	United Refrigeration	9360 James Ave S.	Bloomington	MN	55431	952-881-1414										
	Active	Wholesaler	United Refrigeration	United Refrigeration	2231 W. 1st ST	DULUTH	MN	55806	branch24@uri.com										
	Active	Wholesaler	United Refrigeration	United Refrigeration	2043 GATEWAY BLVD	ARDEN HILLS	MN	55112	651-636-8861										
	Active	Wholesaler	United Refrigeration	United Refrigeration	2043 GATEWAY BLVD	ARDEN HILLS	MN	55112	651-636-8861										
	Inactive	Wholesaler	Us Air Conditioning Distributors (USACD	Us Air Conditioning Distributors		DULUTH	MN	55807											
	Inactive	HHW	Wabasha County Solid Waste & Recyclir	Wabasha County Solid Waste & Recycling	HIGHWAY DEPT 821 HIAWATHA DR W	WABASHA	MN	55981	651-565-3366										
	Inactive	HHW	Washington County Hhw	Washington County HHW	4039 Cottage Grove Drive	Woodbury	MN	55129	651-430-6655										
	Inactive	HHW	Washington County Hhw	Washington County HHW		OAKDALE	MN	55128											
	Inactive	Wholesaler	Westburne Supply Co.-Closed	Westburne Supply Co.-Closed	4203 WEST SUPERIOR STREET	DULUTH	MN	55807	218-628-2844										
M13728	Active	HHW	Western Lake Superior Sanitary District	Western Lake Superior Sanitary District	2626 COURTLAND ST	DULUTH	MN	55806	(218) 722-0761	12/9/2022	0	92	0.5704						
	Active	HHW	Western Lake Superior Sanitary District	Western Lake Superior Sanitary District	2626 COURTLAND ST	DULUTH	MN	55806	(218) 722-0761										
M21439	Active	HHW	Western Lake Superior Sanitary District	Western Lake Superior Sanitary District	2626 COURTLAND ST	DULUTH	MN	55806	(218) 722-0761	1/25/2022	0	116	0.7564						
M12580	Active	HHW	Winona County Hhw	Winona County HHW	225 W. 2ND ST.	WINONA	MN	55987	507-457-6462	1/10/2022	0	80	0.5084						
	Active	Wholesaler	Winsupply Albert Lea Mn Co	Winsupply Albert Lea Mn Co	640 East 11th Street	Albert Lea	MN	56007	507-373-1155										
M13967	Active	Wholesaler	Winsupply Albert Lea Mn Co	Winsupply Albert Lea Mn Co	640 East 11th Street	Albert Lea	MN	56007	507-373-1155	10/21/2022	0	69	0.4588						
M13734	Active	HHW	Wright County Compost And Recycling F	Wright County Compost And Recycling Facility	505 COUNTY RD 37 NE	BUFFALO	MN	55313	320-963-5797	9/23/2022	0	16	0.0992						
	Prospective	Wholesaler	Zohoplaceholder	Allied Supply-Minneapolis	772 Kasota Ave. SE	Minneapolis	MN	55414											
	Prospective	Wholesaler	Zohoplaceholder	Bfs Heating & Cooling Inc.	16526 W 78th St	Eden Prairie	MN	55346											
	Prospective	Wholesaler	Zohoplaceholder	Krinkie's One Hour Heating And Air Conditioning	87 County Road East	Saint Paul	MN	55126											
	Prospective	Wholesaler	Zohoplaceholder	Ron's Mechanical, Inc	12010 Old Brick Yard Rd	Shakopee	MN	55379											
	Prospective	Wholesaler	Zohoplaceholder	Minnesota Heating & Air Conditioning Inc	10701 93rd Ave N	Maple Grove	MN	55369											
	Prospective	Wholesaler	Zohoplaceholder	Ed's Heating & Air, Inc.	1099 Pelto Path	Woodbury	MN	55129											
	Prospective	Wholesaler	Zohoplaceholder	Aurora Mechanical LLC.	6050 1-2 Concord Blvd	Inver Grove Heights	MN	55076											
	Prospective	Wholesaler	Zohoplaceholder	High Road Heating & Cooling Co.	6650 Winfield Cir N	Rockford	MN	55373											
	Prospective	Wholesaler	Zohoplaceholder	Avid Heating And Cooling LLC	7700 County Road 110 W	Minnetrista	MN	55364											
	Prospective	Wholesaler	Zohoplaceholder	Ductworks Htg & AC	6108 Olson Memorial Hwy	Golden Valley	MN	55422											
	Prospective	Wholesaler	Zohoplaceholder	Ditter Inc.	820 Tower Dr	Medina	MN	55340											
	Prospective	Wholesaler	Zohoplaceholder	Genz-Ryan AC, Heating, And Plumbing	2200 Hwy 13 W	Burnsville	MN	55337											
	Prospective	Wholesaler	Zohoplaceholder	Prescription Heating And Cooling LLC	2430 Hydrum Ave N	Oakdale	MN	55128											
	Prospective	Wholesaler	Zohoplaceholder	Abrahamson Heating	214-4TH STREET	PROCTOR	MN	55810											
	Prospective	Wholesaler	Zohoplaceholder	Precision Heating And Cooling, Inc.	3650 Chestnut Street North	Chaska	MN	55318											
	Prospective	Wholesaler	Zohoplaceholder	Bay West - Fridley	5201 E River Road	Fridley	MN												
	Prospective	Wholesaler	Zohoplaceholder	Metro Air Inc	16980 Welcome Ave SE	Prior Lake	MN	55372											
	Prospective	Wholesaler	Zohoplaceholder	Global Mechanical	17830 Concord Ct Nw	Elk River	MN	55330											
	Prospective	Wholesaler	Zohoplaceholder	Bob Boldt Hvac	4310 Trenton Trail	Eagan	MN	55123											

Minnesota
2022 Collection Location Bin Receipt

Bin Bar Code	Location Status	Location Type	Account: TRC Account Name	Name	Street	City	State	Zip Code	Contact Phone	Return Date	Number of Loose Switches	Number of Mercury Thermostats	Total Mercury Volume (lbs.)
M13967	Active	Wholesaler	Winsupply Albert Lea Mn Co	Winsupply Albert Lea Mn Co	640 East 11th Street	Albert Lea	MN	56007	507-373-1155	10/21/2022	0	69	0.4588
M13732	Active	HHW	Pope/Douglas Solid Waste Management	Pope Douglas Solid Waste Management	2115 SOUTH JEFFERSON	ALEXANDRIA	MN	56308	320-763-9340	3/11/2022	0	25	0.155
M20624	Active	Wholesaler	United Refrigeration	United Refrigeration	2043 GATEWAY BLVD	ARDEN HILLS	MN	55112	651-636-8861	6/23/2022	0	3	0.0186
M01009	Active	Wholesaler	Refrigeration Heating Inc.	Refrigeration Heating Inc.	8217 Industrial Park Road	Baxter	MN	56425	218-828-7016	10/7/2022	0	52	0.4154
M10100	Active	Wholesaler	Harry Alter Co./National Excelsior	Excelsior Mfg. & Supply	8756 W 35W SERVICE DR NE	BLAINE	MN	55449	763-780-8163	5/30/2022	0	87	0.6138
M12161	Active	Wholesaler	Johnstone Supply	Johnstone Supply	1401 W 94th St.	Bloomington	MN	55431	952-853-9898	11/28/2022	0	51	0.3162
M10529	Active	Wholesaler	Minnesota Air Inc.	Minnesota Air Inc.	6901 W. OLD SHAKOPEE RD.	BLOOMINGTON	MN	55438	952 918-8099	1/4/2022	0	89	0.7254
M18470	Active	Wholesaler	Trane	Trane Parts	7860 12th Avenue South	Bloomington	MN	55425	612-581-1758	10/10/2022	0	12	0.1426
M19497	Active	HHW	Crow Wing County Solid Waste Dept	Crow Wing County Solid Waste Dept	15728 STATE HIGHWAY 210	BRAINERD	MN	56401	(218) 824-1290	11/18/2022	0	25	0.1736
M17986	Active	Wholesaler	Lennox	Lennox Stores	7150 Boone Avenue North	Brooklyn Park	MN	55428	763-354-5735	3/14/2022	0	13	0.1178
M13734	Active	HHW	Wright County Compost And Recycling Facility	Wright County Compost And Recycling Facility	505 COUNTY RD 37 NE	BUFFALO	MN	55313	320-963-5797	9/23/2022	0	16	0.0992
M21414	Active	HVAC Contractor	Centerpoint Energy	Centerpoint Energy	9320 EVERGREEN BLVD. STE B	COON RAPIDS	MN	55433	612-861-8698	3/8/2022	0	104	0.6572
M12765	Active	HVAC Contractor	Centerpoint Energy	Center Point Energy	10511 HANSON BLVD	COON RAPIDS	MN	55433	(763) 754-4194	1/28/2022	0	57	0.3844
M12618	Active	Wholesaler	Minnesota Air Inc.	Minnesota Air Inc.	5524 LAKELAND AVE N	CRYSTAL	MN	55429	952-918-8105	6/21/2022	0	8	0.0868
M21671	Active	Wholesaler	Goodin Company	Goodin Company	4524 VENTURE CIRCLE	DULUTH	MN	55811	218-727-6670	4/7/2022	0	15	0.093
M17423	Active	Wholesaler	R. E. Michel Co.	R. E. Michel Company, Inc.	17 N. 20th Avenue West	Duluth	MN	55806	218-464-6695	2/24/2022	0	89	0.5766
P10152	Active	Wholesaler	United Refrigeration	United Refrigeration	2231 W. 1st ST	DULUTH	MN	55806	branch24@uri.com	6/20/2022	0	2	0.0372
M13728	Active	HHW	Western Lake Superior Sanitary District	Western Lake Superior Sanitary District	2626 COURTLAND ST	DULUTH	MN	55806	(218) 722-0761	12/9/2022	0	92	0.5704
M21439	Active	HHW	Western Lake Superior Sanitary District	Western Lake Superior Sanitary District	2626 COURTLAND ST	DULUTH	MN	55806	(218) 722-0761	1/25/2022	0	116	0.7564
M12587	Active	HHW	Otter Tail County Hhw	Otter Tail County HHW	1115 NORTH TOWER ROAD	FERGUS FALLS	MN	56537	218-736-2161	8/25/2022	0	11	0.0992
M15552	Active	HVAC Contractor	Centerpoint Energy	Centerpoint Energy	6161 Golden Valley Rd	Golden Valley	MN	55422		7/20/2022	0	138	0.868
M10525	Active	Wholesaler	Johnstone Supply	Johnstone Supply Of Golden Valley	870 DECATUR AVE NORTH	GOLDEN VALLEY	MN	55427		9/15/2022	1	84	0.8494
M10525	Active	Wholesaler	Johnstone Supply	Johnstone Supply Of Golden Valley	870 DECATUR AVE NORTH	GOLDEN VALLEY	MN	55427		11/21/2022	0	66	0.7874
M10525	Active	Wholesaler	Johnstone Supply	Johnstone Supply Of Golden Valley	870 DECATUR AVE NORTH	GOLDEN VALLEY	MN	55427		3/15/2022	0	93	0.589
M10525	Active	Wholesaler	Johnstone Supply	Johnstone Supply Of Golden Valley	870 DECATUR AVE NORTH	GOLDEN VALLEY	MN	55427		1/13/2022	0	96	0.744
M10525	Active	Wholesaler	Johnstone Supply	Johnstone Supply Of Golden Valley	870 DECATUR AVE NORTH	GOLDEN VALLEY	MN	55427		6/30/2022	0	84	0.7316
M10525	Active	Wholesaler	Johnstone Supply	Johnstone Supply Of Golden Valley	870 DECATUR AVE NORTH	GOLDEN VALLEY	MN	55427		10/25/2022	0	93	0.9424
M17428	Active	Wholesaler	R. E. Michel Co.	R. E. Michel Company, Inc.	730 Decatur Avenue North	Golden Valley	MN	55427	763-450-7600	7/12/2022	0	0	0
M17428	Active	Wholesaler	R. E. Michel Co.	R. E. Michel Company, Inc.	730 Decatur Avenue North	Golden Valley	MN	55427	763-450-7600	6/20/2022	0	130	0.8122
M21831	Active	Other	Resideo	1985 Douglas Dr N	Golden Valley	MN	55422	952-303-2431	6/30/2022	0	21	0.2046	
M12194	Active	HVAC Contractor	Air Mechanical, Inc.	Air Mechanical, Inc.	16411 Aberdeen Street NE	Ham Lake	MN	55304	763-691-7942	3/31/2022	0	29	0.1798
M13733	Active	HHW	Mcleod County Hhw Facility	Mcleod County HHW Facility	1065 5TH AVE SE	HUTCHINSON	MN	55350	320-234-4319	11/2/2022	0	31	0.2046
M13700	Active	Other	Jr's Advanced Recycler's	Jr's Advanced Recycler's	10619 COURTHOUSE BLVD.	INVER GROVE HEIGHTS	MN	55077	651-454-9215	2/11/2022	0	116	0.7192
M13700	Active	Other	Jr's Advanced Recycler's	Jr's Advanced Recycler's	10619 COURTHOUSE BLVD.	INVER GROVE HEIGHTS	MN	55077	651-454-9215	4/22/2022	0	97	0.651
M13701	Active	Other	Jr's Advanced Recycler's	Jr's Advanced Recycler's	10619 COURTHOUSE BLVD.	INVER GROVE HEIGHTS	MN	55077	651-454-9215	3/17/2022	0	111	1.0168
M20220	Active	HHW	Scott County Hhw	Scott County HHW	600 COUNTRY TRAIL EAST, (MN HWY 282)	JORDAN	MN	55352	(952) 496-8366	2/7/2022	0	32	0.2542
M01051	Active	Wholesaler	Sps Companies Inc.	Sps Companies Inc.	1201 N. RIVERFRONT DR.	MANKATO	MN	56001	507-387-5691	1/12/2022	0	108	0.713
M10329	Active	Wholesaler	Lennox	Lennox Industries Inc.	1475 Commerce Dr.	Mendota Heights	MN	55120	612-456-5399	6/16/2022	0	16	0.1178
M15554	Active	HVAC Contractor	Centerpoint Energy	Centerpoint Energy	501 WEST 61ST ST.	MINNEAPOLIS	MN	55419		8/18/2022	0	57	0.3596
M12141	Active	HVAC Contractor	Standard Heating & Air Conditioning	Standard Heating & Air Conditioning	130 Plymouth Avenue N	Minneapolis	MN	55411	(612) 824-2656	3/17/2022	0	126	0.7936
M12141	Active	HVAC Contractor	Standard Heating & Air Conditioning	Standard Heating & Air Conditioning	130 Plymouth Avenue N	Minneapolis	MN	55411	(612) 824-2656	5/5/2022	0	72	0.4898
M20037	Active	HHW	Clay County Household Hazardous Waste	Clay County Household Hazardous Waste Facility	2729 Hwy 10 E	Moorhead	MN	56560	218-299-5077	11/11/2022	0	6	0.0372
M15038	Active	HVAC Contractor	Gag Sheet Metal, Inc.	Gag Sheet Metal, Inc.	1500 N Front St	New Ulm	MN	56073	507-354-3813	6/21/2022	0	45	0.4836
M21253	Active	HHW	Chicago County Hhw	Chicago County HHW	39649 Grand Avenue	North Branch	MN	55056	651-213-8920	1/13/2022	0	22	0.1612
M12196	Active	HVAC Contractor	Heating & Cooling Two Inc.	Heating & Cooling Two Inc.	18550 County Road 81	Osseo	MN	55369	(763) 428-3677	12/8/2022	0	22	0.1488
M22001	Active	HHW	Hubbard County Solid Waste	Hubbard County Solid Waste	812 Henrietta Ave S	Park Rapids	MN	56470	(218) 732-9568	11/4/2022	0	125	0.8122
M10163	Active	Wholesaler	Gustave A Larson	Gustave A. Larson Co	13200 10th AVE NORTH	Plymouth	MN	55441	763-546-9508	4/11/2022	0	74	0.4836
M10192	Active	Wholesaler	Gustave A Larson	Gustave A. Larson Co	13200 10th AVE NORTH	Plymouth	MN	55441	763-546-9508	2/28/2022	0	81	0.5766
M17784	Active	Wholesaler	Johnson Controls	York Ugg	1005 Berkshire Lane North	Plymouth	MN	55441	(763) 567-3948	10/18/2022	0	15	0.1488
M20597	Active	Retailer	Luminaire Environmental	Luminaire Environmental	14930 28th Ave.	Plymouth	MN	55447	(763) 244-3444	2/16/2022	0	3	0.0186
M12794	Active	HHW	Olmsted Hw	Olmsted Hw	305 SILVER CREEK ROAD N.E.	ROCHESTER	MN	55901	(507) 328-7078	9/30/2022	0	114	0.8432
M12315	Active	Wholesaler	Allied Supply Co., Inc.	Allied Supply	2250 Terminal Road	Roseville	MN	55113	612-378-7500	8/23/2022	0	3	0.0434
M17457	Active	Wholesaler	R. E. Michel Co.	R. E. Michel Company, Inc.	775 Anderson Avenue	Saint Cloud	MN	56303	320-316-2735	3/24/2022	0	95	0.651
M10446	Active	Wholesaler	Ace Supply Co Inc	Ace Supply Co Inc	4749 OLD HWY 8, SUITE 100	Saint Paul	MN	55112	952-929-1618	12/14/2022	0	63	0.5518
M10446	Active	Wholesaler	Ace Supply Co Inc	Ace Supply Co Inc	4749 OLD HWY 8, SUITE 100	Saint Paul	MN	55112	952-929-1618	6/15/2022	0	76	0.4774
M10319	Active	Wholesaler	Ace Supply Co Inc	Ace Supply Co Inc	4749 OLD HWY 8, SUITE 100	Saint Paul	MN	55112	952-929-1618	11/11/2022	1360	43	8.7234
M19261	Active	Wholesaler	Building Controls Group	Building Controls Group	2300 Myrtle Avenue	Saint Paul	MN	55114	651-289-1310	4/8/2022	0	12	0.0992
M16878	Active	HVAC Contractor	Center For Energy And Environment	Center For Energy And Environment	1754 University Avenue West	Saint Paul	MN	55104	(651) 789-5718	3/15/2022	0	167	1.2086
M14121	Active	Wholesaler	United Refrigeration	United Refrigeration	900 VANDALIA ST	SAINT PAUL	MN	55114	651-646-7461	6/21/2022	0	17	0.155
M21288	Active	Wholesaler	Goodin Company	Goodin Company Whs 5	5205 FOUNDRY CIRCLE	ST CLOUD	MN	56303	612-259-6086	3/21/2022	162	128	1.891
M10258	Active	Wholesaler	Gustave A Larson	Gustave A. Larson Co	525 APOLLO AVE. N.E. SUITE 1	ST CLOUD	MN	56304	320-654-9874	5/12/2022	0	142	0.8804
M21659	Active	Wholesaler	Gustave A Larson	Gustave A. Larson Co	525 APOLLO AVE. N.E. SUITE 1	ST CLOUD	MN	56304	320-654-9874	3/9/2022	0	153	1.0602
M10336	Active	Wholesaler	Minvalco	Minvalco	3340 GORHAM AVE	ST LOUIS PARK	MN	55426	(952) 920-0131	6/20/2022	0	18	0.1302
M10463	Active	Wholesaler	Minvalco	Minvalco	3340 GORHAM AVE	ST LOUIS PARK	MN	55426	(952) 920-0131	7/6/2022	0	11	0.1364
M12145	Active	HVAC Contractor	Bay West Inc	Bay West Inc	5 Empire Drive	ST PAUL	MN	55103	651-291-0456	4/22/2022	0	66	0.4464
M12145	Active	HVAC Contractor	Bay West Inc	Bay West Inc	5 Empire Drive	ST PAUL	MN	55103	651-291-0456	7/25/2022	0	80	0.62
M17270	Active	HHW	Dakota County Recycling Zone	Dakota County Recycling Zone	3365 Dodd Road	St Paul	MN	55121	651-905-4520	9/19/2022	227	101	2.139
M17270	Active	HHW	Dakota County Recycling Zone	Dakota County Recycling Zone	3365 Dodd Road	St Paul	MN	55121	651-905-4520	3/25/2022	0	102	0.6882
M11338	Active	Wholesaler	Johnstone Supply	Johnstone Supply Co	2550 WABASH AVENUE	ST PAUL	MN	55114	651-641-0602	6/1/2022	2612	15	16.306
M12421	Active	HVAC Contractor	Schwantes Heating	Schwantes Heating	6080 OREN AVE. N.	STILLWATER	MN	55082	651-439-3331	11/4/2022	0	55	0.3844
M12117	Active	Wholesaler	Range LP Gas	Range LP Gas	102 S Hoover Road	Virginia	MN	55792	(218) 741-7393	3/17/2022	0	15	0.1054
M21622	Active	HHW	St. Louis County HHW Program	St. Louis County HHW Program	5345 Regional Landfill Road	Virginia	MN	55792	218-741-8831	1/10/2022	0	63	0.465
M12077	Active	HVAC Contractor	S&R Heating, Cooling & Appliance Repair	S&R Heating, Cooling & Appliance Repair	4118 Hoffman Road	White Bear Lake	MN	55110	(651) 429-0001	10/28/2022	0	23	0.1426
M12580	Active	HHW	Winona County Hhw	Winona County HHW	225 W. 2ND ST.	WINONA	MN	55987	507-457-6462	1/10/2022	0	80	0.5084