

2022 ANNUAL REPORT

CONNECTICUT


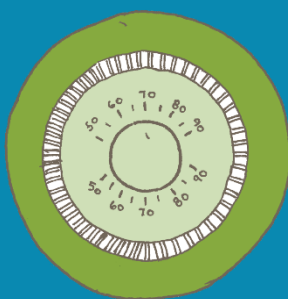


TABLE OF CONTENTS

Thermostat Recycling Corporation Governance _____	3
Thermostat Recycling Corporation Board Members _____	3
Thermostat Recycling Corporation Dues Paying Members _____	3
Thermostat Recycling Corporation Staff _____	3
Letter From The Executive Director _____	4
CONNECTICUT _____	5
2022 Collections by Brand _____	6
2022 Summary of the Program Expenses _____	8
2022 Education and Outreach _____	9
2023 Program Modifications _____	23
Contact Information _____	24
Appendices _____	25

THERMOSTAT RECYCLING CORPORATION GOVERNANCE

Thermostat Recycling Corporation Board Members

Arnie Meyer (Chairman)
Resideo / Honeywell Home (f/k/a Honeywell)

Charles Ketterer (Vice-Chairman)
Emerson Technologies (White Rodgers)

Bob Johnson (Treasurer)
Lennox Industries

Thermostat Recycling Corporation Dues Paying Members

Bard Manufacturing Company, Inc.	ITT Inc.
Burnham LLC	Johnson Controls
Carrier Corporation	Lennox International Inc.
Chromalox, Inc.	Google
ClimateMaster, Inc.	Nortek Global HVAC, LLC
Crane Company	Rheem Manufacturing Company
Daikin Applied (McQuay)	Schneider Electric USA, Inc.
Dwyer Instruments, Inc.	Taco, Inc.
ecobee	The Marley-Wylain Company
Empire Comfort Systems	TPI Corporation
General Electric Company	Trane Residential Systems
Goodman Distribution, Inc.	Uponor, Inc.
Ademco Inc., wholly owned subsidiary of Resideo Technologies, Inc. (Honeywell Home)	W. W. Grainger, Inc.
Hunter Fan Company	White Rodgers, a division of Emerson Electric Co.

Thermostat Recycling Corporation Staff

Ralph Vasami
Executive Vice President

Danielle Myers
Executive Director

Mariel Nelson
Operations Administrator

LETTER FROM THE EXECUTIVE DIRECTOR

As we move forward, it becomes increasingly difficult to maintain the same level of mercury thermostat collections because we continue to make strides toward eliminating every last mercury thermostat. We are dedicated to fulfilling TRC's mission to promote the safe collection and proper disposal of mercury-containing thermostats while keeping mercury out of the waste stream in order to protect the environment.

As existing regulations around manufacturer funded mercury thermostat collections sunset, we remain steadfast in our efforts and will continue to collect mercury containing thermostats in all 48 contiguous states. We appreciate that legislators recognize our decades of effort and success.

TRC will continue to target mercury thermostat collections and work with our partners in the HVAC industry, the waste sector, the energy sector, and the regulatory community to achieve positive results. As you might expect, our numbers will decrease because of our previous successes, but our diligence and dedication remain.

We are happy to provide you with this year's annual report. Please do not hesitate to contact us with comments or questions.

Sincerely,



Danielle Myers, Executive Director



Ralph Vasami, Executive Vice President

CONNECTICUT

2022 Collections by Brand

In Connecticut, Thermostat Recycling Corporation (TRC) recovered the equivalent of 2,360 mercury thermostats from 2,216 whole mercury thermostats plus 165 mercury switches removed from thermostats. A total of 16.8 pounds of mercury was diverted from solid waste. *Please note the explanation of the converted thermostats or thermostat equivalents below.¹ An example of the mercury ampoule is shown below.



As required by the state statute, a table of thermostat brand holders with their corresponding thermostats, the number of switches and the pounds of mercury recycled is below. It is important to note that there remain non-members whose thermostats the TRC collection program recycles. They are listed in the table as “Non-Member Brands”.

¹ A mercury thermostat contains a variable amount of mercury ampoules or “switches” attached to the subbase of the thermostat. These glass ampoules often are collected in the recycling container without the intact thermostat attached to them. TRC collects and counts these loose ampoules and recycles them. To derive the converted thermostat or thermostat equivalent, the program takes the following calculations to develop the converted thermostat or thermostat equivalent. First, TRC will count the total whole (intact) thermostats collected in the recycling bins. From these units, there is an intact ampoules count. TRC then takes the intact ampoules divided by the whole (intact) thermostats or otherwise known as the conversion ratio. After the conversion ratio is calculated, TRC will multiply the loose mercury switches by the conversion ratio. Lastly, we add this result to the whole (intact) thermostats to produce the converted thermostats or thermostat equivalents.

Brand Holder	Thermostats	Count Switches	Pounds of Mercury
Bard Manufacturing Corporation	0	0	0
Burnham Holdings, Inc	0	0	0
Carrier Corporation	3	7	0.0434
Chromalox	0	0	0
Climate Master, Inc.	0	0	0
Crane Company	0	0	0
Daikin Applied	0	0	0
Dwyer Instruments	0	0	0
ecobee	0	0	0
Emerson Electric Corporation/White Rodgers	134	144	0.8928
Empire Comfort Systems	0	0	0
General Electric Corporation	2	4	0.0248
Goodman Global	0	0	0
Honeywell Home	2053	2350	14.57
Hunter Fan Company	0	0	0
ITT Corporation	1	1	0.0062
Lennox International Inc.	6	12	0.0744
Marley-Wylain Company	0	0	0
Nest	0	0	0
Nortek Global HVAC	0	0	0
Rheem Manufacturing Company	0	0	0
Schneider Electric (Invensys Controls)	2	2	0.0124
STLPC Corporation (f/k/a Lux Products Corporation)	1	1	0.0062
Taco Comfort Solutions	0	0	0
TPI Corporation	0	0	0
Trane Residential Systems	10	21	0.1302
Uponor, Inc.	0	0	0
Vaillant Corporation	0	0	0
W. W. Grainger	0	0	0
York/Johnson Controls	0	0	0
Non-Member Brands			
American Stabilis	4	4	0.0248
NOM (Manufacturer not identifiable)			
Loose Switches	0	165	1.023
Total	2,216	2,711	16.8082

2022 Summary of the Program Expenses

Below is a summary of program expenses for the Connecticut collection program in 2022. 2022 program expenses (reported in the annual report) are unaudited and are for management purposes only. Prior to submittal of this annual report, the expenses were reviewed by Kellen Company.

Program Component	2021	2022	Difference
Direct Expense for Marketing & Outreach	\$ 7,446.08	\$ 7,982.67	\$ 536.59
Incentive/Promotional Payments			\$ -
Legal			\$ -
New Collection Containers			\$ -
Recycling Costs	\$ 11,600.70	\$ 7,098.54	\$ (4,502.16)
Travel			\$ -
TRC Staff & Administration	\$ 17,397.83	\$ 18,104.25	\$ 706.42
Total Expenses	\$ 36,444.61	\$ 33,185.46	\$ (3,259.15)

2022 Education and Outreach

Direct Marketing (Email, Mail, Other Communications)

Current Collection Locations

Small Pails and Green Bins

In 2022, TRC shipped 76 small pails to collection points around the country. We also shipped 201 new green bins. In comparison, the program shipped 236 new green bins in 2021 and 47 small pails². Collection locations either requested the new pail when they signed up to participate in the program or chose to switch out their bin with a pail due to decreased collections. The large green bins which have been the staple of the program continued to be replenished as they were returned for processing. Because the containers are reused and bar coded, we anticipate that the request for new containers will decrease as the program continues.

- Of the totals provided, TRC shipped one new small pail and 5 new large bins in the state.

Collection Location Outbound Phone Calls

Our outbound phone calls have been branded internally as the “Miss You Call” process. These calls promote collection container returns and serve as a reminder to locations that have not returned any thermostats. TRC allocates these “miss you calls” to collection sites that have not returned a container in over a year. These calls serve as a friendly customer service check to see if any of the program materials need to be replenished or if missing containers need to be replaced. In total, the program called 1,922 current collection locations in 2022, compared to 3,113 in 2021. The decline in the number of calls completed is a positive sign that more locations were returning a bin without being prompted in 2022, and therefore did not require a “Miss You Call”.

- Completed 165 calls to encourage shipping the recycling container compared to 146 a year prior. A copy of the locations called can be found in the Appendix.

² New bin orders coincide with accounts that open new stores, move or lose their existing containers.

Collection Location Postcards

Postcards are sent to all locations that have not returned a container in the past year. These postcards serve as a reminder to locations and assist with updating addresses in the database. In 2022, TRC mailed 12,425 postcards.

- Mailed 401 reminder postcards compared to 448 a year prior.

Collection Location Emails

TRC emailed locations three weeks after receiving a postcard to encourage them to directly ship the recycling container. These emails contain step-by-step instructions for shipping and direct contact information for missing shipping labels or further questions. In 2022, TRC emailed 3,682 locations.

- Emailed 67 collection locations three weeks after receiving the reminder postcard to ship their container.

Collection Location Site Visits

Throughout the year, our team completed 1,042 site visits in numerous states. The purpose of site visits is to inform the location of the requirements of participation, what specifically the statute requires of them, assist with shipment of the recycling container, and to answer any questions they may have. We often gather valuable information during the site visit which is used to enhance TRC's outreach and update the database with current contact details.


- Visited 21 collection locations compared to 35 in 2021. A copy of the sites visited can be found in the Appendix.

HVAC Industry

The HVAC industry is our most productive and most engaged channel for recycling mercury containing thermostats. We consider this industry to be the manufacturers, wholesale distributors, and contractors which are intimately involved with the recovery of mercury thermostats. TRC took the following actions:






- ACHR News Podcast featured TRC on their podcast in February of 2022.

<https://www.achrnews.com/media/podcasts/2904-achr-news-podcast/play/488-thermostat-recycling>




Thermostat Recycling

▶ Play

Duration: 9:00
02-21-2022

Danielle Myers from the Thermostat Recycling Corporation (TRC) stops by the podcast to talk about the importance of properly disposing the old mercury thermostats.

 [Download](#)

- Continued the “Banish Mercury Off the Planet” (BMOP) Competition encouraging all HARDI wholesalers to compete through collections. Included direct marketing to over 17,000 individual HARDI members.
 - The annual competition recovered 211 pounds of mercury from 66 HVAC wholesalers. More than 530 branch locations returned collection bins during the contest period.



Property Management Industry

This year, TRC continued to partner with Progress Residential, one of the largest providers of single-family rental homes in the United States, with over 66,000 homes in 29 of the nation's fastest growing metro areas. The property management company is in the process of retrofitting hundreds of homes' thermostats, and we have provided free recycling containers for their use to recycle the mercury thermostats they are replacing.

Waste Related Sector and Household Hazardous Waste (HHW) Industry

The waste-related sector remains an important sector for TRC to target individuals and those residents performing DIY thermostat installations. These attempts were to gain new collection locations, form better relationships with the audience and raise overall awareness of the TRC program. As a result of these learnings, TRC took the following actions:


- Scoured google alerts for HHW events to target phone call or email outreach to encourage them to use the program. Sent 34 emails to facilities, offering a free container.

Advertising and Awareness


Website

TRC's redesigned website has now been active for a year. We experience better statistics around website traffic and visitors, which will be detailed below. To keep the website fresh, blogs and press releases are posted monthly and shared with our many stakeholders.


Latest News




Ten Bin Club Members January 2023
Posted February 15, 2023



Thermostat Recycling Corp.'s Collections Decrease as Fewer Mercury-Containing Thermostats Remain to be Collected
Posted February 10, 2023



A New Year's Resolution and Another State Sunset
Posted February 1, 2023



Ten Bin Club Members December 2022
Posted January 17, 2023

VIEW ALL NEWS

Earned Media

MONTH	MEDIUM	EARNED MEDIA
February	Podcast	ACHR News Podcast featured Thermostat Recycling with TRC

Press Releases

MONTH	RELEASE
January	Thermostat Recycling Corp.'s Mercury-Containing Thermostat Collection Up Nearly 5%
January	TRC's Mercury-Containing Thermostat Collection Up Nearly 5%
April	Thermostat Recycling Corp. Sponsors Banish Mercury Off the Planet Contest
May	Thermostat Recycling Contest Begins for 2022
August	Johnstone Supply Leads TRC's Banish Mercury Off the Planet Contest
October	Oct. 24 is Recycle Your Mercury Thermostat Day
December	Johnstone Supply, Progress Supply and Allied Refrigeration Earn Banish Mercury Off the Planet 2022 Awards

[Blogs](#)

MONTH	BLOG
January	It's New Year's Resolution Time And ...
February	Thermostat Questions You Always Had But Didn't Ask
April	Happy Earth Day
May	Recycling Trends: What to Expect
June	Check Out the View
August	Banishing Mercury Off the Planet?
August	Johnstone Supply Leads TRC's Banish Mercury Off the Planet Contest
September	The Ten Bin Club
October	Thermostat Recycling Corp. Is 24 on the 24th
December	TRC & Why The Media Matters
December	Why The HARDI Conference is Important

Print Advertising

ACHR News

Field Served: All branches of the air conditioning, heating and refrigeration industry (residential, commercial, and industrial) including contractors, dealers, distributors, wholesalers, manufacturers, consulting engineers and architects, public utilities, government agencies and associations, exporters and importers, industrial and commercial buyers and users, libraries, schools, students and others allied to the field.

- Advertisement Specs: Six 2/3 page, 4c
- Circulation: 25,720 (National)
 - California: 1,755
 - Connecticut: 316
 - Illinois: 1,138
 - Iowa: 270
 - Maine: 107
 - Massachusetts: 772
 - Minnesota: 605
 - New Hampshire: 159
 - New York: 1,268
 - Pennsylvania: 1,141
 - Vermont: 43
 - Rhode Island: 74
- Issues
 - January 2022
 - March 2022
 - May 2022
 - August 2022
 - November 2022

Buildings Magazine

Field Served: Building owners and facilities management professionals in business development and management firms, office, education, healthcare, retail, hospitality, and government. Professionals involved in the development, construction, modernization, and management of buildings.

- Advertisement Specs: Two full page; One full spread, 4c
- Circulation: 146,458 (National)
 - California: 14,991
 - Connecticut: 2,344
 - Illinois: 7,072
 - Iowa: 2,028
 - Maine: 725
 - Massachusetts: 4,371
 - Minnesota: 3,004
 - New Hampshire: 763
 - New York: 10,479
 - Pennsylvania: 7,027
 - Vermont: 367
 - Rhode Island: 516
- Issues
 - January/February 2022
 - March/April 2022
 - November/December 2022

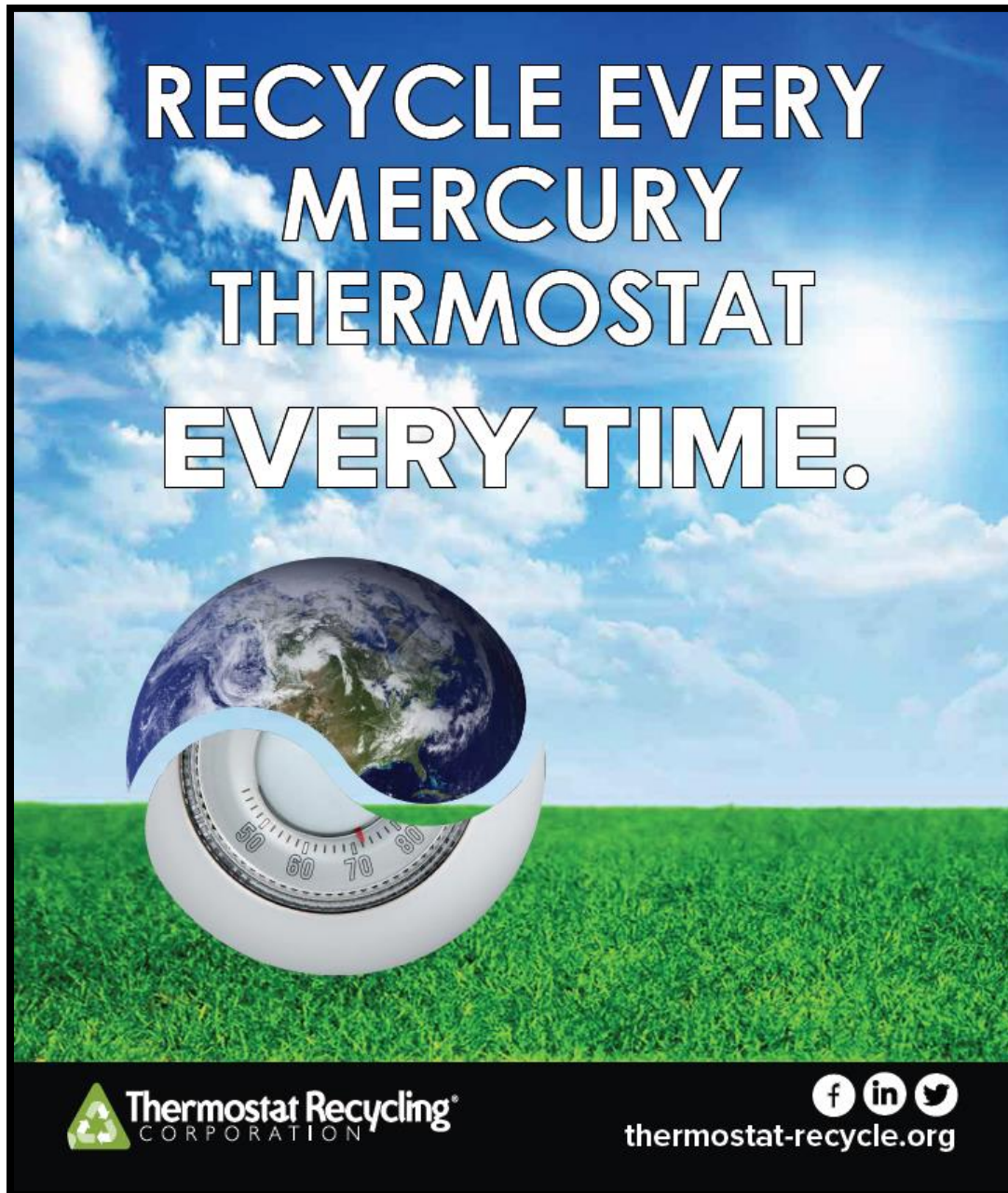
HVACR Business

Field served: commercial, residential and industrial contractors and distributors in the heating, cooling, ventilation and refrigeration industries.

- Advertisement Specs: Three 1/2 page, 4c
- Circulation: 31,500 (National)
 - New England: 1,565
 - Middle Atlantic: 4,017
 - East No. Central: 5,638
 - West No. Central: 2,959
 - South Atlantic: 6,712
 - East So. Central: 1,771
 - West So. Central: 3,475
 - Mountain: 1,895

- Pacific: 3,349
- Issues
 - January 2022
 - March 2022
 - August 2022

Advertisement Samples



2022 bmop

BANISH MERCURY OFF THE PLANET

Calling all TRC/HARDI Wholesale Members.
It's time for the annual BMOP competition!

Return your filled recycling containers from
May 1 - October 31 to compete.

Learn more at thermostat-recycle.org/bmop



Recycle
THIS.

**PROTECT
THE
PLANET.**

REMOVE, REPLACE AND RECYCLE
ALL MERCURY THERMOSTATS

THERMOSTAT-RECYCLE.ORG




Digital Summary

This report summarizes all digital efforts in spreading TRC’s message to audience members at a national level in 2022 – including search engine optimization (SEO) and digital advertising—including, search engine marketing (SEM) ads through Google Search; social media ads through Facebook and LinkedIn; and programmatic ads through StackAdapt.

Search Engine Marketing (SEM)

As part of search engine marketing (SEM), Google Ads is a digital advertising platform where advertisers can bid on search terms (or keywords) to have informational ads displayed, where ads appear alongside search results. This campaign targets people searching for relevant search key terms by driving traffic to various pages on the TRC website. TRC has developed a search campaign to align with terms searched by individuals related to thermostats, mercury, mercury recycling, thermostat replacement, etc.

A quantitative summary of the campaign’s delivery at a national level in 2022 is detailed below.

Metrics	2022
Impressions	13,863
Clicks	696
Clickthrough Rate (CTR)	4.07%
Cost per Click (CPC)	\$1.15
Conversions (Find a Location, Form Downloads)	40

Notes

- Impressions: Number of times ads were served to viewers.
- Clicks: Number of viewers who clicked on ads
- CTR: Click-through-rate, calculated by the number of clicks divided by the number of impressions.
- CPC: Average amount paid for each click.

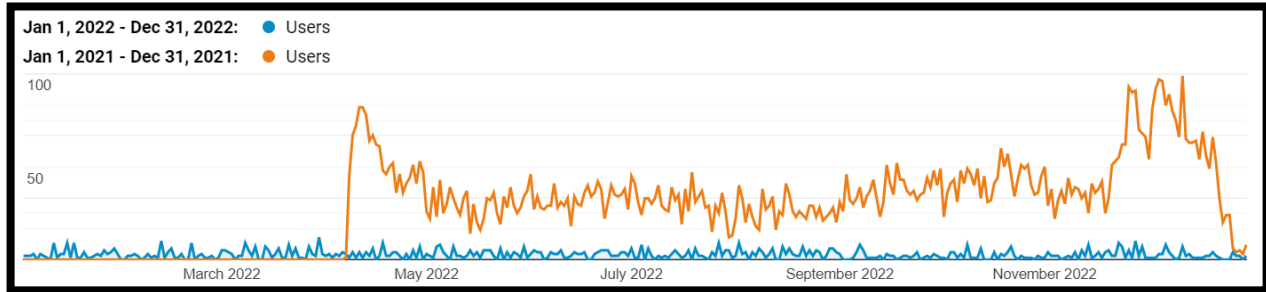
Search Engine Optimization (SEO)

Search Engine Optimization (SEO) is the process whereby a website is optimized through original content and on-site coding tactics to increase its chances of appearing near the top of “organic

searches.” An organic search is one that appears “naturally” in a search engine like Google or Bing. In other words, an organic listing is not ranked through paid search.

Organic traffic to a website typically brings visitors who stay longer, and visit more pages, on average.

In 2022, organic search traffic for all states brought 806 users to the TRC website. By comparison, there were 9,746 clicks from organic search over the same time period in 2021.



This data was provided by *Google Analytics Reporting*.

Social Media and Programmatic Ads

Through social media and programmatic advertising, advertisers can attract large audiences on the platforms they use for social networking and website browsing. This campaign targets people with relevant interests and drives them to various pages on the TRC website. For these ads, audiences on the various platforms were subdivided into various categories, as shown in the quantitative results table below.

Below is the overall performance at a national level in 2022 for each target audience and platform.

Audience	Platform	Impressions	Clicks	CTR	Conversions (Find a Location)
Consumer	Facebook	1,121,814	4,538	0.40%	23
Consumer	StackAdapt	2,119	200	0.89%	5
Contractor	LinkedIn	22,475	150	0.67%	1
TOTAL:		1,146,408	4,888	0.43%	29

Digital Qualitative Analysis

Through paid digital advertising, TRC's various messages at a national level were shown to audience members over 1.1 million times. Of those 1.1 million times, nearly 5,000 users were acquired to the website – where 69 conversions occurred. Audience members most likely to take an action from our ads were consumers through Google Search ads. In terms of search engine optimization, there was a decline in organic website traffic from 2021 to 2022, which may be skewed due to the shift to the new website. Growing website traffic will be a priority in 2023.

2022 Trade Shows, Conferences, and Presentations

Date	Show	Location
February		
1-2	AHR Expo	Las Vegas, NV
March		
21-23	HVAC Excellence	Las Vegas, NV
December		
3-7	HARDI Annual Conference	Houston, TX

2023 Program Modifications

Thermostat Recycling Corporation's 2023 Goals

TRC continues to set high-level annual goals for the organization. These goals assist in decision making and prioritization of activities. For the calendar year 2023, TRC plans to focus on:

- Continuing to fulfill state statutory requirements, agreements, and other arrangements for regulatory compliance.
- Focusing on education and awareness tactics geared toward homeowners and HVAC industry professionals.

Thermostat Recycling Corporation's Planned Tasks

In addition to the above goals, TRC set specific tasks on which we plan to focus. Completion of these tasks aid in the organization's overall goals.

- Roll-out public releases throughout the year.
- Grow website traffic through SEO.
- Continue the program's operational activities such as outbound phone calls, mailing reminder postcards, and visiting sites. Use collection data trends to target these initiatives.
- Attend trade shows and conferences when applicable. Look for speaking opportunities at attended events.



2022 CONNECTICUT ANNUAL REPORT

Thermostat Recycling Corporation Headquarters
355 Lexington Avenue – 15th Floor | New York, NY 10017
1-888-266-0550

www.thermostat-recycle.org

Questions about this annual report?

Contact:

Danielle Myers, Executive Director

(P) 212.297.2105

(E) danielle.myers@thermostat-recycle.org

All state specific annual reports are posted on our website at the following weblink:

<https://thermostat-recycle.org/program-info/state-reports/>

Recycle every mercury thermostat, every time.

APPENDICES

Third Party Review of Program Effectiveness

How Mercury Thermostat Waste is Handled

Tax Return 990

2022 Miss You Calls

2022 Site Visits

2022 Collection Location Summary Report

2022 Collection Location Bin Receipt

2022 Collection Location Container Requests

PROGRAM PERFORMANCE REPORT & ASSESSMENT

2022 CT MERCURY THERMOSTAT COLLECTION AND RECYCLING

March 2023

Thermostat Recycling Corporation's Collection Program in Connecticut

Mercury in the environment can have many deleterious effects when it enters waterway systems, causing genetic and developmental issues in wildlife, and immune and nervous system damage in humans. Products such as thermostats hold a relatively small quantity of metallic mercury encapsulated in a glass bulb, and if the enclosure is compromised, the contents may be released into the environment where microbes can convert this mercury into highly toxic organometallic compounds such as methyl mercury posing a threat to the environment. While the predominant sources of mercury include coal-burning power plants and gold mining, mercury pollution can also be attributed to improper disposal of mercury-containing commercial and consumer products including thermometers, switches, certain types of light bulbs - including fluorescents - and older-generation thermostats.

In response to this concern, major thermostat manufacturers created and funded the Thermostat Recycling Corporation (TRC) in 1998, and the organization now has takeback participants in 48 states, including 17 state programs that have imposed regulations on the sale and / or disposal of these thermostats. The Thermostat Recycling Corporation works on behalf of thermostat manufacturers to provide sufficient and convenient return channels for older mercury-containing thermostats to prevent these products from ending up in disposal facilities such as landfills and incinerators. In addition, many states have implemented sales restrictions, disposal bans and product stewardship statutes for products containing mercury to prevent mercury from entering the environment. Connecticut is one of thirteen states that require thermostat manufacturers ensure a safe disposition pathway for thermostats through implementation of a convenient take-back program.

The goal of this report is to provide for the Connecticut Department of Energy and Environmental Protection an evaluation of the TRC's effectiveness in meeting the goals and requirements of the take-back program it conducts in Connecticut under Connecticut Public

Act No. 12-54. Included in this report is a summary of the program's current operations, including its access to return channels and the characteristics of those channels, and how they are marketed and publicized. Resource Recycling Systems (RRS) has prepared this report as an independent third party to quantify and assess the effectiveness of the TRC program in meeting its obligations to provide a convenient return channel for diverting and capturing thermostats removed from service.

Methodology

Bin and thermostat receipts from 2022 were used to determine the collection performance of the TRC collection program in Connecticut, and this data was used in conjunction with historical program performance data including bin and thermostat submission data across Connecticut and all other states where TRC has operated collection programs. The calculation of program results based on this data was analyzed both for technical accuracy as well as for measuring program performance.

Connecticut Program Performance

The Thermostat Recycling Corporation (TRC) is a non-profit stewardship organization that facilitates and manages the collection and proper disposal of mercury-containing thermostats. TRC, supported by thermostat manufacturers, provides a network of collection sites around the United States with the aim of keeping mercury out of the waste stream and protecting the environment. The following analytical report details the annual program performance for mercury thermostat collection in the state of Connecticut (CT) in 2022. A few of the program highlights for 2022 are included below:

- In 2022, the program **collected 16.8 lb mercury** in Connecticut. Since 2008, mercury collected in the state has increased by an annual average of 16% per year. During the same period, the total mercury collected in the nation decreased by an average of 1.8% per year.
- The program collected **2,216 whole thermostats in 2022**, 39% more than the number collected in 2013 at the original implementation of Connecticut Public Act No. 12-54. The number of thermostats collected annually in CT has increased by an annual average of 7% since 2008.
- The number of **whole thermostats collected per bin in 2022 on average was 40 thermostats**, significantly lower than the 45 thermostats per bin collected in 2021 and only slightly higher than the national average of 39 thermostats per bin.
- Counties returning the most bins and thermostats in 2022 were **Hartford (19 bins, 846 thermostats)**, followed by **New Haven (15 bins, 760 thermostats)**, **New London (6 bins, 217 thermostats)** and **Fairfield (8 bins, 204 thermostats)**.
- In 2022, **16% of the partner locations returned at least one bin**, equivalent to the CT partner participation rate of 2021.
- In 2022, a total of **21 site visits were conducted** in Connecticut, and **165 'Miss You' calls were placed** to channel partners to prompt bin returns.

- In addition to 2,216 whole thermostats, **165 loose switches were collected**, bringing the total **number of “thermostat equivalents” returned in 2022 to 2,360**, 27% lower than the 2021 collection rate.

SECTION 1: Program Analytics

Section 1 of this report examines the annual performance of the thermostat collection recycling program in terms of bins, thermostats, and mercury collected as well as the year-over-year progression of the program.

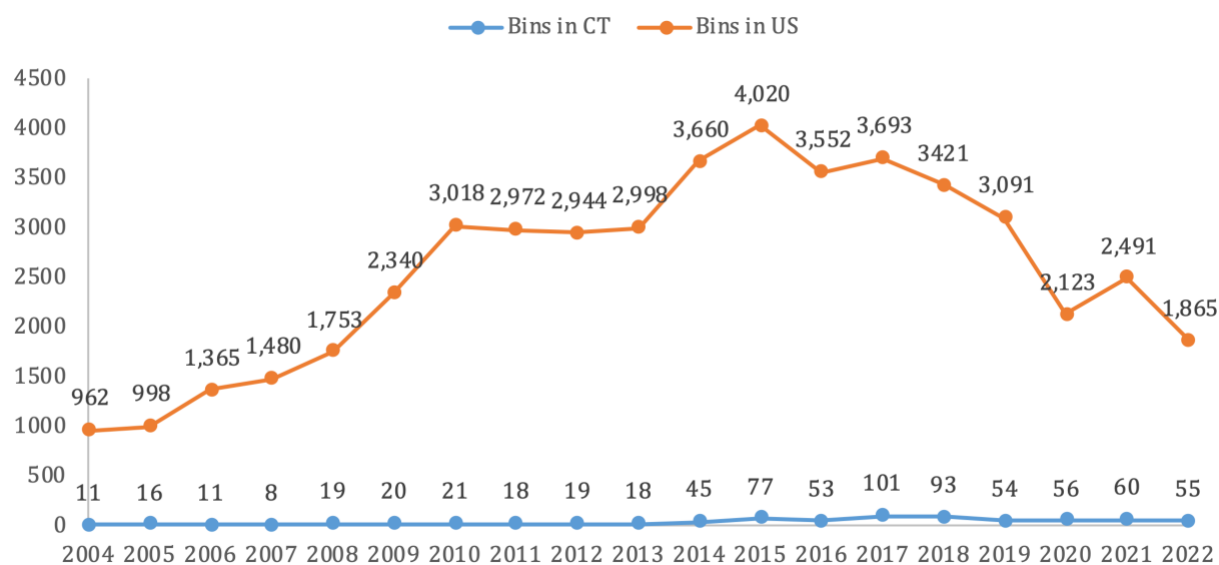
On average, the program has **collected 17 lb of mercury and 1,853 thermostats per year** since 2001. In 2022, the program **collected 16.8 lb of mercury from 2,216 whole thermostats and 165 loose switches**. Figure 1.1 displays the number of bins, thermostats, and quantity of mercury collected in Connecticut since the beginning of the program.

FIGURE 1.1: PROGRAM PERFORMANCE OVER TIME

Year	Number Bins	Number Stats	Lb Mercury
2001	3	305	2.5
2002	2	224	1.5
2003	9	901	6.4
2004	11	909	6.9
2005	16	1,309	13.3
2006	11	972	8.0
2007	8	839	7.4
2008	19	1,838	17.8
2009	20	2,109	22.4
2010	21	1,918	16.2
2011	18	1,538	14.2
2012	19	1,831	15.4
2013	18	1,600	12.9
2014	45	2,485	24.0
2015	77	3,395	30.0
2016	53	2,284	22.2
2017	101	4,246	45.6
2018	93	3,203	27.5
2019	54	1,694	20.9
2020	56	2,240	26.2
2021	60	2,713	24.8
2022	55	2,216	16.8
<i>Average since 2001</i>	<i>35</i>	<i>1,853</i>	<i>17</i>
Total	769	40,769	382.8

Figure 1.2 displays the number of bins collected in Connecticut over time as well as the total number of bins collected nationally over the same period. Annual bin collections peaked nationally in 2015 and in Connecticut in 2017 and 2018 at 101 bins and 93 bins, respectively, then collections have been lower and relatively steady since 2019, with 55 bins collected in 2022, representing an 8% decrease relative to 2021. National bin collections were down 25%.

FIGURE 1.2: BINS COLLECTED OVER TIME IN THE STATE AND NATIONALLY



Since 2008 in Connecticut, the average of year-over-year changes in mercury collection is an increase of 16%. During the same period, the percentage change in mercury quantities collected nationally averaged a decrease of 1.8%, with 2022 seeing a major year-over-year decrease nationally of 28% over 2021 collections. This was significantly lower than recent preceding years. **In 2022, the quantity of mercury collected in CT decreased by 32% to 16.8 lb mercury collected.** Figure 1.3 displays the total quantity of mercury collected in Connecticut over time as well as the annual percent increase (or decrease) in Connecticut and nationally since 2008.

FIGURE 1.3: QUANTITY OF MERCURY COLLECTED IN PROGRAM AND ANNUAL CHANGES IN STATE AND U.S.

Year	Total Lb Hg	% Change State	% Change U.S.
2001	2.5	N/A	89%
2002	1.5	-39%	14%
2003	6.4	328%	11%
2004	6.9	7%	17%
2005	13.3	93%	11%
2006	8.0	-40%	32%
2007	7.4	-7%	2%
2008	17.8	141%	16%
2009	22.4	25%	16%
2010	16.2	-27%	26%
2011	14.2	-13%	4%
2012	15.4	9%	-5%
2013	12.9	-17%	-5%
2014	24.0	87%	13%
2015	30.0	25%	13%
2016	22.2	-26%	-15%
2017	45.6	105%	-7%
2018	27.5	-40%	-13%
2019	20.9	-24%	2%
2020	26.2	26%	-35%
2021	24.8	-6%	5%
2022	16.8	-32%	-28%
Average Since 2008	22.5	16%	-1.8%

Channel partners in Connecticut returned 2,216 thermostats to TRC in 2022. This represents an **18% decrease from 2021**. The average of annual increases in thermostats collected in Connecticut is **7% since 2010**. The yearly change in rates for the U.S. averaged -4.4% over the same period. Figure 1.4 displays the total number of thermostats collected in Connecticut and nationally since 2010.

FIGURE 1.4: NUMBER OF WHOLE THERMOSTATS COLLECTED OVER TIME IN THE STATE AND NATIONALLY

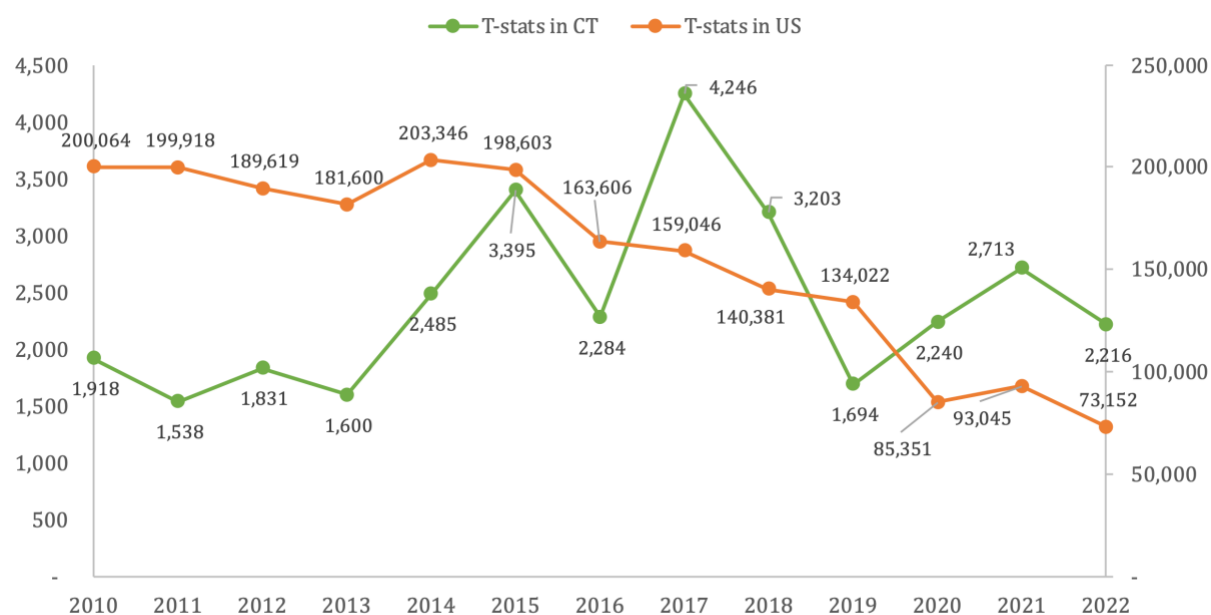


Figure 1.5 shares the underlying data as well as the average of annual percent changes calculated since 2010.

FIGURE 1.5: WHOLE THERMOSTATS COLLECTED IN CT AND U.S. OVER TIME

Year	T-stats in CT	T-stats in U.S.	% Change State	% Change U.S.
2001	305	48,350	-	-
2002	224	61,422	-27%	27%
2003	901	65,778	302%	7%
2004	909	81,115	1%	23%
2005	1,309	87,754	44%	8%
2006	972	113,658	-26%	30%
2007	839	114,158	-14%	0%
2008	1,838	135,646	119%	19%
2009	2,109	155,731	15%	15%
2010	1,918	200,064	-9%	28%
2011	1,538	199,918	-20%	0%
2012	1,831	189,619	19%	-5%
2013	1,600	181,600	-13%	-4%
2014	2,485	203,346	55%	12%
2015	3,395	198,603	37%	-2%
2016	2,284	163,606	-33%	-18%
2017	4,246	159,046	86%	-3%
2018	3,203	140,381	-25%	-12%
2019	1,694	134,022	-47%	-5%
2020	2,240	85,351	32%	-36%
2021	2,713	93,045	21%	9%
2022	2,216	73,152	-18%	-21%
Average (Since 2010)	2,413	155,519	7%	-4%

Figure 1.6 displays the monthly distribution of bins and thermostats returned in Connecticut over 2022. The months with the greatest number of bins returned were **April (17 bins), March (10 bins) and December (9 bins)**. Months with the greatest number of thermostats returned included **April (494 thermostats), December (441 thermostats) and March (406 thermostats)**. January, June, July, and October each returned a single bin, with bins collected in January (5 thermostats) and June (8 thermostats) containing the fewest thermostats.

FIGURE 1.6: WHOLE THERMOSTATS AND BINS COLLECTED PER MONTH IN 2022

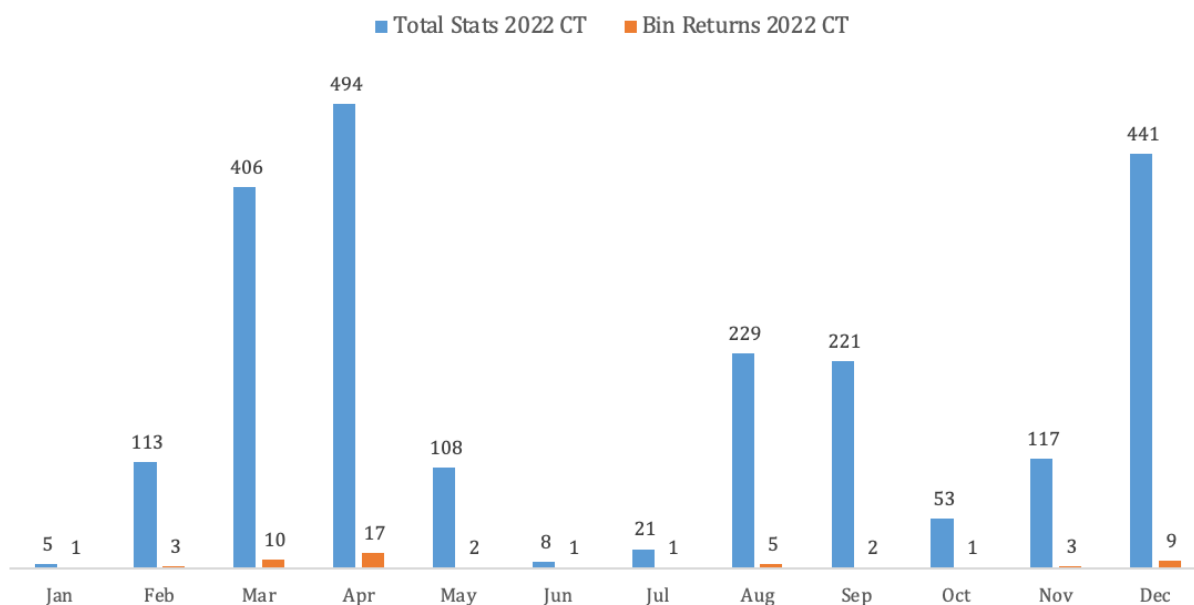


Figure 1.7 shows the average number of thermostats per returned bin per month for the year. The highest number of thermostats per bin was in **September (111 thermostats per bin)**, followed by **May (54 thermostats per bin)** and **October (53 thermostats per bin)**.

FIGURE 1.7: AVERAGE THERMOSTATS PER BIN RETURNED PER MONTH

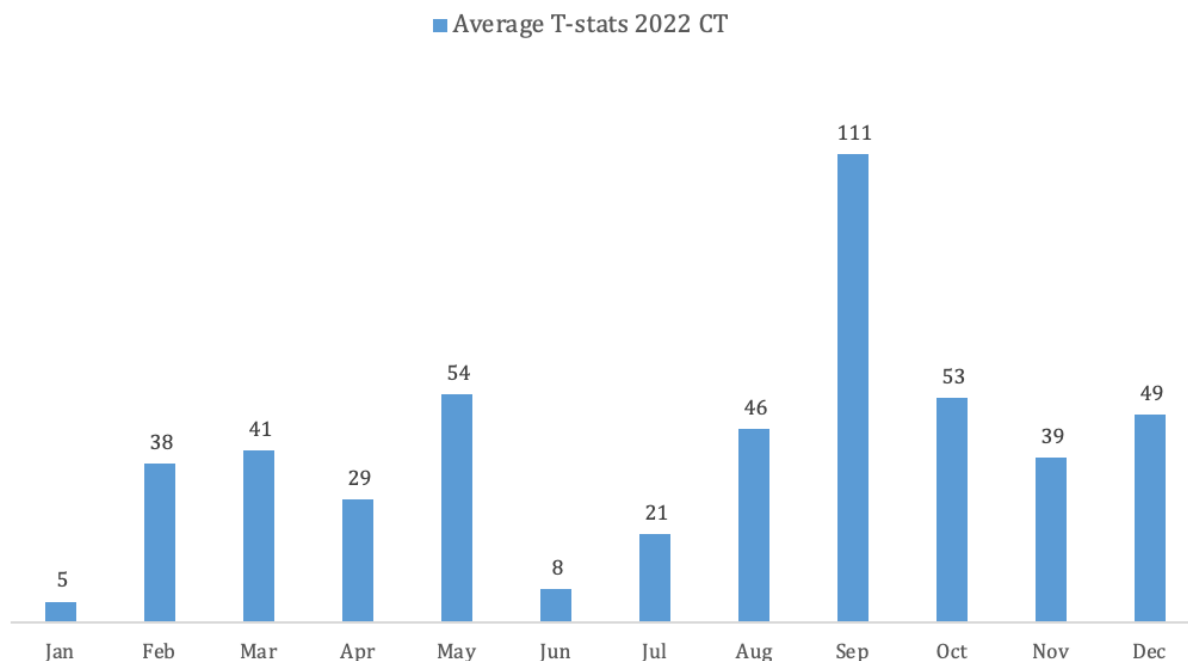


Figure 1.8 displays the average number of thermostats returned per bin in the state and U.S. since 2003 in Connecticut. Nationally, the number of thermostats collected per returned bin has steadily decreased over a longer timeframe, however the rate rebounded slightly from 37 thermostats per bin to 39 thermostats per bin in 2022. In Connecticut, the average number of thermostats per bin collected in 2022 decreased from a 2021 rate of 45 thermostats per bin to **40 thermostats per bin**, equivalent to the rate observed in 2020.

FIGURE 1.8: AVERAGE THERMOSTATS PER BIN OVER TIME IN CT AND NATIONALLY

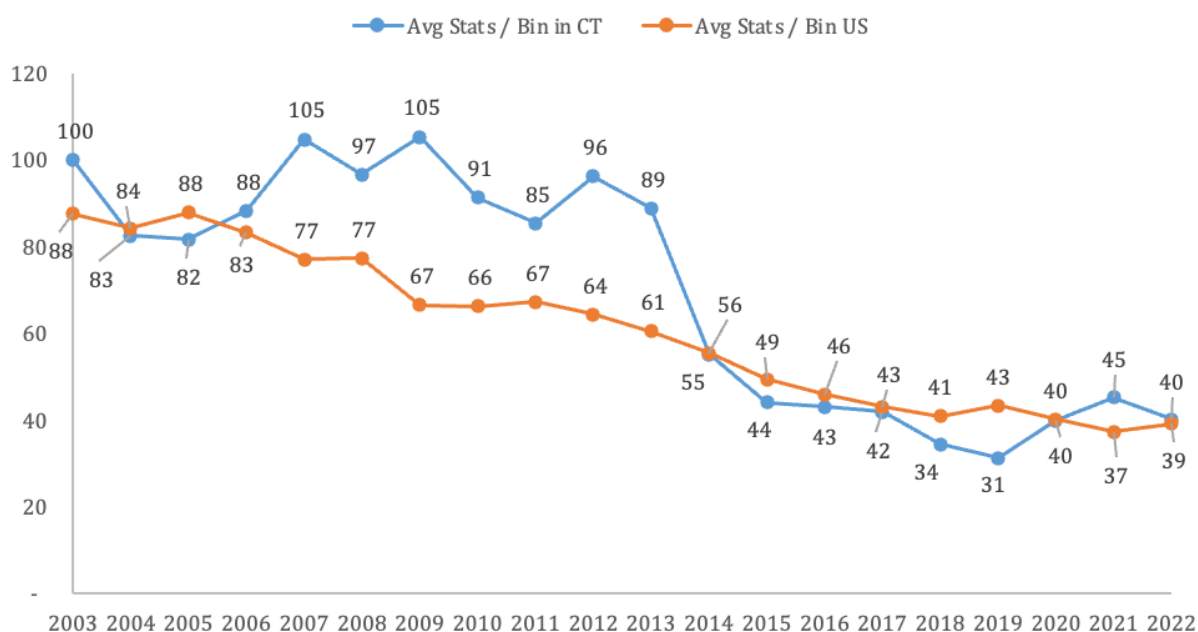
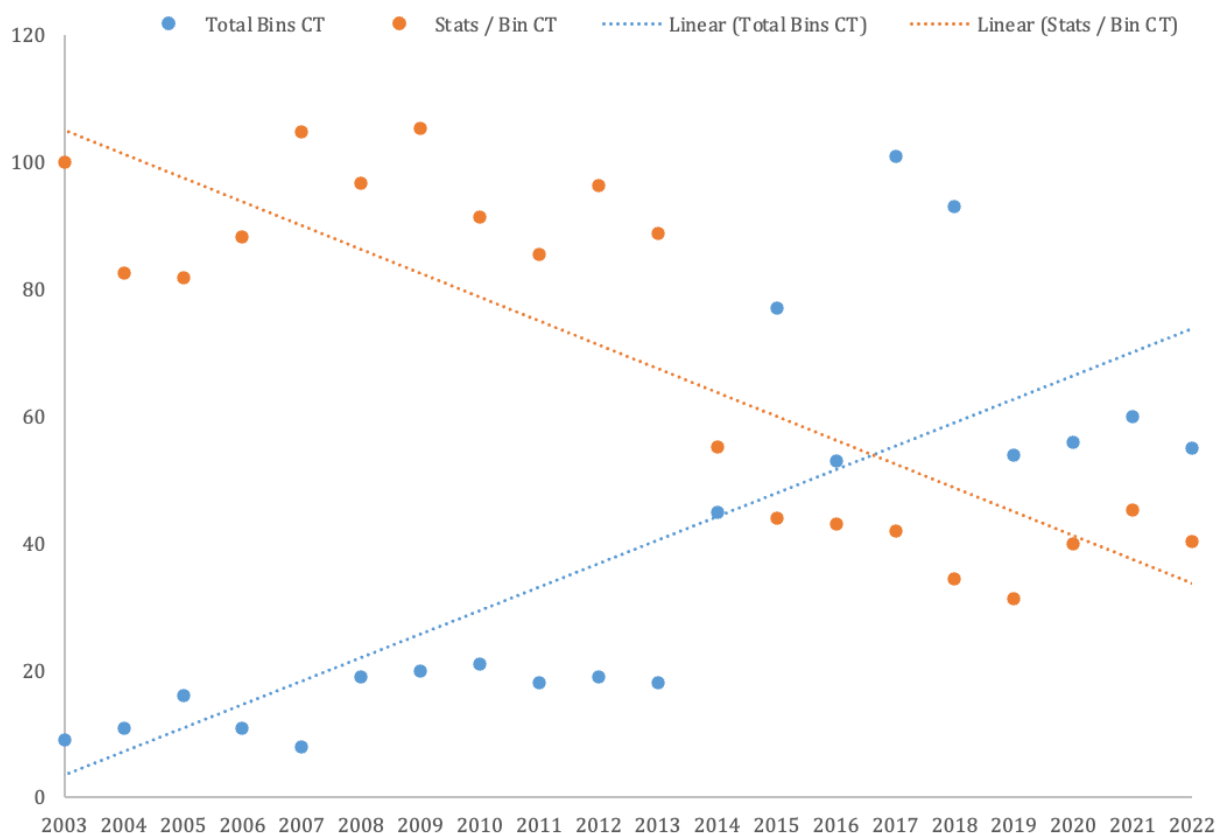


Figure 1.9 plots the total bins returned over time along with the average number of thermostats per bin over the same period to illustrate the relationship between the two metrics. A statistical analysis found that there is a negative correlation between the number of bins returned and the number of thermostats per bin: as the total bin count increases, the number of thermostats per bin decreases. In 2022, fewer bins were collected than in 2021, and the number of thermostats per bin also decreased relatively proportionally to that of bin returns.

FIGURE 1.9: TOTAL BINS AND AVERAGE NUMBER OF THERMOSTATS PER BIN OVER TIME



SECTION 2: Channel Partner Analysis

Section 2 of the report examines partner locations in more detail. Most thermostats collected in the state were through **wholesalers (74%)**, who returned 1,631 thermostats in CT, the highest quantity from any channel partner type since 2018. **Contractors (13%)** contributed 289 thermostats and only a very small fraction sourced from **hazardous household waste facilities (HHW, 6%)**. HHW facilities contributed far fewer thermostats (138) in 2022 than in 2021 (204). The “other” category includes additional channel partners including property management companies and universal waste recyclers. Figure 2.1 shows the distribution of thermostats collected by location type in 2022.

FIGURE 2.1: THERMOSTATS COLLECTED BY CHANNEL PARTNER TYPE IN 2022

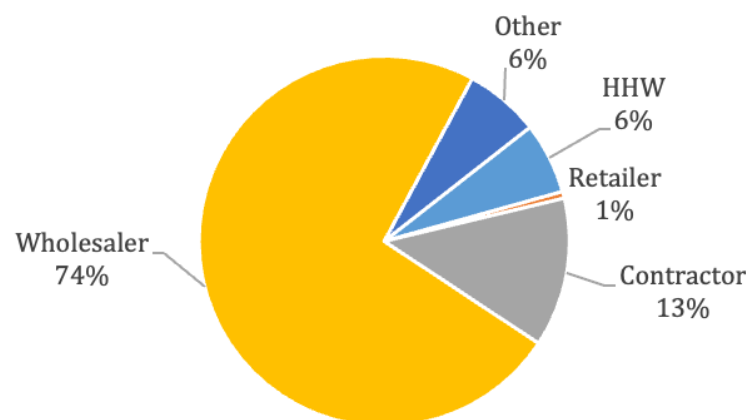
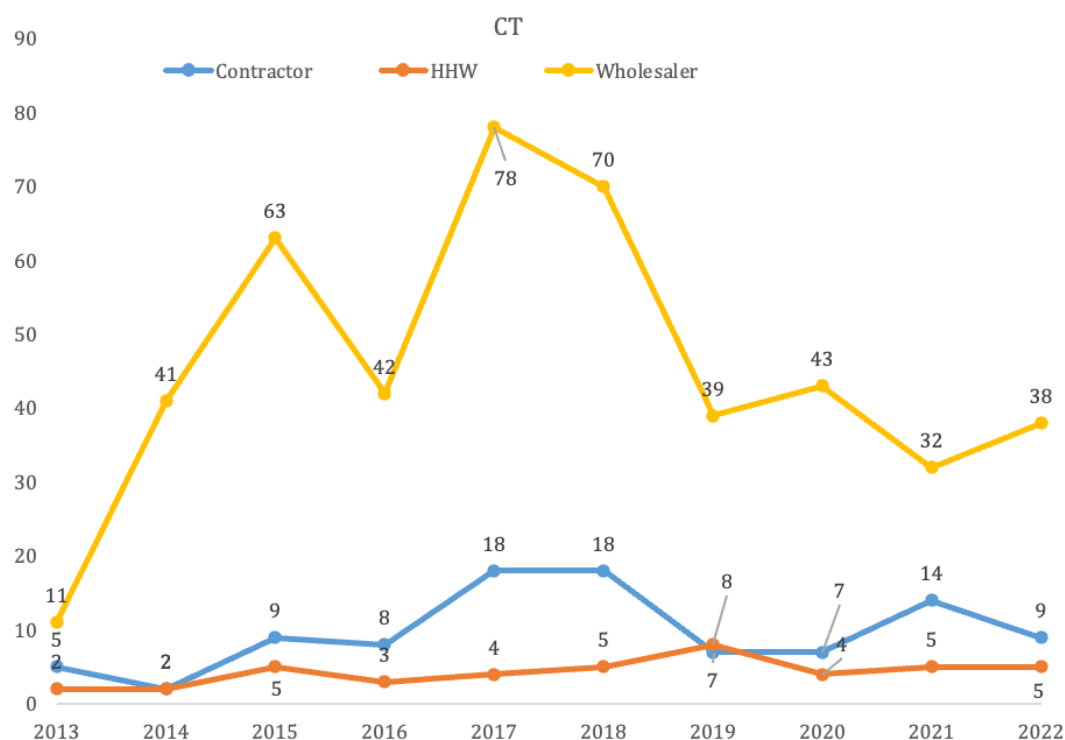


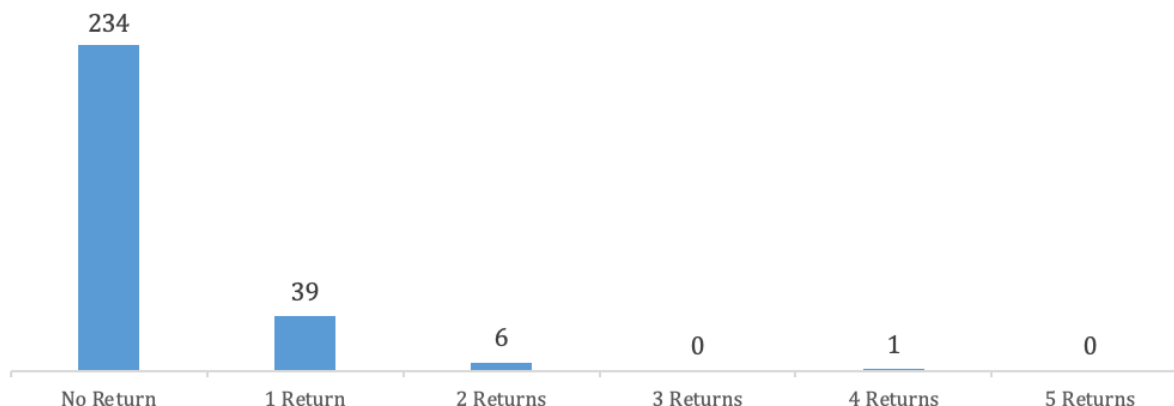
Figure 2.2 below displays the change in the number of bins returned by thermostat collection type over time in Connecticut, including 2022. **Contractors returned 9 bins**, and **HHW again returned only 5**. **Wholesalers returned 38 bins** to TRC, an increase over the 32 returned in 2021.

FIGURE 2.2: BINS RETURNED BY LOCATION TYPE OVER TIME



In 2022, **46 (16%) locations** with a bin in the state of Connecticut sent back one or more bins to TRC. Thirty-nine locations returned a single bin, six locations returned two bins and one location returned four bins. The distribution is displayed in Figure 2.3.

FIGURE 2.3: PERCENTAGE OF STORES RETURNING A BIN IN 2022



In 2022, **Hartford (19 bins and 846 thermostats)** again returned the greatest number of thermostats by far, followed by **New Haven (15 bins, 760 thermostats)**, **New London (6 bins, 217 thermostats)**, and **Fairfield (8 bins, 204 thermostats)**. Figure 2.4 displays the number of bins and thermostats returned by county in 2022.

FIGURE 2.4: BINS AND TOTAL THERMOSTATS RETURNED IN 2022 BY COUNTY

County Name	Total T-stats	Total Bins
Hartford	846	19
New Haven	760	15
New London	217	6
Fairfield	204	8
Litchfield	135	4
Tolland	38	1
Windham	8	1
Middlesex	8	1

TRC works with channel partners to successfully collect thermostats, and the following figures illustrate performance by partner. **Star Supply Company (279 thermostats)** returned the most thermostats in 2022, followed by **Johnstone Supply (232 thermostats)** and **Plimpton & Hills Corp (203 thermostats)**. Other companies that returned significant numbers of thermostats include FW Webb, Sid Harvey, NLR Inc. and R.E. Michel Company. Figure 2.5 displays the top performing partners by total bins returned in 2022.

FIGURE 2.5: T-STATS BY TOP PERFORMING CHANNEL PARTNERS IN THE STATE

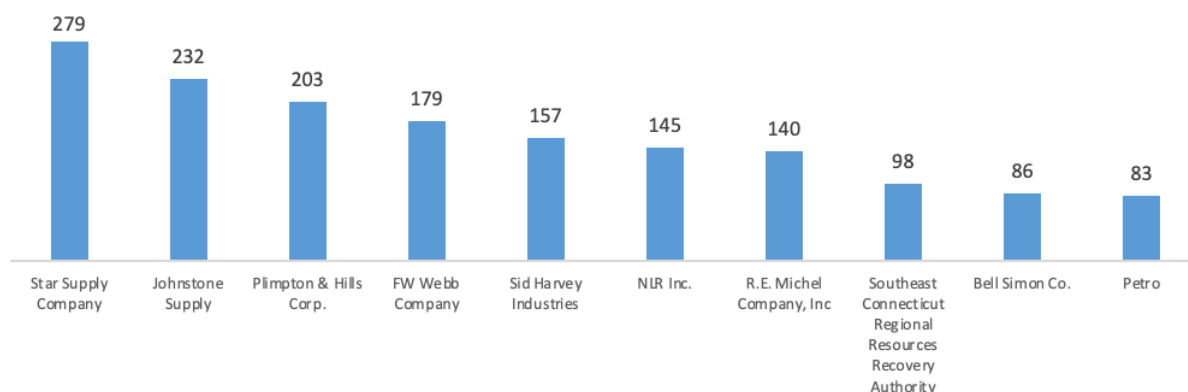


Figure 2.6 shows top performers by total bins and thermostats returned, and the average number of thermostats per bin.

FIGURE 2.6: TOP PERFORMING PARTNERS BY BIN AND THERMOSTAT RETURNS

Company Name	No. of Thermostats	No. of Bins	Thermostats / Bin
Star Supply Company	279	2	140
Johnstone Supply	232	4	58
Plimpton & Hills Corp.	203	5	41
FW Webb Company	179	2	90
Sid Harvey Industries	157	3	52
NLR Inc.	145	2	73
R.E. Michel Company, Inc	140	2	70
Southeast Connecticut Regional Resources Recovery Authority	98	1	98
Bell Simon Co.	86	1	86
Petro	83	1	83
Plimpton & Hills Corp	80	2	40
Standard Oil of Ct	76	1	76
Re Michel Co Inc.	73	1	73
Thames Valley Winnelson	63	1	63

To boost participation, TRC conducted site visits to collection locations that may not have returned a bin recently. In 2022, 21 site visits were conducted and 165 ‘miss you’ calls were placed to 103 different locations in Connecticut. All visits occurred in March 2022. Figure 2.7 displays the relationship between the number of site visits per month, bins returned per month, and the number of thermostats (shown in 100’s) returned per month. Site visits are likely instrumental in prompting the mailing of bins and are the likely explanation as to why bin returns surged in March and April. Of the 12 locations that received only a site visit, 10 (83%) returned one or more bins, while only 9 of 82 (11%) locations that only received only a call returned one or more bins. Nine locations received a call and a visit, and only one (11%) of those locations returned a bin. Seventeen bins were returned in April and 10 bins were returned in March, the top two months for returns, followed by December which saw 9 bins returned.

FIGURE 2.7: RELATIONSHIP BETWEEN SITE VISITS AND BINS AND THERMOSTATS RETURNED PER MONTH

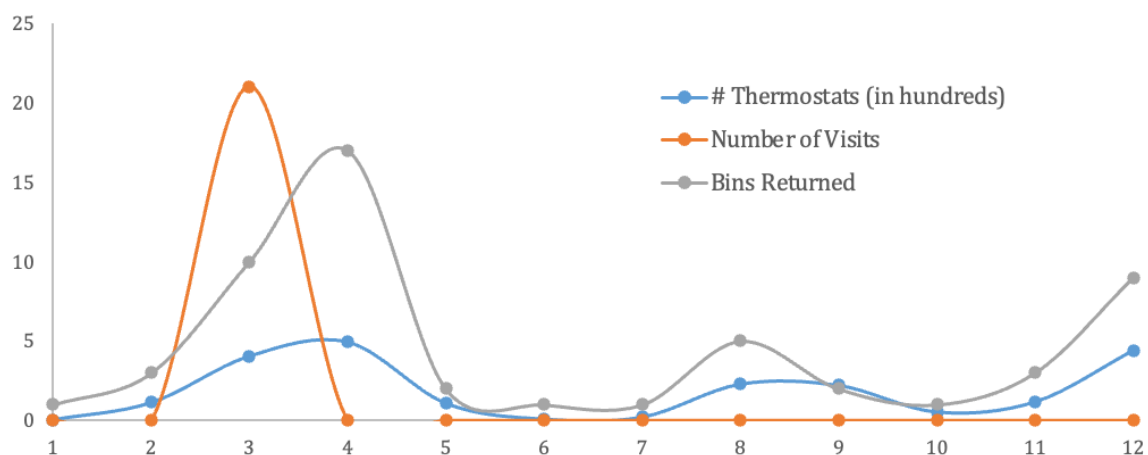


Figure 2.8 displays the relationship between the number of calls per month, the bins returned per month, and the number of thermostats (by 100's) returned per month. Calls were placed exclusively in July and November. The 82 “call only” locations in 2022 returned 10 bins total from 9 sites. From Figure 2.8, bin returns in August and December appear to have been directly impacted by prior-month calls, however site visits in March, while fewer in number relative to calls, appear to have a much more pronounced impact on participation.

FIGURE 2.8: RELATIONSHIP BETWEEN ‘MISS YOU’ CALLS AND BINS AND THERMOSTATS RETURNED PER MONTH

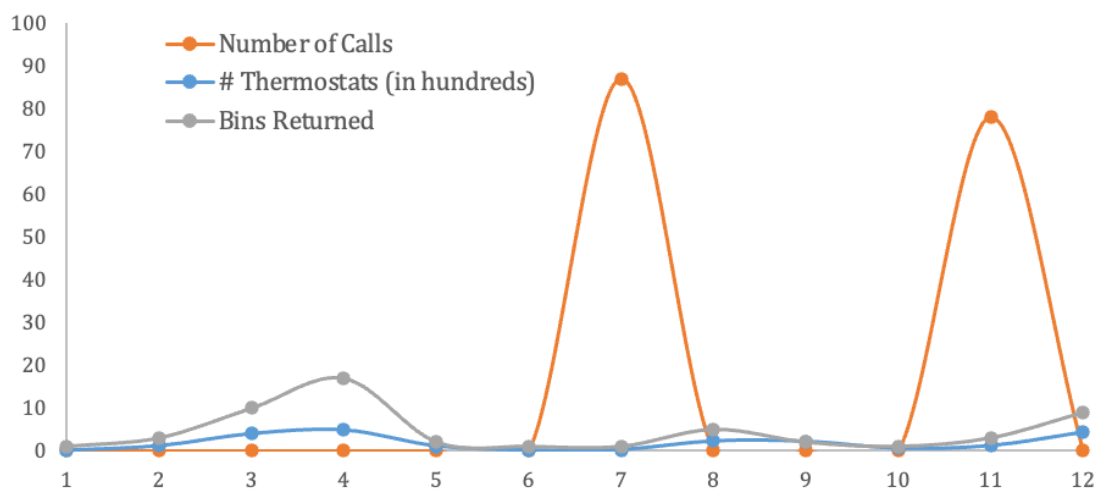


Figure 2.9 examines the return rates of four groups – locations that did not receive a call or visit, locations that received at least one visit, locations that received at least one call, and locations that received both a call and visit. Calls continue to have a much smaller impact on returns than visits. Locations that received only a call (no visit) had a 13% active participation rate (which refers to locations that returned at least one bin), equivalent to that of locations that received neither a visit nor a call. Visited locations had a much higher rate of participation and returned a significantly greater number of thermostats than locations that did not receive visits.

FIGURE 2.9: PERCENT CHANGE IN BIN AND THERMOSTAT RETURNS FOR LOCATIONS THAT RECEIVED A VISIT OR CALL OVER LOCATIONS THAT DID NOT RECEIVE EITHER

	No Visit or Call	Visit	Call	Visit & Call
Number of Participating Locations	95	12	82	9
Rate of Active Participation*	27%	83%	11%	11%
Bins per Participating Location	0.31	1.17	0.12	0.22
Thermostats per Participating Location	11	56	5.5	0.7
Thermostats per Bin	38	48	45	3

*Fraction of participating locations that returned one or more bins during 2022

SECTION 3: Comparisons to National and Other States' Data

To compare how collection partners performed in 2022, the national average for the number of bins returned per locations that returned at least one bin was calculated and compared to the state average since 2012. The average numbers of bins do not include locations that did not return any bins in a given year. It should be noted that when making comparisons, each state has different regulations, different mix of housing types, local policies, and incentives that may uniquely impact return patterns in that region. The average number of bins returned annually per participating location in Connecticut was only slightly below the U.S. average in 2022.

FIGURE 3.1: AVERAGE NUMBER OF BINS RETURNED PER LOCATION PER YEAR

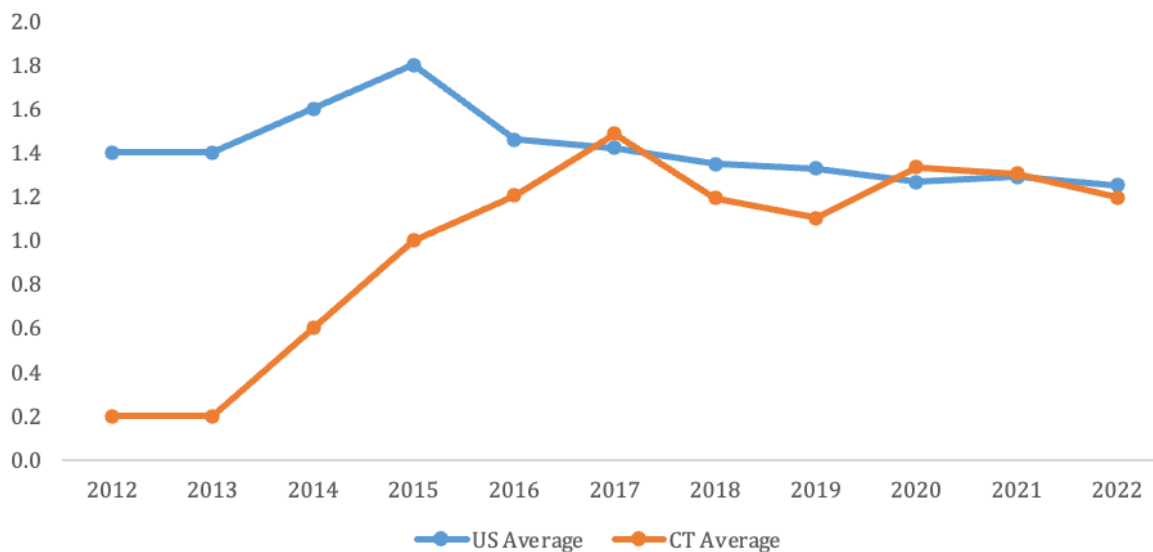


Figure 3.2 displays the locations in Connecticut that returned more than one bin each year since 2019. Plimpton & Hills again returned the most bins in 2022, followed by Johnstone Supply with four. No other companies returned more than 3 bins in 2022.

FIGURE 3.2: PARTNER LOCATIONS IN THE STATE RETURNING MORE THAN ONE BIN PER YEAR 2019-2022

Location	2019 Bins
Ferguson	2
Mansfield Transfer Station	2
Johnstone Supply	2
Acr Supply	2
The Simons Company	2
Af Plumbing Supply	2
Irr Supply Center	2
Apr Supply Company	2
Kelly Supply Company	2
Bell/Simons Co	2
Mountain Air Systems	2
The Bell Pump Company	2
The Granite Group	2
Location	2020 Bins
Plimpton & Hills Corp	7
Tower Equipment Co Inc	7
Sid Harvey	6
The Granite Group	5
R. E. Michel Co.	4
B&F/Johnstone Supply	4
Bristol Winnelson Co	2
Environmental Engineering Inc	2
Bell Simons	2

Location	2021 Bins
Plimpton & Hills Corp	9
NLR Inc.	9
Ruotolo Mechanical	3
R. E. Michel Co.	3
Sid Harvey	3
F.W. Webb	2
SE CT Regional Resources Recovery Auth.	2
The Granite Group	2
Bell Simons	2
B&F/Johnstone Supply	2
Mansfield Transfer Station	2
Location	2022 Bins
Plimpton & Hills Corp.	5
Johnstone Supply	4
Sid Harvey Industries	3
Plimpton & Hills Corp	2
Fw Webb Company	2
Carrier Enterprise	2
Quality Mechanical Service	2
R.E. Michel Company, Inc	2
Fw Webb	2
Star Supply Company	2
NLR Inc.	2
The Granite Group	2

Figure 3.3 displays the top 10 partners in the U.S. over the same period in terms of the number of bins returned. Johnstone Supply has nationally continued to be the top participant, and R.E. Michel, United Refrigeration and Ferguson maintained their respective ranks in terms of bins returned, while overall return rates trended lower in 2022 as in 2020.

FIGURE 3.3: TOP PERFORMING PARTNER LOCATIONS NATIONWIDE IN BINS RETURNED 2019-2022

Location	2019 Bins
Johnstone Supply	326
United Refrigeration, Inc.	119
Goodman Distribution, Inc.	107
Ferguson	97
Ace Hardware	72
Aireco Supply, Inc.	71
Gustave A. Larson Co	68
F.W. Webb	52
Johnson Supply	50
Allied Refrigeration	43
Location	2020 Bins
Johnstone Supply	247
R. E. Michel Co.	158
United Refrigeration	87
Ferguson	72
Us Air Conditioning Distributors (USACD)	56
Lennox	47
Goodman Distribution	47
Refrigeration Supplies Distributor (RSD)	37
Sid Harvey	36
Watsco	36

Location	2021 Bins
Johnstone Supply	303
R. E. Michel Co.	190
United Refrigeration	123
Ferguson	69
Lennox	60
Goodman Distribution	46
Refrigeration Supplies Distributor (RSD)	39
Watsco	38
Us Air Conditioning Distributors (USACD)	37
F.W. Webb	37
Geary Pacific	36
Location	2022 Bins
Johnstone Supply	246
R. E. Michel Co.	157
United Refrigeration	80
Ferguson	46
Us Air Conditioning Distributors (USACD)	43
Refrigeration Supplies Distributor (RSD)	42
Lennox	42
Watsco	35
Sid Harvey	32
F.W. Webb	31

Figure 3.4 displays total percentage of locations that actively participated in the program (active participation defined as sending back at least one bin) in 2022, for all the states that mandate thermostat returns reporting as well as the U.S. national average for all states (reporting and non-reporting). **In 2022, 16% of locations in Connecticut returned at least one bin**, three percentage points above the national participation rate. The state with the highest percentage of locations returning a bin in 2022 was again Rhode Island (33%). Rates of participation were generally lower than in 2021.

FIGURE 3.4: MANDATORY REPORTING STATES' PERCENTAGE OF LOCATIONS RETURNING A BIN IN 2022

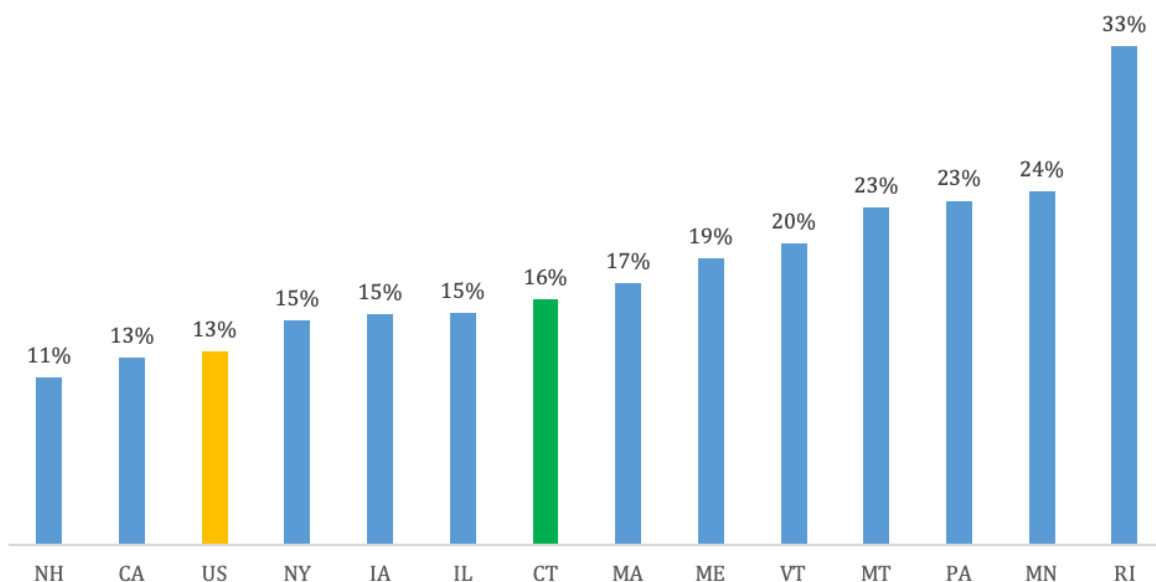


Figure 3.5 compares the state and national rates for several analytics in 2022. These include: the total whole thermostats, bins, and loose switches collected, the number of thermostats collected by total locations and per actively participating locations, the number of thermostats per bin returned on average in 2022, the equivalent average, the number of mercury thermostat equivalents returned, and finally, the percent change in mercury thermostat equivalents from 2021 to 2022. The equivalent average is an average of the number of switches in whole thermostats collected in the state, and it is used to calculate the number of thermostats represented by returned loose switches. The thermostat equivalent number includes the totals of whole thermostats returned plus the equivalent number of thermostats representative of loose mercury switches that are collected. The states displayed are those that mandate thermostat returns reporting and the average is for all regulated states that return bins (reporting and non-reporting).

FIGURE 3.5: COMPARISONS OF MANDATORY REPORTING STATES AND U.S. AVERAGES AMONG SEVERAL CATEGORIES

State	Whole T-Stats	Bins	Loose Switches	T-Stats returned per total # of locations with bins	Average T-Stats/bin	Average T-Stats collected per location that returned at least one bin in 2022	Equivalent Average	T-Stat Equivalents in 2022	% Change over 2022
CA	6,473	356	781	3	18	23	1.6300	6,952	-46%
CT	2,216	55	165	8	40	48	1.1489	2,360	-27%
IA	1,505	30	391	11	50	68	1.3030	1,805	76%
IL	2,508	114	39	4	22	25	1.1248	2,543	-69%
MA	8,333	112	11	21	74	117	1.1048	8,343	37%
ME	2,282	69	10	7	33	39	1.0960	2,291	-51%
MN	4,571	74	4,362	19	62	80	1.1665	8,310	0%
MT	352	8	-	11	44	50	1.1733	352	-47%
NH	812	28	7	3	29	30	1.1281	818	-37%
NY	3,327	121	1,337	5	27	31	1.2834	4,369	10%
PA	5,001	121	372	11	41	50	1.3551	5,276	-44%
RI	1,425	28	132	23	51	68	1.0681	1,549	-35%
VT	1,396	68	-	5	20.5	25	1.0946	1,396	-31%
<i>Regulated State Avg</i>	3,092	91	585	10	39	50	1.2059	3,566	-28%

Figure 3.6 further compares this state and national data by showing how each state ranked in each of these categories from highest (top) to lowest (bottom). Bin returns and whole thermostats, by regulated state comparison, were both similar to 2021 performance in Connecticut. Collection of loose switches in CT was moderate, especially in comparison to quantities collected in 2021. The number of thermostats collected per bin in Connecticut was near the median for regulated states in 2022, and the year over year change from 2021 was slightly higher than the median, relatively higher than the last program here. The states compared in Figure 3.6 are those that mandate thermostat returns reporting, and the average represents all states that return bins, both reporting and non-reporting.

FIGURE 3.6: COMPARISON OF MANDATORY REPORTING STATES AND U.S. AVERAGE AMONG SEVERAL CATEGORIES, RANKINGS (HIGHEST AT TOP)

WHOLE THERMOSTATS	BINS	LOOSE SWITCHES	THERMOSTATS RETURNED PER TOTAL # LOCATIONS WITH BINS	AVERAGE THERMOSTATS PER BIN	AVERAGE THERMOSTATS COLLECTED PER LOCATION RETURNING AT LEAST ONE BIN	EQUIVALENT AVERAGE	THERMOSTAT EQUIVALENTS	% CHANGE OVER PREVIOUS YEAR
MA	CA	MN	RI	MA	MA	CA	MA	IA
CA	NY	NY	MA	MN	MN	PA	MN	MA
PA	PA	CA	MN	RI	IA	IA	CA	NY
MN	IL	REGULATED STATE AVG	PA	IA	RI	NY	PA	MN
NY	MA	IA	MT	MT	REGULATED STATE AVG	REGULATED STATE AVG	NY	CT
REGULATED STATE AVG	REGULATED STATE AVG	PA	IA	PA	MT	MT	REGULATED STATE AVG	REGULATED STATE AVG
IL	MN	CT	REGULATED STATE AVG	CT	PA	MN	IL	VT
ME	ME	RI	CT	REGULATED STATE AVG	CT	CT	CT	RI
CT	VT	IL	ME	ME	ME	NH	ME	NH
IA	CT	MA	VT	NH	NY	IL	IA	PA
RI	IA	ME	NY	NY	NH	MA	RI	CA
VT	NH	NH	IL	IL	VT	ME	VT	MT
NH	RI	MT	NH	VT	IL	VT	NH	ME
MT	MT	VT	CA	CA	CA	RI	MT	IL

Figure 3.7 below shows the quantity of mercury collected through TRC's program in Connecticut and neighboring states between 2016 and 2022. The quantity of mercury collected in Connecticut was 16.81 pounds, substantially lower than the average of approximately 24 pounds collected annually from 2019 to 2021. This pattern was also seen in the other peer states shown with the exception of Massachusetts which collected the most Mercury in its program since 2019.

FIGURE 3.7: MERCURY COLLECTION RELATIVE TO PEER NEW ENGLAND STATES

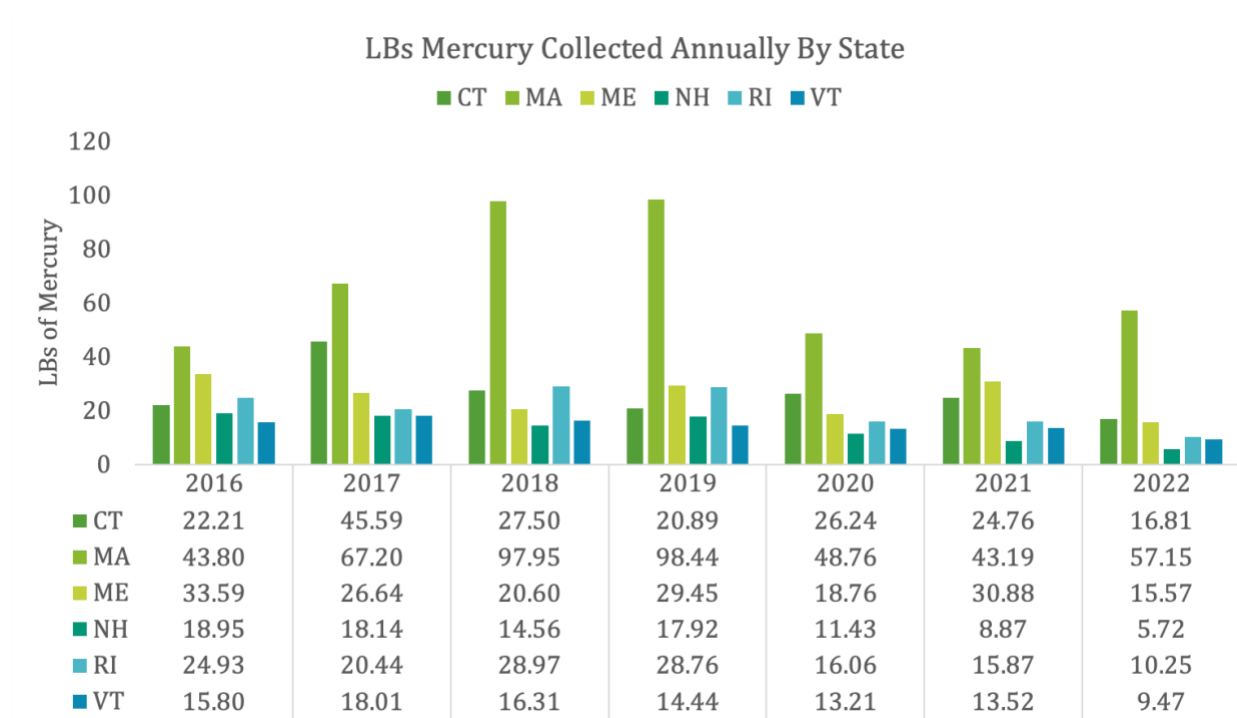
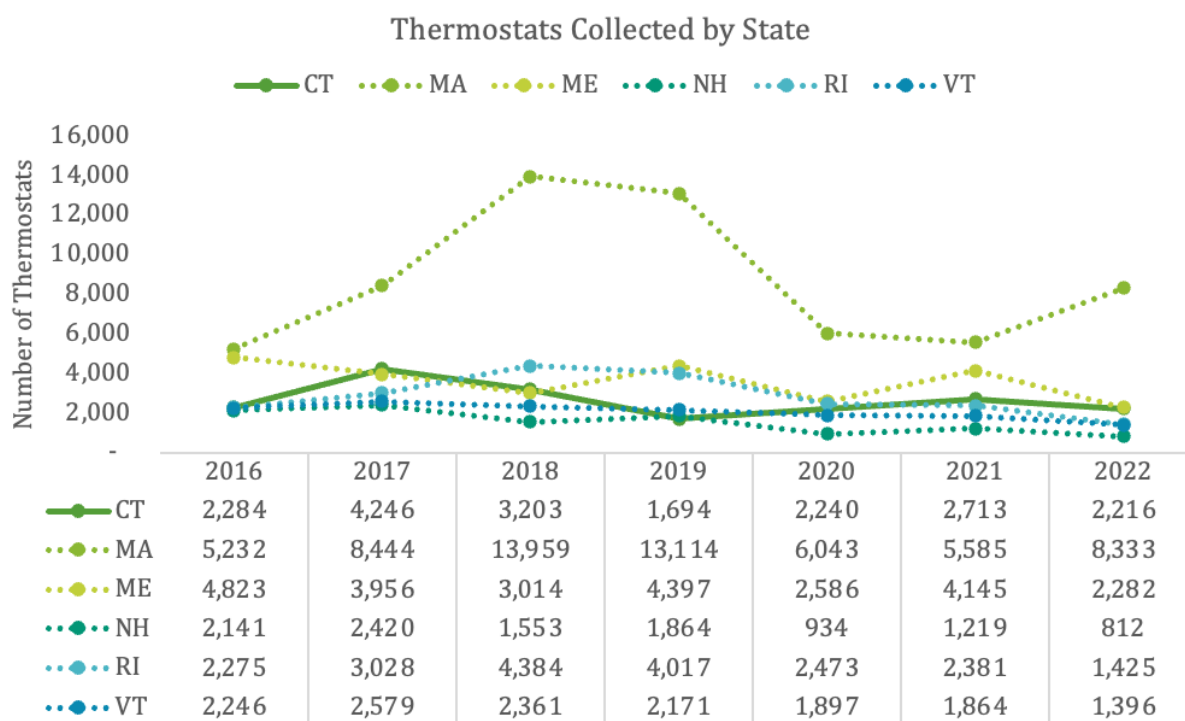


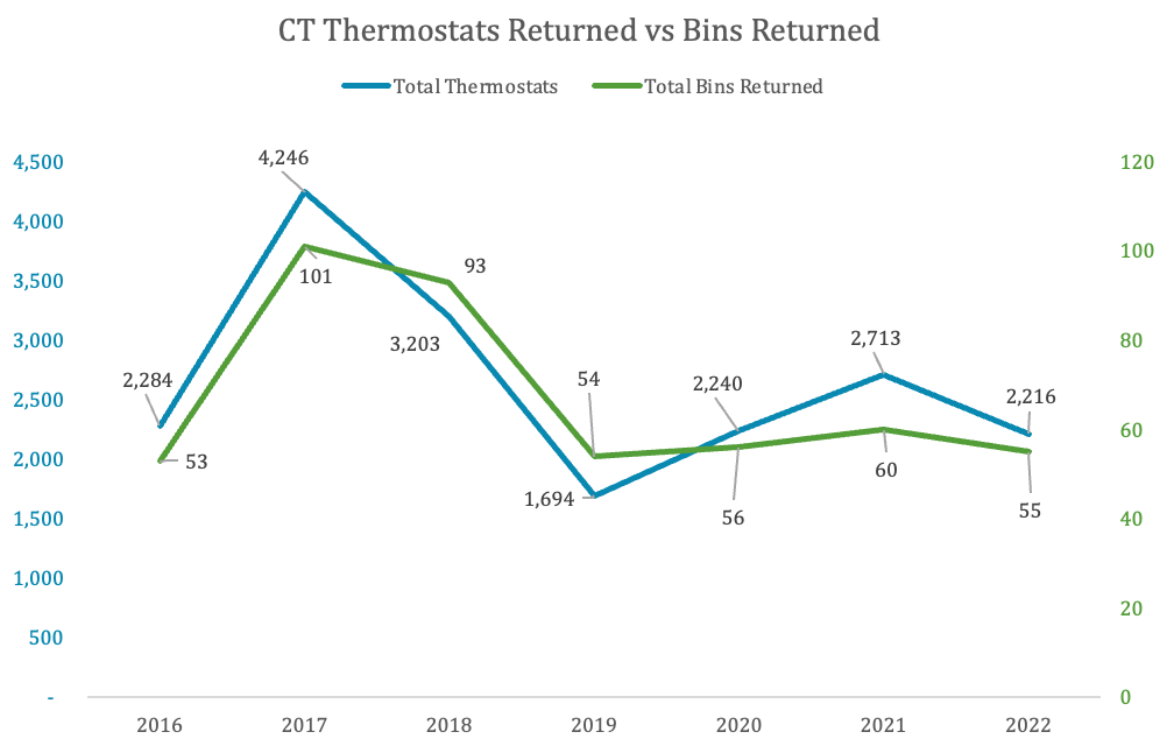
Figure 3.8 illustrates thermostat collection trends relative to other New England states from 2016 to 2022. Following two years of moderate increases, 2022 thermostat collections fell to a level slightly lower than in 2020. Massachusetts is the only state in this regional comparison where collections increased in 2022 over 2021 quantities.

FIGURE 3.8: THERMOSTAT COLLECTION RELATIVE TO PEER NEW ENGLAND STATES



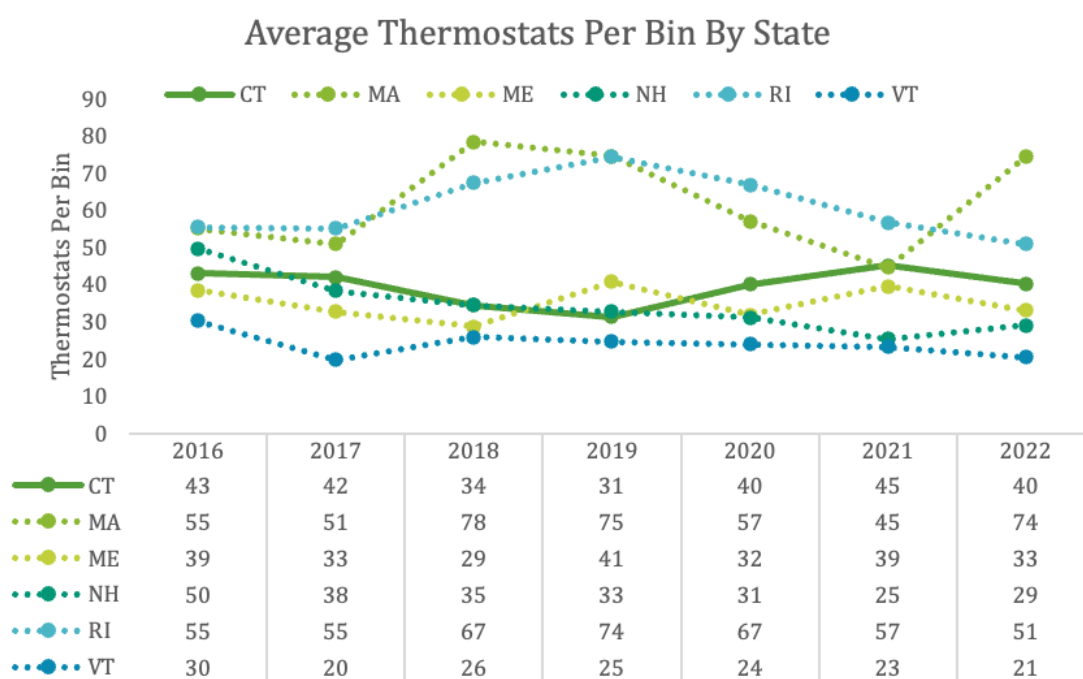
Thermostats and bin returns are two metrics measuring program participation that are correlated. Figure 3.9 shows bins returned and thermostat collections concomitantly by year so relative rates of increase and decrease can be observed. In 2022, bin returns decreased by 8% showing slightly lower participation by channel partners, while over the same timeframe, thermostat returns also decreased even more so by 18%. This relationship illustrates that the number of thermostats collected in 2022 bins, on average, was slightly lower than in 2021.

FIGURE 3.9: COMPARISON OF THERMOSTATS RETURNED VS BINS RECEIVED



The average quantity of thermostats per bin is graphed in Figure 3.10 below, which illustrates the relationship more clearly between increased bins returned and increased thermostat returns. Of New England states shown below, only Massachusetts and New Hampshire increased the average number of thermostats collected in bins over 2021 levels.

FIGURE 3.10: AVERAGE NUMBER THERMOSTATS PER BIN RELATIVE TO PEER STATES



Conclusions

Results in Year 9 under the Mandatory TRC Program in Connecticut

The Thermostat Recycling Corporation's 2022 program year collected 73,152 mercury-containing thermostats across the U.S., including 2,216 in the state of Connecticut. National collection rates rapidly dropped in 2020 following a relatively consistent and gradual decline year-over-year since 2015. Collections in 2020 were likely influenced by the disruptive global pandemic, and numbers rebounded by 9% in 2021. In Connecticut, the quantity of thermostats collected in 2020 did not drop correspondingly; in fact, the number increased by 32% in that same timeframe. This contrast is primarily a result of exceptionally low 2019 performance in Connecticut which had experienced a 47% year-over-year drop from the prior year. In 2020, Connecticut numbers did not follow the national drop, however, instead rebounding by 32% over the previous year, and 2021 collections increased in Connecticut by an additional 21%. The number of thermostats collected nationally, as well as the number in Connecticut, was lower than in 2022, than in the 2021 program year, falling 21% and 18%, respectively.

The thermostats collected in Connecticut through TRC's channel partners were delivered via 55 mailed bins. This participation rate by partners is slightly lower than the 60 bins returned in the 2021 program year and roughly equivalent to the 54 bins contributed in the 2019 program year and the 56 returned in 2020. Nearly two-thirds of the 2022 bins were returned from Hartford and New Haven counties in 2022.

Star Supply Company provide the most thermostats, 279, via two bins, followed by Johnstone Supply's four bins containing 232 thermostats, and Plimpton & Hills Corporation's five bins containing 203 thermostats. These three companies account for about 31% of the thermostats collected in Connecticut in 2022, which equates to an even higher fraction (35%) of the total mercury collected, a direct result of B&F/Johnstone Supply returning 162 loose switches. Eight additional companies provided between two and four bins each, accounting for 36% of the total number of bins and 44% of the

thermostats collected in the year. The remaining 25% of thermostats were collected by 20 companies each returning a single bin.

The fractions of thermostats received from HHW, retail and contractors were similar to those received in 2021. Significantly, wholesalers returned 74% of the thermostat in comparison to a much lower proportion (46%) in the previous year. Only 7% of the thermostats were received from “other” location types, representing a significant decrease from 2021 when 31% of thermostats were returned from this grouping, however 2021 represented an unusually active year of participation from this category. The “other” category consists of property management companies, school districts, higher education institutions, utility companies, etc.

In April 2022, TRC received 17 bins, following 10 bins in March. These returns coincide with 21 site visits all conducted in the month of March. Notably, of the 12 Channel partner locations received a site visit, 10 participated by returning a bin in the program year, demonstrating the high level of effectiveness site visits play in driving participation. Calls, however, did not have nearly the same impact on participation rates; of channel partner locations that received a call, only 11% returned a bin to TRC, while 27% locations that received neither visit nor a call did participate by returning a bin. All calls were made in either July and November, and some locations received more than one call. These calls are specifically targeted locations with low historical participation, so lower than average participation would be expected from this cluster. As can be seen in Figure 2.8, the calls do appear to have a direct impact on bin returns, however, correlating to the month calls were made or the following month.

The most notable trend in the 2022 program year may be the rapid decline in thermostat collections nationally. Collections in Connecticut were also down, and at a rate only slightly less than the national trend; however, the year over year trend in Connecticut, in any given year, has historically not closely reflected the national trend. As illustrated in Table 3.5, thermostat collections in 2022 were down an average of 28% in regulated states. Amongst those states, only New Hampshire and Massachusetts showed an increase in the number of

thermostats per bin. It is not evident the degree to which a single return event, or a limited number of return events, influenced those rates. The larger trend reflects a decrease in the thermostat per bin rate, showing that a level of participation by channel partners, such as wholesalers, yielded fewer thermostats than previously. This might suggest that the rate thermostats are being returned to wholesalers may be declining, potentially a function of lower participation rates by contractors or other players who are removing these thermostats from service, or potentially a signal of a decline in the rate mercury-containing thermostats are being removed from service.

--

RRS has reviewed the data, vetted numbers for accuracy, and verifies the information and data presented in this report is accurate and consistent with the reported numbers.

HOW MERCURY THERMOSTAT WASTE IS HANDLED

WASTE MERCURY-ADDED THERMOSTAT MANAGEMENT THROUGH VEOLIA ES TECHNICAL SOLUTIONS, LLC.

TRC containers with waste mercury-switch thermostats are received at a fulfillment/inventory center in Port Washington, Wisconsin (WIR000130591). The facility is owned and operated by Veolia ES Technical Solutions, L.L.C. (Veolia) under contract with TRC.

All recycling containers, including pails and bins are received at the loading dock and sent to the TRC inventory room. The container and plastic liner are opened and the contents are identified, sorted, and tallied. The following data is recorded for each bin returned and processed: bin number, business name (location name), city, state, zip code, date returned, number of thermostats and mercury switches by manufacturer and any non-conforming material.

The containers are returned to the location that sent it in with a new prepaid address label within 3 weeks of receipt. The thermostats are stored and staged in a plastic lined carton in a storage area for final processing. The containers are dated and processed in order received, first in-first out.

The thermostats and any loose bulbs collected from the containers are consolidated into a special 55-gallon drum which is labeled and dated according to regulations. The drum is sealed with a band and is only opened when contents are being added to it. Special negative pressure venting assures any fumes are captured and vented when the drum is opened.

The 55-gallon drum is then shipped to Veolia's mercury recovery facility (WID988566543) for final processing of the mercury ampules (switches). Veolia Environmental Services meets or exceeds all local, state, federal and EPA regulations for the management of the product.

The containers are returned from the storage area to the mercury recovery processing area to have the mercury bulbs removed from the plastic housing. Universal Waste Regulations require the recycling and disposal of waste within 12 months of acceptance at the processing facility.

Small quantities of thermostats are removed from the container, which is then closed again. The bulbs are removed from the thermostats and placed into processing vessel at the work station. Once the processing vessel is full, the vessel is loaded into the mercury recovery retort oven.

If a bulb breaks and the mercury spills, the work area is designed to contain the spillage and the operators are trained in the clean-up and disposal of mercury. The TRC inventory

and processing areas are equipped with special mercury vacuum cleaners and the work area is vacuumed at the end of the work day to ensure that any spillage is cleaned up and not left to evaporate.

Veolia meets or exceeds all local, state, federal and EPA regulations for the management of the product. The mercury recovery facility and process are permitted by the Wisconsin Department of Natural Resources. Veolia's approvals for mercury recovery/recycling include:

- EPA - identification WID988566543
- Hazardous Waste Storage License #6008
- Hazardous Waste Treatment License (Mercury Recovery Operations) #4585
- Air Operation Permit #246076050-S01
- Storm Water General Permit #WI-S067857-4

In addition to the regulatory permits, both Veolia Port Washington facilities have developed and maintain management systems in accordance with ISO 14001-2004, OHSAS 18001-2007, and Responsible Recycling (R2:2013) Practice. All persons who handle mercury thermostats as part of the TRC operation receive training in the handling of Hazardous Waste and Universal Waste.

The mercury containing ampules are retorted at Veolia's Port Washington Mineral Springs facility. The mercury is removed during the retort process. The post retort debris consists of broken glass ampules. The debris is tested for residual mercury to document the removal of the mercury to levels below the US EPA Land Disposal Restriction (LDR) levels. The debris is then disposal of as a non-hazardous solid waste at Advanced Disposal Glacier Ridge Landfill, LLC in Horicon, Wisconsin.

Form **990**Department of the Treasury
Internal Revenue Service**Return of Organization Exempt From Income Tax**

Under section 501(c), 527, or 4947(a)(1) of the Internal Revenue Code (except private foundations)

▶ Do not enter social security numbers on this form as it may be made public.

▶ Go to www.irs.gov/Form990 for instructions and the latest information.

OMB No. 1545-0047

2021Open to Public
Inspection**A For the 2021 calendar year, or tax year beginning and ending****B** Check if applicable:

- ☐ Address change
☐ Name change
☐ Initial return
☐ Final return/terminated
☐ Amended return
☐ Application pending

C Name of organization**THERMOSTAT RECYCLING CORPORATION**Doing business as **TRC**

Number and street (or P.O. box if mail is not delivered to street address)

355 LEXINGTON AVENUE, 15TH FLOOR

Room/suite

City or town, state or province, country, and ZIP or foreign postal code

NEW YORK, NY 10017**F** Name and address of principal officer: **DANIELLE MYERS****SAME AS C ABOVE****D** Employer identification number**54-1830284****E** Telephone number**212-297-2105****G** Gross receipts \$**2,889,740.****H(a)** Is this a group returnfor subordinates? ☐ Yes ☒ No**H(b)** Are all subordinates included? ☐ Yes ☐ No

If "No," attach a list. See instructions

H(c) Group exemption number ▶**I** Tax-exempt status: ☐ 501(c)(3) ☒ 501(c) (**6**) ◀ (insert no.) ☐ 4947(a)(1) or ☐ 527**J** Website: ▶ **WWW.THERMOSTAT-RECYCLE.ORG****K** Form of organization: ☒ Corporation ☐ Trust ☐ Association ☐ Other ▶**L** Year of formation: **1996****M** State of legal domicile: **DE****Part I Summary**

Activities & Governance	1	Briefly describe the organization's mission or most significant activities: TO PROMOTE THE SAFE COLLECTION AND PROPER DISPOSAL OF MERCURY-CONTAINING THERMOSTATS.
	2	Check this box <input type="checkbox"/> if the organization discontinued its operations or disposed of more than 25% of its net assets.
	3	Number of voting members of the governing body (Part VI, line 1a) 3
	4	Number of independent voting members of the governing body (Part VI, line 1b) 4
	5	Total number of individuals employed in calendar year 2021 (Part V, line 2a) 0
	6	Total number of volunteers (estimate if necessary) 0
	7a	Total unrelated business revenue from Part VIII, column (C), line 12 0.
7b	Net unrelated business taxable income from Form 990-T, Part I, line 11 0.	
Revenue	8	Contributions and grants (Part VIII, line 1h) 0.
	9	Program service revenue (Part VIII, line 2g) 2,994,730.
	10	Investment income (Part VIII, column (A), lines 3, 4, and 7d) 160.
	11	Other revenue (Part VIII, column (A), lines 5, 6d, 8c, 9c, 10c, and 11e) 0.
	12	Total revenue - add lines 8 through 11 (must equal Part VIII, column (A), line 12) 2,994,890.
	Expenses	13
14		Benefits paid to or for members (Part IX, column (A), line 4) 0.
15		Salaries, other compensation, employee benefits (Part IX, column (A), lines 5-10) 11.
16a		Professional fundraising fees (Part IX, column (A), line 11e) 0.
b		Total fundraising expenses (Part IX, column (D), line 25) ▶ 0.
17		Other expenses (Part IX, column (A), lines 11a-11d, 11f-24e) 2,437,817.
18		Total expenses. Add lines 13-17 (must equal Part IX, column (A), line 25) 2,437,828.
19	Revenue less expenses. Subtract line 18 from line 12 557,062.	
Net Assets or Fund Balances	20	Total assets (Part X, line 16) 1,859,558.
	21	Total liabilities (Part X, line 26) 234,399.
	22	Net assets or fund balances. Subtract line 21 from line 20 1,625,159.

Part II Signature Block

Under penalties of perjury, I declare that I have examined this return, including accompanying schedules and statements, and to the best of my knowledge and belief, it is true, correct, and complete. Declaration of preparer (other than officer) is based on all information of which preparer has any knowledge.

Sign Here	Signature of officer	Date			
	DANIELLE MYERS, OPERATIONS AND COMPLIANCE MANAGER Type or print name and title				
Paid Preparer Use Only	Print/Type preparer's name JEFFREY A. SMITH, CPA	Preparer's signature	Date	Check <input type="checkbox"/> if self-employed	PTIN P00139935
	Firm's name ▶ BURDETTE SMITH & BISH LLC	Firm's EIN ▶ 45-4037800	Phone no. 703-591-5200		
Firm's address ▶ 4114 LEGATO ROAD, 5TH FLOOR FAIRFAX, VA 22033					

May the IRS discuss this return with the preparer shown above? See instructions ☒ Yes ☐ No

Part III Statement of Program Service AccomplishmentsCheck if Schedule O contains a response or note to any line in this Part III ☐**1** Briefly describe the organization's mission:

THE THERMOSTAT RECYCLING CORPORATION (TRC) IS A NON-PROFIT ORGANIZATION THAT FACILITATES AND MANAGES THE COLLECTION AND PROPER DISPOSAL OF MERCURY-CONTAINING THERMOSTATS.

2 Did the organization undertake any significant program services during the year which were not listed on the prior Form 990 or 990-EZ? ☐ Yes ☒ No

If "Yes," describe these new services on Schedule O.

3 Did the organization cease conducting, or make significant changes in how it conducts, any program services? ☐ Yes ☒ No

If "Yes," describe these changes on Schedule O.

4 Describe the organization's program service accomplishments for each of its three largest program services, as measured by expenses.

Section 501(c)(3) and 501(c)(4) organizations are required to report the amount of grants and allocations to others, the total expenses, and revenue, if any, for each program service reported.

4a (Code:) (Expenses \$ 2,429,420. including grants of \$) (Revenue \$ 2,889,690.)

TRC FACILITATES THE PROPER MANAGEMENT OF WASTE MERCURY THERMOSTATS BY PROVIDING RECYCLING CONTAINERS FOR THE COLLECTION AND TRANSPORT OF WASTE MERCURY THERMOSTATS TO ELIGIBLE COLLECTION SITES IN ALL U.S. STATES EXCEPT ALASKA AND HAWAII. TRC ALSO CONDUCTS AN EDUCATIONAL CAMPAIGN PROMOTING THE PROPER MANAGEMENT OF WASTE MERCURY THERMOSTATS. SINCE TRC'S FOUNDING, TRC HAS COLLECTED OVER 2,500,000 MERCURY-CONTAINING THERMOSTATS WHICH HAS KEPT 12 TONS OF MERCURY OUT OF THE WASTE SYSTEM.

4b (Code:) (Expenses \$ including grants of \$) (Revenue \$)**4c** (Code:) (Expenses \$ including grants of \$) (Revenue \$)**4d** Other program services (Describe on Schedule O.)

(Expenses \$ including grants of \$) (Revenue \$)

4e Total program service expenses **2,429,420.**

Part IV Checklist of Required Schedules

	Yes	No
1 Is the organization described in section 501(c)(3) or 4947(a)(1) (other than a private foundation)? <i>If "Yes," complete Schedule A</i>		X
2 Is the organization required to complete <i>Schedule B, Schedule of Contributors</i> ? See instructions		X
3 Did the organization engage in direct or indirect political campaign activities on behalf of or in opposition to candidates for public office? <i>If "Yes," complete Schedule C, Part I</i>		X
4 Section 501(c)(3) organizations. Did the organization engage in lobbying activities, or have a section 501(h) election in effect during the tax year? <i>If "Yes," complete Schedule C, Part II</i>		
5 Is the organization a section 501(c)(4), 501(c)(5), or 501(c)(6) organization that receives membership dues, assessments, or similar amounts as defined in Rev. Proc. 98-19? <i>If "Yes," complete Schedule C, Part III</i>	X	
6 Did the organization maintain any donor advised funds or any similar funds or accounts for which donors have the right to provide advice on the distribution or investment of amounts in such funds or accounts? <i>If "Yes," complete Schedule D, Part I</i>		X
7 Did the organization receive or hold a conservation easement, including easements to preserve open space, the environment, historic land areas, or historic structures? <i>If "Yes," complete Schedule D, Part II</i>		X
8 Did the organization maintain collections of works of art, historical treasures, or other similar assets? <i>If "Yes," complete Schedule D, Part III</i>		X
9 Did the organization report an amount in Part X, line 21, for escrow or custodial account liability, serve as a custodian for amounts not listed in Part X; or provide credit counseling, debt management, credit repair, or debt negotiation services? <i>If "Yes," complete Schedule D, Part IV</i>		X
10 Did the organization, directly or through a related organization, hold assets in donor-restricted endowments or in quasi endowments? <i>If "Yes," complete Schedule D, Part V</i>		X
11 If the organization's answer to any of the following questions is "Yes," then complete Schedule D, Parts VI, VII, VIII, IX, or X, as applicable.		
a Did the organization report an amount for land, buildings, and equipment in Part X, line 10? <i>If "Yes," complete Schedule D, Part VI</i>	X	
b Did the organization report an amount for investments - other securities in Part X, line 12, that is 5% or more of its total assets reported in Part X, line 16? <i>If "Yes," complete Schedule D, Part VII</i>		X
c Did the organization report an amount for investments - program related in Part X, line 13, that is 5% or more of its total assets reported in Part X, line 16? <i>If "Yes," complete Schedule D, Part VIII</i>		X
d Did the organization report an amount for other assets in Part X, line 15, that is 5% or more of its total assets reported in Part X, line 16? <i>If "Yes," complete Schedule D, Part IX</i>		X
e Did the organization report an amount for other liabilities in Part X, line 25? <i>If "Yes," complete Schedule D, Part X</i>		X
f Did the organization's separate or consolidated financial statements for the tax year include a footnote that addresses the organization's liability for uncertain tax positions under FIN 48 (ASC 740)? <i>If "Yes," complete Schedule D, Part X</i>	X	
12a Did the organization obtain separate, independent audited financial statements for the tax year? <i>If "Yes," complete Schedule D, Parts XI and XII</i>	X	
b Was the organization included in consolidated, independent audited financial statements for the tax year? <i>If "Yes," and if the organization answered "No" to line 12a, then completing Schedule D, Parts XI and XII is optional</i>		X
13 Is the organization a school described in section 170(b)(1)(A)(ii)? <i>If "Yes," complete Schedule E</i>		X
14a Did the organization maintain an office, employees, or agents outside of the United States?		X
b Did the organization have aggregate revenues or expenses of more than \$10,000 from grantmaking, fundraising, business, investment, and program service activities outside the United States, or aggregate foreign investments valued at \$100,000 or more? <i>If "Yes," complete Schedule F, Parts I and IV</i>		X
15 Did the organization report on Part IX, column (A), line 3, more than \$5,000 of grants or other assistance to or for any foreign organization? <i>If "Yes," complete Schedule F, Parts II and IV</i>		X
16 Did the organization report on Part IX, column (A), line 3, more than \$5,000 of aggregate grants or other assistance to or for foreign individuals? <i>If "Yes," complete Schedule F, Parts III and IV</i>		X
17 Did the organization report a total of more than \$15,000 of expenses for professional fundraising services on Part IX, column (A), lines 6 and 11e? <i>If "Yes," complete Schedule G, Part I. See instructions</i>		X
18 Did the organization report more than \$15,000 total of fundraising event gross income and contributions on Part VIII, lines 1c and 8a? <i>If "Yes," complete Schedule G, Part II</i>		X
19 Did the organization report more than \$15,000 of gross income from gaming activities on Part VIII, line 9a? <i>If "Yes," complete Schedule G, Part III</i>		X
20a Did the organization operate one or more hospital facilities? <i>If "Yes," complete Schedule H</i>		X
b If "Yes" to line 20a, did the organization attach a copy of its audited financial statements to this return?		
21 Did the organization report more than \$5,000 of grants or other assistance to any domestic organization or domestic government on Part IX, column (A), line 1? <i>If "Yes," complete Schedule I, Parts I and II</i>		X

Part IV Checklist of Required Schedules (continued)

	Yes	No
22 Did the organization report more than \$5,000 of grants or other assistance to or for domestic individuals on Part IX, column (A), line 2? <i>If "Yes," complete Schedule I, Parts I and III</i>	22	X
23 Did the organization answer "Yes" to Part VII, Section A, line 3, 4, or 5, about compensation of the organization's current and former officers, directors, trustees, key employees, and highest compensated employees? <i>If "Yes," complete Schedule J</i>	23	X
24a Did the organization have a tax-exempt bond issue with an outstanding principal amount of more than \$100,000 as of the last day of the year, that was issued after December 31, 2002? <i>If "Yes," answer lines 24b through 24d and complete Schedule K. If "No," go to line 25a</i>	24a	X
b Did the organization invest any proceeds of tax-exempt bonds beyond a temporary period exception?	24b	
c Did the organization maintain an escrow account other than a refunding escrow at any time during the year to defease any tax-exempt bonds?	24c	
d Did the organization act as an "on behalf of" issuer for bonds outstanding at any time during the year?	24d	
25a Section 501(c)(3), 501(c)(4), and 501(c)(29) organizations. Did the organization engage in an excess benefit transaction with a disqualified person during the year? <i>If "Yes," complete Schedule L, Part I</i>	25a	
b Is the organization aware that it engaged in an excess benefit transaction with a disqualified person in a prior year, and that the transaction has not been reported on any of the organization's prior Forms 990 or 990-EZ? <i>If "Yes," complete Schedule L, Part I</i>	25b	
26 Did the organization report any amount on Part X, line 5 or 22, for receivables from or payables to any current or former officer, director, trustee, key employee, creator or founder, substantial contributor, or 35% controlled entity or family member of any of these persons? <i>If "Yes," complete Schedule L, Part II</i>	26	X
27 Did the organization provide a grant or other assistance to any current or former officer, director, trustee, key employee, creator or founder, substantial contributor or employee thereof, a grant selection committee member, or to a 35% controlled entity (including an employee thereof) or family member of any of these persons? <i>If "Yes," complete Schedule L, Part III</i>	27	X
28 Was the organization a party to a business transaction with one of the following parties (see the Schedule L, Part IV, instructions for applicable filing thresholds, conditions, and exceptions):		
a A current or former officer, director, trustee, key employee, creator or founder, or substantial contributor? <i>If "Yes," complete Schedule L, Part IV</i>	28a	X
b A family member of any individual described in line 28a? <i>If "Yes," complete Schedule L, Part IV</i>	28b	X
c A 35% controlled entity of one or more individuals and/or organizations described in line 28a or 28b? <i>If "Yes," complete Schedule L, Part IV</i>	28c	X
29 Did the organization receive more than \$25,000 in non-cash contributions? <i>If "Yes," complete Schedule M</i>	29	X
30 Did the organization receive contributions of art, historical treasures, or other similar assets, or qualified conservation contributions? <i>If "Yes," complete Schedule M</i>	30	X
31 Did the organization liquidate, terminate, or dissolve and cease operations? <i>If "Yes," complete Schedule N, Part I</i>	31	X
32 Did the organization sell, exchange, dispose of, or transfer more than 25% of its net assets? <i>If "Yes," complete Schedule N, Part II</i>	32	X
33 Did the organization own 100% of an entity disregarded as separate from the organization under Regulations sections 301.7701-2 and 301.7701-3? <i>If "Yes," complete Schedule R, Part I</i>	33	X
34 Was the organization related to any tax-exempt or taxable entity? <i>If "Yes," complete Schedule R, Part II, III, or IV, and Part V, line 1</i>	34	X
35a Did the organization have a controlled entity within the meaning of section 512(b)(13)?	35a	X
b If "Yes" to line 35a, did the organization receive any payment from or engage in any transaction with a controlled entity within the meaning of section 512(b)(13)? <i>If "Yes," complete Schedule R, Part V, line 2</i>	35b	
36 Section 501(c)(3) organizations. Did the organization make any transfers to an exempt non-charitable related organization? <i>If "Yes," complete Schedule R, Part V, line 2</i>	36	
37 Did the organization conduct more than 5% of its activities through an entity that is not a related organization and that is treated as a partnership for federal income tax purposes? <i>If "Yes," complete Schedule R, Part VI</i>	37	X
38 Did the organization complete Schedule O and provide explanations on Schedule O for Part VI, lines 11b and 19?	38	X

Note: All Form 990 filers are required to complete Schedule O

Part V Statements Regarding Other IRS Filings and Tax ComplianceCheck if Schedule O contains a response or note to any line in this Part V ☐

	Yes	No
1a Enter the number reported in box 3 of Form 1096. Enter -0- if not applicable	1a	0
b Enter the number of Forms W-2G included on line 1a. Enter -0- if not applicable	1b	0
c Did the organization comply with backup withholding rules for reportable payments to vendors and reportable gaming (gambling) winnings to prize winners?	1c	X

Part V Statements Regarding Other IRS Filings and Tax Compliance (continued)

	Yes	No
2a Enter the number of employees reported on Form W-3, Transmittal of Wage and Tax Statements, filed for the calendar year ending with or within the year covered by this return	2a	0
b If at least one is reported on line 2a, did the organization file all required federal employment tax returns?	2b	
Note: If the sum of lines 1a and 2a is greater than 250, you may be required to e-file. See instructions.		
3a Did the organization have unrelated business gross income of \$1,000 or more during the year?	3a	X
b If "Yes," has it filed a Form 990-T for this year? If "No" to line 3b, provide an explanation on Schedule O	3b	
4a At any time during the calendar year, did the organization have an interest in, or a signature or other authority over, a financial account in a foreign country (such as a bank account, securities account, or other financial account)?	4a	X
b If "Yes," enter the name of the foreign country		
See instructions for filing requirements for FinCEN Form 114, Report of Foreign Bank and Financial Accounts (FBAR).		
5a Was the organization a party to a prohibited tax shelter transaction at any time during the tax year?	5a	X
b Did any taxable party notify the organization that it was or is a party to a prohibited tax shelter transaction?	5b	X
c If "Yes" to line 5a or 5b, did the organization file Form 8886-T?	5c	
6a Does the organization have annual gross receipts that are normally greater than \$100,000, and did the organization solicit any contributions that were not tax deductible as charitable contributions?	6a	X
b If "Yes," did the organization include with every solicitation an express statement that such contributions or gifts were not tax deductible?	6b	
7 Organizations that may receive deductible contributions under section 170(c).		
a Did the organization receive a payment in excess of \$75 made partly as a contribution and partly for goods and services provided to the payor?	7a	
b If "Yes," did the organization notify the donor of the value of the goods or services provided?	7b	
c Did the organization sell, exchange, or otherwise dispose of tangible personal property for which it was required to file Form 8282?	7c	
d If "Yes," indicate the number of Forms 8282 filed during the year	7d	
e Did the organization receive any funds, directly or indirectly, to pay premiums on a personal benefit contract?	7e	
f Did the organization, during the year, pay premiums, directly or indirectly, on a personal benefit contract?	7f	
g If the organization received a contribution of qualified intellectual property, did the organization file Form 8899 as required?	7g	
h If the organization received a contribution of cars, boats, airplanes, or other vehicles, did the organization file a Form 1098-C?	7h	
8 Sponsoring organizations maintaining donor advised funds. Did a donor advised fund maintained by the sponsoring organization have excess business holdings at any time during the year?	8	
9 Sponsoring organizations maintaining donor advised funds.		
a Did the sponsoring organization make any taxable distributions under section 4966?	9a	
b Did the sponsoring organization make a distribution to a donor, donor advisor, or related person?	9b	
10 Section 501(c)(7) organizations. Enter:		
a Initiation fees and capital contributions included on Part VIII, line 12	10a	
b Gross receipts, included on Form 990, Part VIII, line 12, for public use of club facilities	10b	
11 Section 501(c)(12) organizations. Enter:		
a Gross income from members or shareholders	11a	
b Gross income from other sources. (Do not net amounts due or paid to other sources against amounts due or received from them.)	11b	
12a Section 4947(a)(1) non-exempt charitable trusts. Is the organization filing Form 990 in lieu of Form 1041?	12a	
b If "Yes," enter the amount of tax-exempt interest received or accrued during the year	12b	
13 Section 501(c)(29) qualified nonprofit health insurance issuers.		
a Is the organization licensed to issue qualified health plans in more than one state?	13a	
Note: See the instructions for additional information the organization must report on Schedule O.		
b Enter the amount of reserves the organization is required to maintain by the states in which the organization is licensed to issue qualified health plans	13b	
c Enter the amount of reserves on hand	13c	
14a Did the organization receive any payments for indoor tanning services during the tax year?	14a	X
b If "Yes," has it filed a Form 720 to report these payments? If "No," provide an explanation on Schedule O	14b	
15 Is the organization subject to the section 4960 tax on payment(s) of more than \$1,000,000 in remuneration or excess parachute payment(s) during the year?	15	X
If "Yes," see the instructions and file Form 4720, Schedule N.		
16 Is the organization an educational institution subject to the section 4968 excise tax on net investment income?	16	X
If "Yes," complete Form 4720, Schedule O.		
17 Section 501(c)(21) organizations. Did the trust, any disqualified person, or mine operator engage in any activities that would result in the imposition of an excise tax under section 4951, 4952 or 4953?	17	
If "Yes," complete Form 6069.		

Part VI Governance, Management, and Disclosure. For each "Yes" response to lines 2 through 7b below, and for a "No" response to line 8a, 8b, or 10b below, describe the circumstances, processes, or changes on Schedule O. See instructions.

Check if Schedule O contains a response or note to any line in this Part VI ☒ **X**

Section A. Governing Body and Management

	1a	1b	2	3	4	5	6	7a	7b	8a	8b	9	Yes	No
1a Enter the number of voting members of the governing body at the end of the tax year	4													
If there are material differences in voting rights among members of the governing body, or if the governing body delegated broad authority to an executive committee or similar committee, explain on Schedule O.														
b Enter the number of voting members included on line 1a, above, who are independent		4												
2 Did any officer, director, trustee, or key employee have a family relationship or a business relationship with any other officer, director, trustee, or key employee?			2											X
3 Did the organization delegate control over management duties customarily performed by or under the direct supervision of officers, directors, trustees, or key employees to a management company or other person?				3									X	
4 Did the organization make any significant changes to its governing documents since the prior Form 990 was filed?					4									X
5 Did the organization become aware during the year of a significant diversion of the organization's assets?						5								X
6 Did the organization have members or stockholders?							6						X	
7a Did the organization have members, stockholders, or other persons who had the power to elect or appoint one or more members of the governing body?								7a					X	
b Are any governance decisions of the organization reserved to (or subject to approval by) members, stockholders, or persons other than the governing body?									7b					X
8 Did the organization contemporaneously document the meetings held or written actions undertaken during the year by the following:														
a The governing body?										8a			X	
b Each committee with authority to act on behalf of the governing body?											8b		X	
9 Is there any officer, director, trustee, or key employee listed in Part VII, Section A, who cannot be reached at the organization's mailing address? If "Yes," provide the names and addresses on Schedule O												9		X

Section B. Policies (This Section B requests information about policies not required by the Internal Revenue Code.)

	10a	10b	11a	11b	12a	12b	12c	13	14	15a	15b	16a	16b	Yes	No
10a Did the organization have local chapters, branches, or affiliates?	10a														X
b If "Yes," did the organization have written policies and procedures governing the activities of such chapters, affiliates, and branches to ensure their operations are consistent with the organization's exempt purposes?		10b													
11a Has the organization provided a complete copy of this Form 990 to all members of its governing body before filing the form?			11a											X	
b Describe on Schedule O the process, if any, used by the organization to review this Form 990.															
12a Did the organization have a written conflict of interest policy? If "No," go to line 13					12a									X	
b Were officers, directors, or trustees, and key employees required to disclose annually interests that could give rise to conflicts?						12b									X
c Did the organization regularly and consistently monitor and enforce compliance with the policy? If "Yes," describe on Schedule O how this was done							12c								X
13 Did the organization have a written whistleblower policy?								13						X	
14 Did the organization have a written document retention and destruction policy?									14					X	
15 Did the process for determining compensation of the following persons include a review and approval by independent persons, comparability data, and contemporaneous substantiation of the deliberation and decision?															
a The organization's CEO, Executive Director, or top management official										15a					X
b Other officers or key employees of the organization											15b				X
If "Yes" to line 15a or 15b, describe the process on Schedule O. See instructions.															
16a Did the organization invest in, contribute assets to, or participate in a joint venture or similar arrangement with a taxable entity during the year?												16a			X
b If "Yes," did the organization follow a written policy or procedure requiring the organization to evaluate its participation in joint venture arrangements under applicable federal tax law, and take steps to safeguard the organization's exempt status with respect to such arrangements?													16b		

Section C. Disclosure

17 List the states with which a copy of this Form 990 is required to be filed **CA, MT, IL**

18 Section 6104 requires an organization to make its Forms 1023 (1024 or 1024-A, if applicable), 990, and 990-T (section 501(c)(3)s only) available for public inspection. Indicate how you made these available. Check all that apply.
☐ Own website ☐ Another's website ☒ Upon request ☐ Other (explain on Schedule O)

19 Describe on Schedule O whether (and if so, how) the organization made its governing documents, conflict of interest policy, and financial statements available to the public during the tax year.

20 State the name, address, and telephone number of the person who possesses the organization's books and records **DANIELLE MYERS - 267-513-1726**
500 OFFICE CENTER DRIVE, STE 400, FORT WASHINGTON, PA 19034

Part VIII Statement of RevenueCheck if Schedule O contains a response or note to any line in this Part VIII ☐

				(A)	(B)	(C)	(D)
				Total revenue	Related or exempt function revenue	Unrelated business revenue	Revenue excluded from tax under sections 512 - 514
Contributions, Gifts, Grants and Other Similar Amounts	1 a	Federated campaigns	1a				
	b	Membership dues	1b				
	c	Fundraising events	1c				
	d	Related organizations	1d				
	e	Government grants (contributions)	1e				
	f	All other contributions, gifts, grants, and similar amounts not included above ...	1f				
	g	Noncash contributions included in lines 1a-1f	1g	\$			
	h	Total. Add lines 1a-1f					
Program Service Revenue	2 a	MEMBERSHIP DUES	Business Code	900099	2,625,343.	2,625,343.	
	b	GOVERNMENT AFFAIRS	900099	262,000.	262,000.		
	c	MISCELLANEOUS INCOME	900099	2,347.	2,347.		
	d						
	e						
	f	All other program service revenue					
	g	Total. Add lines 2a-2f		2,889,690.			
	Other Revenue	3	Investment income (including dividends, interest, and other similar amounts)		50.		
4		Income from investment of tax-exempt bond proceeds					
5		Royalties					
6 a		Gross rents	(i) Real	(ii) Personal			
b		Less: rental expenses ...					
c		Rental income or (loss)					
d		Net rental income or (loss)					
7 a		Gross amount from sales of assets other than inventory	(i) Securities	(ii) Other			
b		Less: cost or other basis and sales expenses					
c		Gain or (loss)					
d		Net gain or (loss)					
8 a		Gross income from fundraising events (not including \$ _____ of contributions reported on line 1c). See Part IV, line 18					
b		Less: direct expenses					
c		Net income or (loss) from fundraising events					
9 a		Gross income from gaming activities. See Part IV, line 19					
b	Less: direct expenses						
c	Net income or (loss) from gaming activities						
10 a	Gross sales of inventory, less returns and allowances						
b	Less: cost of goods sold						
c	Net income or (loss) from sales of inventory						
Miscellaneous Revenue	11 a		Business Code				
	b						
	c						
	d	All other revenue					
	e	Total. Add lines 11a-11d					
	12	Total revenue. See instructions		2,889,740.	2,889,690.	0.	50.

Part IX Statement of Functional Expenses

Section 501(c)(3) and 501(c)(4) organizations must complete all columns. All other organizations must complete column (A).

Check if Schedule O contains a response or note to any line in this Part IX

☒ X

Do not include amounts reported on lines 6b, 7b, 8b, 9b, and 10b of Part VIII.	(A) Total expenses	(B) Program service expenses	(C) Management and general expenses	(D) Fundraising expenses
1 Grants and other assistance to domestic organizations and domestic governments. See Part IV, line 21 ...				
2 Grants and other assistance to domestic individuals. See Part IV, line 22				
3 Grants and other assistance to foreign organizations, foreign governments, and foreign individuals. See Part IV, lines 15 and 16				
4 Benefits paid to or for members				
5 Compensation of current officers, directors, trustees, and key employees				
6 Compensation not included above to disqualified persons (as defined under section 4958(f)(1)) and persons described in section 4958(c)(3)(B)				
7 Other salaries and wages				
8 Pension plan accruals and contributions (include section 401(k) and 403(b) employer contributions)				
9 Other employee benefits				
10 Payroll taxes				
11 Fees for services (nonemployees):				
a Management	358,000.			
b Legal	129,962.			
c Accounting	15,595.			
d Lobbying				
e Professional fundraising services. See Part IV, line 17				
f Investment management fees				
g Other. (If line 11g amount exceeds 10% of line 25, column (A), amount, list line 11g expenses on Sch O.)	514,999.			
12 Advertising and promotion	831,825.			
13 Office expenses	18,586.			
14 Information technology	31,080.			
15 Royalties				
16 Occupancy	4,235.			
17 Travel	5,249.			
18 Payments of travel or entertainment expenses for any federal, state, or local public officials ...				
19 Conferences, conventions, and meetings				
20 Interest				
21 Payments to affiliates				
22 Depreciation, depletion, and amortization	55,080.			
23 Insurance	31,471.			
24 Other expenses. Itemize expenses not covered above. (List miscellaneous expenses on line 24e. If line 24e amount exceeds 10% of line 25, column (A), amount, list line 24e expenses on Schedule O.)				
a RECYCLING SERVICES	508,291.			
b RECYCLING BINS	24,654.			
c SPONSORSHIPS AND MEMBER	24,078.			
d COMMUNICATIONS	13,637.			
e All other expenses	16,491.			
25 Total functional expenses. Add lines 1 through 24e	2,583,233.			
26 Joint costs. Complete this line only if the organization reported in column (B) joint costs from a combined educational campaign and fundraising solicitation.				

Check here ☐ if following SOP 98-2 (ASC 958-720)

Part X Balance SheetCheck if Schedule O contains a response or note to any line in this Part X ☐

		(A) Beginning of year		(B) End of year
Assets	1 Cash - non-interest-bearing	1,311,316.	1	1,290,689.
	2 Savings and temporary cash investments	250,671.	2	250,696.
	3 Pledges and grants receivable, net		3	
	4 Accounts receivable, net	118,313.	4	609,477.
	5 Loans and other receivables from any current or former officer, director, trustee, key employee, creator or founder, substantial contributor, or 35% controlled entity or family member of any of these persons		5	
	6 Loans and other receivables from other disqualified persons (as defined under section 4958(f)(1)), and persons described in section 4958(c)(3)(B)		6	
	7 Notes and loans receivable, net		7	
	8 Inventories for sale or use		8	
	9 Prepaid expenses and deferred charges	32,076.	9	30,298.
	10a Land, buildings, and equipment: cost or other basis. Complete Part VI of Schedule D	10a 10,068.		
	b Less: accumulated depreciation	10b 10,068.	10c 0.	0.
	11 Investments - publicly traded securities		11	
	12 Investments - other securities. See Part IV, line 11		12	
	13 Investments - program-related. See Part IV, line 11		13	
	14 Intangible assets	137,814.	14	82,735.
	15 Other assets. See Part IV, line 11	9,368.	15	2,000.
16 Total assets. Add lines 1 through 15 (must equal line 33)	1,859,558.	16	2,265,895.	
Liabilities	17 Accounts payable and accrued expenses	177,437.	17	334,229.
	18 Grants payable		18	
	19 Deferred revenue	56,962.	19	0.
	20 Tax-exempt bond liabilities		20	
	21 Escrow or custodial account liability. Complete Part IV of Schedule D		21	
	22 Loans and other payables to any current or former officer, director, trustee, key employee, creator or founder, substantial contributor, or 35% controlled entity or family member of any of these persons		22	
	23 Secured mortgages and notes payable to unrelated third parties		23	
	24 Unsecured notes and loans payable to unrelated third parties		24	
	25 Other liabilities (including federal income tax, payables to related third parties, and other liabilities not included on lines 17-24). Complete Part X of Schedule D		25	
	26 Total liabilities. Add lines 17 through 25	234,399.	26	334,229.
Net Assets or Fund Balances	Organizations that follow FASB ASC 958, check here <input checked="" type="checkbox"/> and complete lines 27, 28, 32, and 33.			
	27 Net assets without donor restrictions	1,505,159.	27	1,811,666.
	28 Net assets with donor restrictions	120,000.	28	120,000.
	Organizations that do not follow FASB ASC 958, check here <input type="checkbox"/> and complete lines 29 through 33.			
	29 Capital stock or trust principal, or current funds		29	
	30 Paid-in or capital surplus, or land, building, or equipment fund		30	
	31 Retained earnings, endowment, accumulated income, or other funds		31	
	32 Total net assets or fund balances	1,625,159.	32	1,931,666.
	33 Total liabilities and net assets/fund balances	1,859,558.	33	2,265,895.

Form 990 (2021)

Part XI Reconciliation of Net AssetsCheck if Schedule O contains a response or note to any line in this Part XI ☐

1	Total revenue (must equal Part VIII, column (A), line 12)	1	2,889,740.
2	Total expenses (must equal Part IX, column (A), line 25)	2	2,583,233.
3	Revenue less expenses. Subtract line 2 from line 1	3	306,507.
4	Net assets or fund balances at beginning of year (must equal Part X, line 32, column (A))	4	1,625,159.
5	Net unrealized gains (losses) on investments	5	
6	Donated services and use of facilities	6	
7	Investment expenses	7	
8	Prior period adjustments	8	
9	Other changes in net assets or fund balances (explain on Schedule O)	9	0.
10	Net assets or fund balances at end of year. Combine lines 3 through 9 (must equal Part X, line 32, column (B))	10	1,931,666.

Part XII Financial Statements and ReportingCheck if Schedule O contains a response or note to any line in this Part XII ☒

	Yes	No
1 Accounting method used to prepare the Form 990: <input type="checkbox"/> Cash <input checked="" type="checkbox"/> Accrual <input type="checkbox"/> Other _____ If the organization changed its method of accounting from a prior year or checked "Other," explain on Schedule O.		
2a Were the organization's financial statements compiled or reviewed by an independent accountant? _____ If "Yes," check a box below to indicate whether the financial statements for the year were compiled or reviewed on a separate basis, consolidated basis, or both: <input type="checkbox"/> Separate basis <input type="checkbox"/> Consolidated basis <input type="checkbox"/> Both consolidated and separate basis		X
b Were the organization's financial statements audited by an independent accountant? _____ If "Yes," check a box below to indicate whether the financial statements for the year were audited on a separate basis, consolidated basis, or both: <input checked="" type="checkbox"/> Separate basis <input type="checkbox"/> Consolidated basis <input type="checkbox"/> Both consolidated and separate basis	X	
c If "Yes" to line 2a or 2b, does the organization have a committee that assumes responsibility for oversight of the audit, review, or compilation of its financial statements and selection of an independent accountant? _____ If the organization changed either its oversight process or selection process during the tax year, explain on Schedule O.	X	
3a As a result of a federal award, was the organization required to undergo an audit or audits as set forth in the Single Audit Act and OMB Circular A-133? _____		X
b If "Yes," did the organization undergo the required audit or audits? If the organization did not undergo the required audit or audits, explain why on Schedule O and describe any steps taken to undergo such audits _____		

Form 990 (2021)

SCHEDULE C
(Form 990)

Department of the Treasury
Internal Revenue Service

Political Campaign and Lobbying Activities

For Organizations Exempt From Income Tax Under section 501(c) and section 527
▶ **Complete if the organization is described below.** ▶ **Attach to Form 990 or Form 990-EZ.**
▶ **Go to www.irs.gov/Form990 for instructions and the latest information.**

OMB No. 1545-0047

2021

**Open to Public
Inspection**

If the organization answered "Yes," on Form 990, Part IV, line 3, or Form 990-EZ, Part V, line 46 (Political Campaign Activities), then

- Section 501(c)(3) organizations: Complete Parts I-A and B. Do not complete Part I-C.
- Section 501(c) (other than section 501(c)(3)) organizations: Complete Parts I-A and C below. Do not complete Part I-B.
- Section 527 organizations: Complete Part I-A only.

If the organization answered "Yes," on Form 990, Part IV, line 4, or Form 990-EZ, Part VI, line 47 (Lobbying Activities), then

- Section 501(c)(3) organizations that have filed Form 5768 (election under section 501(h)): Complete Part II-A. Do not complete Part II-B.
- Section 501(c)(3) organizations that have NOT filed Form 5768 (election under section 501(h)): Complete Part II-B. Do not complete Part II-A.

If the organization answered "Yes," on Form 990, Part IV, line 5 (Proxy Tax) (See separate instructions) or Form 990-EZ, Part V, line 35c (Proxy Tax) (See separate instructions), then

- Section 501(c)(4), (5), or (6) organizations: Complete Part III.

Name of organization

THERMOSTAT RECYCLING CORPORATION

Employer identification number

54-1830284

Part I-A Complete if the organization is exempt under section 501(c) or is a section 527 organization.

1 Provide a description of the organization's direct and indirect political campaign activities in Part IV.

2 Political campaign activity expenditures ▶ \$

3 Volunteer hours for political campaign activities ▶

Part I-B Complete if the organization is exempt under section 501(c)(3).

1 Enter the amount of any excise tax incurred by the organization under section 4955 ▶ \$

2 Enter the amount of any excise tax incurred by organization managers under section 4955 ▶ \$

3 If the organization incurred a section 4955 tax, did it file Form 4720 for this year? ☐ Yes ☐ No

4a Was a correction made? ☐ Yes ☐ No

b If "Yes," describe in Part IV.

Part I-C Complete if the organization is exempt under section 501(c), except section 501(c)(3).

1 Enter the amount directly expended by the filing organization for section 527 exempt function activities ▶ \$

2 Enter the amount of the filing organization's funds contributed to other organizations for section 527
exempt function activities ▶ \$

3 Total exempt function expenditures. Add lines 1 and 2. Enter here and on Form 1120-POL,
line 17b ▶ \$

4 Did the filing organization file **Form 1120-POL** for this year? ☐ Yes ☐ No

5 Enter the names, addresses and employer identification number (EIN) of all section 527 political organizations to which the filing organization made payments. For each organization listed, enter the amount paid from the filing organization's funds. Also enter the amount of political contributions received that were promptly and directly delivered to a separate political organization, such as a separate segregated fund or a political action committee (PAC). If additional space is needed, provide information in Part IV.

(a) Name	(b) Address	(c) EIN	(d) Amount paid from filing organization's funds. If none, enter -0-.	(e) Amount of political contributions received and promptly and directly delivered to a separate political organization. If none, enter -0-.

For Paperwork Reduction Act Notice, see the Instructions for Form 990 or 990-EZ.

Schedule C (Form 990) 2021

LHA

132041 11-03-21

Part II-A Complete if the organization is exempt under section 501(c)(3) and filed Form 5768 (election under section 501(h)).

A Check ☐ if the filing organization belongs to an affiliated group (and list in Part IV each affiliated group member's name, address, EIN, expenses, and share of excess lobbying expenditures).

B Check ☐ if the filing organization checked box A and "limited control" provisions apply.

Limits on Lobbying Expenditures (The term "expenditures" means amounts paid or incurred.)		(a) Filing organization's totals	(b) Affiliated group totals												
1a Total lobbying expenditures to influence public opinion (grassroots lobbying)															
b Total lobbying expenditures to influence a legislative body (direct lobbying)															
c Total lobbying expenditures (add lines 1a and 1b)															
d Other exempt purpose expenditures															
e Total exempt purpose expenditures (add lines 1c and 1d)															
f Lobbying nontaxable amount. Enter the amount from the following table in both columns.															
<table border="1"> <thead> <tr> <th>If the amount on line 1e, column (a) or (b) is:</th> <th>The lobbying nontaxable amount is:</th> </tr> </thead> <tbody> <tr> <td>Not over \$500,000</td> <td>20% of the amount on line 1e.</td> </tr> <tr> <td>Over \$500,000 but not over \$1,000,000</td> <td>\$100,000 plus 15% of the excess over \$500,000.</td> </tr> <tr> <td>Over \$1,000,000 but not over \$1,500,000</td> <td>\$175,000 plus 10% of the excess over \$1,000,000.</td> </tr> <tr> <td>Over \$1,500,000 but not over \$17,000,000</td> <td>\$225,000 plus 5% of the excess over \$1,500,000.</td> </tr> <tr> <td>Over \$17,000,000</td> <td>\$1,000,000.</td> </tr> </tbody> </table>	If the amount on line 1e, column (a) or (b) is:	The lobbying nontaxable amount is:	Not over \$500,000	20% of the amount on line 1e.	Over \$500,000 but not over \$1,000,000	\$100,000 plus 15% of the excess over \$500,000.	Over \$1,000,000 but not over \$1,500,000	\$175,000 plus 10% of the excess over \$1,000,000.	Over \$1,500,000 but not over \$17,000,000	\$225,000 plus 5% of the excess over \$1,500,000.	Over \$17,000,000	\$1,000,000.			
If the amount on line 1e, column (a) or (b) is:	The lobbying nontaxable amount is:														
Not over \$500,000	20% of the amount on line 1e.														
Over \$500,000 but not over \$1,000,000	\$100,000 plus 15% of the excess over \$500,000.														
Over \$1,000,000 but not over \$1,500,000	\$175,000 plus 10% of the excess over \$1,000,000.														
Over \$1,500,000 but not over \$17,000,000	\$225,000 plus 5% of the excess over \$1,500,000.														
Over \$17,000,000	\$1,000,000.														
g Grassroots nontaxable amount (enter 25% of line 1f)															
h Subtract line 1g from line 1a. If zero or less, enter -0-															
i Subtract line 1f from line 1c. If zero or less, enter -0-															
j If there is an amount other than zero on either line 1h or line 1i, did the organization file Form 4720 reporting section 4911 tax for this year?		<input type="checkbox"/> Yes <input type="checkbox"/> No													

4-Year Averaging Period Under Section 501(h)

(Some organizations that made a section 501(h) election do not have to complete all of the five columns below.)

See the separate instructions for lines 2a through 2f.)

Lobbying Expenditures During 4-Year Averaging Period					
Calendar year (or fiscal year beginning in)	(a) 2018	(b) 2019	(c) 2020	(d) 2021	(e) Total
2a Lobbying nontaxable amount					
b Lobbying ceiling amount (150% of line 2a, column(e))					
c Total lobbying expenditures					
d Grassroots nontaxable amount					
e Grassroots ceiling amount (150% of line 2d, column (e))					
f Grassroots lobbying expenditures					

Schedule C (Form 990) 2021

SCHEDULE D
(Form 990)Department of the Treasury
Internal Revenue Service**Supplemental Financial Statements**▶ **Complete if the organization answered "Yes" on Form 990, Part IV, line 6, 7, 8, 9, 10, 11a, 11b, 11c, 11d, 11e, 11f, 12a, or 12b.**
▶ **Attach to Form 990.**▶ **Go to www.irs.gov/Form990 for instructions and the latest information.**

OMB No. 1545-0047

2021**Open to Public Inspection****Name of the organization****THERMOSTAT RECYCLING CORPORATION****Employer identification number****54-1830284****Part I Organizations Maintaining Donor Advised Funds or Other Similar Funds or Accounts.** Complete if the organization answered "Yes" on Form 990, Part IV, line 6.

	(a) Donor advised funds	(b) Funds and other accounts
1 Total number at end of year		
2 Aggregate value of contributions to (during year)		
3 Aggregate value of grants from (during year)		
4 Aggregate value at end of year		
5 Did the organization inform all donors and donor advisors in writing that the assets held in donor advised funds are the organization's property, subject to the organization's exclusive legal control?	<input type="checkbox"/> Yes	<input type="checkbox"/> No
6 Did the organization inform all grantees, donors, and donor advisors in writing that grant funds can be used only for charitable purposes and not for the benefit of the donor or donor advisor, or for any other purpose conferring impermissible private benefit?	<input type="checkbox"/> Yes	<input type="checkbox"/> No

Part II Conservation Easements. Complete if the organization answered "Yes" on Form 990, Part IV, line 7.

1 Purpose(s) of conservation easements held by the organization (check all that apply).
☐ Preservation of land for public use (for example, recreation or education) ☐ Preservation of a historically important land area
☐ Protection of natural habitat ☐ Preservation of a certified historic structure
☐ Preservation of open space

2 Complete lines 2a through 2d if the organization held a qualified conservation contribution in the form of a conservation easement on the last day of the tax year.

	Held at the End of the Tax Year
a Total number of conservation easements	2a
b Total acreage restricted by conservation easements	2b
c Number of conservation easements on a certified historic structure included in (a)	2c
d Number of conservation easements included in (c) acquired after 7/25/06, and not on a historic structure listed in the National Register	2d

3 Number of conservation easements modified, transferred, released, extinguished, or terminated by the organization during the tax year ▶

4 Number of states where property subject to conservation easement is located ▶

5 Does the organization have a written policy regarding the periodic monitoring, inspection, handling of violations, and enforcement of the conservation easements it holds?

☐ Yes ☐ No

6 Staff and volunteer hours devoted to monitoring, inspecting, handling of violations, and enforcing conservation easements during the year ▶

7 Amount of expenses incurred in monitoring, inspecting, handling of violations, and enforcing conservation easements during the year ▶ \$

8 Does each conservation easement reported on line 2(d) above satisfy the requirements of section 170(h)(4)(B)(i) and section 170(h)(4)(B)(ii)?

☐ Yes ☐ No

9 In Part XIII, describe how the organization reports conservation easements in its revenue and expense statement and balance sheet, and include, if applicable, the text of the footnote to the organization's financial statements that describes the organization's accounting for conservation easements.

Part III Organizations Maintaining Collections of Art, Historical Treasures, or Other Similar Assets.

Complete if the organization answered "Yes" on Form 990, Part IV, line 8.

1a If the organization elected, as permitted under FASB ASC 958, not to report in its revenue statement and balance sheet works of art, historical treasures, or other similar assets held for public exhibition, education, or research in furtherance of public service, provide in Part XIII the text of the footnote to its financial statements that describes these items.

b If the organization elected, as permitted under FASB ASC 958, to report in its revenue statement and balance sheet works of art, historical treasures, or other similar assets held for public exhibition, education, or research in furtherance of public service, provide the following amounts relating to these items:

(i) Revenue included on Form 990, Part VIII, line 1

(ii) Assets included in Form 990, Part X

2 If the organization received or held works of art, historical treasures, or other similar assets for financial gain, provide the following amounts required to be reported under FASB ASC 958 relating to these items:

a Revenue included on Form 990, Part VIII, line 1

b Assets included in Form 990, Part X

LHA For Paperwork Reduction Act Notice, see the Instructions for Form 990.

Schedule D (Form 990) 2021

Part III Organizations Maintaining Collections of Art, Historical Treasures, or Other Similar Assets (continued)

3 Using the organization's acquisition, accession, and other records, check any of the following that make significant use of its collection items (check all that apply):

a ☐ Public exhibition

d ☐ Loan or exchange program

b ☐ Scholarly research

e ☐ Other _____

c ☐ Preservation for future generations

4 Provide a description of the organization's collections and explain how they further the organization's exempt purpose in Part XIII.

5 During the year, did the organization solicit or receive donations of art, historical treasures, or other similar assets

to be sold to raise funds rather than to be maintained as part of the organization's collection? ☐ Yes ☐ No

Part IV Escrow and Custodial Arrangements. Complete if the organization answered "Yes" on Form 990, Part IV, line 9, or reported an amount on Form 990, Part X, line 21.

1a Is the organization an agent, trustee, custodian or other intermediary for contributions or other assets not included on Form 990, Part X? ☐ Yes ☐ No

b If "Yes," explain the arrangement in Part XIII and complete the following table:

	Amount
c Beginning balance	1c
d Additions during the year	1d
e Distributions during the year	1e
f Ending balance	1f

2a Did the organization include an amount on Form 990, Part X, line 21, for escrow or custodial account liability? ☐ Yes ☐ No

b If "Yes," explain the arrangement in Part XIII. Check here if the explanation has been provided on Part XIII ☐

Part V Endowment Funds. Complete if the organization answered "Yes" on Form 990, Part IV, line 10.

	(a) Current year	(b) Prior year	(c) Two years back	(d) Three years back	(e) Four years back
1a Beginning of year balance					
b Contributions					
c Net investment earnings, gains, and losses					
d Grants or scholarships					
e Other expenditures for facilities and programs					
f Administrative expenses					
g End of year balance					

2 Provide the estimated percentage of the current year end balance (line 1g, column (a)) held as:

a Board designated or quasi-endowment ☐ _____ %

b Permanent endowment ☐ _____ %

c Term endowment ☐ _____ %

The percentages on lines 2a, 2b, and 2c should equal 100%.

3a Are there endowment funds not in the possession of the organization that are held and administered for the organization by:

(i) Unrelated organizations

(ii) Related organizations

b If "Yes" on line 3a(ii), are the related organizations listed as required on Schedule R? ☐

	Yes	No
3a(i)		
3a(ii)		
3b		

4 Describe in Part XIII the intended uses of the organization's endowment funds.

Part VI Land, Buildings, and Equipment.

Complete if the organization answered "Yes" on Form 990, Part IV, line 11a. See Form 990, Part X, line 10.

Description of property	(a) Cost or other basis (investment)	(b) Cost or other basis (other)	(c) Accumulated depreciation	(d) Book value
1a Land				
b Buildings				0.
c Leasehold improvements				0.
d Equipment		10,068.	10,068.	0.
e Other				0.
Total. Add lines 1a through 1e. (Column (d) must equal Form 990, Part X, column (B), line 10c.)				0.

Schedule D (Form 990) 2021

Part VII Investments - Other Securities.

Complete if the organization answered "Yes" on Form 990, Part IV, line 11b. See Form 990, Part X, line 12.

(a) Description of security or category (including name of security)	(b) Book value	(c) Method of valuation: Cost or end-of-year market value
(1) Financial derivatives		
(2) Closely held equity interests		
(3) Other		
(A)		
(B)		
(C)		
(D)		
(E)		
(F)		
(G)		
(H)		
Total. (Col. (b) must equal Form 990, Part X, col. (B) line 12.) ▶		

Part VIII Investments - Program Related.

Complete if the organization answered "Yes" on Form 990, Part IV, line 11c. See Form 990, Part X, line 13.

(a) Description of investment	(b) Book value	(c) Method of valuation: Cost or end-of-year market value
(1)		
(2)		
(3)		
(4)		
(5)		
(6)		
(7)		
(8)		
(9)		
Total. (Col. (b) must equal Form 990, Part X, col. (B) line 13.) ▶		

Part IX Other Assets.

Complete if the organization answered "Yes" on Form 990, Part IV, line 11d. See Form 990, Part X, line 15.

(a) Description	(b) Book value
(1)	
(2)	
(3)	
(4)	
(5)	
(6)	
(7)	
(8)	
(9)	
Total. (Column (b) must equal Form 990, Part X, col. (B) line 15.) ▶	

Part X Other Liabilities.

Complete if the organization answered "Yes" on Form 990, Part IV, line 11e or 11f. See Form 990, Part X, line 25.

(a) Description of liability	(b) Book value
1. (1) Federal income taxes	
(2)	
(3)	
(4)	
(5)	
(6)	
(7)	
(8)	
(9)	
Total. (Column (b) must equal Form 990, Part X, col. (B) line 25.) ▶	

2. Liability for uncertain tax positions. In Part XIII, provide the text of the footnote to the organization's financial statements that reports the organization's liability for uncertain tax positions under FASB ASC 740. Check here if the text of the footnote has been provided in Part XIII ... ☒

Schedule D (Form 990) 2021

Part XI Reconciliation of Revenue per Audited Financial Statements With Revenue per Return.

Complete if the organization answered "Yes" on Form 990, Part IV, line 12a.

1	Total revenue, gains, and other support per audited financial statements	1	2,889,740.
2	Amounts included on line 1 but not on Form 990, Part VIII, line 12:		
a	Net unrealized gains (losses) on investments	2a	
b	Donated services and use of facilities	2b	
c	Recoveries of prior year grants	2c	
d	Other (Describe in Part XIII.)	2d	
e	Add lines 2a through 2d	2e	0.
3	Subtract line 2e from line 1	3	2,889,740.
4	Amounts included on Form 990, Part VIII, line 12, but not on line 1:		
a	Investment expenses not included on Form 990, Part VIII, line 7b	4a	
b	Other (Describe in Part XIII.)	4b	
c	Add lines 4a and 4b	4c	0.
5	Total revenue. Add lines 3 and 4c . (This must equal Form 990, Part I, line 12.)	5	2,889,740.

Part XII Reconciliation of Expenses per Audited Financial Statements With Expenses per Return.

Complete if the organization answered "Yes" on Form 990, Part IV, line 12a.

1	Total expenses and losses per audited financial statements	1	2,583,233.
2	Amounts included on line 1 but not on Form 990, Part IX, line 25:		
a	Donated services and use of facilities	2a	
b	Prior year adjustments	2b	
c	Other losses	2c	
d	Other (Describe in Part XIII.)	2d	
e	Add lines 2a through 2d	2e	0.
3	Subtract line 2e from line 1	3	2,583,233.
4	Amounts included on Form 990, Part IX, line 25, but not on line 1:		
a	Investment expenses not included on Form 990, Part VIII, line 7b	4a	
b	Other (Describe in Part XIII.)	4b	
c	Add lines 4a and 4b	4c	0.
5	Total expenses. Add lines 3 and 4c . (This must equal Form 990, Part I, line 18.)	5	2,583,233.

Part XIII Supplemental Information.

Provide the descriptions required for Part II, lines 3, 5, and 9; Part III, lines 1a and 4; Part IV, lines 1b and 2b; Part V, line 4; Part X, line 2; Part XI, lines 2d and 4b; and Part XII, lines 2d and 4b. Also complete this part to provide any additional information.

PART X, LINE 2:

TRC IS EXEMPT FROM INCOME TAXES ON ITS EXEMPT ACTIVITIES UNDER SECTION 501

(C) (6) OF THE INTERNAL REVENUE CODE. TRC FOLLOWS ACCOUNTING STANDARDS

FOR DEALING WITH UNCERTAINTY IN ACCOUNTING FOR INCOME TAX PROVISIONS. TRC

HAS DETERMINED THAT IT DOES NOT HAVE ANY MATERIAL UNRECOGNIZED TAX

BENEFITS OR OBLIGATIONS AS OF DECEMBER 31, 2021. YEARS ENDING ON OR AFTER

DECEMBER 31, 2018 REMAIN SUBJECT TO EXAMINATION BY FEDERAL AND STATE TAX

AUTHORITIES.

SCHEDULE O
(Form 990)

Department of the Treasury
Internal Revenue Service

Supplemental Information to Form 990 or 990-EZ

Complete to provide information for responses to specific questions on
Form 990 or 990-EZ or to provide any additional information.

▶ Attach to Form 990 or Form 990-EZ.

▶ Go to www.irs.gov/Form990 for the latest information.

OMB No. 1545-0047

2021

Open to Public
Inspection

Name of the organization

THERMOSTAT RECYCLING CORPORATION

Employer identification number

54-1830284

FORM 990, PART VI, SECTION A, LINE 3:

THE ASSOCIATION APPOINTED KELLEN MANAGEMENT AS ITS AGENT TO CONDUCT THE
MANAGEMENT OF THE ASSOCIATION IN ALL ASPECTS TO INCLUDE GENERAL ACTIVITIES,
BOARD AND COMMITTEE SUPPORT, FINANCIAL MANAGEMENT, TECHNOLOGY AND WEBSITE
MANAGEMENT, MARKETING AND COMMUNICATIONS, PROGRAM MANAGEMENT, AND
REGULATORY COMPLIANCE.

FORM 990, PART VI, SECTION A, LINE 6:

INITIAL MEMBERS OF THIS CORPORATION SHALL BE WHITE-RODGERS CORPORATION AND
HONEYWELL INC. EACH SUCH CORPORATION SHALL BE DEEMED AN ORIGINAL MEMBER OF
THE CORPORATION, AND ALL CORPORATIONS MAY BE REFERRED TO COLLECTIVELY IN
THE BY-LAWS AS THE ORIGINAL MEMBERS.

FROM TIME TO TIME, THE BOARD OF DIRECTORS MAY INVITE OTHER THERMOSTAT
MANUFACTURERS TO PARTICIPATE AS MEMBERS IN THE CORPORATION. SUCH A
CORPORATION SHALL BECOME A MEMBER ONLY UPON PAYMENT OF FEES AS PROVIDED
UNDER ARTICLE VII OF THE BY-LAWS.

FORM 990, PART VI, SECTION A, LINE 7A:

THERE SHALL BE A NOMINATING COMMITTEE OF THE BOARD OF DIRECTORS, WHICH
SHALL CONSIST OF THREE DIRECTORS, ALL OF WHOM ARE EMPLOYED BY ORIGINAL
MEMBERS. ONE MONTH PRIOR TO THE ANNUAL MEETING OF THE CORPORATION, THE
NOMINATING COMMITTEE SHALL APPROVE A SLATE OF NOMINEES MEETING THE
QUALIFICATIONS SET FORTH IN SECTION 2 TO BE SUBMITTED TO THE MEMBERS FOR
ELECTION AT THE ANNUAL MEETING.

Name of the organization

THERMOSTAT RECYCLING CORPORATION

Employer identification number

54-1830284

FORM 990, PART VI, SECTION B, LINE 11B:

A COPY OF FORM 990 IS PROVIDED TO ALL GOVERNING MEMBERS BEFORE IT IS FILED.

A REASONABLE AMOUNT OF TIME IS ALLOWED FOR THE GOVERNING MEMBERS TO REVIEW
THE FORM 990 AND PROVIDE COMMENTS.

FORM 990, PART VI, SECTION C, LINE 19:

TRC MAKES ITS GOVERNING DOCUMENTS, CONFLICT OF INTEREST POLICY, AND
FINANCIAL STATEMENTS AVAILABLE TO THE PUBLIC UPON REQUEST (VIA E-MAIL OR
MAIL).

FORM 990, PART IX, LINE 11G, OTHER FEES:

CONSULTING FEES 251,870.

EVALUATIONS 16,522.

ADVOCACY 246,607.

TOTAL OTHER FEES ON FORM 990, PART IX, LINE 11G, COL A 514,999.

FORM 990, PART XII, LINE 2C

THE PROCESS HAS NOT CHANGED FROM THE PRIOR YEAR. THE BOARD OF
DIRECTORS ASSUME OVERSIGHT RESPONSIBILITY FOR THE AUDIT.

2021 DEPRECIATION AND AMORTIZATION REPORT

FORM 990 PAGE 10

990

Asset No.	Description	Date Acquired	Method	Life	C o n v	Line No.	Unadjusted Cost Or Basis	Bus % Excl	Section 179 Expense	* Reduction In Basis	Basis For Depreciation	Beginning Accumulated Depreciation	Current Sec 179 Expense	Current Year Deduction	Ending Accumulated Depreciation
1	LAPTOP	07/15/12	SL	5.00		16	1,447.				1,447.	1,447.		0.	1,447.
3	2 DELL COMPUTERS	11/21/12	SL	5.00		16	3,007.				3,007.	3,007.		0.	3,007.
4	DELL OPTIPLEX 7010 SFF	01/05/14	SL	5.00		16	1,231.				1,231.	1,231.		0.	1,231.
5	DELL COMPUTER WITH MICROPHONE	01/31/14	SL	5.00		16	1,933.				1,933.	1,933.		0.	1,933.
6	DELL LAPTOP	05/01/14	SL	5.00		16	1,221.				1,221.	1,221.		0.	1,221.
7	DELL OPTIPLEX 7010 W/22" MONITOR	10/01/14	SL	5.00		16	1,228.				1,228.	1,228.		0.	1,228.
8	SALESFORCE SOFTWARE LICENSES	12/16/16		60M		HY43	3,012.				3,012.	2,434.		578.	3,012.
9	NEW DATABASE	01/31/17		60M		HY43	81,300.				81,300.	65,040.		16,260.	81,300.
10	FIRST PIER	01/01/19		60M		HY43	159,960.				159,960.	63,984.		31,992.	95,976.
11	WEBSITE	04/01/21		36M		HY42	25,000.				25,000.			6,250.	6,250.
	* TOTAL 990 PAGE 10 DEPR & AMORT						279,339.				279,339.	141,525.		55,080.	196,605.
	CURRENT YEAR ACTIVITY														
	BEGINNING BALANCE						254,339.			0.	254,339.	141,525.			190,355.
	ACQUISITIONS						25,000.			0.	25,000.	0.			6,250.
	DISPOSITIONS/RETIRED						0.			0.	0.	0.			0.
	ENDING BALANCE						279,339.			0.	279,339.	141,525.			196,605.
	ENDING ACCUM DEPR											196,605.			

128111 04-01-21

(D) - Asset disposed

* ITC, Salvage, Bonus, Commercial Revitalization Deduction, GO Zone

FORM 990 PAGE 10

990

128111 04-01-21

(D) - Asset disposed

* ITC, Salvage, Bonus, Commercial Revitalization Deduction, GO Zone

Form **4562**Department of the Treasury
Internal Revenue Service (99)

Name(s) shown on return

Depreciation and Amortization
(Including Information on Listed Property)

990

▶ Attach to your tax return.

▶ Go to www.irs.gov/Form4562 for instructions and the latest information.

OMB No. 1545-0172

2021Attachment
Sequence No. **179****THERMOSTAT RECYCLING CORPORATION****FORM 990 PAGE 10****54-1830284****Part I Election To Expense Certain Property Under Section 179** Note: If you have any listed property, complete Part V before you complete Part I.

1	Maximum amount (see instructions)	1	1,050,000.
2	Total cost of section 179 property placed in service (see instructions)	2	
3	Threshold cost of section 179 property before reduction in limitation	3	2,620,000.
4	Reduction in limitation. Subtract line 3 from line 2. If zero or less, enter -0-	4	
5	Dollar limitation for tax year. Subtract line 4 from line 1. If zero or less, enter -0-. If married filing separately, see instructions	5	
6	(a) Description of property	(b) Cost (business use only)	(c) Elected cost
7	Listed property. Enter the amount from line 29	7	
8	Total elected cost of section 179 property. Add amounts in column (c), lines 6 and 7	8	
9	Tentative deduction. Enter the smaller of line 5 or line 8	9	
10	Carryover of disallowed deduction from line 13 of your 2020 Form 4562	10	
11	Business income limitation. Enter the smaller of business income (not less than zero) or line 5	11	
12	Section 179 expense deduction. Add lines 9 and 10, but don't enter more than line 11	12	
13	Carryover of disallowed deduction to 2022. Add lines 9 and 10, less line 12	13	

Note: Don't use Part II or Part III below for listed property. Instead, use Part V.

Part II Special Depreciation Allowance and Other Depreciation (Don't include listed property.)

14	Special depreciation allowance for qualified property (other than listed property) placed in service during the tax year	14	
15	Property subject to section 168(f)(1) election	15	
16	Other depreciation (including ACRS)	16	

Part III MACRS Depreciation (Don't include listed property. See instructions.)**Section A**

17	MACRS deductions for assets placed in service in tax years beginning before 2021	17	
18	If you are electing to group any assets placed in service during the tax year into one or more general asset accounts, check here		

Section B - Assets Placed in Service During 2021 Tax Year Using the General Depreciation System

(a) Classification of property	(b) Month and year placed in service	(c) Basis for depreciation (business/investment use only - see instructions)	(d) Recovery period	(e) Convention	(f) Method	(g) Depreciation deduction
19a 3-year property						
b 5-year property						
c 7-year property						
d 10-year property						
e 15-year property						
f 20-year property						
g 25-year property			25 yrs.		S/L	
h Residential rental property	/		27.5 yrs.	MM	S/L	
i Nonresidential real property	/		39 yrs.	MM	S/L	

Section C - Assets Placed in Service During 2021 Tax Year Using the Alternative Depreciation System

20a Class life					S/L	
b 12-year			12 yrs.		S/L	
c 30-year	/		30 yrs.	MM	S/L	
d 40-year	/		40 yrs.	MM	S/L	

Part IV Summary (See instructions.)

21	Listed property. Enter amount from line 28	21	
22	Total. Add amounts from line 12, lines 14 through 17, lines 19 and 20 in column (g), and line 21. Enter here and on the appropriate lines of your return. Partnerships and S corporations - see instr.	22	0.
23	For assets shown above and placed in service during the current year, enter the portion of the basis attributable to section 263A costs	23	

Part V**Listed Property** (Include automobiles, certain other vehicles, certain aircraft, and property used for entertainment, recreation, or amusement.)**Note:** For any vehicle for which you are using the standard mileage rate or deducting lease expense, complete only 24a, 24b, columns (a) through (c) of Section A, all of Section B, and Section C if applicable.**Section A - Depreciation and Other Information (Caution: See the instructions for limits for passenger automobiles.)**

24a Do you have evidence to support the business/investment use claimed? <input type="checkbox"/> Yes <input type="checkbox"/> No		24b If "Yes," is the evidence written? <input type="checkbox"/> Yes <input type="checkbox"/> No	
(a) Type of property (list vehicles first)	(b) Date placed in service	(c) Business/ investment use percentage	(d) Cost or other basis
		(e) Basis for depreciation (business/investment use only)	(f) Recovery period
		(g) Method/ Convention	(h) Depreciation deduction
		(i) Elected section 179 cost	
25 Special depreciation allowance for qualified listed property placed in service during the tax year and used more than 50% in a qualified business use			25
26 Property used more than 50% in a qualified business use:			
		%	
		%	
		%	
27 Property used 50% or less in a qualified business use:			
		%	S/L -
		%	S/L -
		%	S/L -
28 Add amounts in column (h), lines 25 through 27. Enter here and on line 21, page 1			28
29 Add amounts in column (i), line 26. Enter here and on line 7, page 1			29

Section B - Information on Use of Vehicles

Complete this section for vehicles used by a sole proprietor, partner, or other "more than 5% owner," or related person. If you provided vehicles to your employees, first answer the questions in Section C to see if you meet an exception to completing this section for those vehicles.

30 Total business/investment miles driven during the year (don't include commuting miles)	(a) Vehicle	(b) Vehicle	(c) Vehicle	(d) Vehicle	(e) Vehicle	(f) Vehicle
31 Total commuting miles driven during the year						
32 Total other personal (noncommuting) miles driven						
33 Total miles driven during the year. Add lines 30 through 32						
34 Was the vehicle available for personal use during off-duty hours?	Yes	No	Yes	No	Yes	No
35 Was the vehicle used primarily by a more than 5% owner or related person?						
36 Is another vehicle available for personal use?						

Section C - Questions for Employers Who Provide Vehicles for Use by Their EmployeesAnswer these questions to determine if you meet an exception to completing Section B for vehicles used by employees who **aren't** more than 5% owners or related persons.

37 Do you maintain a written policy statement that prohibits all personal use of vehicles, including commuting, by your employees?	Yes	No
38 Do you maintain a written policy statement that prohibits personal use of vehicles, except commuting, by your employees? See the instructions for vehicles used by corporate officers, directors, or 1% or more owners		
39 Do you treat all use of vehicles by employees as personal use?		
40 Do you provide more than five vehicles to your employees, obtain information from your employees about the use of the vehicles, and retain the information received?		
41 Do you meet the requirements concerning qualified automobile demonstration use?		

Note: If your answer to 37, 38, 39, 40, or 41 is "Yes," don't complete Section B for the covered vehicles.**Part VI Amortization**

(a) Description of costs	(b) Date amortization begins	(c) Amortizable amount	(d) Code section	(e) Amortization period or percentage	(f) Amortization for this year
42 Amortization of costs that begins during your 2021 tax year:					
WEBSITE	040121	25,000.		36M	6,250.
43 Amortization of costs that began before your 2021 tax year				43	48,830.
44 Total. Add amounts in column (f). See the instructions for where to report				44	55,080.

Power of Attorney and Declaration of Representative

OMB No. 1545-0150

For IRS Use Only

Received by:

Name _____

Telephone _____

Function _____

Date / /

► Go to www.irs.gov/Form2848 for instructions and the latest information.

Part I Power of Attorney

Caution: A separate Form 2848 must be completed for each taxpayer. Form 2848 will not be honored for any purpose other than representation before the IRS.

1 Taxpayer information. Taxpayer must sign and date this form on page 2, line 7.

Taxpayer name and address

THERMOSTAT RECYCLING CORPORATION
355 LEXINGTON AVENUE, 15TH FLOOR
NEW YORK, NY 10017

Taxpayer identification number(s)

54-1830284

Daytime telephone number

212-297-2105

Plan number (if applicable)

hereby appoints the following representative(s) as attorney(s)-in-fact:

2 Representative(s) must sign and date this form on page 2, Part II.

Name and address

JEFFREY A. SMITH, CPA
4114 LEGATO RD, 5TH FLOOR
FAIRFAX, VA 22033

Check if to be sent copies of notices and communications ☐

CAF No. 2605-49480R

PTIN P00139935

Telephone No. 703-591-5200

Fax No. 703-385-3572

Check if new: Address ☐ Telephone No. ☐ Fax No. ☐

Name and address

AMY M. GINN, CPA
4114 LEGATO RD, 5TH FLOOR
FAIRFAX, VA 22033

Check if to be sent copies of notices and communications ☐

CAF No. 0314-12941R

PTIN P01269593

Telephone No. 703-591-5200

Fax No. 703-385-3572

Check if new: Address ☐ Telephone No. ☐ Fax No. ☐

Name and address

(Note: IRS sends notices and communications to only two representatives.)

Name and address

CAF No. _____

PTIN _____

Telephone No. _____

Fax No. _____

Check if new: Address ☐ Telephone No. ☐ Fax No. ☐

(Note: IRS sends notices and communications to only two representatives.)

to represent the taxpayer before the Internal Revenue Service and perform the following acts:

3 Acts authorized (you are required to complete line 3). Except for the acts described in line 5b, I authorize my representative(s) to receive and inspect my confidential tax information and to perform acts I can perform with respect to the tax matters described below. For example, my representative(s) shall have the authority to sign any agreements, consents, or similar documents (see instructions for line 5a for authorizing a representative to sign a return).

Description of Matter (Income, Employment, Payroll, Excise, Estate, Gift, Whistleblower, Practitioner Discipline, PLR, FOIA, Civil Penalty, Sec. 4980H Shared Responsibility Payment, etc.) (see instructions)	Tax Form Number (1040, 941, 720, etc.) (if applicable)	Year(s) or Period(s) (if applicable) (see instructions)
INCOME TAX	FORM 990	2019, 2020, 2021

4 Specific use not recorded on the Centralized Authorization File (CAF). If the power of attorney is for a specific use not recorded on CAF, check

this box. See *Line 4. Specific Use Not Recorded on CAF* in the instructions ☐

5a Additional acts authorized. In addition to the acts listed on line 3 above, I authorize my representative(s) to perform the following acts (see instructions for line 5a for more information): ☐ Access my IRS records via an Intermediate Service Provider;

☐ Authorize disclosure to third parties; ☐ Substitute or add representative(s); ☐ Sign a return;

☐ Other acts authorized: _____

- b Specific acts not authorized.** My representative(s) is (are) not authorized to endorse or otherwise negotiate any check (including directing or accepting payment by any means, electronic or otherwise, into an account owned or controlled by the representative(s) or any firm or other entity with whom the representative(s) is (are) associated) issued by the government in respect of a federal tax liability.
List any other specific deletions to the acts otherwise authorized in this power of attorney (see instructions for line 5b): _____

- 6 Retention/revocation of prior power(s) of attorney.** The filing of this power of attorney automatically revokes all earlier power(s) of attorney on file with the Internal Revenue Service for the same matters and years or periods covered by this form. If you **do not** want to revoke a prior power of attorney, check here _____ ☐

YOU MUST ATTACH A COPY OF ANY POWER OF ATTORNEY YOU WANT TO REMAIN IN EFFECT.

- 7 Taxpayer declaration and signature.** If a tax matter concerns a year in which a joint return was filed, each spouse must file a separate power of attorney even if they are appointing the same representative(s). If signed by a corporate officer, partner, guardian, tax matters partner, partnership representative (or designated individual, if applicable), executor, receiver, administrator, trustee, or individual other than the taxpayer, I certify I have the legal authority to execute this form on behalf of the taxpayer.

► **IF NOT COMPLETED, SIGNED, AND DATED, THE IRS WILL RETURN THIS POWER OF ATTORNEY TO THE TAXPAYER.**

Signature

Date

Title (if applicable)

Print name

Print name of taxpayer from line 1 if other than individual

Part II Declaration of Representative

Under penalties of perjury, by my signature below I declare that:

- I am not currently suspended or disbarred from practice, or ineligible for practice, before the Internal Revenue Service;
- I am subject to regulations in Circular 230 (31 CFR, Subtitle A, Part 10), as amended, governing practice before the Internal Revenue Service;
- I am authorized to represent the taxpayer identified in Part I for the matter(s) specified there; and
- I am one of the following:
 - a Attorney - a member in good standing of the bar of the highest court of the jurisdiction shown below.
 - b Certified Public Accountant - a holder of an active license to practice as a certified public accountant in the jurisdiction shown below.
 - c Enrolled Agent - enrolled as an agent by the IRS per the requirements of Circular 230.
 - d Officer - a bona fide officer of the taxpayer organization.
 - e Full-Time Employee - a full-time employee of the taxpayer.
 - f Family Member - a member of the taxpayer's immediate family (spouse, parent, child, grandparent, grandchild, step-parent, step-child, brother, or sister).
 - g Enrolled Actuary - enrolled as an actuary by the Joint Board for the Enrollment of Actuaries under 29 U.S.C. 1242 (the authority to practice before the IRS is limited by section 10.3(d) of Circular 230).
 - h Unenrolled Return Preparer - Authority to practice before the IRS is limited. An unenrolled return preparer may represent, provided the preparer (1) prepared and signed the return or claim for refund (or prepared if there is no signature space on the form); (2) was eligible to sign the return or claim for refund; (3) has a valid PTIN; and (4) possesses the required Annual Filing Season Program Record of Completion(s). **See Special Rules and Requirements for Unenrolled Return Preparers in the instructions for additional information.**
 - k Qualifying Student or Law Graduate - receives permission to represent taxpayers before the IRS by virtue of his/her status as a law, business, or accounting student, or law graduate working in a LITC or STCP. See instructions for Part II for additional information and requirements.
 - r Enrolled Retirement Plan Agent - enrolled as a retirement plan agent under the requirements of Circular 230 (the authority to practice before the Internal Revenue Service is limited by section 10.3(e)).

► **IF THIS DECLARATION OF REPRESENTATIVE IS NOT COMPLETED, SIGNED, AND DATED, THE IRS WILL RETURN THE POWER OF ATTORNEY. REPRESENTATIVES MUST SIGN IN THE ORDER LISTED IN PART I, LINE 2.**

Note: For designations d-f, enter your title, position, or relationship to the taxpayer in the "Licensing jurisdiction" column.

Designation - Insert above letter (a-r).	Licensing jurisdiction (State) or other licensing authority (if applicable)	Bar, license, certification, registration, or enrollment number (if applicable)	Signature	Date
B	VIRGINIA	9035		
B	VIRGINIA	47064		

Connecticut
2022 Miss You Calls

Location Type	Account	Location: Name	Street	City	State	Zip Code	Subject	Activity Date
Wholesaler	New Britain Supply	New Britain Supply	154 Woodlawn Road	Berlin	CT	06037	Miss You Call	7/20/2022
HVAC Contractor	C-Tech Solar	C-Tech Solar	1 Griffin Rd South	Bloomfield	CT	06002	Miss You Call	7/21/2022
HVAC Contractor	C-Tech Solar	C-Tech Solar	1 Griffin Rd South	Bloomfield	CT	06002	Miss You Call	11/29/2022
HHW	Town Of Branford	Town Of Branford	747 East Main St.	Branford	CT	06405	Miss You Call	7/20/2022
HHW	Town Of Branford	Town Of Branford	747 East Main St.	Branford	CT	06405	Miss You Call	11/15/2022
HHW	City Of Bridgeport, Department Of Public Facilities	City Of Bridgeport, Department Of Public Facilities	999 BROAD ST	BRIDGEPORT	CT	06604	Miss You Call	7/29/2022
HHW	City Of Bridgeport, Department Of Public Facilities	City Of Bridgeport, Department Of Public Facilities	999 BROAD ST	BRIDGEPORT	CT	06604	Miss You Call	11/30/2022
HVAC Contractor	M & O Corporation	M & O Corporation	164 ALEX STREET	BRIDGEPORT	CT	06607	Miss You Call	7/20/2022
HVAC Contractor	M & O Corporation	M & O Corporation	164 ALEX STREET	BRIDGEPORT	CT	06607	Miss You Call	11/28/2022
HVAC Contractor	Santa Fuel	Santa Fuel	154 ADMIRAL ST.	BRIDGEPORT	CT	06605	Miss You Call	7/20/2022
HVAC Contractor	Santa Fuel	Santa Fuel	154 ADMIRAL ST.	BRIDGEPORT	CT	06605	Miss You Call	11/16/2022
HVAC Contractor	Standard Oil Of Ct	Standard Oil Of Ct	299 Bishop Avenue	Bridgeport	CT	06610	Miss You Call	7/29/2022
HVAC Contractor	The Shaffer Company	The Shaffer Company	242 Main Street	Bristol	CT	06010	Miss You Call	7/20/2022
HVAC Contractor	The Shaffer Company	The Shaffer Company	242 Main Street	Bristol	CT	06010	Miss You Call	11/16/2022
Wholesaler	Bristol Winnelson Co	Bristol Winnelson Co	95 Valley Street	Bristol	CT	06010	Miss You Call	7/29/2022
Wholesaler	Bristol Winnelson Co	Bristol Winnelson Co	95 Valley Street	Bristol	CT	06010	Miss You Call	11/30/2022
HHW	Housatonic Resources Recovery Authority	Housatonic Resources Recovery Authority	162 Whisconier Road	Brookfield	CT	06804	Miss You Call	7/21/2022
HVAC Contractor	Valley Energy Co.	Valley Energy Co.	321 Albany TPK	Canton	CT	06019	Miss You Call	7/21/2022
HVAC Contractor	Valley Energy Co.	Valley Energy Co.	321 Albany TPK	Canton	CT	06019	Miss You Call	11/28/2022
Wholesaler	Plimpton & Hills Corp	Plimpton & Hills Corp.	11 Newtown Rd	Danbury	CT	06810	Miss You Call	7/21/2022
Wholesaler	Plimpton & Hills Corp	Plimpton & Hills Corp.	11 Newtown Rd	Danbury	CT	06810	Miss You Call	11/28/2022
Wholesaler	N&S Supply	N&S Supply	15 Starr Road	Danbury	CT	06810	Miss You Call	7/20/2022
Wholesaler	N&S Supply	N&S Supply	15 Starr Road	Danbury	CT	06810	Miss You Call	11/16/2022
Wholesaler	Sid Harvey	Sid Harvey Industries	41C Eagle Road	DANBURY	CT	06810	Miss You Call	7/20/2022
Wholesaler	Sid Harvey	Sid Harvey Industries	41C Eagle Road	DANBURY	CT	06810	Miss You Call	11/17/2022
Wholesaler	Plimpton & Hills Corp	Plimpton & Hills Corp.	210 East Canaan Road (Rt..44)	East Canaan	CT	06024	Miss You Call	11/28/2022
HVAC Contractor	Automatic Tlc	Automatic Tlc	64 Oakland Avenue	East Hartford	CT	06108	Miss You Call	7/20/2022
HVAC Contractor	Automatic Tlc	Automatic Tlc	64 Oakland Avenue	East Hartford	CT	06108	Miss You Call	11/16/2022
HVAC Contractor	Petro	Kasden Fuel	340 Tolland Street	East Hartford	CT	06108	Miss You Call	7/29/2022
HVAC Contractor	Petro	Kasden Fuel	340 Tolland Street	East Hartford	CT	06108	Miss You Call	11/30/2022
HVAC Contractor	Wj Dornfield Co LLC	Wj Dornfield Co LLC	78 Saltonstall Pkwy	East Haven	CT	06512	Miss You Call	7/21/2022
HVAC Contractor	Wj Dornfield Co LLC	Wj Dornfield Co LLC	78 Saltonstall Pkwy	East Haven	CT	06512	Miss You Call	11/29/2022
HVAC Contractor	Viglione Heating And Cooling	Viglione Heating And Cooling	259 Commerce St	East Haven	CT	06512	Miss You Call	7/21/2022
HVAC Contractor	Viglione Heating And Cooling	Viglione Heating And Cooling	259 Commerce St	East Haven	CT	06512	Miss You Call	11/29/2022
Other	NLR Inc.	NLR Inc.	256 Main Street	East Windsor	CT	06088	Miss You Call	11/15/2022
Wholesaler	Essex Winnelson Company	Essex Winnelson Company	186 Westbrook Road	Essex	CT	06426	Miss You Call	11/29/2022
Wholesaler	Essex Winair Co.	Essex Winair Co.	11c Bokum Road	Essex	CT	06426	Miss You Call	7/21/2022
Wholesaler	Essex Winair Co.	Essex Winair Co.	11c Bokum Road	Essex	CT	06426	Miss You Call	11/29/2022
HVAC Contractor	Laplaca Oil & Propane	Laplaca Oil & Propane	498 North Street	Goshen	CT	06756	Miss You Call	7/20/2022
HVAC Contractor	Laplaca Oil & Propane	Laplaca Oil & Propane	498 North Street	Goshen	CT	06756	Miss You Call	11/16/2022
HVAC Contractor	Beacon Mechanical Service	Beacon Mechanical Service	12 Mechanicsville Rd	Granby	CT	06035	Miss You Call	11/29/2022
Wholesaler	The Granite Group	The Granite Group	1425 GOLD STAR HIGHWAY	Groton	CT	06340	Miss You Call	7/20/2022
Wholesaler	The Granite Group	The Granite Group	1425 GOLD STAR HIGHWAY	Groton	CT	06340	Miss You Call	11/15/2022
HVAC Contractor	Dougherty Oil Co Inc	Dougherty Oil Co Inc	401 Soundview Road	Guilford	CT	06437	Miss You Call	7/21/2022
HVAC Contractor	Dougherty Oil Co Inc	Dougherty Oil Co Inc	401 Soundview Road	Guilford	CT	06437	Miss You Call	11/28/2022
HVAC Contractor	Gr Wade LLC	Gr Wade LLC	71 Overlook Dr	Hamden	CT	06514	Miss You Call	7/21/2022
HVAC Contractor	Gr Wade LLC	Gr Wade LLC	71 Overlook Dr	Hamden	CT	06514	Miss You Call	11/29/2022
HVAC Contractor	Mechanical Heating And Plumbing	Mechanical Heating And Plumbing	52 Crestway	Hamden	CT	06514	Miss You Call	7/21/2022
HVAC Contractor	Mechanical Heating And Plumbing	Mechanical Heating And Plumbing	52 Crestway	Hamden	CT	06514	Miss You Call	11/29/2022
Wholesaler	Lennox	Lennox Stores	110 Murphy Road	Hartford	CT	06114	Miss You Call	7/29/2022
Wholesaler	R. E. Michel Co.	R.E. Michel Company, Inc	295 MURPHY ROAD	HARTFORD	CT	06114	Miss You Call	7/21/2022
Wholesaler	R. E. Michel Co.	R.E. Michel Company, Inc	295 MURPHY ROAD	HARTFORD	CT	06114	Miss You Call	11/28/2022
Wholesaler	Sid Harvey	Sid Harvey Industries	206 MURPHY RD.	HARTFORD	CT	06114	Miss You Call	7/20/2022
Wholesaler	Sid Harvey	Sid Harvey Industries	206 MURPHY RD.	HARTFORD	CT	06114	Miss You Call	11/17/2022
Wholesaler	F.W. Webb	Fw Webb	150 Locust St	Hartford	CT	06114	Miss You Call	7/21/2022
Wholesaler	F.W. Webb	Fw Webb	150 Locust St	Hartford	CT	06114	Miss You Call	11/28/2022
Wholesaler	Robinson Supply Co	Robinson Supply Co	226 Prestige Parkway	Hartford	CT	06108	Miss You Call	7/29/2022
Wholesaler	Robinson Supply Co	Robinson Supply Co	226 Prestige Parkway	Hartford	CT	06108	Miss You Call	11/29/2022
Wholesaler	United Refrigeration	United Refrigeration G1	230 Wawarme Avenue	Hartford	CT	06114	Miss You Call	7/29/2022
Wholesaler	United Refrigeration	United Refrigeration G1	230 Wawarme Avenue	Hartford	CT	06114	Miss You Call	11/30/2022
HHW	Town Of Killingworth	Town Of Killingworth	323 Route 81	Killingworth	CT	06419	Miss You Call	7/29/2022
HHW	Town Of Killingworth	Town Of Killingworth	323 Route 81	Killingworth	CT	06419	Miss You Call	11/30/2022

Connecticut
2022 Miss You Calls

HVAC Contractor	Nutmeg Mechanical Service Inc.	Nutmeg Mechanical Service Inc.	130-3 Utopia Road	Manchester	CT	06042	Miss You Call	7/29/2022
HVAC Contractor	Nutmeg Mechanical Service Inc.	Nutmeg Mechanical Service Inc.	130-3 Utopia Road	Manchester	CT	06042	Miss You Call	11/30/2022
Wholesaler	Portland Winair Co.	Portland Winair Co.	70 Tuttle Road	Middletown	CT	06457	Miss You Call	7/21/2022
HHW	City Of Middletown	City Of Middletown	245 Dekoven Drive	Middletown	CT	06457	Miss You Call	7/20/2022
Wholesaler	B&F/Johnstone Supply	Johnstone Supply	21 Shady Street	Milford	CT	06460	Miss You Call	7/21/2022
Wholesaler	Johnstone Supply	Johnstone Supply Co	21 SHADY STREET	MILFORD	CT	06460	Miss You Call	7/20/2022
Wholesaler	Johnstone Supply	Johnstone Supply Co	21 SHADY STREET	MILFORD	CT	06460	Miss You Call	11/17/2022
HVAC Contractor	Solarcity	Solarcity	200 Cascade Boulevard	Milford	CT	06460	Miss You Call	7/29/2022
HVAC Contractor	Solarcity	Solarcity	200 Cascade Boulevard	Milford	CT	06460	Miss You Call	11/30/2022
HVAC Contractor	Climate Engineering Commercial Services	Climate Engineering Commercial Services	922 Bridgeport Ave	Milford	CT	06460	Miss You Call	7/21/2022
HVAC Contractor	Climate Engineering Commercial Services	Climate Engineering Commercial Services	922 Bridgeport Ave	Milford	CT	06460	Miss You Call	11/29/2022
HVAC Contractor	Coastal Inc	Coastal Inc	14 Marion Ave	Milford	CT	06460	Miss You Call	7/21/2022
HVAC Contractor	Coastal Inc	Coastal Inc	14 Marion Ave	Milford	CT	06460	Miss You Call	11/29/2022
HVAC Contractor	Environmental Engineering Inc	Environmental Engineering Inc	100 Old Gate Lane	Milford	CT	06460	Miss You Call	7/21/2022
HVAC Contractor	Environmental Engineering Inc	Environmental Engineering Inc	100 Old Gate Lane	Milford	CT	06460	Miss You Call	11/29/2022
Wholesaler	Torrco	Torrco	87 Union Street	New Haven	CT	06511	Miss You Call	7/29/2022
Wholesaler	Torrco	Torrco	87 Union Street	New Haven	CT	06511	Miss You Call	11/30/2022
Wholesaler	Trane	Trane Supply	178 Wallace Street	New Haven	CT	06511	Miss You Call	7/20/2022
Wholesaler	Trane	Trane Supply	178 Wallace Street	New Haven	CT	06511	Miss You Call	11/16/2022
Wholesaler	Sid Harvey	Sid Harvey	75 Hamilton St.	New Haven	CT	06511	Miss You Call	7/21/2022
Wholesaler	Sid Harvey	Sid Harvey	75 Hamilton St.	New Haven	CT	06511	Miss You Call	11/29/2022
Wholesaler	Quality Plumbing Supply	Quality Plumbing Supply	380 Davenport Ave.	New Haven	CT	06519	Miss You Call	7/20/2022
Wholesaler	Quality Plumbing Supply	Quality Plumbing Supply	380 Davenport Ave.	New Haven	CT	06519	Miss You Call	11/16/2022
Wholesaler	F.W. Webb	Fw Webb	650 Ella T Grasso Blvd	New Haven	CT	06519	Miss You Call	7/21/2022
Wholesaler	F.W. Webb	Fw Webb	650 Ella T Grasso Blvd	New Haven	CT	06519	Miss You Call	11/28/2022
Wholesaler	Bell Simons	The Bell Pump Company	209 FORBES AVENUE	NEW HAVEN	CT	06512	Miss You Call	7/20/2022
Wholesaler	Bell Simons	The Bell Pump Company	209 FORBES AVENUE	NEW HAVEN	CT	06512	Miss You Call	11/16/2022
HVAC Contractor	Enterprise Plumbing And Heating	Enterprise Plumbing And Heating	801 State Street	New Haven	CT	06511	Miss You Call	7/22/2022
HVAC Contractor	Enterprise Plumbing And Heating	Enterprise Plumbing And Heating	801 State Street	New Haven	CT	06511	Miss You Call	11/29/2022
Wholesaler	WatSCO	Carrier Enterprise	185 Wallace Street	New Haven	CT	06511	Miss You Call	7/29/2022
Wholesaler	WatSCO	Carrier Enterprise	185 Wallace Street	New Haven	CT	06511	Miss You Call	11/29/2022
HVAC Contractor	Htg Oil Ptnr/Ddlic Energy	Htg Oil Ptnr/Ddlic Energy	410 BANK ST	NEW LONDON	CT	06360	Miss You Call	7/29/2022
HVAC Contractor	Htg Oil Ptnr/Ddlic Energy	Htg Oil Ptnr/Ddlic Energy	410 BANK ST	NEW LONDON	CT	06360	Miss You Call	11/30/2022
HVAC Contractor	Jp Salmini Co	Jp Salmini Co	2 Dwight St	North Haven	CT	06473-1139	Miss You Call	7/21/2022
HVAC Contractor	Jp Salmini Co	Jp Salmini Co	2 Dwight St	North Haven	CT	06473-1139	Miss You Call	11/29/2022
Wholesaler	R. E. Michel Co.	R.E. Michel Company, Inc	23 PERRY AVENUE	NORWALK	CT	06850	Miss You Call	7/21/2022
HVAC Contractor	Anthony Caruso Plumbing	Anthony Caruso Plumbing	25 Perry Ave	Norwalk	CT	06850	Miss You Call	7/29/2022
HVAC Contractor	Anthony Caruso Plumbing	Anthony Caruso Plumbing	25 Perry Ave	Norwalk	CT	06850	Miss You Call	11/30/2022
Wholesaler	The Granite Group	The Granite Group	45 Connolly Drive	Old Saybrook	CT	06475	Miss You Call	7/20/2022
Wholesaler	The Granite Group	The Granite Group	45 Connolly Drive	Old Saybrook	CT	06475	Miss You Call	11/15/2022
HVAC Contractor	Saucier Mechanical Services	Saucier Mechanical Services	148 Norton Street	Plantsville	CT	06479	Miss You Call	11/30/2022
Wholesaler	The Granite Group	The Granite Group	71 - 81 FRONT ST	Putnam	CT	06260	Miss You Call	7/20/2022
Wholesaler	The Granite Group	The Granite Group	71 - 81 FRONT ST	Putnam	CT	06260	Miss You Call	11/15/2022
HVAC Contractor	Solarcity	Solarcity	714 Brook St.	Rocky Hill	CT	06067	Miss You Call	7/29/2022
HVAC Contractor	Solarcity	Solarcity	714 Brook St.	Rocky Hill	CT	06067	Miss You Call	11/30/2022
Wholesaler	Shelton Winair Co.,	Shelton Winair Co.,	740 RIVER ROAD	SHELTON	CT	06484	Miss You Call	7/20/2022
Wholesaler	Shelton Winair Co.,	Shelton Winair Co.,	740 RIVER ROAD	SHELTON	CT	06484	Miss You Call	11/16/2022
HVAC Contractor	A. E. Olsen Company	A. E. Olsen Company	1257 Southford Rd.	Southbury	CT	06488	Miss You Call	7/29/2022
HVAC Contractor	A. E. Olsen Company	A. E. Olsen Company	1257 Southford Rd.	Southbury	CT	06488	Miss You Call	11/30/2022
HVAC Contractor	Stafford Mechanical Services	Stafford Mechanical Services	4 Industrial Park Drive	Stafford Springs	CT	06076	Miss You Call	7/29/2022
HVAC Contractor	Stafford Mechanical Services	Stafford Mechanical Services	4 Industrial Park Drive	Stafford Springs	CT	06076	Miss You Call	11/30/2022
HVAC Contractor	Fox Heating	Fox Heating	37 Westford Ave	Stafford Springs	CT	06076	Miss You Call	7/29/2022
HHW	City of Stamford - Katrina Mygatt Recycling Center	City of Stamford - Katrina Mygatt Recycling Center	130 Magee Ave.	Stamford	CT	06902	Miss You Call	7/29/2022
Wholesaler	Trane	Trane Supply	47 Harbor View Avenue	Stamford	CT	06902	Miss You Call	7/29/2022
Wholesaler	Trane	Trane Supply	47 Harbor View Avenue	Stamford	CT	06902	Miss You Call	11/30/2022
Wholesaler	Plimpton & Hills Corp	Plimpton & Hills Corp.	92 Research Drive	Stamford	CT	06906	Miss You Call	11/28/2022
Wholesaler	Dasco - Dunphey & Associates Supply Co., Inc.	Dasco - Dunphey & Associates Supply Co., Inc.	43 Homestead Ave.	Stamford	CT	06902	Miss You Call	7/20/2022
Wholesaler	Dasco - Dunphey & Associates Supply Co., Inc.	Dasco - Dunphey & Associates Supply Co., Inc.	43 Homestead Ave.	Stamford	CT	06902	Miss You Call	11/16/2022
Wholesaler	Stamford Winnelson	Stamford Winnelson	81 Southfield Avenue	Stamford	CT	06902	Miss You Call	7/20/2022
Wholesaler	Stamford Winnelson	Stamford Winnelson	81 Southfield Avenue	Stamford	CT	06902	Miss You Call	11/16/2022
Wholesaler	Bell Simons	The Bell Pump Company	20 VICTORY STREET	STAMFORD	CT	06902	Miss You Call	7/20/2022
Wholesaler	Bell Simons	The Bell Pump Company	20 VICTORY STREET	STAMFORD	CT	06902	Miss You Call	11/16/2022
HVAC Contractor	Air Solutions Heating And Cooling	Air Solutions Heating And Cooling	430 Fairfield Avenue	Stamford	CT	06902	Miss You Call	7/29/2022
HVAC Contractor	Air Solutions Heating And Cooling	Air Solutions Heating And Cooling	430 Fairfield Avenue	Stamford	CT	06902	Miss You Call	11/29/2022
HVAC Contractor	C & C Service LLC	C & C Service LLC	17 Davenport Street	Stamford	CT	06902	Miss You Call	7/29/2022

Connecticut
2022 Miss You Calls

HVAC Contractor	C & C Service LLC	C & C Service LLC	17 Davenport Street	Stamford	CT	06902	Miss You Call	11/29/2022
HVAC Contractor	Airtech Stamford	Airtech Stamford	21 Anthony Street	Stamford	CT	06902	Miss You Call	7/29/2022
HVAC Contractor	Airtech Stamford	Airtech Stamford	21 Anthony Street	Stamford	CT	06902	Miss You Call	11/29/2022
HVAC Contractor	Putnam Plumbing And Heating	Putnam Plumbing And Heating	52 Dyke Lane	Stamford	CT	06902	Miss You Call	7/29/2022
HVAC Contractor	Putnam Plumbing And Heating	Putnam Plumbing And Heating	52 Dyke Lane	Stamford	CT	06902	Miss You Call	11/29/2022
HVAC Contractor	Tarzia Plumbing And Heating	Tarzia Plumbing And Heating	1455 Newfield Avenue	Stamford	CT	06902	Miss You Call	7/29/2022
HVAC Contractor	Tarzia Plumbing And Heating	Tarzia Plumbing And Heating	1455 Newfield Avenue	Stamford	CT	06902	Miss You Call	11/29/2022
Wholesaler	Johnstone Supply	Johnstone Supply Co	156 MAGEE AVENUE	STANFORD	CT	06902	Miss You Call	7/20/2022
Wholesaler	Johnstone Supply	Johnstone Supply Co	156 MAGEE AVENUE	STANFORD	CT	06902	Miss You Call	11/17/2022
HVAC Contractor	Environmental Control, Inc.	Environmental Control, Inc.	1265 WOODEND ROAD	STRATFORD	CT	06615	Miss You Call	7/29/2022
Wholesaler	R. E. Michel Co.	Re Michel Co Inc.	840 ACCESS ROAD	STRATFORD	CT	06615	Miss You Call	7/29/2022
Wholesaler	Watsco	Carrier Enterprise	650 Long Beach Blvd	Stratford	CT	06615	Miss You Call	7/29/2022
Wholesaler	Watsco	Carrier Enterprise	650 Long Beach Blvd	Stratford	CT	06615	Miss You Call	11/29/2022
Wholesaler	Plimpton & Hills Corp	Plimpton & Hills Corp.	148 South Colony Drive	Wallingford	CT	06492	Miss You Call	7/20/2022
Wholesaler	Plimpton & Hills Corp	Plimpton & Hills Corp.	148 South Colony Drive	Wallingford	CT	06492	Miss You Call	11/28/2022
HVAC Contractor	Superior Mechanical Systems Inc	Superior Mechanical Systems Inc	126 S Turnpike Road	Wallingford	CT	06492	Miss You Call	7/29/2022
HVAC Contractor	Superior Mechanical Systems Inc	Superior Mechanical Systems Inc	126 S Turnpike Road	Wallingford	CT	06492	Miss You Call	11/29/2022
Wholesaler	Torrington Supply	Torrington Supply	100 N. ELM STREET	WATERBURY	CT	06723	Miss You Call	7/29/2022
Wholesaler	Torrington Supply	Torrington Supply	100 N. ELM STREET	WATERBURY	CT	06723	Miss You Call	11/30/2022
HVAC Contractor	Wesson Energy	Wesson Energy	165 RAILROAD HILL STREET	WATERBURY	CT	06708	Miss You Call	7/21/2022
HVAC Contractor	Wesson Energy	Wesson Energy	165 RAILROAD HILL STREET	WATERBURY	CT	06708	Miss You Call	11/28/2022
HVAC Contractor	Michael R Mader Co, Inc	Michael R Mader Co, Inc	33 GREAT NECK RD	Waterford	CT	06385	Miss You Call	7/21/2022
Wholesaler	F.W. Webb	F.W. Webb	570 Vauxhall Street Ext	Waterford	CT	06385	Miss You Call	7/21/2022
Wholesaler	F.W. Webb	F.W. Webb	570 Vauxhall Street Ext	Waterford	CT	06385	Miss You Call	11/29/2022
HHW	Town Of Watertown	Town Of Watertown	91 Burton Street	Watertown	CT	06795	Miss You Call	7/21/2022
Wholesaler	Plimpton & Hills Corp	Plimpton & Hills Corp	195 Dexter Ave	West Hartford	CT	06110	Miss You Call	7/20/2022
Wholesaler	Plimpton & Hills Corp	Plimpton & Hills Corp	195 Dexter Ave	West Hartford	CT	06110	Miss You Call	11/15/2022
Wholesaler	Supply New England	Supply New England	235 Newfield Ave.	West Hartford	CT	06106	Miss You Call	7/20/2022
Wholesaler	Supply New England	Supply New England	235 Newfield Ave.	West Hartford	CT	06106	Miss You Call	11/28/2022
HVAC Contractor	West Side Oil	West Side Oil	27 Babbs Road	West Suffield	CT	06093	Miss You Call	7/21/2022
HVAC Contractor	Servco Oil Company	Servco Oil Company	387 Danbury Road	Wilton	CT	06897	Miss You Call	7/21/2022
HVAC Contractor	Servco Oil Company	Servco Oil Company	387 Danbury Road	Wilton	CT	06897	Miss You Call	11/28/2022
HVAC Contractor	Harp Mechanical	Harp Mechanical	483 Spring Street	Windsor Locks	CT	06096	Miss You Call	7/29/2022
HVAC Contractor	Harp Mechanical	Harp Mechanical	483 Spring Street	Windsor Locks	CT	06096	Miss You Call	11/29/2022
HVAC Contractor	Aiello Home Services	Aiello Home Services	600 Old County Circle	Windsor Locks	CT	06096	Miss You Call	7/29/2022
HVAC Contractor	Aiello Home Services	Aiello Home Services	600 Old County Circle	Windsor Locks	CT	06096	Miss You Call	11/29/2022
HVAC Contractor	Cmc Energy Services	Cmc Energy Services	60 Old Church Street	Yalesville	CT	06492	Miss You Call	7/29/2022
HVAC Contractor	Cmc Energy Services	Cmc Energy Services	60 Old Church Street	Yalesville	CT	06492	Miss You Call	11/30/2022

Connecticut
2022 Site Visits

Location Type	Account	Location: Name	Street	City	State	Zip Code	Subject	Activity Date
Wholesaler	New Britain Supply	New Britain Supply	154 Woodlawn Road	Berlin	CT	06037	Site Visit	3/31/2022
Wholesaler	Branford Winnelson	Branford Winnelson	22 McDermott Road	Branford	CT	06405	Site Visit	3/31/2022
Wholesaler	N&S Supply	N&S Supply	15 Starr Road	Danbury	CT	06810	Site Visit	3/31/2022
Wholesaler	R. E. Michel Co.	R.E. Michel Company, Inc	91 PRESTIGE PARK CIRCLE, UNIT 4	EAST HARTFORD	CT	06108	Site Visit	3/31/2022
Wholesaler	The Granite Group	The Granite Group	1425 GOLD STAR HIGHWAY	Groton	CT	06340	Site Visit	3/31/2022
Wholesaler	Sid Harvey	Sid Harvey	266 Bridge St.	Groton	CT	06340	Site Visit	3/31/2022
Wholesaler	B&F/Johnstone Supply	Johnstone Supply	255 Locust Street	Hartford	CT	06114	Site Visit	3/31/2022
Wholesaler	Lennox	Lennox Stores	110 Murphy Road	Hartford	CT	06114	Site Visit	3/31/2022
Wholesaler	Plimpton & Hills Corp	Plimpton & Hills Corp	2 Brainard Road	Hartford	CT	06114	Site Visit	3/31/2022
Wholesaler	Plimpton & Hills Corp	Plimpton & Hills Corp.	401 New State Road	Manchester	CT	06040	Site Visit	3/31/2022
Wholesaler	United Refrigeration	United Refrigeration 48	190 Wallace Street	New Haven	CT	06511	Site Visit	3/31/2022
Wholesaler	Watsco	Carrier Enterprise	185 Wallace Street	New Haven	CT	06511	Site Visit	3/31/2022
Wholesaler	Viking Supply	Viking Supply	31 Connecticut Avenue	Norwich	CT	06360	Site Visit	3/31/2022
Wholesaler	Shelton Winair Co.,	Shelton Winair Co.,	740 RIVER ROAD	SHELTON	CT	06484	Site Visit	3/31/2022
Wholesaler	Mitchell Fuel Co. Inc.	Mitchell Fuel Co. Inc.	1209 Sullivan Ave.	South Windsor	CT	06074	Site Visit	3/31/2022
Wholesaler	Trane	Trane Supply	47 Harbor View Avenue	Stamford	CT	06902	Site Visit	3/31/2022
Wholesaler	Bell Simons	The Bell Pump Company	20 VICTORY STREET	STAMFORD	CT	06902	Site Visit	3/31/2022
Wholesaler	Watsco	Carrier Enterprise	650 Long Beach Blvd	Stratford	CT	06615	Site Visit	3/31/2022
Retailer	Montville Hardware	Montville Hardware	907 RT 32	UNCASVILLE	CT	06382	Site Visit	3/31/2022
Wholesaler	F.W. Webb	Fw Webb Company	737 Bank St.	Waterbury	CT	06708	Site Visit	3/31/2022
Wholesaler	Willimantic Winnelson	Willimantic Winnelson	65 Moalton Ct.	Willimantic	CT	06226	Site Visit	3/31/2022

Connecticut
2022 Collection Location Summary Report

Bin Bar Code	Location Status	Location Type	Account: TRC Account Name	Name	Street	City	State	Zip Code	Contact Phone	Return Date	Number of Loose Switches	Number of Mercury Thermostats	Total Mercury Volume (lbs.)
M18454	Active	Wholesaler	Modern Plumbing Supply	Modern Plumbing Supply	152 Berlin Turnpike	Berlin	CT	06037		8/11/2022	0	9	0.0558
	Active	Wholesaler	New Britain Supply	New Britain Supply	154 Woodlawn Road	Berlin	CT	06037	860-229-3743				
	Active	Wholesaler	New Britain Supply	New Britain Supply	154 Woodlawn Road	Berlin	CT	06037	860-229-3743				
	Active	Wholesaler	New Britain Supply	New Britain Supply	154 Woodlawn Road	Berlin	CT	06037	860-229-3743				
	Active	Wholesaler	New Britain Supply	New Britain Supply	154 Woodlawn Road	Berlin	CT	06037	860-229-3743				
	Active	HVAC Contractor	Adolf Krueger	Adolf Krueger	34 Stony Hill Rd	Bethel	CT	06801					
	Active	HVAC Contractor	C-Tech Solar	C-Tech Solar	1 Griffon Rd South	Bloomfield	CT	06002	860-580-7174				
	Inactive	HVAC Contractor	Pro-Mech, Inc	Pro-Mech, Inc	102d Filley St	Bloomfield	CT	06002	860-243-3952				
	Prospective	Wholesaler	Zohoplacether	Independent Pipe & Supply Corp	7 Old Windsor Road A	Bloomfield	CT	6002					
M18445	Active	Wholesaler	Branford Winnelson	Branford Winnelson	22 McDermott Road	Branford	CT	06405	(203) 483-7216	3/28/2022	0	5	0.031
	Active	HVAC Contractor	Controlled Air, Inc	Controlled Air, Inc	21 Thompson Rd	Branford	CT	06405					
	Active	HHW	Town Of Branford	Town Of Branford	747 East Main St.	Branford	CT	06405	(203) 315-0622				
	Prospective	Wholesaler	Zohoplacether	Knightsbridge Co.	17 McDermott Road	Branford	CT	6405					
	Active	HVAC Contractor	Alliance Heating And Air	Alliance Heating And Air	25 Brookfield Ave	Bridgeport	CT	06610					
	Inactive	Wholesaler	B. Lipnick Supply Co., Inc.	B. Lipnick Supply Co., Inc.	2016 Main Street	Bridgeport	CT	06604	203-334-6191				
	Active	Wholesaler	Bell Simons Co.	Bell Simons Co.	805 Wood Ave	Bridgeport	CT	06604	203-335-5569				
	Active	Wholesaler	Bell Simons Co.	Bell Simons Co.	805 Wood Ave	Bridgeport	CT	06604	203-335-5569				
	Inactive	Wholesaler	B Lipnick Supply Co.	B Lipnick Supply Co.	2016 Main Street	Bridgeport	CT	06604					
	Active	HHW	City Of Bridgeport, Department Of Public Works	City Of Bridgeport, Department Of Public Facilities	999 BROAD ST	BRIDGEPORT	CT	06604	203-576-7124				
	Active	HHW	City Of Bridgeport, Department Of Public Works	City Of Bridgeport, Department Of Public Facilities	999 BROAD ST	BRIDGEPORT	CT	06604	203-576-7124				
	Active	HVAC Contractor	Custom Air Systems	Custom Air Systems	765 Housatonic Ave	Bridgeport	CT	06604					
	Active	HVAC Contractor	M & O Corporation	M & O Corporation	164 ALEX STREET	BRIDGEPORT	CT	06607	203-367-4292				
	Inactive	Wholesaler	New England Heating Supply	New England Heating Supply	805 WOOD AVENUE	BRIDGEPORT	CT	06604	203-384-2909				
	Active	HVAC Contractor	Santa Fuel	Santa Fuel	154 ADMIRAL ST.	BRIDGEPORT	CT	06605	800-937-2682				
	Active	HVAC Contractor	Santa Fuel	Santa Fuel	154 ADMIRAL ST.	BRIDGEPORT	CT	06605	800-937-2682				
M17643	Active	HVAC Contractor	Standard Oil Of Ct	Standard Oil Of Ct	299 Bishop Avenue	Bridgeport	CT	06610	203-337-3096	8/5/2022	0	76	0.5146
	Prospective	Wholesaler	Zohoplacether	Raps Plumbing & Heating, Inc.	663 Reservoir Ave	Bridgeport	CT	6606					
	Active	Wholesaler	Bristol Winnelson Co	Bristol Winnelson Co	95 Valley Street	Bristol	CT	06010	860-584-0224				
	Active	Wholesaler	Bristol Winnelson Co	Bristol Winnelson Co	95 Valley Street	Bristol	CT	06010	860-584-0224				
	Inactive	HHW	City Of Bristol Department Of Public Works	City Of Bristol Solid Waste Transfer Station	685 Lake Avenue	Bristol	CT	06010	860-584-7798				
M18868	Active	HHW	City Of Bristol Dept. Of Public Works	City Of Bristol Solid Waste Transfer Station	685 Lake Ave.	Bristol	CT	06010	(860) 550-3796	2/17/2022	0	15	0.093
	Active	HVAC Contractor	James J. Rybczyk Plumbing	James J. Rybczyk Plumbing	45 Palmor PI	Bristol	CT	06010					
	Active	HVAC Contractor	The Shaffer Company	The Shaffer Company	242 Main Street	Bristol	CT	06010	860-583-1363				
	Prospective	Wholesaler	Zohoplacether	Elite Mechanical Contract	69 Park St	Bristol	CT	6010					
	Active	HHW	Housatonic Resources Recovery Authority	Housatonic Resources Recovery Authority	162 Whisconier Road	Brookfield	CT	06804	(203) 775-4539				
	Active	HHW	Housatonic Resources Recovery Authority	Housatonic Resources Recovery Authority	162 Whisconier Road	Brookfield	CT	06804	(203) 775-4539				
	Active	HHW	Housatonic Resources Recovery Authority	Housatonic Resources Recovery Authority	162 Whisconier Road	Brookfield	CT	06804	(203) 775-4539				
	Active	HVAC Contractor	Petro	Petro	125 Commerce Drive	Brookfield	CT	06804					
	Active	HVAC Contractor	Preferred Air Systems	Preferred Air Systems	105 Grays Bridge Rd	Brookfield	CT	06804-2612					
	Prospective	Wholesaler	Zohoplacether	All American Heating, Air Conditioning & Plumbing Inc	934 Federal Rd	Brookfield	CT	6804					
	Active	HVAC Contractor	Valley Energy Co.	Valley Energy Co.	321 Albany TPK	Canton	CT	06019	860-693-2401				
	Active	HVAC Contractor	Valley Energy Co.	Valley Energy Co.	321 Albany TPK	Canton	CT	06019	860-693-2401				
	Active	HVAC Contractor	F.F. Hitchcock Company	F.F. Hitchcock Company	264 Sandbank Rd	Cheshire	CT	06492					
	Active	HVAC Contractor	Fire Protection Services	Fire Protection Services	1701 Highland Ave	Cheshire	CT	06410					
	Active	HVAC Contractor	White Bowman Plumbing And Heating	White Bowman Plumbing And Heating	266 Sandbank Rd	Cheshire	CT	06410					
	Active	HVAC Contractor	White Bowman Plumbing And Heating	White Bowman Plumbing And Heating	266 Sandbank Rd	Cheshire	CT	06410					
	Active	HVAC Contractor	Eastern Refrigeration	Eastern Refrigeration	275 Old Hartford Road	Colchester	CT	06415					
	Active	Wholesaler	The Granite Group	The Granite Group	464 SOUTH MAIN ST	Colchester	CT	06415	860-537-7600				
	Active	Wholesaler	The Granite Group	The Granite Group	464 SOUTH MAIN ST	Colchester	CT	06415	860-537-7600				
	Prospective	Wholesaler	Zohoplacether	Nutmeg Piping Service Inc	13 Homonick Rd	Colchester	CT	6415					
	Prospective	Wholesaler	Zohoplacether	P&D Mechanical	627 Old Harford Rd.	Colchester	CT	6415					
	Prospective	Wholesaler	Zohoplacether	Empire State Piping Co., Inc.	13 Homonick Rd	Colchester	CT						
	Prospective	Wholesaler	Zohoplacether	Atlantic Ventilating And Equipment Company, Inc	125 Sebethe Dr.	Cromwell	CT	6416					
	Prospective	Wholesaler	Zohoplacether	Connecticut Temperature Controls, LLC	500 Corporate Row	Cromwell	CT						
	Active	HVAC Contractor	Carmine's Plumbing	Carmine's Plumbing	90 Sand Pit Road	Danbury	CT	06810					
	Active	HVAC Contractor	Landmark Air Systems	Landmark Air Systems	366 Kenosia Ave	Danbury	CT	06810					
	Active	Wholesaler	N&S Supply	N&S Supply	15 Starr Road	Danbury	CT	06810	203-791-9300				
	Active	Wholesaler	Plimpton & Hills Corp	Plimpton & Hills Corp.	11 Newtown Rd	Danbury	CT	06810	203-743-9221				
	Active	Wholesaler	Plimpton & Hills Corp	Plimpton & Hills Corp.	11 Newtown Rd	Danbury	CT	06810	203-743-9221				
	Active	Wholesaler	Plimpton & Hills Corp	Plimpton & Hills Corp.	11 Newtown Rd	Danbury	CT	06810	203-743-9221				
	Active	Wholesaler	Plimpton & Hills Corp	Plimpton & Hills Corp.	11 Newtown Rd	Danbury	CT	06810	203-743-9221				
	Active	Wholesaler	Sid Harvey	Sid Harvey Industries	41C Eagle Road	DANBURY	CT	06810	203-778-8888				
	Prospective	Wholesaler	Torrington Supply	Torrington Supply Co Inc	22 Shelter Rock Ln 13	Danbury	CT	6810					
	Prospective	Wholesaler	Zohoplacether	Klafl's	11 Newtown Road	Danbury	CT	6810					
	Prospective	Wholesaler	Zohoplacether	The Otto Company	17 Beaver Brook Rd	Danbury	CT	6810					
	Prospective	Wholesaler	Zohoplacether	Eastern Mechanical Services, Inc	3 Starr St	Danbury	CT	6810					
	Prospective	Wholesaler	Zohoplacether	B & D Supply Inc.	42 Mechanic St.	Danielson	CT	6239					
	Inactive	HVAC Contractor	Ddlic Energy	D.D.L.C Energy		DAVIDSON	CT	06234					
	Active	Wholesaler	Plimpton & Hills Corp	Plimpton & Hills Corp.	210 East Canaan Road (Rt..44)	East Canaan	CT	06024	860-824-7942				
	Active	HVAC Contractor	Automatic Tlc	Automatic Tlc	64 Oakland Avenue	East Hartford	CT	06108	860-528-4328				
	Active	HVAC Contractor	Automatic Tlc	Automatic Tlc	64 Oakland Avenue	East Hartford	CT	06108	860-528-4328				
	Active	HVAC Contractor	Automatic Tlc	Automatic Tlc	64 Oakland Avenue	East Hartford	CT	06108	860-528-4328				
	Active	HVAC Contractor	Automatic Tlc	Automatic Tlc	64 Oakland Avenue	East Hartford	CT	06108	860-528-4328				
	Active	HVAC Contractor	Automatic Tlc	Automatic Tlc	64 Oakland Avenue	East Hartford	CT	06108	860-528-4328				
	Active	HVAC Contractor	Automatic Tlc	Automatic Tlc	64 Oakland Avenue	East Hartford	CT	06108	860-528-4328				
	Inactive	HVAC Contractor	Brothers Oil Company	Brothers Oil Company	486 School St.	East Hartford	CT	06108	860-289-9468				
	Active	HVAC Contractor	J And B	J And B	89 Church	East Hartford	CT	06108					
	Active	HVAC Contractor	L.K. Sheet Metal	L.K. Sheet Metal	35 Wrobel Place	East Hartford	CT	06108					
	Active	HVAC Contractor	Petro	Kasden Fuel	340 Tolland Street	East Hartford	CT	06108	860-289-5431				

Connecticut
2022 Collection Location Summary Report

	Active	HVAC Contractor	Petro	Kasden Fuel	340 Tolland Street	East Hartford	CT	06108	860-289-5431				
M10738	Active	Wholesaler	R. E. Michel Co.	R. E. Michel Company, Inc	91 PRESTIGE PARK CIRCLE, UNIT 4	EAST HARTFORD	CT	06108	860-289-1545	4/5/2022	0	119	0.7874
	Active	Wholesaler	R. E. Michel Co.	R. E. Michel Company, Inc	91 PRESTIGE PARK CIRCLE, UNIT 4	EAST HARTFORD	CT	06108	860-289-1545				
	Inactive	Wholesaler	R. E. Michel Co.	R. E. Michel Company, Inc	91 PRESTIGE PARK CIRCLE	EAST HARTFORD	CT	06108	860-289-1545				
	Active	Wholesaler	R. E. Michel Co.	R. E. Michel Company, Inc	91 PRESTIGE PARK CIRCLE, UNIT 4	EAST HARTFORD	CT	06108	860-289-1545				
	Inactive	Wholesaler	R. E. Michel Co.	R. E. Michel Company, Inc	91 PRESTIGE PARK CIRCLE	EAST HARTFORD	CT	06108	860-289-1545				
	Inactive	Wholesaler	R. E. Michel Co.	R. E. Michel Company, Inc	91 PRESTIGE PARK CIRCLE	EAST HARTFORD	CT	06108	860-289-1545				
	Inactive	Wholesaler	R. E. Michel Co.	R. E. Michel Company, Inc	91 PRESTIGE PARK CIRCLE	EAST HARTFORD	CT	06108	860-289-1545				
	Inactive	Wholesaler	R. E. Michel Co.	R. E. Michel Company, Inc	91 PRESTIGE PARK CIRCLE	EAST HARTFORD	CT	06108	860-289-1545				
	Inactive	Wholesaler	R. E. Michel Co.	R. E. Michel Company, Inc	91 PRESTIGE PARK CR. UNIT 4	EAST HARTFORD	CT	06108	860-289-1545				
Prospective	Wholesaler	Zohoplaceholder	Clover Corp	89 Church St. 1	East Hartford	CT	6108						
Active	HVAC Contractor	Viglione Heating And Cooling	Viglione Heating And Cooling	259 Commerce St	East Haven	CT	06512	203-467-8388					
Active	HVAC Contractor	WJ Dornfield Co LLC	WJ Dornfield Co LLC	78 Saltonstall Pkwy	East Haven	CT	06512	203-469-6418					
Prospective	Wholesaler	Zohoplaceholder	Climate Control Corporation	22 Hemingway Ave	East Haven	CT	6512						
Prospective	Wholesaler	Zohoplaceholder	Charles J. Wright	35 Sidney St	East Haven	CT	6512						
M21504	Active	Other	NLR Inc.	NLR Inc.	256 Main Street	East Windsor	CT	06088	860-292-1992	12/5/2022	0	104	0.6882
M21612	Active	Other	NLR Inc.	NLR Inc.	256 Main Street	East Windsor	CT	06088	860-292-1992	12/6/2022	0	41	0.403
Active	Wholesaler	Torrco	Torrco	38 Prospect Hill Rd	East Windsor	CT	06088						
Active	HVAC Contractor	Earthlight Technologies	Earthlight Technologies	92 West Road	Ellington	CT	06029						
Prospective	Wholesaler	Zohoplaceholder	Specialty Plumbing-Htg Supply Co	585 Hazard Avenue	Enfield	CT	6082						
Active	Wholesaler	Essex Winair Co.	Essex Winair Co.	11c Bokum Road	Essex	CT	06426	860-767-9018					
Active	Wholesaler	Essex Winnelson Company	Essex Winnelson Company	186 Westbrook Road	Essex	CT	06426	860-767-0134					
Active	HHW	Lower Ct River Valley Council Of Govern	River Cog Household Hazardous Waste Facility	5 Dump Road	Essex	CT	06426						
Active	HHW	Lower Ct River Valley Council Of Govern	River Cog Household Hazardous Waste Facility	5 Dump Road	Essex	CT	06426						
Inactive	HHW	Lower Ct River Valley Council Of Govern	Lower Ct River Valley Council Of Governments	145 Old Dennison Road	Essex	CT	06426	860-581-8554					
Inactive	HHW	Town Of Essex Transfer Station & Recyc	Town Of Essex Transfer Station & Recycling Center	5 Dump Road	Essex	CT	06426	(860) 767-1926					
M18254	Active	Wholesaler	Plimpton & Hills Corp	Plimpton & Hills Corp.	146 Kings Highway East	Fairfield	CT	06825	203-332-4273	4/4/2022	0	9	0.0558
Prospective	Wholesaler	Zohoplaceholder	Atlumin Energy Inc	515 Commerce Dr.	Fairfield	CT	6825						
Inactive	Wholesaler	Bell Simons	Bell Simons	519 Cooke Street	Farmington	CT	06032	860-525-6675					
Active	HVAC Contractor	Modern Mechanical	Modern Mechanical	519 Cooke Street	Farmington	CT	06032						
M18263	Active	Wholesaler	Plimpton & Hills Corp	Plimpton & Hills Corp.	2 Eastview Lane	Farmington	CT	06032	860-888-8590	4/1/2022	0	49	0.3224
Prospective	Wholesaler	Zohoplaceholder	H & H Refrigeration, Inc	1451 New Britain Ave.	Farmington	CT	6032						
M17906	Active	HHW	Southeast Connecticut Regional Resourc	Southeast Connecticut Regional Resources Recovery	7 Hurlbutt Road	Gales Ferry	CT	06335	860-381-5558	8/15/2022	0	98	0.6262
Active	HHW	Southeast Connecticut Regional Resourc	Southeast Connecticut Regional Resources Recovery	7 Hurlbutt Road	Gales Ferry	CT	06335	860-381-5558					
Active	HHW	Southeast Connecticut Regional Resourc	Southeast Connecticut Regional Resources Recovery	7 Hurlbutt Road	Gales Ferry	CT	06335	860-381-5558					
Active	HHW	Southeast Connecticut Regional Resourc	Southeast Connecticut Regional Resources Recovery	7 Hurlbutt Road	Gales Ferry	CT	06335	860-381-5558					
Active	HHW	Southeast Connecticut Regional Resourc	Southeast Connecticut Regional Resources Recovery	7 Hurlbutt Road	Gales Ferry	CT	06335	860-381-5558					
Active	HHW	Southeast Connecticut Regional Resourc	Southeast Connecticut Regional Resources Recovery	7 Hurlbutt Road	Gales Ferry	CT	06335	860-381-5558					
Active	HHW	Southeast Connecticut Regional Resourc	Southeast Connecticut Regional Resources Recovery	7 Hurlbutt Road	Gales Ferry	CT	06335	860-381-5558					
Active	HHW	Southeast Connecticut Regional Resourc	Southeast Connecticut Regional Resources Recovery	7 Hurlbutt Road	Gales Ferry	CT	06335	860-381-5558					
Active	HHW	Southeast Connecticut Regional Resourc	Southeast Connecticut Regional Resources Recovery	7 Hurlbutt Road	Gales Ferry	CT	06335	860-381-5558					
Active	HHW	Southeast Connecticut Regional Resourc	Southeast Connecticut Regional Resources Recovery	7 Hurlbutt Road	Gales Ferry	CT	06335	860-381-5558					
Active	HHW	Southeast Connecticut Regional Resourc	Southeast Connecticut Regional Resources Recovery	7 Hurlbutt Road	Gales Ferry	CT	06335	860-381-5558					
Active	HHW	Southeast Connecticut Regional Resourc	Southeast Connecticut Regional Resources Recovery	7 Hurlbutt Road	Gales Ferry	CT	06335	860-381-5558					
Active	HHW	Southeast Connecticut Regional Resourc	Southeast Connecticut Regional Resources Recovery	7 Hurlbutt Road	Gales Ferry	CT	06335	860-381-5558					
Active	HVAC Contractor	House Brothers Plumbing	House Brothers Plumbing	74 Kreiger Ln	Glastonbury	CT	06033						
Prospective	HVAC Contractor	Mega Mechanical Systems	Mega Mechanical Systems	98 Commerce Street	Glastonbury	CT	06033						
Active	HVAC Contractor	Laplaca Oil & Propane	Laplaca Oil & Propane	498 North Street	Goshen	CT	06756	860-601-7957					
Active	HVAC Contractor	Beacon Mechanical Service	Beacon Mechanical Service	12 Mechanicville Rd	Granby	CT	06035	860-844-0111					
M17412	Active	HHW	Town Of Granby	Town Of Granby	15 N. Granby Road	Granby	CT	06035	860-653-8960	1/14/2022	0	5	0.031
Active	HHW	Town Of Granby	Town Of Granby	15 N. Granby Road	Granby	CT	06035	860-653-8960					
M18218	Active	Wholesaler	Sid Harvey	Sid Harvey	266 Bridge St.	Groton	CT	06340	860-448-4949	4/1/2022	0	8	0.0682
Inactive	Wholesaler	Sid Harvey	Sid Harvey Industries	266 BRIDGE ST	GROTON	CT	06340	860-448-4949					
M17351	Active	Wholesaler	Thames Valley Winnelson	Thames Valley Winnelson	975 North Road	Groton	CT	06340	860-448-1900	3/31/2022	0	63	0.3596
Active	Wholesaler	The Granite Group	The Granite Group	1425 GOLD STAR HIGHWAY	Groton	CT	06340	860-629-7700					
Active	Wholesaler	The Granite Group	The Granite Group	1425 GOLD STAR HIGHWAY	Groton	CT	06340	860-629-7700					
Active	HVAC Contractor	Dougherty Oil Co Inc	Dougherty Oil Co Inc	401 Soundview Road	Guilford	CT	06437	203-488-2669					
Active	HVAC Contractor	Dougherty Oil Co Inc	Dougherty Oil Co Inc	401 Soundview Road	Guilford	CT	06437	203-488-2669					
Inactive	Other	Placeholder	Supply New England	640 Boston Post Road	Guilford	CT	06437	(203) 453-4358					
Active	Wholesaler	Plimpton & Hills Corp	Plimpton & Hills Corp.	640 Boston Post Rd	Guilford	CT	06437	860-664-4020					
Active	Wholesaler	Plimpton & Hills Corp	Plimpton & Hills Corp.	640 Boston Post Rd	Guilford	CT	06437	860-664-4020					
Active	Wholesaler	Plimpton & Hills Corp	Plimpton & Hills Corp.	640 Boston Post Rd	Guilford	CT	06437	860-664-4020					
Inactive	HVAC Contractor	R&B Refrigeration Inc.	R&B Refrigeration Inc.	18 Graves Avenue	Guilford	CT	06437	203-453-6831					
Inactive	Wholesaler	Supply New England	Supply New England	640 Bost Post Road	Guilford	CT	06437	203-453-4358					
Inactive	Wholesaler	Supply New England	Supply New England	640 Bost Post Road	Guilford	CT	06437	203-453-4358					
Active	HVAC Contractor	Gr Wade LLC	Gr Wade LLC	71 Overlook Dr	Hamden	CT	06514	203-230-9636					
Active	HVAC Contractor	Mechanical Heating And Plumbing	Mechanical Heating And Plumbing	52 Crestway	Hamden	CT	06514	203-281-5522					
Active	HVAC Contractor	Pipeology LLC	Pipeology LLC	131 Leeder Hill Dr	Hamden	CT	06517						
Prospective	Wholesaler	Zohoplaceholder	Nero Inc	726 Sherman Ave	Hamden	CT	6514						
Active	HVAC Contractor	All State Fire	All State Fire	110 Murphy	Hartford	CT	06114						
M14507	Active	Wholesaler	B&F/Johnstone Supply	Johnstone Supply	255 Locust Street	Hartford	CT	06114	860-727-9699	11/11/2022	162	46	1.333
M14507	Active	Wholesaler	B&F/Johnstone Supply	Johnstone Supply	255 Locust Street	Hartford	CT	06114	860-727-9699	12/14/2022	0	82	0.5084
M17815	Active	Wholesaler	B&F/Johnstone Supply	Johnstone Supply	255 Locust Street	Hartford	CT	06114	860-727-9699	11/11/2022	0	65	0.403
M17815	Active	Wholesaler	B&F/Johnstone Supply	Johnstone Supply	255 Locust Street	Hartford	CT	06114	860-727-9699	4/5/2022	0	39	0.3844
M21465	Active	Wholesaler	Bell Simons	Bell Simon Co.	319 MURPHY ROAD	HARTFORD	CT	06114	860-525-6675	2/21/2022	0	86	0.7502
Active	Wholesaler	Bell Simons	Bell Simon Co.	319 MURPHY ROAD	HARTFORD	CT	06114	860-525-6675					
Active	Wholesaler	Bell Simons	Bell Simon Co.	319 MURPHY ROAD	HARTFORD	CT	06114	860-525-6675					
Active	Wholesaler	Bell Simons	Bell Simon Co.	319 MURPHY ROAD	HARTFORD	CT	06114	860-525-6675					
Inactive	Wholesaler	Bell Simons	The Bell Pump Company	319 MURPHY ROAD	HARTFORD	CT	06114	860-246-6775					
Active	Wholesaler	Central Airesupply Inc.	Central Airesupply Inc.	118 Ledyard Street	Hartford	CT	06114						
Active	HVAC Contractor	Crest Mechanical	Crest Mechanical	41 Walnut Street	Hartford	CT	06120						
Active	HVAC Contractor	Crest Mechanical	Crest Mechanical	41 Walnut Street	Hartford	CT	06120						
Inactive	Wholesaler	F.W. Webb	Fw Webb	150 Locust St	Hartford	CT	06114	(860) 522-9322					
Inactive	Wholesaler	F.W. Webb	Fw Webb	200 Locust St.	Hartford	CT	06114	860-722-2433					

Connecticut
2022 Collection Location Summary Report

	Inactive	Wholesaler	F.W. Webb	Fw Webb	150 Locust St	Hartford	CT	06114	(860) 522-9322				
	Inactive	Wholesaler	F.W. Webb	Fw Webb	150 Locust St	Hartford	CT	06114	(860) 522-9322				
	Inactive	Wholesaler	Hartford Winnelson	Hartford Winnelson	287 Homestead Avenue	Hartford	CT	06112					
	Prospective	Wholesaler	Johnstone Supply	Johnstone Supply - Hartford		Hartford	CT	6101					
	Active	Wholesaler	Lennox	Lennox Stores	110 Murphy Road	Hartford	CT	06114	(959) 200-7395				
	Active	HVAC Contractor	Macca Plumbing	Macca Plumbing	284 Locust Street	Hartford	CT	06114					
	Inactive	Other	Placeholder	Supply New England	235 Newfield Avenue	Hartford	CT	06106	(860) 953-7701				
M21420	Active	Wholesaler	Plimpton & Hills Corp	Plimpton & Hills Corp	2 Brainard Road	Hartford	CT	06114	860-522-4233	4/5/2022	0	76	0.496
	Active	Wholesaler	Plimpton & Hills Corp	Plimpton & Hills Corp	2 Brainard Road	Hartford	CT	06114	860-522-4233				
	Active	Wholesaler	Plimpton & Hills Corp	Plimpton & Hills Corp	2 Brainard Road	Hartford	CT	06114	860-522-4233				
	Active	Wholesaler	R. E. Michel Co.	R. E. Michel Company, Inc	295 MURPHY ROAD	HARTFORD	CT	06114	860-278-7676				
	Active	Wholesaler	R. E. Michel Co.	R.E. Michel Company, Inc	295 MURPHY ROAD	HARTFORD	CT	06114	860-278-7676				
	Active	Wholesaler	Robinson Supply Co	Robinson Supply Co	226 Prestige Parkway	Hartford	CT	06108	860-291-9260				
	Active	Wholesaler	Robinson Supply Co	Robinson Supply Co	226 Prestige Parkway	Hartford	CT	06108	860-291-9260				
	Active	Wholesaler	Sid Harvey	Sid Harvey Industries	206 MURPHY RD.	HARTFORD	CT	06114	860-524-0250				
	Active	Wholesaler	Sid Harvey	Sid Harvey Industries	206 MURPHY RD.	HARTFORD	CT	06114	860-524-0250				
	Inactive	Wholesaler	Sid Harvey	Sid Harvey Inc	206 MURPHY ROAD	HARTFORD	CT	06114					
	Active	Wholesaler	Sid Harvey	Sid Harvey Industries	206 MURPHY RD.	HARTFORD	CT	06114	860-524-0250				
	Inactive	HHW	The Metropolitan District	The Metropolitan District	555 MAIN STREET	HARTFORD	CT	06103	860 278-7850				
	Active	Wholesaler	Trane	Trane Supply	485 Ledyard Street	Hartford	CT	06114	860-541-1721				
	Active	Wholesaler	Trane	Trane Supply	485 Ledyard Street	Hartford	CT	06114	860-541-1721				
	Active	Wholesaler	United Refrigeration	United Refrigeration G1	230 Wawarme Avenue	Hartford	CT	06114	860-278-9200				
	Active	Wholesaler	United Refrigeration	United Refrigeration G1	230 Wawarme Avenue	Hartford	CT	06114	860-278-9200				
	Active	Wholesaler	United Refrigeration	United Refrigeration G1	230 Wawarme Avenue	Hartford	CT	06114	860-278-9200				
	Inactive	Wholesaler	Watco	Carrier Enterprise	70 Meadow Street	Hartford	CT	06114	860-296-4533				
	Inactive	Wholesaler	Watco	Carrier Enterprise	70 Meadow Street	Hartford	CT	06114	860-296-4533				
	Active	HHW	Town Of Killingworth	Town Of Killingworth	323 Route 81	Killingworth	CT	06419	860-663-1765				
	Active	HVAC Contractor	Action Air Systems	Action Air Systems	131 Adams St	Manchester	CT	06042					
	Active	HVAC Contractor	Aire Tech Mechanical	Aire Tech Mechanical	150 Batson	Manchester	CT	06042					
P10357	Active	Wholesaler	Manchester Winnelson	Manchester Winnelson	160 Hartford Road	Manchester	CT	06040		4/19/2022	0	4	0.0248
	Active	Wholesaler	Manchester Winnelson	Manchester Winnelson	160 Hartford Road	Manchester	CT	06040					
	Active	HVAC Contractor	Nutmeg Mechanical Service Inc.	Nutmeg Mechanical Service Inc.	130-3 Utopia Road	Manchester	CT	06042	860-643-2042				
M18258	Active	Wholesaler	Plimpton & Hills Corp	Plimpton & Hills Corp.	401 New State Road	Manchester	CT	06040	860-533-1108	3/28/2022	0	7	0.0434
	Inactive	HHW	Town Of Manchester Transfer Station	Town Of Manchester Transfer Station	311 Olcott Street	Manchester	CT	06040	(860) 647-5279				
	Inactive	HHW	Town Of Manchester Transfer Station	Town Of Manchester Transfer Station	311 Olcott Street	Manchester	CT	06040	(860) 647-5279				
	Prospective	Wholesaler	Zohoplaceholder	R & R Plumbing & Supply Co.	600 Center St.	Manchester	CT	6040					
	Active	HHW	Mansfield Transfer Station	Mansfield Transfer Station	221 Warrenville Rd. -- SEND TO MAILING ADDRESS	Mansfield Center	CT	06250	(860) 429-3333				
	Active	HHW	Mansfield Transfer Station	Mansfield Transfer Station	221 Warrenville Rd. -- SEND TO MAILING ADDRESS	Mansfield Center	CT	06250	(860) 429-3333				
P10503	Active	HHW	City Of Middletown	City Of Middletown	245 Dekoven Drive	Middletown	CT	06457	(860) 638-4855	8/4/2022	0	8	0.062
	Active	Wholesaler	Portland Winair Co.	Portland Winair Co.	70 Tuttle Road	Middletown	CT	06457	860-632-0747				
	Active	Wholesaler	Portland Winair Co.	Portland Winair Co.	70 Tuttle Road	Middletown	CT	06457	860-632-0747				
	Prospective	Wholesaler	Watco	Carrier Commercial Svc	14 Industrial Park Pl 1	Middletown	CT	6457					
	Prospective	Wholesaler	Zohoplaceholder	Gastech Corp	7 Paterson Dr.	Middletown	CT	6457					
	Prospective	Wholesaler	Zohoplaceholder	Greenskies Renewable Energy LLC	10 Main Street	Middletown	CT	6457					
	Active	Wholesaler	B&F/Johnstone Supply	Johnstone Supply	21 Shady Street	Milford	CT	06460	203-882-5550				
	Inactive	HVAC Contractor	B & G Piping	B & G Piping	92 Erna Ave	Milford	CT	06461	203-877-2937				
	Active	HVAC Contractor	Climate Engineering Commercial Service	Climate Engineering Commercial Services	922 Bridgeport Ave	Milford	CT	06460	203-347-4024				
	Active	HVAC Contractor	Coastal Inc	Coastal Inc	14 Marion Ave	Milford	CT	06460	203-877-5155				
	Active	HVAC Contractor	Environmental Engineering Inc	Environmental Engineering Inc	100 Old Gate Lane	Milford	CT	06460	203-874-0812				
	Active	HVAC Contractor	Environmental Engineering Inc	Environmental Engineering Inc	100 Old Gate Lane	Milford	CT	06460	203-874-0812				
	Active	Wholesaler	Johnstone Supply	Johnstone Supply Co	21 SHADY STREET	MILFORD	CT	06460	203-881-5550				
	Active	Wholesaler	Johnstone Supply	Johnstone Supply Co	21 SHADY STREET	MILFORD	CT	06460	203-881-5550				
	Active	Wholesaler	Johnstone Supply	Johnstone Supply Co	21 SHADY STREET	MILFORD	CT	06460	203-881-5550				
	Active	Wholesaler	Johnstone Supply	Johnstone Supply Co	21 SHADY STREET	MILFORD	CT	06460	203-881-5550				
	Active	Wholesaler	Johnstone Supply	Johnstone Supply Co	21 SHADY STREET	MILFORD	CT	06460	203-881-5550				
	Prospective	Wholesaler	Johnstone Supply	Johnstone Supply - Milford		Milford	CT	6460					
	Active	HVAC Contractor	M & R Heating, Cooling, And Reprigerati	M & R Heating, Cooling, And Reprigeration	1050 Bridgeport Ave	Milford	CT	06460					
	Active	HVAC Contractor	Solarcity	Solarcity	200 Cascade Boulevard	Milford	CT	06460	860-933-6421				
	Prospective	Wholesaler	Zohoplaceholder	Air Perfect Inc	7 Pearson Ave	Milford	CT	6460					
	Active	HVAC Contractor	Link Mechanical	Link Mechanical	34 Walnut Street	New Britain	CT	6051					
	Active	Wholesaler	Plimpton & Hills Corp	Plimpton & Hills Corp.	189 Chestnut Street	New Britain	CT	06050	860-229-2076				
	Prospective	Wholesaler	Zohoplaceholder	New Britain Supply	211 John Downey Dr.	New Britain	CT	6051					
	Inactive	HVAC Contractor	Quality Mechanical Service LLC	Quality Mechanical Service LLC	102 Ramstein Road	New Hartford	CT	06057	860-489-8005				
	Active	Wholesaler	Bell Simons	The Bell Pump Company	209 FORBES AVENUE	NEW HAVEN	CT	06512	203-469-5351				
	Active	Wholesaler	Bell Simons	The Bell Pump Company	209 FORBES AVENUE	NEW HAVEN	CT	06512	203-469-5351				
	Active	HVAC Contractor	Buckingham Routh Co.	Buckingham Routh Co.	20 Goodwin Street	New Haven	CT	06512					
	Active	HVAC Contractor	Enterprise Plumbing And Heating	Enterprise Plumbing And Heating	801 State Street	New Haven	CT	06511	203-787-4311				
M18652	Active	Wholesaler	F.W. Webb	Fw Webb	650 Ella T Grasso Blvd	New Haven	CT	06519	203-865-6124	12/5/2022	0	17	0.1178
	Active	Wholesaler	Quality Plumbing Supply	Quality Plumbing Supply	380 Davenport Ave.	New Haven	CT	06519	(203) 777-6813				
M19975	Active	HVAC Contractor	Ruotolo Mechanical	Ruotolo Mechanical	29 Printers Lane	New Haven	CT	06519	203-772-1563	3/23/2022	0	5	0.031
	Active	HVAC Contractor	Ruotolo Mechanical	Ruotolo Mechanical	29 Printers Lane	New Haven	CT	06519	203-772-1563				
	Active	HVAC Contractor	Ruotolo Mechanical	Ruotolo Mechanical	29 Printers Lane	New Haven	CT	06519	203-772-1563				
	Active	Wholesaler	Sid Harvey	Sid Harvey	75 Hamilton St.	New Haven	CT	06511	203-787-0251				
	Inactive	Wholesaler	Sid Harvey	Sid Harvey Industries	75 HAMILTON ST	NEW HAVEN	CT	06511	203-787-0251				
	Active	Wholesaler	Sid Harvey	Sid Harvey	75 Hamilton St.	New Haven	CT	06511	203-787-0251				
	Active	Wholesaler	Star Supply Company	Star Supply Company	118 GANDO DRIVE	NEW HAVEN	CT	06513	(203)772-2240				
M13095	Active	Wholesaler	Star Supply Company	Star Supply Company	118 GANDO DRIVE	NEW HAVEN	CT	06513	(203)772-2240	3/14/2022	0	131	0.9548
M13095	Active	Wholesaler	Star Supply Company	Star Supply Company	118 GANDO DRIVE	NEW HAVEN	CT	06513	(203)772-2240	9/27/2022	0	148	0.961
	Active	Wholesaler	Star Supply Company	Star Supply Company	118 GANDO DRIVE	NEW HAVEN	CT	06513	(203)772-2240				
	Inactive	Wholesaler	Star Supply Company-Closed	Star Supply Company-Closed	1040 STATE STREET	NEW HAVEN	CT	06511	(203)772-2240				
	Active	Wholesaler	Torrcro	Torrcro	87 Union Street	New Haven	CT	06511	203-756-3641				
	Active	Wholesaler	Trane	Trane Supply	178 Wallace Street	New Haven	CT	06511	860-437-6208				
M16552	Active	Wholesaler	United Refrigeration	United Refrigeration 48	190 Wallace Street	New Haven	CT	06511	203-787-2200	4/5/2022	0	3	0.0186

Connecticut
2022 Collection Location Summary Report

M17661	Active	Wholesaler	WatSCO	Carrier Enterprise	185 Wallace Street	New Haven	CT	06511	203-821-3033	12/13/2022	0	0	0
M17661	Active	Wholesaler	WatSCO	Carrier Enterprise	185 Wallace Street	New Haven	CT	06511	203-821-3033	11/7/2022	0	6	0.0744
	Active	Wholesaler	Bell Simons	The Bell Pump Company	91 CRYSTAL AVENUE	NEW LONDON	CT	06320	860-443-2036				
M21629	Active	Wholesaler	Bell Simons	The Bell Pump Company	91 CRYSTAL AVENUE	NEW LONDON	CT	06320	860-443-2036	4/21/2022	0	26	0.2108
	Active	HVAC Contractor	Ddlc Energy	Ddlc Energy	410 Bank Street	New London	CT	06320					
	Active	HVAC Contractor	Ddlc Energy	Ddlc Energy	410 Bank Street	New London	CT	06320					
	Active	HVAC Contractor	Ddlc Energy	Ddlc Energy	410 Bank Street	New London	CT	06320					
	Active	HVAC Contractor	Ddlc Energy	Ddlc Energy	410 Bank Street	New London	CT	06320					
	Active	HVAC Contractor	Htg Oil Ptnr/Ddlc Energy	Htg Oil Ptnr/Ddlc Energy	410 BANK ST	NEW LONDON	CT	06360	860-271-2020				
	Active	HVAC Contractor	Htg Oil Ptnr/Ddlc Energy	Htg Oil Ptnr/Ddlc Energy	410 BANK ST	NEW LONDON	CT	06360	860-271-2020				
	Active	Wholesaler	The Granite Group	The Granite Group	75 JEFFERSON AVE	New London	CT	06320					
	Prospective	Wholesaler	Trane	Trane Parts Ctr.	571 Broad Street	New London	CT	6320					
	Active	HVAC Contractor	Mckenney Mechanical Contractors	Mckenney Mechanical Contractors	15 Commerce	Newtown	CT	06470					
	Inactive	HVAC Contractor	F & F Mechanical Enterprises	F & F Mechanical Enterprises	2 Dwight Street	North Haven	CT	06473	203-239-7025				
	Active	HVAC Contractor	Jp Salmini Co	Jp Salmini Co	2 Dwight St	North Haven	CT	06473-1139	203-878-8501				
M21235	Active	HVAC Contractor	Nero A/C	Nero A C & Heating Inc.	334 State Street	North Haven	CT	06473	(203) 248-8110	3/29/2022	3	19	0.155
M12153	Active	HVAC Contractor	Petro	Petro	212 Elm Street	North Haven	CT	06473	(203) 985-4551	4/1/2022	0	83	0.558
	Active	Wholesaler	The Granite Group	The Granite Group	300 SACKETT POINT RD	North Haven	CT	06473					
	Active	Wholesaler	The Granite Group	The Granite Group	300 SACKETT POINT RD	North Haven	CT	06473					
	Prospective	Wholesaler	Zohoplaceholder	Mcn Distributors Inc.	160 Universal Drive	North Haven	CT	6473					
	Active	HVAC Contractor	Anthony Caruso Plumbing	Anthony Caruso Plumbing	25 Perry Ave	Norwalk	CT	06850	(203) 838-7633				
	Active	HVAC Contractor	Astacio Plumbing	Astacio Plumbing	15 South Street	Norwalk	CT	06854					
	Active	HVAC Contractor	Petro	Petro	55 Bay Street	Norwalk	CT	06854					
M20886	Active	Wholesaler	R. E. Michel Co.	R. E. Michel Company, Inc	23 PERRY AVENUE	NORWALK	CT	06850	(203) 847-4921	7/26/2022	0	21	0.1984
	Active	Wholesaler	R. E. Michel Co.	R. E. Michel Company, Inc	23 PERRY AVENUE	NORWALK	CT	06850	(203) 847-4921				
	Active	Wholesaler	R. E. Michel Co.	R. E. Michel Company, Inc	23 PERRY AVENUE	NORWALK	CT	06850	(203) 847-4921				
	Active	Wholesaler	R. E. Michel Co.	R. E. Michel Company, Inc	23 PERRY AVENUE	NORWALK	CT	06850	(203) 847-4921				
	Prospective	Wholesaler	Trane	Trane	145 Main St.	Norwalk	CT	6851					
	Active	Wholesaler	Trane	Trane	145 Main Street	Norwalk	CT	6851					
	Inactive	Wholesaler	WatSCO	Carrier Enterprise	4 Wilton Ave.	Norwalk	CT	06851	203-840-4949				
	Prospective	Wholesaler	Zohoplaceholder	Emcor Energy Services, Inc.	301 Merritt 7	Norwalk	CT	6851					
M16347	Active	Wholesaler	The Granite Group	The Granite Group	47 New London Turnpike	Norwich	CT	06360		4/4/2022	0	9	0.0558
	Active	HVAC Contractor	The Nutmeg Companies Inc	The Nutmeg Companies Inc	1 Ohio Ave	Norwich	CT	06360					
	Active	Wholesaler	Viking Supply	Viking Supply	31 Connecticut Avenue	Norwich	CT	06360					
	Active	Wholesaler	The Granite Group	The Granite Group	45 Connolly Drive	Old Saybrook	CT	06475	603-545-3377				
	Active	Wholesaler	The Granite Group	The Granite Group	45 Connolly Drive	Old Saybrook	CT	06475	603-545-3377				
M13808	Active	Wholesaler	The Granite Group	The Granite Group	873 NORWICH RD	PLAINFIELD	CT	06374	603-545-3377	3/25/2022	0	8	0.0496
	Active	HVAC Contractor	Saucier Mechanical Services	Saucier Mechanical Services	148 Norton Street	Plantsville	CT	06479	860-628-9999				
	Active	HVAC Contractor	Sullivan, Donald And Sons Plumbing	Sullivan, Donald And Sons Plumbing	980 S Main Street	Plantsville	CT	06479					
	Prospective	Wholesaler	Zohoplaceholder	K & M Fire Protection Services, Inc.	8 West St	Plantsville	CT	6479					
	Active	HVAC Contractor	Daniels Oil Co., Inc.	Daniels Oil Co., Inc.	8 HIGH STREET PO BOX 32	PORTLAND	CT	06480	860-342-3778				
	Active	HVAC Contractor	Daniels Oil Co., Inc.	Daniels Oil Co., Inc.	8 HIGH STREET PO BOX 32	PORTLAND	CT	06480	860-342-3778				
	Active	HVAC Contractor	Valley Oil	Valley Oil - HOP Energy	36 BROWNSTONE AVE.	PORTLAND	CT	06480	860-342-3500 x5018				
	Active	HVAC Contractor	Valley Oil	Valley Oil - HOP Energy	36 BROWNSTONE AVE.	PORTLAND	CT	06480	860-342-3500 x5018				
	Active	HVAC Contractor	Valley Oil	Valley Oil - HOP Energy	36 BROWNSTONE AVE.	PORTLAND	CT	06480	860-342-3500 x5018				
	Active	Wholesaler	The Granite Group	The Granite Group	71 - 81 FRONT ST	Putnam	CT	06260	603-545-3377				
	Active	HVAC Contractor	Solarcity	Solarcity	714 Brook St.	Rocky Hill	CT	06067	860-670-9308				
	Prospective	Wholesaler	Zohoplaceholder	Ppl Savagealart, Inc.	50 Inwood Rd	Rocky Hill	CT	6067					
	Active	Wholesaler	Shelton Winair Co.,	Shelton Winair Co.,	740 RIVER ROAD	SHELTON	CT	06484	203-929-6319				
	Active	Wholesaler	Shelton Winair Co.,	Shelton Winair Co.,	740 RIVER ROAD	SHELTON	CT	06484	203-929-6319				
	Active	Wholesaler	Commercial Heating Supply	Commercial Heating Supply	330 Nutmeg Road 5	South Windsor	CT	06074					
	Active	Wholesaler	Commercial Heating Supply	Commercial Heating Supply	330 Nutmeg Road 5	South Windsor	CT	06074					
	Active	HVAC Contractor	Glasco Heating	Glasco Heating	56 Glendale	South Windsor	CT	06074					
M20758	Active	Wholesaler	Mitchell Fuel Co. Inc.	Mitchell Fuel Co. Inc.	1209 Sullivan Ave.	South Windsor	CT	06074	860-644-2561	4/1/2022	0	30	0.186
	Active	Wholesaler	Mitchell Fuel Co. Inc.	Mitchell Fuel Co. Inc.	1209 Sullivan Ave.	South Windsor	CT	06074	860-644-2561				
	Active	HVAC Contractor	Raymond McLaughlin	Raymond McLaughlin	53 Commerce Way	South Windsor	CT	06074					
	Active	HVAC Contractor	Woodcock Refrigeration	Woodcock Refrigeration	30 Kennedy Road	South Windsor	CT	06074					
	Prospective	Wholesaler	Zohoplaceholder	Windsor Winair Co.	25 Bidwell Rd 2	South Windsor	CT	6074					
	Prospective	Wholesaler	Zohoplaceholder	Hipoint Heating & Cooling Inc.	71 Edwin Rd	South Windsor	CT	6074					
	Prospective	Wholesaler	Zohoplaceholder	G & R Valley Company, Inc.	350 Chapel Rd	South Windsor	CT	6074					
	Active	HVAC Contractor	A. E. Olsen Company	A. E. Olsen Company	1257 Southford Rd.	Southbury	CT	06488	203-264-6571				
	Active	HVAC Contractor	Arthur E Olsen	Arthur E Olsen	1257 Southford Road	Southbury	CT	06488					
	Inactive	HVAC Contractor	Frank Talarico	Frank Talarico	203 Old Watubury Road	Southbury	CT	06488					
	Prospective	Wholesaler	Zohoplaceholder	Stratford Plumbing & Heating Inc	1266 Main St. 5	Southbury	CT	6488					
	Active	HVAC Contractor	Air Temp Mechanical Services	Air Temp Mechanical Services	360 Captain Lewis Dr	Southington	CT	06489					
M19961	Active	HVAC Contractor	Fox Heating	Fox Heating	37 Westford Ave	Stafford Springs	CT	06076	(860) 875-1416	8/12/2022	0	38	0.31
	Active	HVAC Contractor	Stafford Mechanical	Stafford Mechanical	4 Industrial Park	Stafford Springs	CT	06076					
	Active	HVAC Contractor	Stafford Mechanical Services	Stafford Mechanical Services	4 Industrial Park Drive	Stafford Springs	CT	06076	860-684-9485				
M16517	Active	Wholesaler	Abco Hvac Supply	Abco Hvac Supply-Stamford	198 LAWN AVE.	STAMFORD	CT	06902	203-325-9000	4/4/2022	0	5	0.031
	Active	HVAC Contractor	Air Solutions Heating And Cooling	Air Solutions Heating And Cooling	430 Fairfield Avenue	Stamford	CT	06902	203-357-8853				
	Active	HVAC Contractor	Airtech Stamford	Airtech Stamford	21 Anthony Street	Stamford	CT	06902	203-323-3959				
	Active	Wholesaler	B&F/Johnstone Supply	Johnstone Supply	156 Magee Avenue	Stamford	CT	06902	203-359-2626				
	Active	Wholesaler	Bell Simons	The Bell Pump Company	20 VICTORY STREET	STAMFORD	CT	06902	203-324-2139				
	Active	Wholesaler	Bell Simons	The Bell Pump Company	20 VICTORY STREET	STAMFORD	CT	06902	203-324-2139				
	Active	HVAC Contractor	C & C Service LLC	C & C Service LLC	17 Davenport Street	Stamford	CT	06902	203-323-2866				
	Active	HHW	City of Stamford - Katrina Mygatt Recycl	City of Stamford - Katrina Mygatt Recycling Center	130 Magee Ave.	Stamford	CT	06902	(203) 977-4117				
	Active	Wholesaler	Dasco - Dunphey & Associates Supply C	Dasco - Dunphey & Associates Supply Co., Inc.	43 Homestead Ave.	Stamford	CT	06902	203-602-5557				
	Active	Wholesaler	Dasco - Dunphey & Associates Supply C	Dasco - Dunphey & Associates Supply Co., Inc.	43 Homestead Ave.	Stamford	CT	06902	203-602-5557				
P10239	Active	Wholesaler	F.W. Webb	Fw Webb	200 Richmond Hill Ave.	Stamford	CT	06902	203-325-1355	3/25/2022	0	1	0.0062
	Active	Wholesaler	F.W. Webb	Fw Webb	200 Richmond Hill Ave.	Stamford	CT	06902	203-325-1355				
	Active	Wholesaler	Plimpton & Hills Corp	Plimpton & Hills Corp.	92 Research Drive	Stamford	CT	06906	203-965-5959				
	Active	HVAC Contractor	Powers Energy Solutions, LLC	Avalon Bay Communities - Do Not Return	50 Forest Street	Stamford	CT	06901					
	Active	HVAC Contractor	Powers Energy Solutions, LLC	Avalon Bay Communities - Do Not Return	50 Forest Street	Stamford	CT	06901					

Connecticut

2022 Collection Location Summary Report

	Active	HVAC Contractor	Powers Energy Solutions, LLC	Avalon Bay Communities - Do Not Return	50 Forest Street	Stamford	CT	06901					
	Active	HVAC Contractor	Powers Energy Solutions, LLC	Avalon Bay Communities - Do Not Return	50 Forest Street	Stamford	CT	06901					
	Active	HVAC Contractor	Powers Energy Solutions, LLC	Avalon Bay Communities - Do Not Return	50 Forest Street	Stamford	CT	06901					
	Active	HVAC Contractor	Putnam Plumbing And Heating	Putnam Plumbing And Heating	52 Dyke Lane	Stamford	CT	06902	203-324-9127				
	Active	Wholesaler	Stamford Winnelson	Stamford Winnelson	81 Southfield Avenue	Stamford	CT	06902	203-965-0692				
	Active	Wholesaler	Stamford Winnelson	Stamford Winnelson	81 Southfield Avenue	Stamford	CT	06902	203-965-0692				
	Active	HVAC Contractor	Tarzia Plumbing And Heating	Tarzia Plumbing And Heating	1455 Newfield Avenue	Stamford	CT	06902	203-322-1900				
	Active	Wholesaler	Trane	Trane Supply	47 Harbor View Avenue	Stamford	CT	06902	203-295-2170				
	Active	Wholesaler	Trane	Trane Supply	47 Harbor View Avenue	Stamford	CT	06902	203-295-2170				
	Inactive	Wholesaler	United Refrigeration	United Refrigeration G6	17 Viaduct Road	Stamford	CT	06907	203-359-4300				
	Inactive	Wholesaler	United Refrigeration	United Refrigeration G6	17 Viaduct Road	Stamford	CT	06907	203-359-4300				
M21742	Active	Wholesaler	Watco	TempAir Company	67 Southfield Avenue	Stamford	CT	06902	203-357-1727	6/14/2022	0	8	0.0868
	Active	Wholesaler	Watco	TempAir Company	67 Southfield Avenue	Stamford	CT	06902	203-357-1727				
	Active	HVAC Contractor	W R Johnson	W R Johnson	28 Scofield Avenue	Stamford	CT	06902					
	Prospective	Wholesaler	Zohoplaceholder	Star Gas Partners	9 W Broad Street	Stamford	CT	6902					
	Prospective	Wholesaler	Zohoplaceholder	Danair Service LLC	150 Southfield Avenue	Stamford	CT	6902					
	Active	Wholesaler	Johnstone Supply	Johnstone Supply Co	156 MAGEE AVENUE	STANFORD	CT	06902	203-369-2626				
	Active	Wholesaler	Turner And Harrison	Turner And Harrison	54 RESEARCH DRIVE	STANFORD	CT	06906	203-348-6743				
	Active	Wholesaler	Turner And Harrison	Turner And Harrison	54 RESEARCH DRIVE	STANFORD	CT	06906	203-348-6743				
	Active	HVAC Contractor	Environmental Control, Inc.	Environmental Control, Inc.	1265 WOODEND ROAD	STRATFORD	CT	06615	203-375-5228				
	Inactive	HVAC Contractor	Main Enterprises	Main Enterprises	1180 STRATFORD RD.	STRATFORD	CT	06615	(203) 334-3419				
	Inactive	HVAC Contractor	Main Enterprises	Main Enterprises	1180 STRATFORD RD.	STRATFORD	CT	06615	(203) 334-3419				
M15140	Active	Wholesaler	R. E. Michel Co.	Re Michel Co Inc.	840 ACCESS ROAD	STRATFORD	CT	06615	203-380-9382	9/30/2022	0	73	0.5456
	Active	Wholesaler	R. E. Michel Co.	Re Michel Co Inc.	840 ACCESS ROAD	STRATFORD	CT	06615	203-380-9382				
	Inactive	Wholesaler	R. E. Michel Co.	R.E. Michel Company, Inc	640 ACCESS ROAD	STRATFORD	CT	06615	203-380-9382				
	Inactive	Wholesaler	R. E. Michel Co.	R.E. Michel Company, Inc	640 ACCESS ROAD	STRATFORD	CT	06615	203-380-9382				
	Inactive	Wholesaler	R. E. Michel Co.	R.E. Michel Company, Inc	640 ACCESS ROAD	STRATFORD	CT	06615	203-380-9382				
	Active	Wholesaler	Sid Harvey	Sid Harvey Industries	1935 Stratford Ave.	STRATFORD	CT	06615	203-375-4328				
M14480	Active	Wholesaler	Sid Harvey	Sid Harvey Industries	1935 Stratford Ave.	STRATFORD	CT	06615	203-375-4328	4/4/2022	0	11	0.0868
	Inactive	Wholesaler	Torrington Supply	Torrington Supply	40 MEAD STREET	STRATFORD	CT	06615	203-381-9340				
	Active	Wholesaler	Tower Equipment Co Inc	Tower Equipment Co Inc	1320 WEST BROAD ST	STRATFORD	CT	06615	203-375-4420				
	Active	Wholesaler	Tower Equipment Co Inc	Tower Equipment Co Inc	1320 WEST BROAD ST	STRATFORD	CT	06615	203-375-4420				
	Active	Wholesaler	Tower Equipment Co Inc	Tower Equipment Co Inc	1320 WEST BROAD ST	STRATFORD	CT	06615	203-375-4420				
	Active	Wholesaler	Tower Equipment Co Inc	Tower Equipment Co Inc	1320 WEST BROAD ST	STRATFORD	CT	06615	203-375-4420				
	Active	Wholesaler	Tower Equipment Co Inc	Tower Equipment Co Inc	1320 WEST BROAD ST	STRATFORD	CT	06615	203-375-4420				
	Active	Wholesaler	Tower Equipment Co Inc	Tower Equipment Co Inc	1320 WEST BROAD ST	STRATFORD	CT	06615	203-375-4420				
	Active	Wholesaler	Tower Equipment Co Inc	Tower Equipment Co Inc	1320 WEST BROAD ST	STRATFORD	CT	06615	203-375-4420				
	Active	Wholesaler	Tower Equipment Co Inc	Tower Equipment Co Inc	1320 WEST BROAD ST	STRATFORD	CT	06615	203-375-4420				
	Active	Wholesaler	Watco	Carrier Enterprise	650 Long Beach Blvd	Stratford	CT	06615	203-375-6390				
	Active	Wholesaler	Watco	Carrier Enterprise	650 Long Beach Blvd	Stratford	CT	06615	203-375-6390				
M19955	Active	HVAC Contractor	Barry Cone's	Barry Cone's	22 Migeon Ave	Torrington	CT	06790		5/27/2022	0	9	0.0558
	Active	HVAC Contractor	Performance Plumbing	Performance Plumbing	400 Riverside Ave	Torrington	CT	06790					
M18261	Active	Wholesaler	Plimpton & Hills Corp	Plimpton & Hills Corp	790 Main Street	Torrington	CT	06790	860-482-0238	3/15/2022	0	120	0.8122
P10238	Inactive	HVAC Contractor	Quality Mechanical Service	Quality Mechanical Service	95 Turner Avenue	Torrington	CT	06790		4/13/2022	0	6	0.0744
P10238	Inactive	HVAC Contractor	Quality Mechanical Service	Quality Mechanical Service	95 Turner Avenue	Torrington	CT	06790		12/27/2022	0	0	0
	Inactive	HVAC Contractor	Quality Mechanical Service	Quality Mechanical Service	95 Turner Avenue	Torrington	CT	06790					
	Active	HVAC Contractor	Scoville Plumbing	Scoville Plumbing	311 S Main Street	Torrington	CT	06790					
	Active	Wholesaler	Torcco	Torcco	261 Oak Avenue	Torrington	CT	06790					
	Active	Wholesaler	Torcco	Torcco	261 Oak Avenue	Torrington	CT	06790					
	Prospective	Wholesaler	Zohoplaceholder	G & O Mechanical Contractors, LLC	5893 Main St. Rear	Trumbull	CT	6611					
M14075	Active	Retailer	Montville Hardware	Montville Hardware	907 RT 32	UNCASVILLE	CT	06382	860-848-3616	4/4/2022	0	13	0.093
	Active	Retailer	Montville Hardware	Montville Hardware	907 RT 32	UNCASVILLE	CT	06382	860-848-3616				
	Inactive	HVAC Contractor	E N T Heating And Cooling	E N T Heating And Cooling	160 S Turnpike Road	Wallingford	CT	06492	203-284-8881				
M18253	Active	Wholesaler	Plimpton & Hills Corp	Plimpton & Hills Corp.	148 South Colony Drive	Wallingford	CT	06492	203-269-7739	12/14/2022	0	18	0.1364
	Active	HVAC Contractor	Superior Mechanical Systems Inc	Superior Mechanical Systems Inc	126 S Turnpike Road	Wallingford	CT	06492	203-265-9333				
	Active	Wholesaler	Wallingford Winnelson Co.	Wallingford Winnelson Co.	1068 N. Farms Road Bldg. 1	Wallingford	CT	06492	203-265-1116				
	Active	Wholesaler	Wallingford Winnelson Co.	Wallingford Winnelson Co.	1068 N. Farms Road Bldg. 1	Wallingford	CT	06492	203-265-1116				
	Active	Wholesaler	Watco	Carrier Enterprise (Homans Associates)	2 Northrop IND. Park Road	Wallingford	CT	06492	800-840-9510				
M21907	Active	Wholesaler	F.W. Webb	Fw Webb Company	737 Bank St.	Waterbury	CT	06708	203-574-5959	12/27/2022	0	90	0.6448
M21906	Active	Wholesaler	F.W. Webb	Fw Webb Company	737 Bank St.	Waterbury	CT	06708	203-574-5959	12/27/2022	0	89	0.6572
	Active	Wholesaler	F.W. Webb	Fw Webb Company	737 Bank St.	Waterbury	CT	06708	203-574-5959				
	Active	Wholesaler	Sid Harvey	Sid Harvey Industries	278 RAILROAD HILL ST	WATERBURY	CT	06708	203-756-4480				
M19618	Active	Wholesaler	Sid Harvey	Sid Harvey Industries	278 RAILROAD HILL ST	WATERBURY	CT	06708	203-756-4480	3/31/2022	0	47	0.434
M19618	Active	Wholesaler	Sid Harvey	Sid Harvey Industries	278 RAILROAD HILL ST	WATERBURY	CT	06708	203-756-4480	5/2/2022	0	99	0.713
	Active	Wholesaler	Sid Harvey	Sid Harvey Industries	278 RAILROAD HILL ST	WATERBURY	CT	06708	203-756-4480				
	Active	Wholesaler	Torrington Supply	Torrington Supply	100 N. ELM STREET	WATERBURY	CT	06723	203-465-4287				
	Active	Wholesaler	Torrington Supply	Torrington Supply	100 N. ELM STREET	WATERBURY	CT	06723	203-465-4287				
	Active	Wholesaler	Torrington Supply	Torrington Supply	100 N. ELM STREET	WATERBURY	CT	06723	203-465-4287				
	Active	HVAC Contractor	Wesson Energy	Wesson Energy	165 RAILROAD HILL STREET	WATERBURY	CT	06708	203-756-7041				
	Active	HVAC Contractor	Wesson Energy	Wesson Energy	165 RAILROAD HILL STREET	WATERBURY	CT	06708	203-756-7041				
	Active	HVAC Contractor	Wesson Energy	Wesson Energy	165 RAILROAD HILL STREET	WATERBURY	CT	06708	203-756-7041				
	Active	Wholesaler	F.W. Webb	F.W. Webb	570 Vauxhall Street Ext	Waterford	CT	06385	860-629-5900				
	Active	Wholesaler	F.W. Webb	F.W. Webb	570 Vauxhall Street Ext	Waterford	CT	06385	860-629-5900				
	Active	Wholesaler	F.W. Webb	F.W. Webb	570 Vauxhall Street Ext	Waterford	CT	06385	860-629-5900				
	Active	Wholesaler	F.W. Webb	F.W. Webb	570 Vauxhall Street Ext	Waterford	CT	06385	860-629-5900				
	Active	HVAC Contractor	Michael R Mader Co, Inc	Michael R Mader Co, Inc	33 GREAT NECK RD	Waterford	CT	06385	860-442-3610				
	Active	HVAC Contractor	Michael R Mader Co, Inc	Michael R Mader Co, Inc	33 GREAT NECK RD	Waterford	CT	06385	860-442-3610				
	Active	HHW	Town Of Watertown	Town Of Watertown	91 Burton Street	Watertown	CT	06795	203-982-1037				
	Active	HVAC Contractor	Water Systems Solutions	Water Systems Solutions	740 Thomaston Road	Watertown	CT	06795					
	Active	HVAC Contractor	Mare C Heating	Mare C Heating	12 Jansen Ct	West Hartford	CT	06110					
M21422	Active	Wholesaler	Plimpton & Hills Corp	Plimpton & Hills Corp	183 Dexter Avenue	West Hartford	CT	06110		4/1/2022	0	4	0.0372
	Active	Wholesaler	Plimpton & Hills Corp	Plimpton & Hills Corp	195 Dexter Ave	West Hartford	CT	06110	860-953-7715				

Connecticut
2022 Collection Location Summary Report

	Active	Wholesaler	Supply New England	Supply New England	235 Newfield Ave.	West Hartford	CT	06106	860-953-7701				
	Active	Wholesaler	Supply New England	Supply New England	235 Newfield Ave.	West Hartford	CT	06106	860-953-7701				
M20800	Active	HHW	West Hartford Yard Waste & Recycling C	West Hartford Yard Waste & Recycling Center	25 Brixton St.	West Hartford	CT	06110	(860) 561-8100	2/10/2022	0	12	0.0744
	Inactive	HVAC Contractor	Connecticut Refining Co.	Connecticut Refining Co.	25 Bernhard Rd	WEST HAVEN	CT	06473	203-933-2511				
M18645	Active	HVAC Contractor	West Side Oil	West Side Oil	27 Babbs Road	West Suffield	CT	06093	860-668-4322	10/4/2022	0	53	0.3968
	Active	HVAC Contractor	West Side Oil	West Side Oil	27 Babbs Road	West Suffield	CT	06093	860-668-4322				
	Active	HVAC Contractor	West Side Oil	West Side Oil	27 Babbs Road	West Suffield	CT	06093	860-668-4322				
	Active	Wholesaler	Willimantic Winnelson	Willimantic Winnelson	65 Moalton Ct.	Willimantic	CT	06226					
	Active	Wholesaler	Willimantic Winnelson	Willimantic Winnelson	65 Moalton Ct.	Willimantic	CT	06226					
	Active	HVAC Contractor	Servco Oil Company	Servco Oil Company	387 Danbury Road	Wilton	CT	06897	203-762-7994				
	Inactive	Property Management	Wyndham Park Apartments	Wyndham Park Apartments	140 Plains Road	Windham	CT	06280	860-450-1110				
	Active	HVAC Contractor	Aiello Home Services	Aiello Home Services	600 Old County Circle	Windsor Locks	CT	06096	888-956-4455				
	Active	HVAC Contractor	Harp Mechanical	Harp Mechanical	483 Spring Street	Windsor Locks	CT	06096	860-623-4350				
	Active	HVAC Contractor	Good Hill Mechanic	Good Hill Mechanic	53 Main Street South	Woodbury	CT	06798					
	Active	HVAC Contractor	Cmc Energy Services	Cmc Energy Services	60 Old Church Street	Yalesville	CT	06492	888-403-3500				

Connecticut
2022 Collection Location Bin Receipt

Bin Bar Code	Location Status	Location Type	Account: TRC Account Name	Name	Street	City	State	Zip Code	Contact Phone	Return Date	Number of Loose Switches	Number of Mercury Thermostats	Total Mercury Volume (lbs.)
M18454	Active	Wholesaler	Modern Plumbing Supply	Modern Plumbing Supply	152 Berlin Turnpike	Berlin	CT	06037		8/11/2022	0	9	0.0558
M18445	Active	Wholesaler	Branford Winnelson	Branford Winnelson	22 McDermott Road	Branford	CT	06405	(203) 483-7216	3/28/2022	0	5	0.031
M17643	Active	HVAC Contractor	Standard Oil Of Ct	Standard Oil Of Ct	299 Bishop Avenue	Bridgeport	CT	06610	203-337-3096	8/5/2022	0	76	0.5146
M18868	Active	HHW	City Of Bristol Dept. Of Public Works	City Of Bristol Solid Waste Transfer Station	685 Lake Ave.	Bristol	CT	06010	(860) 550-3796	2/17/2022	0	15	0.093
M10738	Active	Wholesaler	R. E. Michel Co.	R. E. Michel Company, Inc	91 PRESTIGE PARK CIRCLE, UNIT 4	EAST HARTFORD	CT	06108	860-289-1545	4/5/2022	0	119	0.7874
M21504	Active	Other	NLR Inc.	NLR Inc.	256 Main Street	East Windsor	CT	06088	860-292-1992	12/5/2022	0	104	0.6882
M21612	Active	Other	NLR Inc.	NLR Inc.	256 Main Street	East Windsor	CT	06088	860-292-1992	12/6/2022	0	41	0.403
M18254	Active	Wholesaler	Plimpton & Hills Corp	Plimpton & Hills Corp.	146 Kings Highway East	Fairfield	CT	06825	203-332-4273	4/4/2022	0	9	0.0558
M18263	Active	Wholesaler	Plimpton & Hills Corp	Plimpton & Hills Corp.	2 Eastview Lane	Farmington	CT	06032	860-888-8590	4/1/2022	0	49	0.3224
M17906	Active	HHW	Southeast Connecticut Regional Resources	Southeast Connecticut Regional Resources Recovery	7 Hurlbutt Road	Gales Ferry	CT	06335	860-381-5558	8/15/2022	0	98	0.6262
M17412	Active	HHW	Town Of Granby	Town Of Granby	15 N. Granby Road	Granby	CT	06035	860-653-8960	1/14/2022	0	5	0.031
M18218	Active	Wholesaler	Sid Harvey	Sid Harvey	266 Bridge St.	Groton	CT	06340	860-448-4949	4/1/2022	0	8	0.0682
M17351	Active	Wholesaler	Thames Valley Winnelson	Thames Valley Winnelson	975 North Road	Groton	CT	06340	860-448-1900	3/31/2022	0	63	0.3596
M14507	Active	Wholesaler	B&F/Johnstone Supply	Johnstone Supply	255 Locust Street	Hartford	CT	06114	860-727-9699	11/11/2022	162	46	1.333
M14507	Active	Wholesaler	B&F/Johnstone Supply	Johnstone Supply	255 Locust Street	Hartford	CT	06114	860-727-9699	12/14/2022	0	82	0.5084
M17815	Active	Wholesaler	B&F/Johnstone Supply	Johnstone Supply	255 Locust Street	Hartford	CT	06114	860-727-9699	11/11/2022	0	65	0.403
M17815	Active	Wholesaler	B&F/Johnstone Supply	Johnstone Supply	255 Locust Street	Hartford	CT	06114	860-727-9699	4/5/2022	0	39	0.3844
M21465	Active	Wholesaler	Bell Simons	Bell Simon Co.	319 MURPHY ROAD	HARTFORD	CT	06114	860-525-6675	2/21/2022	0	86	0.7502
M21420	Active	Wholesaler	Plimpton & Hills Corp	Plimpton & Hills Corp	2 Brainard Road	Hartford	CT	06114	860-522-4233	4/5/2022	0	76	0.496
P10357	Active	Wholesaler	Manchester Winnelson	Manchester Winnelson	160 Hartford Road	Manchester	CT	06040		4/19/2022	0	4	0.0248
M18258	Active	Wholesaler	Plimpton & Hills Corp	Plimpton & Hills Corp.	401 New State Road	Manchester	CT	06040	860-533-1108	3/28/2022	0	7	0.0434
P10503	Active	HHW	City Of Middletown	City Of Middletown	245 Dekoven Drive	Middletown	CT	06457	(860) 638-4855	8/4/2022	0	8	0.062
M18652	Active	Wholesaler	F.W. Webb	Fw Webb	650 Ella T Grasso Blvd	New Haven	CT	06519	203-865-6124	12/5/2022	0	17	0.1178
M19975	Active	HVAC Contractor	Ruotolo Mechanical	Ruotolo Mechanical	29 Printers Lane	New Haven	CT	06519	203-772-1563	3/23/2022	0	5	0.031
M13095	Active	Wholesaler	Star Supply Company	Star Supply Company	118 GANDO DRIVE	NEW HAVEN	CT	06513	(203)772-2240	3/14/2022	0	131	0.9548
M13095	Active	Wholesaler	Star Supply Company	Star Supply Company	118 GANDO DRIVE	NEW HAVEN	CT	06513	(203)772-2240	9/27/2022	0	148	0.961
M16552	Active	Wholesaler	United Refrigeration	United Refrigeration 48	190 Wallace Street	New Haven	CT	06511	203-787-2200	4/5/2022	0	3	0.0186
M17661	Active	Wholesaler	WatSCO	Carrier Enterprise	185 Wallace Street	New Haven	CT	06511	203-821-3033	12/13/2022	0	0	0
M17661	Active	Wholesaler	WatSCO	Carrier Enterprise	185 Wallace Street	New Haven	CT	06511	203-821-3033	11/7/2022	0	6	0.0744
M21629	Active	Wholesaler	Bell Simons	The Bell Pump Company	91 CRYSTAL AVENUE	NEW LONDON	CT	06320	860-443-2036	4/21/2022	0	26	0.2108
M21235	Active	HVAC Contractor	Nero A/C	Nero A C & Heating Inc.	334 State Street	North Haven	CT	06473	(203) 248-8110	3/29/2022	3	19	0.155
M12153	Active	HVAC Contractor	Petro	Petro	212 Elm Street	North Haven	CT	06473	(203) 985-4551	4/1/2022	0	83	0.558
M20886	Active	Wholesaler	R. E. Michel Co.	R. E. Michel Company, Inc	23 PERRY AVENUE	NORWALK	CT	06850	(203) 847-4921	7/26/2022	0	21	0.1984
M16347	Active	Wholesaler	The Granite Group	The Granite Group	47 New London Turnpike	Norwich	CT	06360		4/4/2022	0	9	0.0558
M13808	Active	Wholesaler	The Granite Group	The Granite Group	873 NORWICH RD	PLAINFIELD	CT	06374	603-545-3377	3/25/2022	0	8	0.0496
M20758	Active	Wholesaler	Mitchell Fuel Co. Inc.	Mitchell Fuel Co. Inc.	1209 Sullivan Ave.	South Windsor	CT	06074	860-644-2561	4/1/2022	0	30	0.186
M19961	Active	HVAC Contractor	Fox Heating	Fox Heating	37 Westford Ave	Stafford Springs	CT	06076	(860) 875-1416	8/12/2022	0	38	0.31
M16517	Active	Wholesaler	Abco Hvac Supply	Abco Hvac Supply-Stamford	198 LAWN AVE.	STAMFORD	CT	06902	203-325-9000	4/4/2022	0	5	0.031
P10239	Active	Wholesaler	F.W. Webb	Fw Webb	200 Richmond Hill Ave.	Stamford	CT	06902	203-325-1355	3/25/2022	0	1	0.0062
M21742	Active	Wholesaler	WatSCO	TempAir Company	67 Southfield Avenue	Stamford	CT	06902	203-357-1727	6/14/2022	0	8	0.0868
M15140	Active	Wholesaler	R. E. Michel Co.	Re Michel Co Inc.	840 ACCESS ROAD	STRATFORD	CT	06615	203-380-9382	9/30/2022	0	73	0.5456
M14480	Active	Wholesaler	Sid Harvey	Sid Harvey Industries	1935 Stratford Ave.	STRATFORD	CT	06615	203-375-4328	4/4/2022	0	11	0.0868
M19955	Active	HVAC Contractor	Barry Cone's	Barry Cone's	22 Migeon Ave	Torrington	CT	06790		5/27/2022	0	9	0.0558
M18261	Active	Wholesaler	Plimpton & Hills Corp	Plimpton & Hills Corp.	790 Main Street	Torrington	CT	06790	860-482-0238	3/15/2022	0	120	0.8122
P10238	Inactive	HVAC Contractor	Quality Mechanical Service	Quality Mechanical Service	95 Turner Avenue	Torrington	CT	06790		4/13/2022	0	6	0.0744
P10238	Inactive	HVAC Contractor	Quality Mechanical Service	Quality Mechanical Service	95 Turner Avenue	Torrington	CT	06790		12/27/2022	0	0	0
M14075	Active	Retailer	Montville Hardware	Montville Hardware	907 RT 32	UNCASVILLE	CT	06382	860-848-3616	4/4/2022	0	13	0.093
M18253	Active	Wholesaler	Plimpton & Hills Corp	Plimpton & Hills Corp.	148 South Colony Drive	Wallingford	CT	06492	203-269-7739	12/14/2022	0	18	0.1364
M21907	Active	Wholesaler	F.W. Webb	Fw Webb Company	737 Bank St.	Waterbury	CT	06708	203-574-5959	12/27/2022	0	90	0.6448
M21906	Active	Wholesaler	F.W. Webb	Fw Webb Company	737 Bank St.	Waterbury	CT	06708	203-574-5959	12/27/2022	0	89	0.6572
M19618	Active	Wholesaler	Sid Harvey	Sid Harvey Industries	278 RAILROAD HILL ST	WATERBURY	CT	06708	203-756-4480	3/31/2022	0	47	0.434
M19618	Active	Wholesaler	Sid Harvey	Sid Harvey Industries	278 RAILROAD HILL ST	WATERBURY	CT	06708	203-756-4480	5/2/2022	0	99	0.713
M21422	Active	Wholesaler	Plimpton & Hills Corp	Plimpton & Hills Corp	183 Dexter Avenue	West Hartford	CT	06110		4/1/2022	0	4	0.0372
M20800	Active	HHW	West Hartford Yard Waste & Recycling Center	West Hartford Yard Waste & Recycling Center	25 Brixton St.	West Hartford	CT	06110	(860) 561-8100	2/10/2022	0	12	0.0744
M18645	Active	HVAC Contractor	West Side Oil	West Side Oil	27 Babbs Road	West Suffield	CT	06093	860-668-4322	10/4/2022	0	53	0.3968

Connecticut**2022 Collection Location Container Requests**

Bin Assignment Date	Bin: Bin Bar Code	Name	Location Type	Street	City	State	Zip Code	County
7/21/2022	M21953	New Britain Supply	Wholesaler	154 Woodlawn Road	Berlin	CT	06037	Hartford
9/22/2022	M21994	New Britain Supply	Wholesaler	154 Woodlawn Road	Berlin	CT	06037	Hartford
4/6/2022	M21905	Bell Simons Co.	Wholesaler	805 Wood Ave	Bridgeport	CT	06604	Fairfield
5/27/2022	P10667	Plimpton & Hills Corp.	Wholesaler	640 Boston Post Rd	Guilford	CT	06437	New Haven
4/6/2022	M21906	Fw Webb Company	Wholesaler	737 Bank St.	Waterbury	CT	06708	New Haven
4/6/2022	M21907	Fw Webb Company	Wholesaler	737 Bank St.	Waterbury	CT	06708	New Haven