

2022 ANNUAL REPORT

MASSACHUSETTS

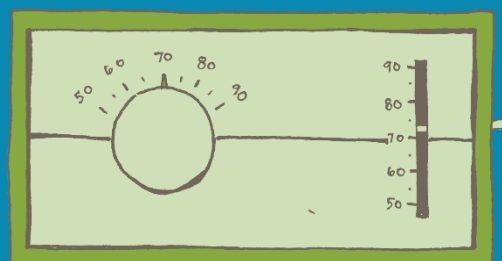
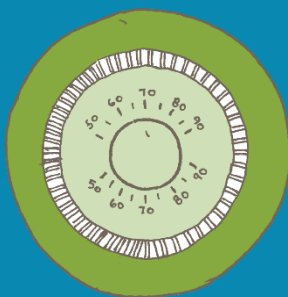


TABLE OF CONTENTS

Thermostat Recycling Corporation Governance _____	3
Thermostat Recycling Corporation Board Members _____	3
Thermostat Recycling Corporation Dues Paying Members _____	3
Thermostat Recycling Corporation Staff _____	3
Letter From The Executive Director _____	4
MASSACHUSETTS _____	5
2022 Collections and Evaluation _____	5
2022 Collections by Brand _____	31
2022 Summary of the Program Expenses _____	33
2022 Education and Outreach _____	34
2023 Program Modifications _____	49
Contact Information _____	50
Appendices _____	51

THERMOSTAT RECYCLING CORPORATION GOVERNANCE

Thermostat Recycling Corporation Board Members

Arnie Meyer (Chairman)
Resideo / Honeywell Home (f/k/a Honeywell)

Charles Ketterer (Vice-Chairman)
Emerson Technologies (White Rodgers)

Bob Johnson (Treasurer)
Lennox Industries

Thermostat Recycling Corporation Dues Paying Members

Bard Manufacturing Company, Inc.	ITT Inc.
Burnham LLC	Johnson Controls
Carrier Corporation	Lennox International Inc.
Chromalox, Inc.	Google
ClimateMaster, Inc.	Nortek Global HVAC, LLC
Crane Company	Rheem Manufacturing Company
Daikin Applied (McQuay)	Schneider Electric USA, Inc.
Dwyer Instruments, Inc.	Taco, Inc.
ecobee	The Marley-Wylain Company
Empire Comfort Systems	TPI Corporation
General Electric Company	Trane Residential Systems
Goodman Distribution, Inc.	Uponor, Inc.
Ademco Inc., wholly owned subsidiary of Resideo Technologies, Inc. (Honeywell Home)	W. W. Grainger, Inc.
Hunter Fan Company	White Rodgers, a division of Emerson Electric Co.

Thermostat Recycling Corporation Staff

Ralph Vasami
Executive Vice President

Danielle Myers
Executive Director

Mariel Nelson
Operations Administrator

LETTER FROM THE EXECUTIVE DIRECTOR

As we move forward, it becomes increasingly difficult to maintain the same level of mercury thermostat collections because we continue to make headway toward eliminating every last mercury thermostat. We are dedicated to fulfilling TRC's mission to promote the safe collection and proper disposal of mercury-containing thermostats while keeping mercury out of the waste stream in order to protect the environment.

As existing regulations around manufacturer funded mercury thermostat collections sunset, we remain steadfast in our efforts and will continue our efforts to collect in all 48 contiguous states. We appreciate that legislators recognize our decades of effort and success.

TRC will continue to target mercury thermostat collections and work with our partners in the HVAC industry, the waste sector, the energy sector, and the regulatory community to achieve positive results. As you might expect, our numbers will decrease because of our previous successes, but our diligence and dedication remain.

We are happy to provide you with this year's annual report. Please do not hesitate to contact us with comments or questions.

Sincerely,



Danielle Myers, Executive Director



Ralph Vasami, Executive Vice President

MASSACHUSETTS

2022 Collections and Evaluation

The following analytical report details the annual program performance for mercury thermostat collection in the state of Massachusetts in 2022.

A few of the program highlights for 2022 are included below:

- In 2022 the program **collected 57.1 lbs. of mercury** in Massachusetts. Since 2000, the annual quantity of mercury collected in Massachusetts has been an average of 38.3 lbs.
- The program collected **8,333 whole thermostats in 2022**. This was a 49% increase over the number of thermostats collected in 2021. Since 2000, the average thermostat count per year is 4,777.
- The average **number of whole thermostats collected per bin in 2022 was 74 thermostats**, an increase from 45 in 2021.
- The counties with the most bins and thermostats returned in 2022 were **Middlesex County (25 bins, 2,493 thermostats), Norfolk County (28 bins, 2,001 thermostats), and Hampden County (15 bins, 1,473 thermostats)**.
- In 2022, **23% of the partner locations returned at least one bin**.
- **A total of 111 'Miss You' calls were placed in 2022** and 40 site visits completed.
- In addition to 8,333 whole thermostats, **11 loose switches were collected, bringing the total number of "thermostat equivalents" returned in 2022 to 8,343**.

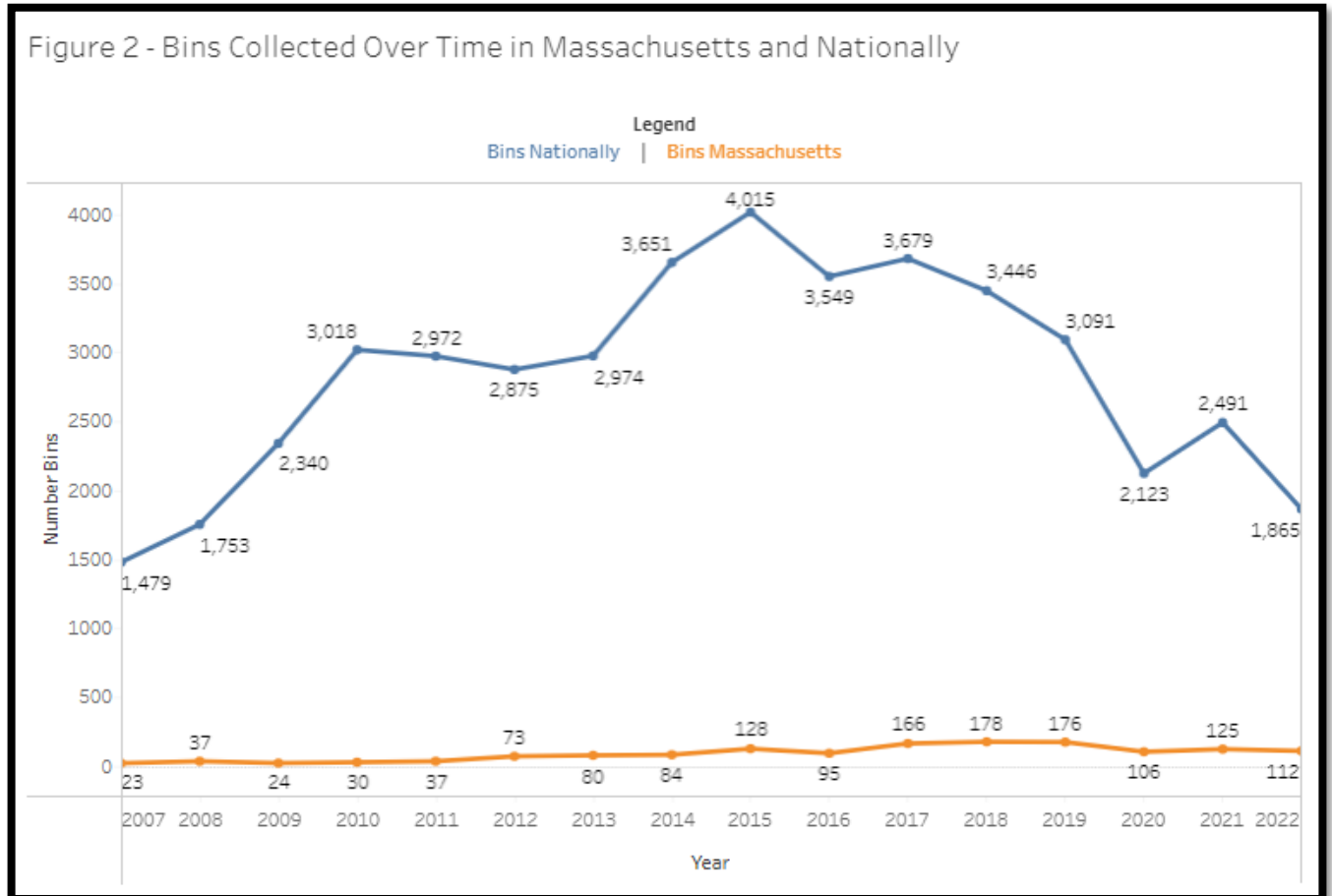
Section 1: Program Analytics

Section 1 of this report examines the annual performance of the thermostat collection recycling program in terms of bins, thermostats, and mercury collected as well as the year-over-year progression of the program. On average, the program has collected 38.3 lbs. of mercury and 4,777 whole thermostats per year since 2000. In 2022, the program collected 57.1 lbs. of mercury from 8,333 thermostats and 11 loose switches. Figure 1 displays the total number of bins, the total number of thermostats, and the quantity of mercury collected in Massachusetts since the beginning of the program.

Figure 1 - Program Performance Over Time

Year	Number Bins	Number Thermostats	Mercury (Lb)
2001	4	262	2.7
2002	7	429	3.9
2003	19	1,168	11.6
2004	41	3,242	28.5
2005	34	2,874	28.1
2006	41	3,250	26.5
2007	23	2,024	18.8
2008	37	2,770	30.0
2009	24	1,799	17.4
2010	30	2,211	19.6
2011	37	2,539	25.1
2012	73	5,798	46.1
2013	80	6,549	50.8
2014	84	6,155	49.2
2015	128	7,881	63.0
2016	95	5,232	43.8
2017	166	8,444	67.2
2018	178	13,959	98.0
2019	176	13,114	98.4
2020	106	6,043	48.8
2021	125	5,585	43.2
2022	112	8,333	57.1
Total	1,623	109,880	879.9
Average	71	4,777	38.3

Figure 2 displays the number of bins collected in Massachusetts since the initiation of the collection program, as well as the total number of bins collected in the U.S. over the same period. The number of bins collected in Massachusetts has generally increased from 2000 to 2018. In 2022, bin returns decreased to 112 bins.



The 57.1 lbs. of mercury collected in Massachusetts in 2022 reflected a 32% increase when compared to the 43.2 lbs. collected in 2021. Figure 3 displays the quantity of mercury collected in Massachusetts over time as well as the annual percent change in Massachusetts and nationally.

Figure 3 - Quantity (Lb) of Mercury Collected in Program and Annual Changes to Massachusetts and Nationally

Year	Mercury (Lb)	% Change Massachusetts	% Change Nationally
2001	2.7	30%	89%
2002	3.9	42%	14%
2003	11.6	199%	11%
2004	28.5	146%	17%
2005	28.1	-1%	11%
2006	26.5	-6%	32%
2007	18.8	-29%	2%
2008	30.0	60%	16%
2009	17.4	-42%	16%
2010	19.6	13%	26%
2011	25.1	28%	4%
2012	46.1	83%	-5%
2013	50.8	10%	-5%
2014	49.2	-3%	13%
2015	63.0	28%	-1%
2016	43.8	-30%	-15%
2017	67.2	53%	-7%
2018	98.0	46%	-42%
2019	98.4	0%	5%
2020	48.8	-50%	-35%
2021	43.2	-11%	5%
2022	57.1	32%	-28%
Average	38.3		

Massachusetts collected 8,333 thermostats in 2022. This was a 49% increase over the number of thermostats collected in 2021. Figure 4 displays the total number of thermostats collected in Massachusetts and nationally, and Figure 5 shares the underlying data as well as the calculated annual percent change.

Figure 4 - Number of Whole Thermostats Collected Over Time in Massachusetts and Nationally

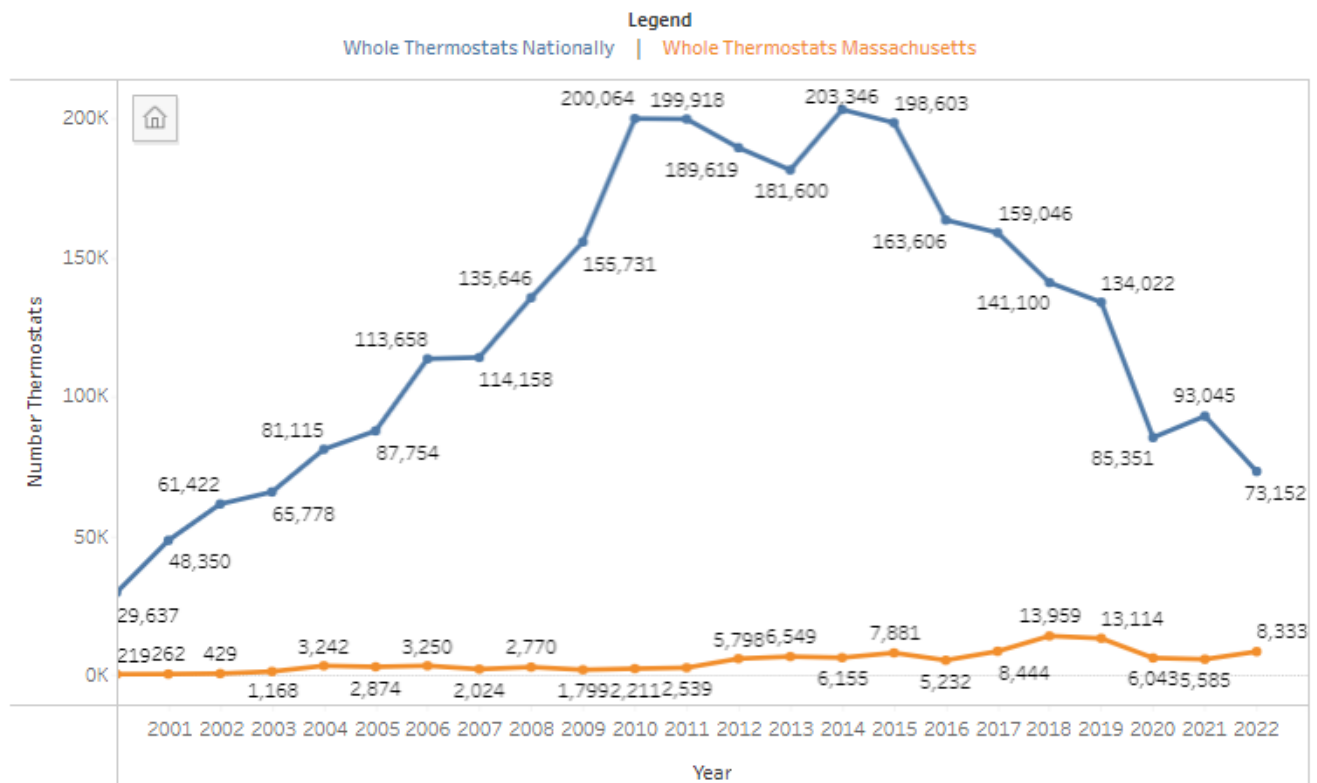


Figure 5 - Whole Thermostats Collected in Massachusetts and Nationally Over Time and Annual Percent Change

Year	Number Thermostats	% Change Massachusetts	% Change Nationally
2001	262	20%	
2002	429	64%	27%
2003	1,168	172%	7%
2004	3,242	178%	23%
2005	2,874	-11%	8%
2006	3,250	13%	30%
2007	2,024	-38%	0%
2008	2,770	37%	19%
2009	1,799	-35%	15%
2010	2,211	23%	28%
2011	2,539	15%	0%
2012	5,798	128%	-5%
2013	6,549	13%	-4%
2014	6,155	-6%	12%
2015	7,881	28%	-2%
2016	5,232	-34%	-18%
2017	8,444	61%	-3%
2018	13,959	65%	-11%
2019	13,114	-6%	-5%
2020	6,043	-54%	-36%
2021	5,585	-8%	9%
2022	8,333	49%	-21%
Average	4,777		

Figure 6 displays the monthly distribution of bins and thermostats collected in Massachusetts in 2022.

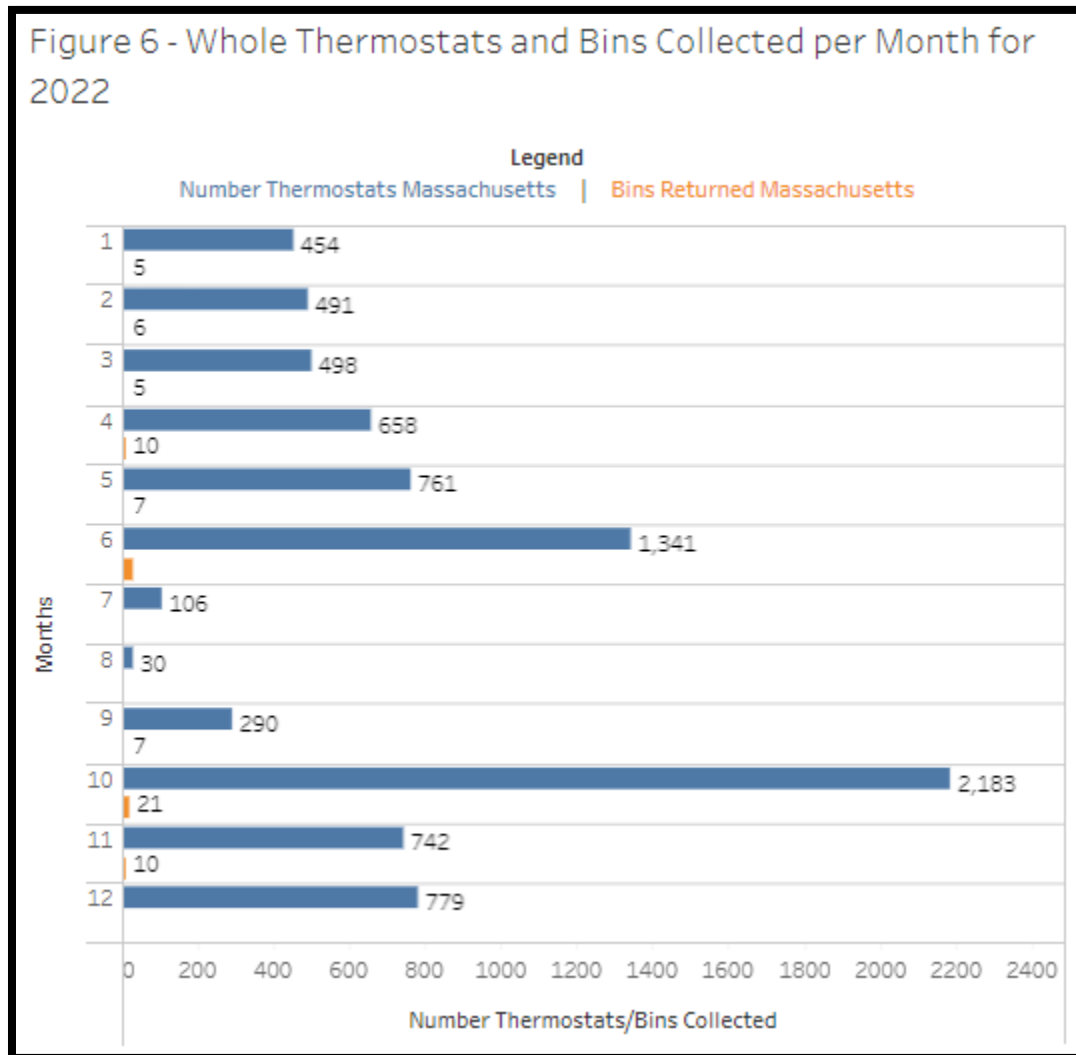


Figure 7 shows the average number of thermostats per bin returned per month for the year.

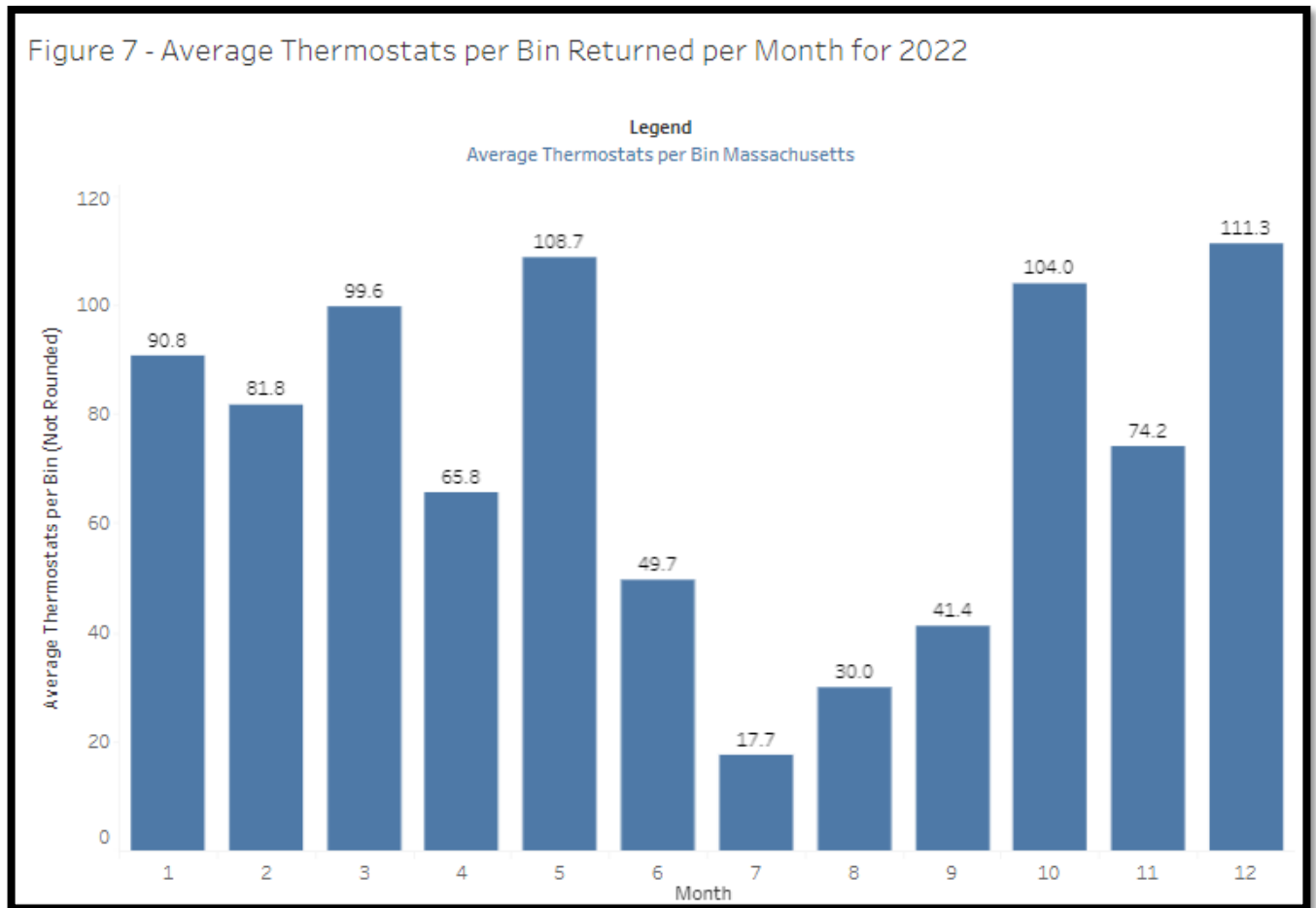


Figure 8 displays the average number of thermostats returned per bin in Massachusetts and in the U.S. since the beginning of the Massachusetts program. Nationally, the number of thermostats per bin has been decreasing annually since 2000. In Massachusetts a different pattern is observed, with the average fluctuating throughout the years. The number of thermostats per bin in 2022 (74 thermostats per bin avg.) increased from 2021 (45 thermostats per bin avg.).

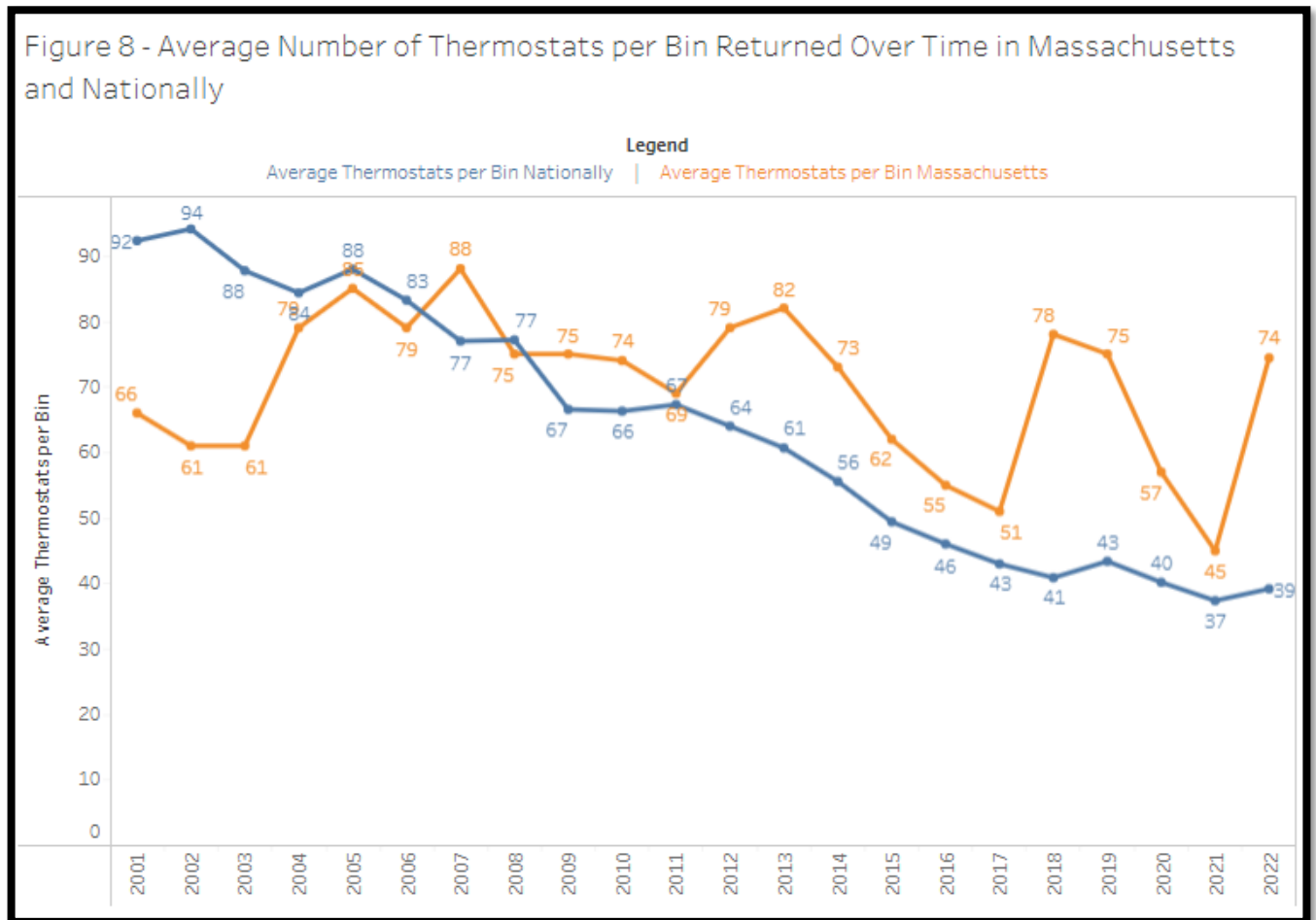
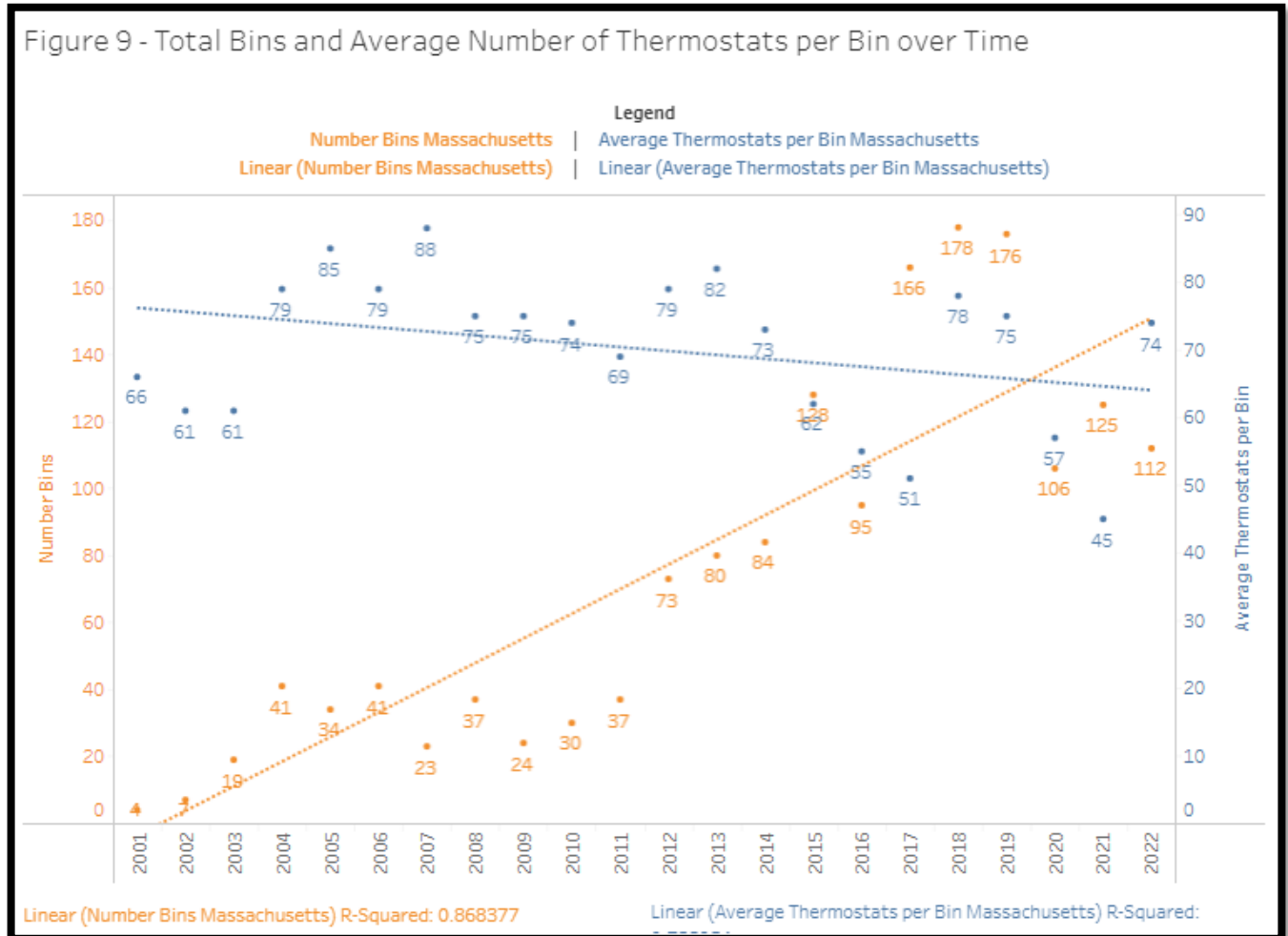


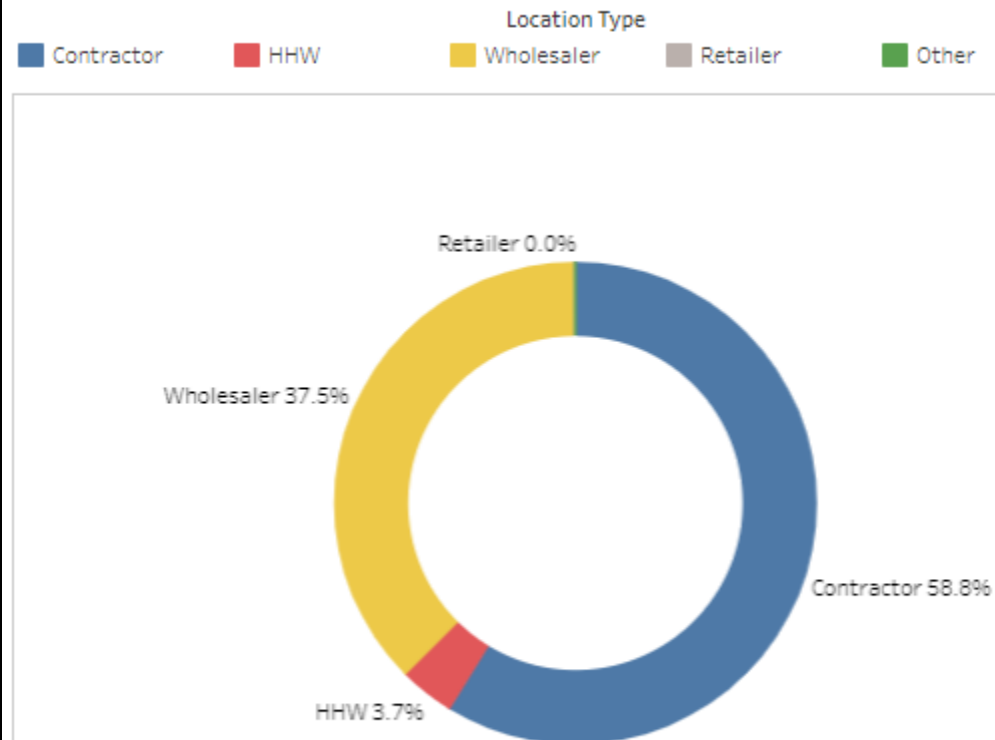
Figure 9 plots the total bins returned over time along with the average number of thermostats per bin over the same period. In general, the number of bins returned in Massachusetts increased from 2000 to 2018, and the average number of thermostats per bin has remained fairly steady.



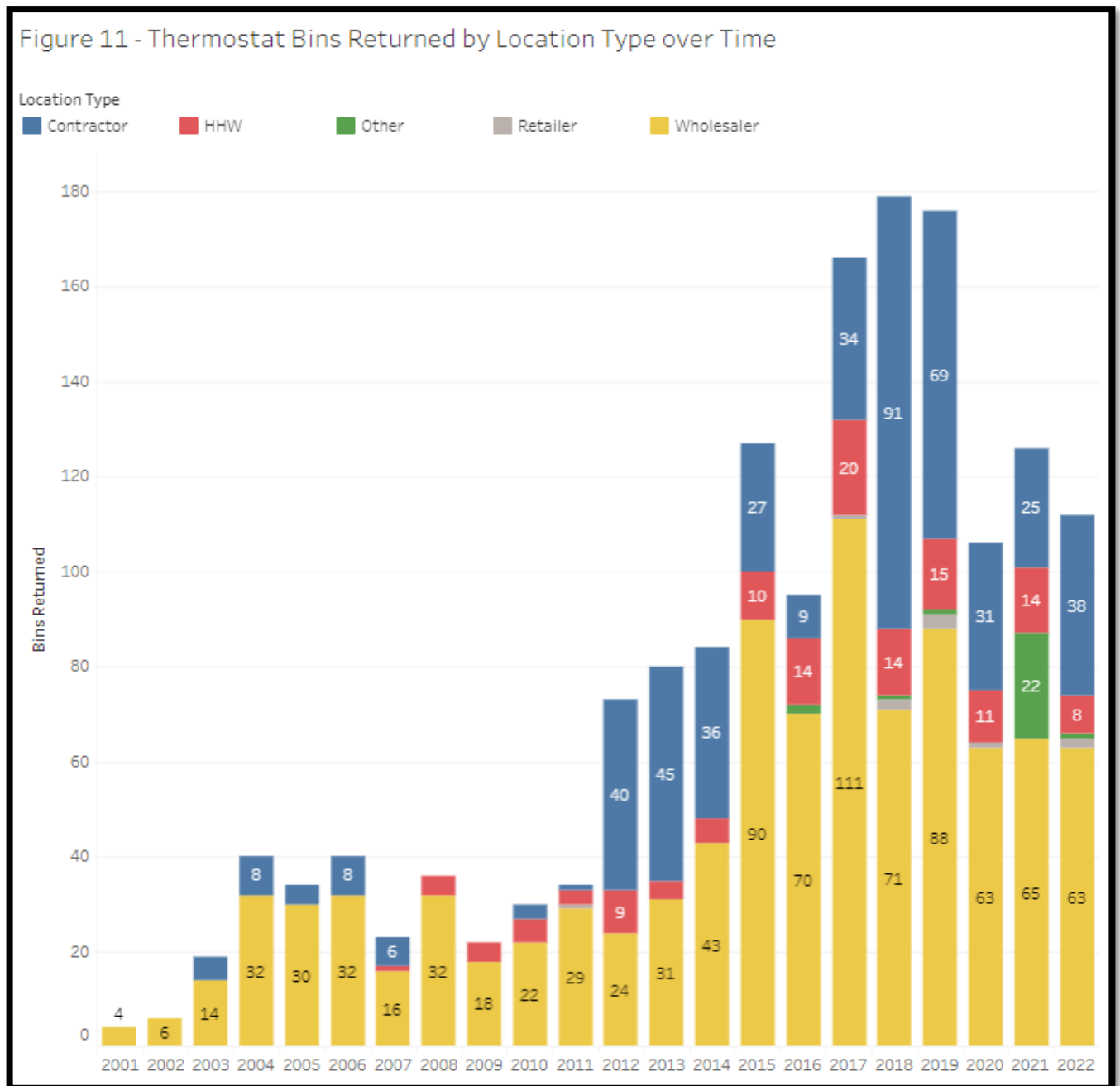
SECTION 2: Channel Partner Analysis

Section 2 of the report examines the partner locations in more detail. Most thermostats collected in Massachusetts were through contractors (58.8%) with the majority of the remaining thermostats collected by wholesalers (37.5%). Figure 10 shows the distribution of thermostats collected by location type in 2022.

Figure 10 - Thermostats Collected by Location Type in 2022



The number of bins returned in 2022 decreased from 2021 levels across all location types, except contractors. Figure 11 displays the change in the number of bins returned by thermostat collection type over time in Massachusetts.



In 2022, 23% of Massachusetts locations possessing a collection bin sent back at least one bin for recycling. The distribution is displayed in Figure 12.

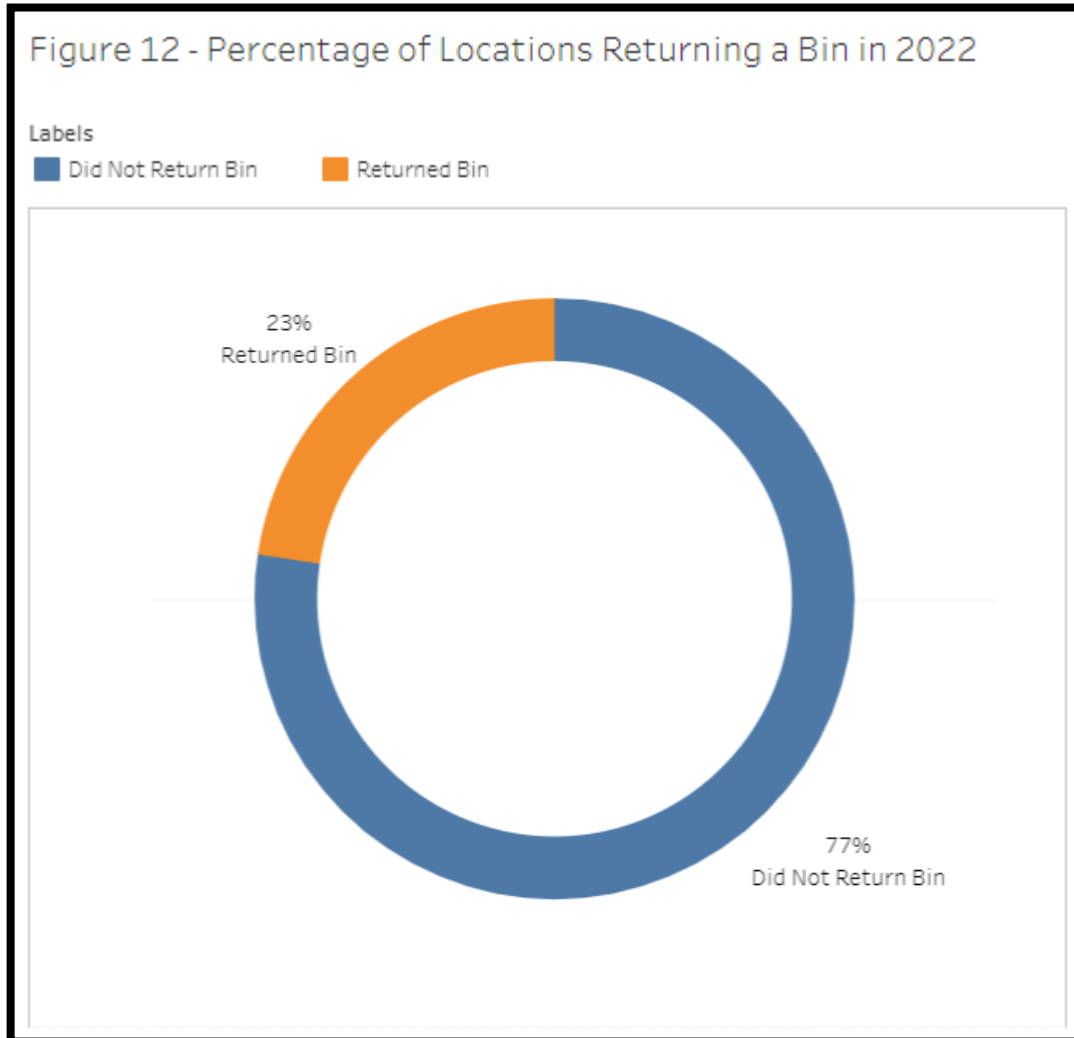


Figure 13 displays the total bins and thermostats returned by county in 2022. An analysis of the top performing counties revealed that Middlesex County (25 bins, 2,493 thermostats), Norfolk County (28 bins, 2,001 thermostats), and Hampden County (15 bins, 1,473 thermostats) returned the greatest number of bins and thermostats in 2022.

Figure 13 - Bins Returned and Total Thermostats Returned 2022 by County

	Number Thermostats	Number Bins
Middlesex	2,493	25
Norfolk	2,001	28
Hampden	1,473	15
Plymouth	772	10
Barnstable	619	11
Hampshire	347	5
Bristol	242	6
Worcester	219	6
Essex	75	3
Franklin	60	2
Providence	32	1

TRC partner Home Works Energy Inc. (3,388 thermostats) returned the highest number of thermostats in Massachusetts in 2022. They are followed by Covanta- SEMASS (753 thermostats) and Bell Simons (701 thermostats). It is important to note that Scanlon Associates is an account that encompasses many local contractors directly participating in TRC's program, specifics are available in the appendix – 2022 Collection Location Bin Receipts. Apart from these locations, 5 program partners returned more than 200 thermostats each. Figure 14 displays the top performers in terms of total thermostats returned in 2022.

Figure 14 - Top 10 Performing TRC Partners in Massachusetts

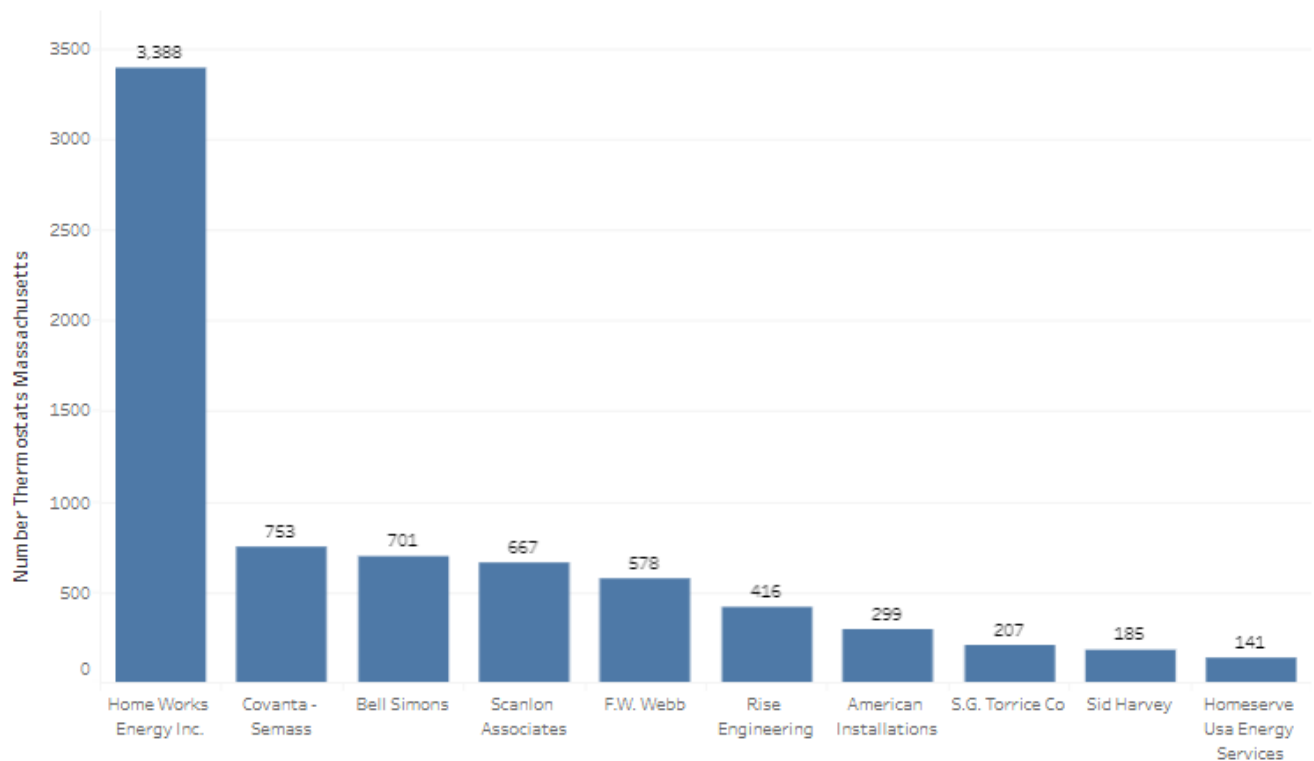


Figure 15 includes the top performers for 2022 by each of the following categories: total bins returned, total thermostats returned, and average number of thermostats per bin.

Figure 15 - Top 10 Performing Partners by Total Bins, Total Thermostats, and Average Thermostats per Bin

	Number Thermostats	Number Bins	Average Thermostats per Bin
Home Works Energy Inc.	3,388	26	130
Covanta - Semass	753	18	42
Bell Simons	701	10	70
Scanlon Associates	667	4	167
F.W. Webb	578	10	58
Rise Engineering	416	4	104
American Installations	299	2	150
S.G. Torrice Co	207	3	69
Sid Harvey	185	2	93
Homeserve Usa Energy Services	141	1	141

TRC conducted several activities in 2022 to increase the number of bins and thermostats returned in Massachusetts. These activities included site visits and 'miss you' calls to collection locations that may not have returned a bin recently. In 2022, 40 site visits were conducted in Massachusetts, and a total of 111 'miss you' calls were placed. Figure 16 displays the relationship between the number of site visits per month, the bins returned per month, and the number of thermostats (in 100's) returned per month. In 2022, there was a positive correlation between activities performed and the number of thermostats returned.

Figure 16 - Relationship Between Site Visits and Bins and Thermostats Returned Per Month in 2021

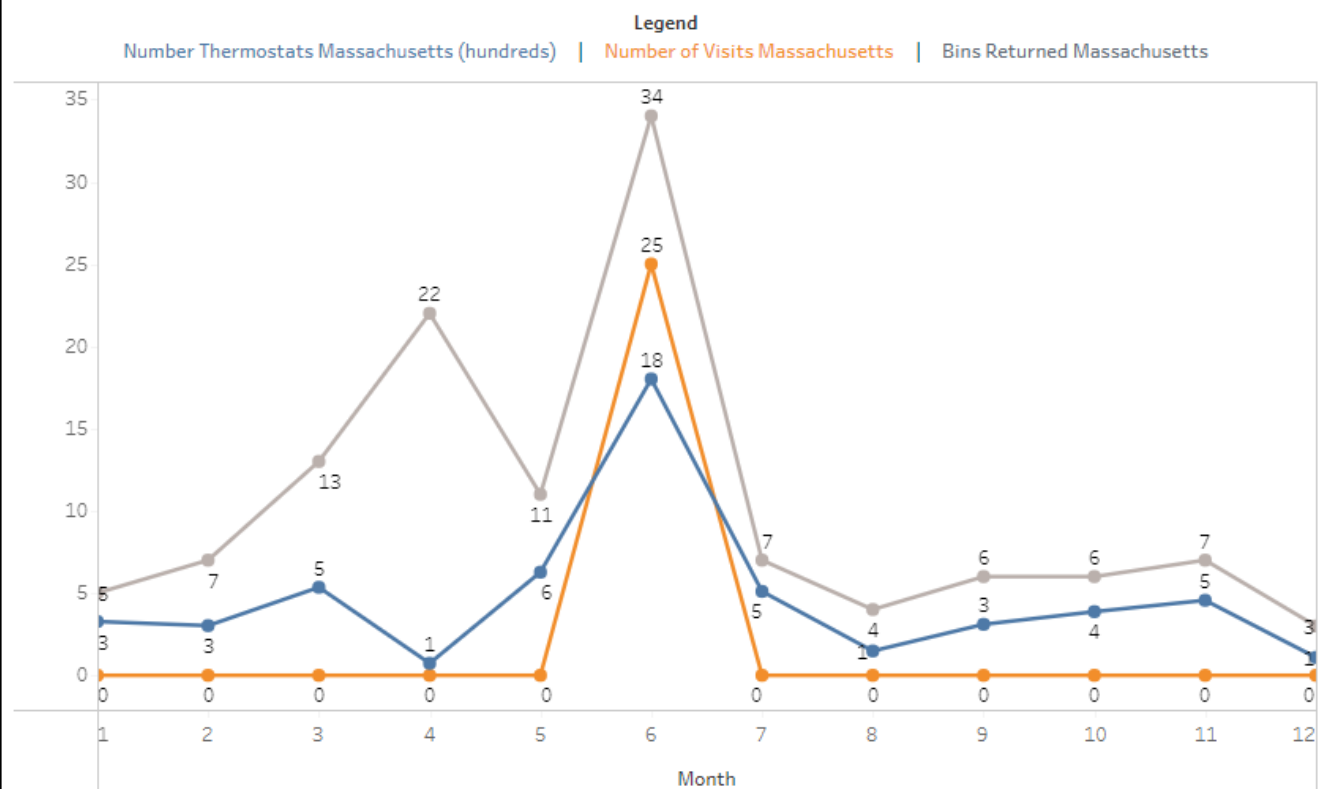
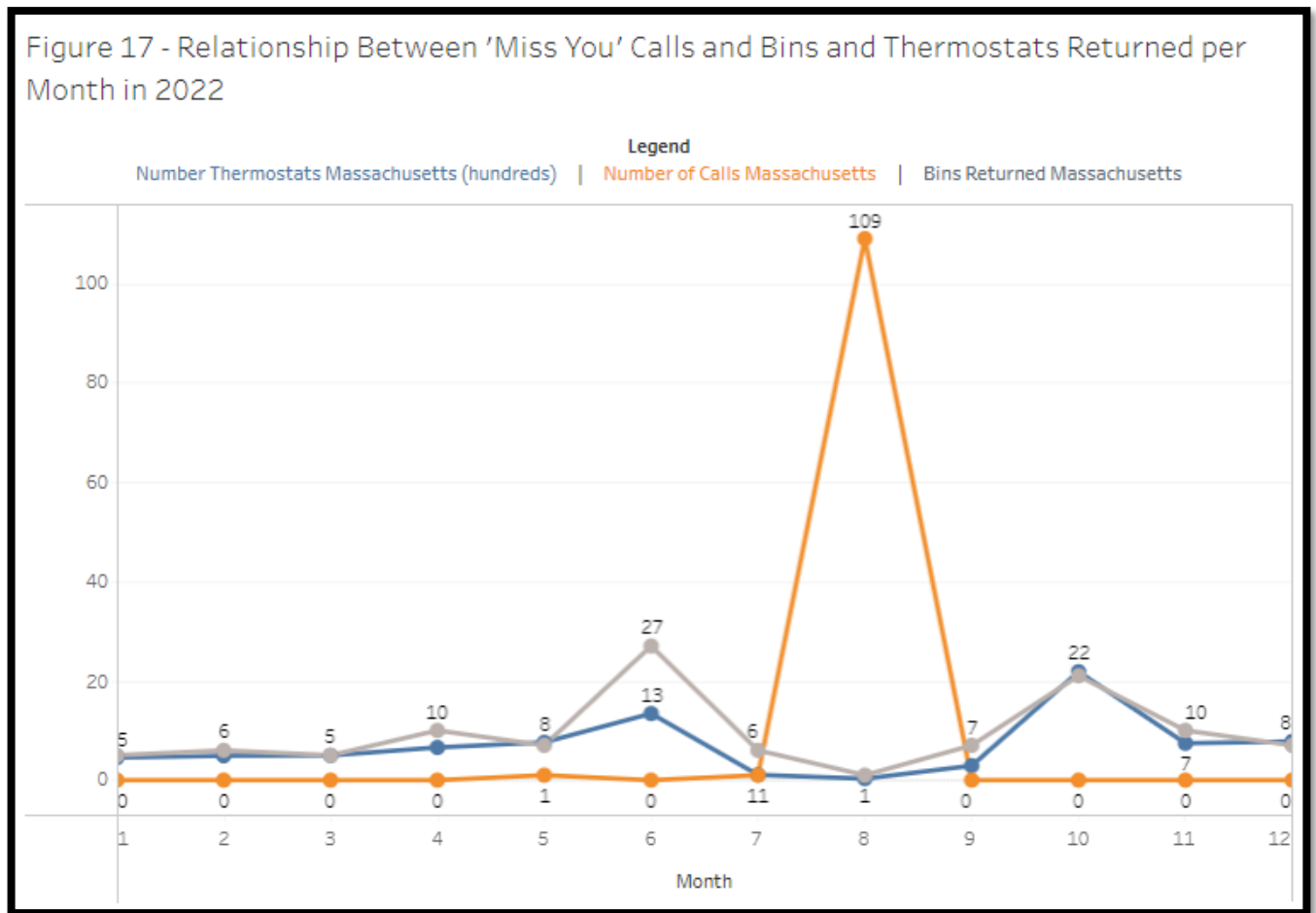


Figure 17 displays the relationship between the number of calls per month, the bins returned per month and the number of thermostats (by 100's) returned per month.



SECTION 3: Comparisons to National and Other States' Data

To compare how the Massachusetts collection partners performed in 2022, the national average for the number of bins returned per location that returned at least one bin was calculated and compared to the Massachusetts average since 2012. The average number of bins does not include locations that did not return any bins in that year. It should be noted that when making comparisons each state has different regulations, a different mix of housing types, local policies, and incentives that may have a unique impact on returns. Recently, the average number of bins returned per location per year was higher in Massachusetts than the U.S. average, as shown in Figure 18.

Figure 18 - Average Number of Bins Returned Per Location Per Year

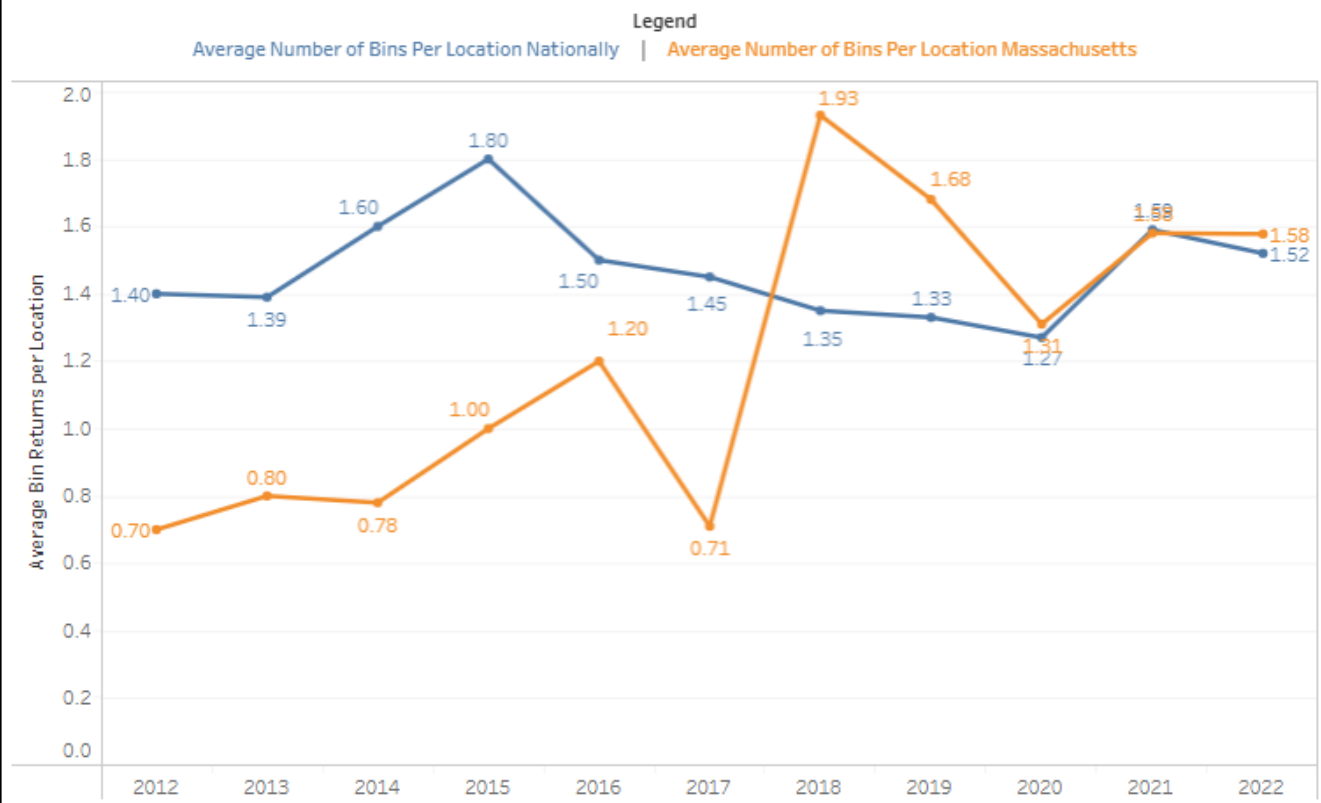


Figure 19 displays the locations in Massachusetts that returned more than one bin in any given year since 2019, and Figure 20 displays the top 10 partners in the U.S. over the same period in terms of the number of bins returned.

Figure 19 - Partner Locations in Massachusetts Returning More than 1 Bin per Last 4 Years

2019		2021	
Wheelabrator	62	Clean Harbors	22
Covanta - Semass	16	Wheelabrator	13
F.W. Webb	10	Covanta - Semass	12
Bell Simons	9	Scanlon Associates	8
Johnstone Supply	8	Bell Simons	6
Ferguson	4	F.W. Webb	6
Plumbers' Supply Company	4	Johnstone Supply	5
The Portland Group	4	United Refrigeration	4
Robinson Supply Company	3	Lennox	3
United Refrigeration	3	Plumbers' Supply Company	3
Watsco	3	The Portland Group	3
American Installations	2	Dept Of Public Works	2
Amherst Transfer Station	2	Distributor Corporation Of New England	2
Delta T Distributors	2	Dugan Supply Company	2
Distributor Corporation Of New England	2	Premier Supply Group	2
The Granite Group	2	South Shore Oil Heat Supply	2
		Supply New England	2
		The Granite Group	2
		Watsco	2
2020		2022	
Wheelabrator	22	Home Works Energy Inc.	26
Covanta - Semass	12	Covanta - Semass	18
F.W. Webb	12	Bell Simons	10
Bell Simons	6	F.W. Webb	10
Sid Harvey	6	Rise Engineering	4
United Refrigeration	4	Scanlon Associates	4
Johnstone Supply	3	Plumbers' Supply Company	3
Air Purchases Inc	2	S.G. Torrice Co	3
American Installations	2	The Portland Group	3
Avon Supply	2	American Installations	2
North Shore Heating	2	Control Consultants	2
Robinson Supply Company	2	Johnstone Supply	2
Supply New England	2	Plumber's Supply	2
The Portland Group	2	Sid Harvey	2
Town Of Otis Transfer Station	2	South Shore Oil Heat Supply	2
Watsco	2		

Figure 20 - Top 10 Performing Partner Locations Nationwide in Bins Returned Last 4 Years

2019		2021	
Johnstone Supply	374	Johnstone Supply	303
R. E. Michel Co.	229	R. E. Michel Co.	190
United Refrigeration	155	United Refrigeration	123
Ferguson	106	Ferguson	69
Lennox	89	Lennox	60
Us Air Conditioning Distri..	68	Goodman Distribution	46
Goodman Distribution	64	Refrigeration Supplies Di..	39
Wheelabrator	62	Watsco	38
Refrigeration Supplies Di..	53	F.W. Webb	37
Watsco	51	Us Air Conditioning Distri..	37
2020		2022	
Johnstone Supply	247	Johnstone Supply	246
R. E. Michel Co.	158	R. E. Michel Co.	157
United Refrigeration	87	United Refrigeration	80
Ferguson	72	Ferguson	46
Us Air Conditioning Distri..	56	Us Air Conditioning Distributors (USACD)	43
Lennox	47	Lennox	42
Sid Harvey	36	Refrigeration Supplies Distributor (RSD)	42
F.W. Webb	30	Watsco	35
Wheelabrator	22	Sid Harvey	32
Rise Engineering	13	F.W. Webb	31

Figure 21 displays total percentage of locations that actively participated in the program (active participation defined as sending back at least one bin) in 2022, for all the states that mandate thermostat returns reporting as well as the U.S. national average for all states (reporting and non-reporting). In 2022, 23% of the locations in Massachusetts returned at least one bin compared to a national average of 34%. The highest percentage of locations returning a bin in 2022 among states that mandate thermostat returns reporting was Minnesota (45%).

Figure 21 - Percent of Locations Returning a Bin in 2022

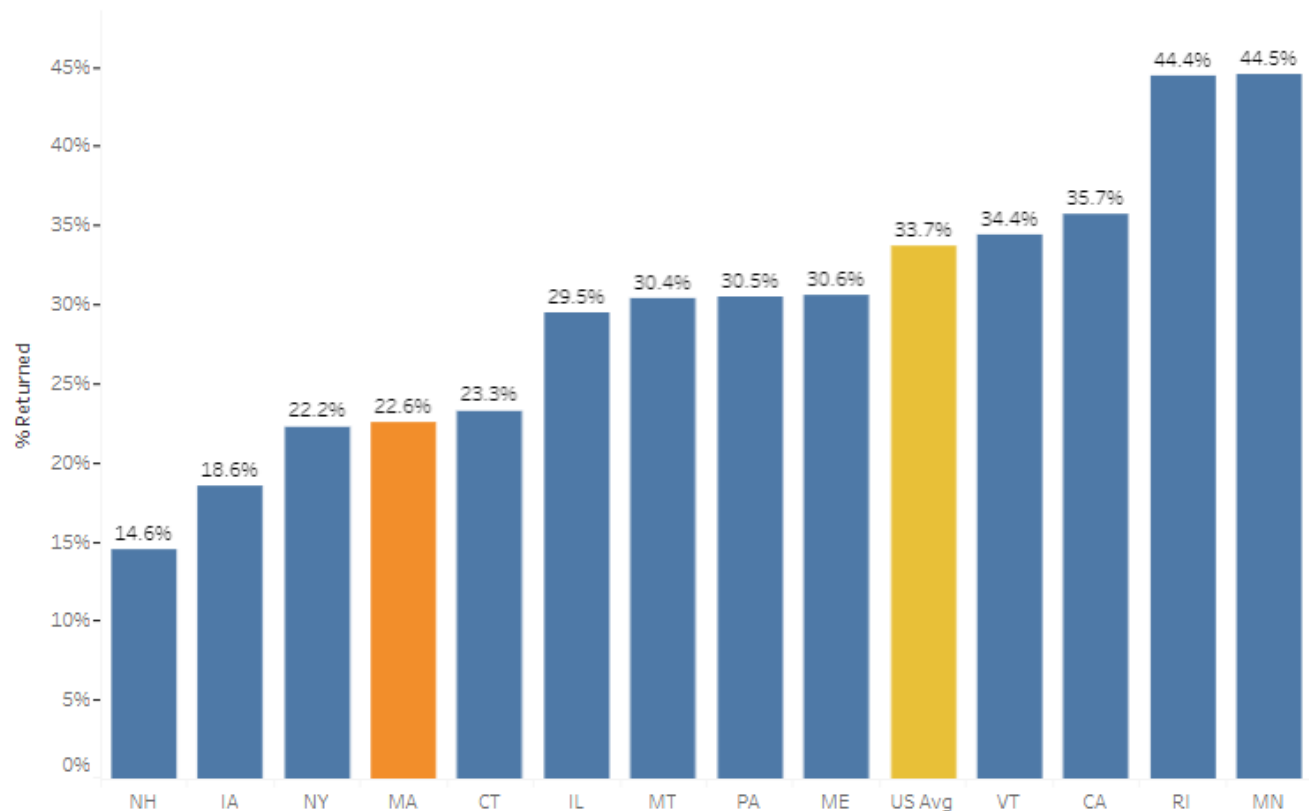


Figure 22 compares the Massachusetts and national rates for several analytics. These include total whole thermostats, bins, and loose switches collected, number of thermostats collected by total locations and per actively participating locations, number of thermostats per bin returned on average, equivalent average, and number of mercury thermostat equivalents returned in 2022. The equivalent average is an average of the number of switches in whole thermostats collected in Massachusetts, and it is used to represent an equivalent number of thermostats from returned loose switches. The thermostat equivalent number includes the total of whole thermostats returned plus the number of thermostats estimated from loose switches.

Massachusetts is one of the few states that increased collections in 2022 and ranks in the top half of mandated states across a majority of the data points.

Figure 22 - Comparison of States and US Average Among Several Categories

State	Whole Thermosta	Bins	Loose Switches	Thermosta returned per total # of locations with bins	Average Thermosta per bin	Average Thermosta collected per location that returned	Equivalent Average	Thermosta Equivalent in 2022	% Change over previous year
CA	6,473	356	781	8	18	16	1.6300	6,952	-29%
CT	2,216	55	165	11	40	29	1.1489	2,360	-38%
IA	1,505	30	391	13	50	33	1.3030	1,805	31%
IL	2,508	114	39	7	22	12	1.1248	2,543	-69%
MA	8,333	112	11	26	74	90	1.1048	8,343	22%
ME	2,282	68	10	12	34	27	1.0960	2,291	-22%
MN	4,571	74	4,362	35	62	59	1.1665	8,310	50%
MT	352	8	0	15	44	70	1.1733	352	10%
NH	812	28	7	4	29	20	1.1281	818	-47%
NY	3,327	121	1,337	7	27	19	1.2834	4,369	7%
PA	5,001	121	372	15	41	32	1.3551	5,276	-11%
RI	1,425	28	132	32	51	42	1.0681	1,549	-37%
VT	1,396	68	0	9	21	18	1.0946	1,396	-29%
US Avg	1,524	39	242	18	39	21	1.3270	1,706	-1%

Figure 23 ranks the states for each category. The states displayed are those that mandate thermostat returns reporting.

Figure 23 - Comparison of States and US Average Among Several Categories, Rankings

	Whole Thermostats	Bins	Loose Switches	Thermostats returned per total # of locations with bins	Average Thermostats per bin	Average Thermostats collected per location that returned at least one bin in 2022	Equivalent Average	Thermostat Equivalents in 2022	% Change over previous year
1	MA	CA	MN	MN	MA	MA	CA	MA	MN
2	CA	NY	NY	RI	MN	MT	PA	MN	IA
3	PA	PA	CA	MA	IA	MN	US Avg	CA	MA
4	MN	IL	IA	US Avg	RI	RI	IA	PA	MT
5	NY	MA	PA	MT	MT	IA	NY	NY	NY
6	IL	MN	US Avg	PA	PA	PA	MT	IL	US Avg
7	ME	ME	CT	IA	CT	CT	MN	CT	PA
8	CT	VT	RI	ME	US Avg	ME	CT	ME	ME
9	US Avg	CT	IL	CT	ME	NH	NH	IA	CA
10	IA	US Avg	MA	VT	NH	US Avg	IL	US Avg	VT
11	RI	IA	ME	CA	NY	NY	MA	RI	RI
12	VT	NH	NH	IL	IL	VT	ME	VT	CT
13	NH	RI	VT	NY	VT	CA	VT	NH	NH
14	MT	MT	NH	NH	CA	IL	RI	MT	IL

Estimate of Mercury Thermostats Remaining to be Collected

Pursuant to regulations promulgated by the Department of Environmental Protection (DEP) in April 2019, TRC is required to provide “*an estimate of how many out-of-service mercury-added thermometers (sic) have yet to be collected (in Massachusetts).*”¹

TRC contends – and has stated in many forums – that no demonstrated, empirically sound method exists for estimating the number of mercury thermostats that remain in service and enter the waste stream annually to any reasonable degree of precision. The primary reason is that these products were sold over many decades by numerous manufacturers and secondary sellers and there is no comprehensive sales data available to use as a basis for tracing their installation over time in a given state or region.

Some observers have claimed that population size can serve as a predictive factor in making such estimates, but without credible sales data there is no way to build a historical correlation between the two variables. Moreover, TRC maintains that population alone tracks poorly with the number of mercury thermostats in service. There are a host of other factors that influence the prevalence of mercury thermostats in any particular region including, but not limited to, weather patterns, socio-economic conditions, building stock characteristics, state/local energy conservation policies, and so forth. Even if data on all possible predictive factors were available, the resulting estimates still would be subject to uncertainty and could not be considered determinative.

TRC’s collections in Massachusetts have mostly maintained a steady, upward trend since they first began in 2000, whereas national collections seemingly peaked in 2014 and continue to decline. There have been several ‘threshold’ years in MA wherein collections jumped to a level well above the average of the previous few years – *e.g.*, 2003, 2012, 2018, and 2022. The results no doubt reflect the full impact of legislative action a few years earlier that established mandatory mercury thermostat recycling across the Commonwealth, replacing the previous voluntary program. This greatly increased the number of collection bins in operation, which nearly doubled from 2016 to 2018.

¹ 310 CMR 77.04; see <https://www.mass.gov/doc/310-cmr-77-collection-and-recycling-of-mercury-added-thermostats/download>.

In addition, the last several years also saw a rise in the number of thermostats received per bin in Massachusetts, again contrasting with national figures that reveal a 50% drop in this number from 2013-2018 (See Fig 8).

Mercury thermostat sales and installation, however, have been prohibited in the Commonwealth since passage of the Mercury Management Act of 2006. In the ensuing decade and a half, federal, state, and local energy conservation initiatives have led to widespread transition to more energy efficient HVAC systems in residential sectors throughout the US, both for new construction as well as through retrofits and upgrades. Together these factors ensure that the number of mercury thermostats still in service in Massachusetts has fallen dramatically over that period.

It is therefore likely that TRC's recent, inordinately high collection totals in Massachusetts reflect greater accessibility to the program generated by the 2014 statutory requirements. Another proponent of the enhanced collections is the Mass Save program, which greatly helps expedite the switch out of mercury thermostats. This factor may help sustain collection totals for a short period, but inevitably the numbers will fall as the remaining stock is depleted. TRC projects that annual collections will soon 'regress to the mean' in Massachusetts and fall back to their previous range, then will decline further.²

In summary, it is not possible to estimate the number of "*out-of-service mercury-added thermometers (sic) yet to be collected*" in Massachusetts. Any such figure would be no more than a guesstimate with an unknown margin of error. TRC believes its program in the Commonwealth is operating effectively and will continue as such so long as its supply chain partners remain avid participants and the DEP provides enforcement support, if needed.

² The yearly average over the life of the program is slightly less than 5000 units, while the average in the years since the passage of the 2014 statutory amendments has been approximately 9700.

2022 Collections by Brand

In Massachusetts, Thermostat Recycling Corporation (TRC) recovered the equivalent of 8,343 mercury thermostats from 8,333 whole mercury thermostats plus 11 mercury switches removed from thermostats. A total of 57.1 pounds of mercury was diverted from solid waste. *Please note the explanation of the converted thermostats or thermostat equivalents below.³ An example of the mercury ampoule is shown below.



As required by the state statute, a table of thermostat brand holders with their corresponding thermostats, the number of switches and the pounds of mercury recycled is below. It is important to note that there remain non-members whose thermostats the TRC collection program recycles. They are listed in the table as “Non-Member Brands”.

³ A mercury thermostat contains a variable amount of mercury ampoules or “switches” attached to the subbase of the thermostat. These glass ampoules often are collected in the recycling container without the intact thermostat attached to them. TRC collects and counts these loose ampoules and recycles them. To derive the converted thermostat or thermostat equivalent, the program takes the following calculations to develop the converted thermostat or thermostat equivalent. First, TRC will count the total whole (intact) thermostats collected in the recycling bins. From these units, there is an intact ampoules count. TRC then takes the intact ampoules divided by the whole (intact) thermostats or otherwise known as the conversion ratio. After the conversion ratio is calculated, TRC will multiply the loose mercury switches by the conversion ratio. Lastly, we add this result to the whole (intact) thermostats to produce the converted thermostats or thermostat equivalents.

Brand Holder	Thermostats	Count Switches	Pounds of Mercury
Bard Manufacturing Corporation	0	0	0
Burnham Holdings, Inc	0	0	0
Carrier Corporation	5	10	0.062
Chromalox	0	0	0
Climate Master, Inc.	0	0	0
Crane Company	0	0	0
Daikin Applied	0	0	0
Dwyer Instruments	0	0	0
ecobee	0	0	0
Emerson Electric Corporation/White Rodgers	285	300	1.86
Empire Comfort Systems	0	0	0
General Electric Corporation	3	6	0.0372
Goodman Global	20	40	0.248
Honeywell Home	7966	8771	54.3802
Hunter Fan Company	0	0	0
ITT Corporation	1	1	0.0062
Lennox International Inc.	2	4	0.0248
Marley-Wylain Company	0	0	0
Nest	0	0	0
Nortek Global HVAC	0	0	0
Rheem Manufacturing Company	0	0	0
Schneider Electric (Invensys Controls)	23	23	0.1426
STLPC Corporation (f/k/a Lux Products Corporation)	3	3	0.0186
Taco Comfort Solutions	0	0	0
TPI Corporation	0	0	0
Trane Residential Systems	22	44	0.2728
Uponor, Inc.	0	0	0
Vaillant Corporation	0	0	0
W. W. Grainger	0	0	0
York/Johnson Controls	0	0	0
Non-Member Brands			
American Stabilis	1	1	0.0062
PSG Controls	2	3	0.0186
NOM (Manufacturer not identifiable)			
Loose Switches	0	11	0.0682
Total	8,333	9,217	57.1454

2022 Summary of the Program Expenses

Below is a summary of program expenses for the Massachusetts collection program in 2022. 2022 program expenses (reported in the annual report) are unaudited and are for management purposes only. Prior to submittal of this annual report, the expenses were reviewed by Kellen Company.

Program Component	2021	2022	Difference
Direct Expense for Marketing & Outreach	\$ 4,841.78	\$ 7,365.54	\$ 2,523.76
Incentive/Promotional Payments	\$ -		\$ -
Legal	\$ -		\$ -
New Collection Containers	\$ -		\$ -
Recycling Costs	\$ 23,620.52	\$ 27,984.22	\$ 4,363.70
Travel	\$ -		\$ -
TRC Staff & Administration	\$ 763.75	\$ 1,558.33	\$ 794.58
Total Expenses	\$ 29,226.05	\$ 36,908.09	\$ 7,682.04

2022 Education and Outreach

Direct Marketing (Email, Mail, Other Communications)

Current Collection Locations

Small Pails and Green Bins

In 2022, TRC shipped 76 small pails to collection points around the country. We also shipped 201 new green bins. In comparison, the program shipped 236 new green bins in 2021 and 47 small pails⁴. Collection locations either requested the new pail when they signed up to participate in the program or chose to switch out their bin with a pail due to decreased collections. The large green bins which have been the staple of the program continued to be replenished as they were returned for processing. Because the containers are reused and bar coded, we anticipate that the request for new containers will decrease as the program continues.

- Of the totals provided, TRC shipped one new small pail and 28 new large bins in the state.

Collection Location Outbound Phone Calls

Our outbound phone calls have been branded internally as the “Miss You Call” process. These calls promote collection container returns and serve as a reminder to locations that have not returned any thermostats. TRC allocates these “miss you calls” to collection sites that have not returned a container in over a year. These calls serve as a friendly customer service check to see if any of the program materials need to be replenished or if missing containers need to be replaced. In total, the program called 1,922 current collection locations in 2022, compared to 3,113 in 2021. The decline in the number of calls completed is a positive sign that more locations were returning a bin without being prompted in 2022, and therefore did not require a “Miss You Call”.

- Completed 111 calls to encourage shipping the recycling container compared to 142 a year prior. A copy of the locations called can be found in the Appendix.

⁴ New bin orders coincide with accounts that open new stores, move or lose their existing containers.

Collection Location Postcards

Postcards are sent to all locations that have not returned a container in the past year. These postcards serve as a reminder to locations and assist with updating addresses in the database. In 2022, TRC mailed 12,425 postcards.

- Mailed 437 reminder postcards compared to 902 a year prior.

Collection Location Emails

TRC emailed locations three weeks after receiving a postcard to encourage them to directly ship the recycling container. These emails contain step-by-step instructions for shipping and direct contact information for missing shipping labels or further questions. In 2022, TRC emailed 3,682 locations.

- Emailed 165 collection locations three weeks after receiving the reminder postcard to ship their container.

Collection Location Site Visits

Throughout the year, our team completed 1,042 site visits in numerous states. The purpose of site visits is to inform the location of the requirements of participation, what specifically the statute requires of them, assist with shipment of the recycling container, and to answer any questions they may have. We often gather valuable information during the site visit which is used to enhance TRC's outreach and update the database with current contact details.


- Visited 40 collection locations compared to 25 in 2021. A copy of the sites visited can be found in the Appendix.

HVAC Industry

The HVAC industry is our most productive and most engaged channel for recycling mercury containing thermostats. We consider this industry to be the manufacturers, wholesale distributors, and contractors which are intimately involved with the recovery of mercury thermostats. TRC took the following actions:






- ACHR News Podcast featured TRC on their podcast in February of 2022.

<https://www.achrnews.com/media/podcasts/2904-achr-news-podcast/play/488-thermostat-recycling>




Thermostat Recycling

▶ Play








Duration: 9:00
02-21-2022

Danielle Myers from the Thermostat Recycling Corporation (TRC) stops by the podcast to talk about the importance of properly disposing the old mercury thermostats.

 [Download](#)

- Continued the “Banish Mercury Off the Planet” (BMOP) Competition encouraging all HARDI wholesalers to compete through collections. Included direct marketing to over 17,000 individual HARDI members.
 - The annual competition recovered 211 pounds of mercury from 66 HVAC wholesalers. More than 530 branch locations returned collection bins during the contest period.



Property Management Industry

This year, TRC continued to partner with Progress Residential, one of the largest providers of single-family rental homes in the United States, with over 66,000 homes in 29 of the nation's fastest growing metro areas. The property management company is in the process of retrofitting hundreds of homes' thermostats, and we have provided free recycling containers for their use to recycle the mercury thermostats they are replacing.

Waste Related Sector and Household Hazardous Waste (HHW) Industry

The waste-related sector remains an important sector for TRC to target individuals and those residents performing DIY thermostat installations. These attempts were to gain new collection locations, form better relationships with the audience and raise overall awareness of the TRC program. As a result of these learnings, TRC took the following actions:


- Scoured google alerts for HHW events to target phone call or email outreach to encourage them to use the program. Sent 34 emails to facilities, offering a free container.

Advertising and Awareness


Website

TRC's redesigned website has now been active for a year. We experience better statistics around website traffic and visitors, which will be detailed below. To keep the website fresh, blogs and press releases are posted monthly and shared with our many stakeholders.


Latest News




Ten Bin Club Members January 2023
Posted February 15, 2023



Thermostat Recycling Corp.'s Collections Decrease as Fewer Mercury-Containing Thermostats Remain to be Collected
Posted February 10, 2023



A New Year's Resolution and Another State Sunset
Posted February 1, 2023



Ten Bin Club Members December 2022
Posted January 17, 2023

VIEW ALL NEWS

Earned Media

MONTH	MEDIUM	EARNED MEDIA
February	Podcast	ACHR News Podcast featured Thermostat Recycling with TRC

Press Releases

MONTH	RELEASE
January	Thermostat Recycling Corp.'s Mercury-Containing Thermostat Collection Up Nearly 5%
January	TRC's Mercury-Containing Thermostat Collection Up Nearly 5%
April	Thermostat Recycling Corp. Sponsors Banish Mercury Off the Planet Contest
May	Thermostat Recycling Contest Begins for 2022
August	Johnstone Supply Leads TRC's Banish Mercury Off the Planet Contest
October	Oct. 24 is Recycle Your Mercury Thermostat Day
December	Johnstone Supply, Progress Supply and Allied Refrigeration Earn Banish Mercury Off the Planet 2022 Awards

[Blogs](#)

MONTH	BLOG
January	It's New Year's Resolution Time And ...
February	Thermostat Questions You Always Had But Didn't Ask
April	Happy Earth Day
May	Recycling Trends: What to Expect
June	Check Out the View
August	Banishing Mercury Off the Planet?
August	Johnstone Supply Leads TRC's Banish Mercury Off the Planet Contest
September	The Ten Bin Club
October	Thermostat Recycling Corp. Is 24 on the 24th
December	TRC & Why The Media Matters
December	Why The HARDI Conference is Important

Print Advertising

ACHR News

Field Served: All branches of the air conditioning, heating and refrigeration industry (residential, commercial, and industrial) including contractors, dealers, distributors, wholesalers, manufacturers, consulting engineers and architects, public utilities, government agencies and associations, exporters and importers, industrial and commercial buyers and users, libraries, schools, students and others allied to the field.

- Advertisement Specs: Six 2/3 page, 4c
- Circulation: 25,720 (National)
 - California: 1,755
 - Connecticut: 316
 - Illinois: 1,138
 - Iowa: 270
 - Maine: 107
 - Massachusetts: 772
 - Minnesota: 605
 - New Hampshire: 159
 - New York: 1,268
 - Pennsylvania: 1,141
 - Vermont: 43
 - Rhode Island: 74
- Issues
 - January 2022
 - March 2022
 - May 2022
 - August 2022
 - November 2022

Buildings Magazine

Field Served: Building owners and facilities management professionals in business development and management firms, office, education, healthcare, retail, hospitality, and government. Professionals involved in the development, construction, modernization, and management of buildings.

- Advertisement Specs: Two full page; One full spread, 4c
- Circulation: 146,458 (National)
 - California: 14,991
 - Connecticut: 2,344
 - Illinois: 7,072
 - Iowa: 2,028
 - Maine: 725
 - Massachusetts: 4,371
 - Minnesota: 3,004
 - New Hampshire: 763
 - New York: 10,479
 - Pennsylvania: 7,027
 - Vermont: 367
 - Rhode Island: 516
- Issues
 - January/February 2022
 - March/April 2022
 - November/December 2022

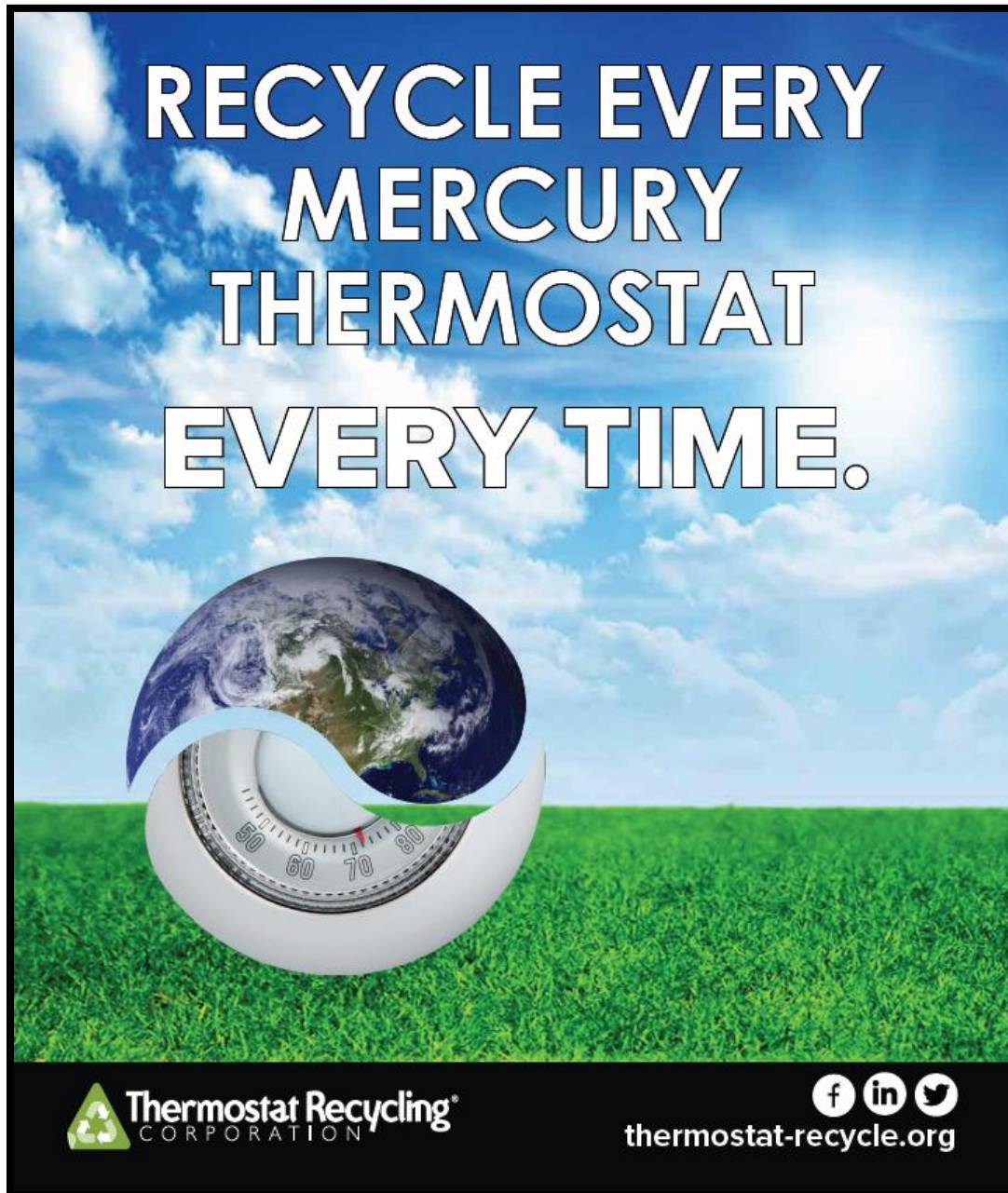
HVACR Business

Field served: commercial, residential and industrial contractors and distributors in the heating, cooling, ventilation and refrigeration industries.

- Advertisement Specs: Three 1/2 page, 4c
- Circulation: 31,500 (National)
 - New England: 1,565
 - Middle Atlantic: 4,017
 - East No. Central: 5,638
 - West No. Central: 2,959
 - South Atlantic: 6,712
 - East So. Central: 1,771
 - West So. Central: 3,475
 - Mountain: 1,895

- Pacific: 3,349
- Issues
 - January 2022
 - March 2022
 - August 2022

Advertisement Samples



2022 bmop

BANISH MERCURY OFF THE PLANET

Calling all TRC/HARDI Wholesale Members.
It's time for the annual BMOP competition!

Return your filled recycling containers from
May 1 - October 31 to compete.

Learn more at thermostat-recycle.org/bmop



Recycle
THIS.

**PROTECT
THE
PLANET.**

REMOVE, REPLACE AND RECYCLE
ALL MERCURY THERMOSTATS

THERMOSTAT-RECYCLE.ORG




Digital Summary

This report summarizes all digital efforts in spreading TRC’s message to audience members in 2022 – including search engine optimization (SEO) and digital advertising—including, search engine marketing (SEM) ads through Google Search; social media ads through Facebook and LinkedIn; and programmatic ads through StackAdapt.

Search Engine Marketing (SEM)

As part of search engine marketing (SEM), Google Ads is a digital advertising platform where advertisers can bid on search terms (or keywords) to have informational ads displayed, where ads appear alongside search results. This campaign targets people searching for relevant search key terms by driving traffic to various pages on the TRC website. TRC has developed a search campaign to align with terms searched by individuals related to thermostats, mercury, mercury recycling, thermostat replacement, etc.

A quantitative summary of the campaign’s delivery at a national level in 2022 is detailed below.

Metrics	2022
Impressions	13,863
Clicks	696
Clickthrough Rate (CTR)	4.07%
Cost per Click (CPC)	\$1.15
Conversions (Find a Location, Form Downloads)	40

A quantitative summary of the campaign's delivery for Massachusetts in 2022 is detailed below, with a comparison to 2021.

Metric	2022	2021
Impressions	4,169	614
Clicks	245	12
Clickthrough Rate (CTR)	8.16%	1.95%
Cost per Click (CPC)	\$2.97	\$1.51
Conversions (Find a Location, Form Downloads)	10	N/A

Notes

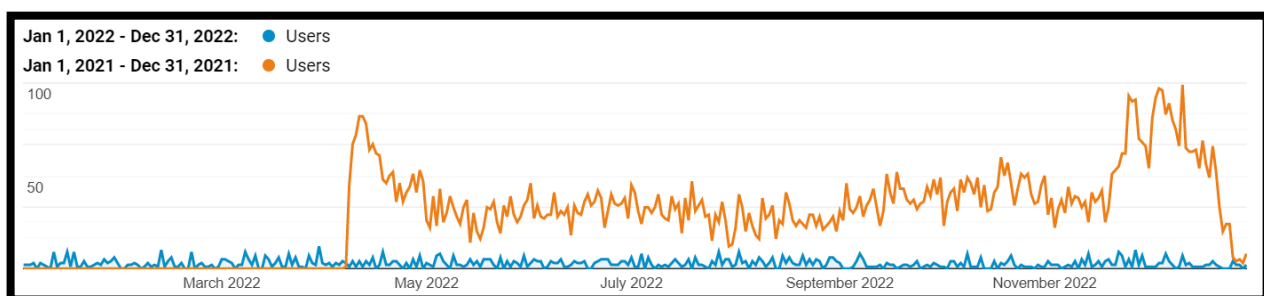
- Impressions: Number of times ads were served to viewers.
- Clicks: Number of viewers who clicked on ads
- CTR: Click-through-rate, calculated by the number of clicks divided by the number of impressions.
- CPC: Average amount paid for each click.

Search Engine Optimization (SEO)

Search Engine Optimization (SEO) is the process whereby a website is optimized through original content and on-site coding tactics to increase its chances of appearing near the top of “organic searches.” An organic search is one that appears “naturally” in a search engine like Google or Bing. In other words, an organic listing is not ranked through paid search.

Organic traffic to a website typically brings visitors who stay longer, and visit more pages, on average.

In 2022, organic search traffic for all states brought 806 users to the TRC website. By comparison, there were 9,746 clicks from organic search over the same time period in 2021.



This data was provided by *Google Analytics Reporting*.

Social Media and Programmatic Ads

Through social media and programmatic advertising, advertisers can attract large audiences on the platforms they use for social networking and website browsing. This campaign targets people with relevant interests and drives them to various pages on the TRC website. For these ads, audiences on the various platforms were subdivided into various categories, as shown in the quantitative results table below.

Below is the overall performance at a national level in 2022 for each target audience and platform.

Audience	Platform	Impressions	Clicks	CTR	Conversions (Find a Location)
Consumer	Facebook	1,121,814	4,538	0.40%	23
Consumer	StackAdapt	2,119	200	0.89%	5
Contractor	LinkedIn	22,475	150	0.67%	1
TOTAL:		1,146,408	4,888	0.43%	29

Below is the overall performance for Massachusetts in 2022 for each target audience and platform.

Audience	Platform	Impressions	Clicks	CTR	Conversions (Find a Location)
Consumer	Facebook	644,078	1,908	0.30%	9
Consumer	StackAdapt	730,082	2,272	0.31%	9
Contractor	LinkedIn	34,049	207	0.61%	3
TOTAL:		1,408,209	4,387	0.31%	21

Digital Qualitative Analysis

Through paid digital advertising, TRC's various messages at a national level were shown to audience members over 1.1 million times. Of those 1.1 million times, nearly 5,000 users were acquired to the website – where 69 conversions occurred. Audience members most likely to take an action from our

ads were consumers through Google Search ads. In terms of search engine optimization, there was a decline in organic website traffic from 2021 to 2022, which may be skewed due to the shift to the new website. Growing website traffic will be a priority in 2023.

Through paid digital advertising, TRC's various messages were shown nearly over 1.4 million times to audience members in Massachusetts. Of those 1.4 million times, around 4,000 users were acquired to the website – where 31 conversions occurred. Audience members most likely to take an action from our ads were consumers through Google Search ads. In terms of search engine optimization, there was a decline in organic website traffic from 2021 to 2022, which may be skewed due to the shift to the new website.

2022 Trade Shows, Conferences, and Presentations

Date	Show	Location
February		
1-2	AHR Expo	Las Vegas, NV
March		
21-23	HVAC Excellence	Las Vegas, NV
December		
3-7	HARDI Annual Conference	Houston, TX

2023 Program Modifications

Thermostat Recycling Corporation's 2023 Goals

TRC continues to set high-level annual goals for the organization. These goals assist in decision making and prioritization of activities. For the calendar year 2023, TRC plans to focus on:

- Continuing to fulfill state statutory requirements, agreements, and other arrangements for regulatory compliance.
- Focusing on education and awareness tactics geared toward homeowners and HVAC industry professionals.

Thermostat Recycling Corporation's Planned Tasks

In addition to the above goals, TRC set specific tasks on which we plan to focus. Completion of these tasks aid in the organization's overall goals.

- Roll-out public releases throughout the year.
- Grow website traffic through SEO.
- Continue the program's operational activities such as outbound phone calls, mailing reminder postcards, and visiting sites. Use collection data trends to target these initiatives.
- Attend trade shows and conferences when applicable. Look for speaking opportunities at attended events.



2022 MASSACHUSETTS ANNUAL REPORT

Thermostat Recycling Corporation Headquarters
355 Lexington Avenue – 15th Floor | New York, NY 10017
1-888-266-0550

www.thermostat-recycle.org

Questions about this annual report?

Contact:

Danielle Myers, Executive Director

(P) 212.297.2105

(E) danielle.myers@thermostat-recycle.org

All state specific annual reports are posted on our website at the following weblink:

<https://thermostat-recycle.org/program-info/state-reports/>

Recycle every mercury thermostat, every time.

APPENDICES

How Mercury Thermostat Waste is Handled

Tax Return 990

2022 Miss You Calls

2022 Site Visits

2022 New Containers Assigned

2022 Collection Location Summary Report

2022 Collection Location Bin Receipt

HOW MERCURY THERMOSTAT WASTE IS HANDLED

WASTE MERCURY-ADDED THERMOSTAT MANAGEMENT THROUGH VEOLIA ES TECHNICAL SOLUTIONS, LLC.

TRC containers with waste mercury-switch thermostats are received at a fulfillment/inventory center in Port Washington, Wisconsin (WIR000130591). The facility is owned and operated by Veolia ES Technical Solutions, L.L.C. (Veolia) under contract with TRC.

All recycling containers, including pails and bins are received at the loading dock and sent to the TRC inventory room. The container and plastic liner are opened and the contents are identified, sorted, and tallied. The following data is recorded for each bin returned and processed: bin number, business name (location name), city, state, zip code, date returned, number of thermostats and mercury switches by manufacturer and any non-conforming material.

The containers are returned to the location that sent it in with a new prepaid address label within 3 weeks of receipt. The thermostats are stored and staged in a plastic lined carton in a storage area for final processing. The containers are dated and processed in order received, first in-first out.

The thermostats and any loose bulbs collected from the containers are consolidated into a special 55-gallon drum which is labeled and dated according to regulations. The drum is sealed with a band and is only opened when contents are being added to it. Special negative pressure venting assures any fumes are captured and vented when the drum is opened.

The 55-gallon drum is then shipped to Veolia's mercury recovery facility (WID988566543) for final processing of the mercury ampules (switches). Veolia Environmental Services meets or exceeds all local, state, federal and EPA regulations for the management of the product.

The containers are returned from the storage area to the mercury recovery processing area to have the mercury bulbs removed from the plastic housing. Universal Waste Regulations require the recycling and disposal of waste within 12 months of acceptance at the processing facility.

Small quantities of thermostats are removed from the container, which is then closed again. The bulbs are removed from the thermostats and placed into processing vessel at the work station. Once the processing vessel is full, the vessel is loaded into the mercury recovery retort oven.

If a bulb breaks and the mercury spills, the work area is designed to contain the spillage and the operators are trained in the clean-up and disposal of mercury. The TRC inventory

and processing areas are equipped with special mercury vacuum cleaners and the work area is vacuumed at the end of the work day to ensure that any spillage is cleaned up and not left to evaporate.

Veolia meets or exceeds all local, state, federal and EPA regulations for the management of the product. The mercury recovery facility and process are permitted by the Wisconsin Department of Natural Resources. Veolia's approvals for mercury recovery/recycling include:

- EPA - identification WID988566543
- Hazardous Waste Storage License #6008
- Hazardous Waste Treatment License (Mercury Recovery Operations) #4585
- Air Operation Permit #246076050-S01
- Storm Water General Permit #WI-S067857-4

In addition to the regulatory permits, both Veolia Port Washington facilities have developed and maintain management systems in accordance with ISO 14001-2004, OHSAS 18001-2007, and Responsible Recycling (R2:2013) Practice. All persons who handle mercury thermostats as part of the TRC operation receive training in the handling of Hazardous Waste and Universal Waste.

The mercury containing ampules are retorted at Veolia's Port Washington Mineral Springs facility. The mercury is removed during the retort process. The post retort debris consists of broken glass ampules. The debris is tested for residual mercury to document the removal of the mercury to levels below the US EPA Land Disposal Restriction (LDR) levels. The debris is then disposal of as a non-hazardous solid waste at Advanced Disposal Glacier Ridge Landfill, LLC in Horicon, Wisconsin.

Form **990**Department of the Treasury
Internal Revenue Service**Return of Organization Exempt From Income Tax**

Under section 501(c), 527, or 4947(a)(1) of the Internal Revenue Code (except private foundations)

▶ Do not enter social security numbers on this form as it may be made public.

▶ Go to www.irs.gov/Form990 for instructions and the latest information.

OMB No. 1545-0047

2021Open to Public
Inspection**A For the 2021 calendar year, or tax year beginning and ending****B** Check if applicable:

- ☐ Address change
☐ Name change
☐ Initial return
☐ Final return/terminated
☐ Amended return
☐ Application pending

C Name of organization**THERMOSTAT RECYCLING CORPORATION**Doing business as **TRC**

Number and street (or P.O. box if mail is not delivered to street address)

355 LEXINGTON AVENUE, 15TH FLOOR

Room/suite

City or town, state or province, country, and ZIP or foreign postal code

NEW YORK, NY 10017**F** Name and address of principal officer: **DANIELLE MYERS****SAME AS C ABOVE****D** Employer identification number**54-1830284****E** Telephone number**212-297-2105****G** Gross receipts \$**2,889,740.****H(a)** Is this a group returnfor subordinates? ☐ Yes ☒ No**H(b)** Are all subordinates included? ☐ Yes ☐ No

If "No," attach a list. See instructions

H(c) Group exemption number ▶**I** Tax-exempt status: ☐ 501(c)(3) ☒ 501(c) (6) ◀ (insert no.) ☐ 4947(a)(1) or ☐ 527**J** Website: ▶ **WWW.THERMOSTAT-RECYCLE.ORG****K** Form of organization: ☒ Corporation ☐ Trust ☐ Association ☐ Other ▶**L** Year of formation: **1996****M** State of legal domicile: **DE****Part I Summary**

Activities & Governance	1	Briefly describe the organization's mission or most significant activities: TO PROMOTE THE SAFE COLLECTION AND PROPER DISPOSAL OF MERCURY-CONTAINING THERMOSTATS.
	2	Check this box <input type="checkbox"/> if the organization discontinued its operations or disposed of more than 25% of its net assets.
	3	Number of voting members of the governing body (Part VI, line 1a) 3
	4	Number of independent voting members of the governing body (Part VI, line 1b) 4
	5	Total number of individuals employed in calendar year 2021 (Part V, line 2a) 0
	6	Total number of volunteers (estimate if necessary) 0
	7a	Total unrelated business revenue from Part VIII, column (C), line 12 0.
7b	Net unrelated business taxable income from Form 990-T, Part I, line 11 0.	
Revenue	8	Contributions and grants (Part VIII, line 1h) 0.
	9	Program service revenue (Part VIII, line 2g) 2,994,730.
	10	Investment income (Part VIII, column (A), lines 3, 4, and 7d) 160.
	11	Other revenue (Part VIII, column (A), lines 5, 6d, 8c, 9c, 10c, and 11e) 0.
	12	Total revenue - add lines 8 through 11 (must equal Part VIII, column (A), line 12) 2,994,890.
	Expenses	13
14		Benefits paid to or for members (Part IX, column (A), line 4) 0.
15		Salaries, other compensation, employee benefits (Part IX, column (A), lines 5-10) 11.
16a		Professional fundraising fees (Part IX, column (A), line 11e) 0.
b		Total fundraising expenses (Part IX, column (D), line 25) ▶ 0.
17		Other expenses (Part IX, column (A), lines 11a-11d, 11f-24e) 2,437,817.
18		Total expenses. Add lines 13-17 (must equal Part IX, column (A), line 25) 2,437,828.
19	Revenue less expenses. Subtract line 18 from line 12 557,062.	
Net Assets or Fund Balances	20	Total assets (Part X, line 16) 1,859,558.
	21	Total liabilities (Part X, line 26) 234,399.
	22	Net assets or fund balances. Subtract line 21 from line 20 1,625,159.

Part II Signature Block

Under penalties of perjury, I declare that I have examined this return, including accompanying schedules and statements, and to the best of my knowledge and belief, it is true, correct, and complete. Declaration of preparer (other than officer) is based on all information of which preparer has any knowledge.

Sign Here	Signature of officer	Date			
	DANIELLE MYERS, OPERATIONS AND COMPLIANCE MANAGER Type or print name and title				
Paid Preparer Use Only	Print/Type preparer's name JEFFREY A. SMITH, CPA	Preparer's signature	Date	Check <input type="checkbox"/> if self-employed	PTIN P00139935
	Firm's name ▶ BURDETTE SMITH & BISH LLC	Firm's EIN ▶ 45-4037800	Phone no. 703-591-5200		
Firm's address ▶ 4114 LEGATO ROAD, 5TH FLOOR FAIRFAX, VA 22033					

May the IRS discuss this return with the preparer shown above? See instructions ☒ Yes ☐ No

Part III Statement of Program Service AccomplishmentsCheck if Schedule O contains a response or note to any line in this Part III ☐**1** Briefly describe the organization's mission:

THE THERMOSTAT RECYCLING CORPORATION (TRC) IS A NON-PROFIT ORGANIZATION THAT FACILITATES AND MANAGES THE COLLECTION AND PROPER DISPOSAL OF MERCURY-CONTAINING THERMOSTATS.

2 Did the organization undertake any significant program services during the year which were not listed on the prior Form 990 or 990-EZ? ☐ Yes ☒ No

If "Yes," describe these new services on Schedule O.

3 Did the organization cease conducting, or make significant changes in how it conducts, any program services? ☐ Yes ☒ No

If "Yes," describe these changes on Schedule O.

4 Describe the organization's program service accomplishments for each of its three largest program services, as measured by expenses.

Section 501(c)(3) and 501(c)(4) organizations are required to report the amount of grants and allocations to others, the total expenses, and revenue, if any, for each program service reported.

4a (Code:) (Expenses \$ 2,429,420. including grants of \$) (Revenue \$ 2,889,690.)

TRC FACILITATES THE PROPER MANAGEMENT OF WASTE MERCURY THERMOSTATS BY PROVIDING RECYCLING CONTAINERS FOR THE COLLECTION AND TRANSPORT OF WASTE MERCURY THERMOSTATS TO ELIGIBLE COLLECTION SITES IN ALL U.S. STATES EXCEPT ALASKA AND HAWAII. TRC ALSO CONDUCTS AN EDUCATIONAL CAMPAIGN PROMOTING THE PROPER MANAGEMENT OF WASTE MERCURY THERMOSTATS. SINCE TRC'S FOUNDING, TRC HAS COLLECTED OVER 2,500,000 MERCURY-CONTAINING THERMOSTATS WHICH HAS KEPT 12 TONS OF MERCURY OUT OF THE WASTE SYSTEM.

4b (Code:) (Expenses \$ including grants of \$) (Revenue \$)**4c** (Code:) (Expenses \$ including grants of \$) (Revenue \$)**4d** Other program services (Describe on Schedule O.)

(Expenses \$ including grants of \$) (Revenue \$)

4e Total program service expenses **2,429,420.**

Part IV Checklist of Required Schedules

	Yes	No
1 Is the organization described in section 501(c)(3) or 4947(a)(1) (other than a private foundation)? <i>If "Yes," complete Schedule A</i>		X
2 Is the organization required to complete <i>Schedule B, Schedule of Contributors</i> ? See instructions		X
3 Did the organization engage in direct or indirect political campaign activities on behalf of or in opposition to candidates for public office? <i>If "Yes," complete Schedule C, Part I</i>		X
4 Section 501(c)(3) organizations. Did the organization engage in lobbying activities, or have a section 501(h) election in effect during the tax year? <i>If "Yes," complete Schedule C, Part II</i>		
5 Is the organization a section 501(c)(4), 501(c)(5), or 501(c)(6) organization that receives membership dues, assessments, or similar amounts as defined in Rev. Proc. 98-19? <i>If "Yes," complete Schedule C, Part III</i>	X	
6 Did the organization maintain any donor advised funds or any similar funds or accounts for which donors have the right to provide advice on the distribution or investment of amounts in such funds or accounts? <i>If "Yes," complete Schedule D, Part I</i>		X
7 Did the organization receive or hold a conservation easement, including easements to preserve open space, the environment, historic land areas, or historic structures? <i>If "Yes," complete Schedule D, Part II</i>		X
8 Did the organization maintain collections of works of art, historical treasures, or other similar assets? <i>If "Yes," complete Schedule D, Part III</i>		X
9 Did the organization report an amount in Part X, line 21, for escrow or custodial account liability, serve as a custodian for amounts not listed in Part X; or provide credit counseling, debt management, credit repair, or debt negotiation services? <i>If "Yes," complete Schedule D, Part IV</i>		X
10 Did the organization, directly or through a related organization, hold assets in donor-restricted endowments or in quasi endowments? <i>If "Yes," complete Schedule D, Part V</i>		X
11 If the organization's answer to any of the following questions is "Yes," then complete Schedule D, Parts VI, VII, VIII, IX, or X, as applicable.		
a Did the organization report an amount for land, buildings, and equipment in Part X, line 10? <i>If "Yes," complete Schedule D, Part VI</i>	X	
b Did the organization report an amount for investments - other securities in Part X, line 12, that is 5% or more of its total assets reported in Part X, line 16? <i>If "Yes," complete Schedule D, Part VII</i>		X
c Did the organization report an amount for investments - program related in Part X, line 13, that is 5% or more of its total assets reported in Part X, line 16? <i>If "Yes," complete Schedule D, Part VIII</i>		X
d Did the organization report an amount for other assets in Part X, line 15, that is 5% or more of its total assets reported in Part X, line 16? <i>If "Yes," complete Schedule D, Part IX</i>		X
e Did the organization report an amount for other liabilities in Part X, line 25? <i>If "Yes," complete Schedule D, Part X</i>		X
f Did the organization's separate or consolidated financial statements for the tax year include a footnote that addresses the organization's liability for uncertain tax positions under FIN 48 (ASC 740)? <i>If "Yes," complete Schedule D, Part X</i>	X	
12a Did the organization obtain separate, independent audited financial statements for the tax year? <i>If "Yes," complete Schedule D, Parts XI and XII</i>	X	
b Was the organization included in consolidated, independent audited financial statements for the tax year? <i>If "Yes," and if the organization answered "No" to line 12a, then completing Schedule D, Parts XI and XII is optional</i>		X
13 Is the organization a school described in section 170(b)(1)(A)(ii)? <i>If "Yes," complete Schedule E</i>		X
14a Did the organization maintain an office, employees, or agents outside of the United States?		X
b Did the organization have aggregate revenues or expenses of more than \$10,000 from grantmaking, fundraising, business, investment, and program service activities outside the United States, or aggregate foreign investments valued at \$100,000 or more? <i>If "Yes," complete Schedule F, Parts I and IV</i>		X
15 Did the organization report on Part IX, column (A), line 3, more than \$5,000 of grants or other assistance to or for any foreign organization? <i>If "Yes," complete Schedule F, Parts II and IV</i>		X
16 Did the organization report on Part IX, column (A), line 3, more than \$5,000 of aggregate grants or other assistance to or for foreign individuals? <i>If "Yes," complete Schedule F, Parts III and IV</i>		X
17 Did the organization report a total of more than \$15,000 of expenses for professional fundraising services on Part IX, column (A), lines 6 and 11e? <i>If "Yes," complete Schedule G, Part I. See instructions</i>		X
18 Did the organization report more than \$15,000 total of fundraising event gross income and contributions on Part VIII, lines 1c and 8a? <i>If "Yes," complete Schedule G, Part II</i>		X
19 Did the organization report more than \$15,000 of gross income from gaming activities on Part VIII, line 9a? <i>If "Yes," complete Schedule G, Part III</i>		X
20a Did the organization operate one or more hospital facilities? <i>If "Yes," complete Schedule H</i>		X
b If "Yes" to line 20a, did the organization attach a copy of its audited financial statements to this return?		
21 Did the organization report more than \$5,000 of grants or other assistance to any domestic organization or domestic government on Part IX, column (A), line 1? <i>If "Yes," complete Schedule I, Parts I and II</i>		X

Part IV Checklist of Required Schedules (continued)

	Yes	No
22 Did the organization report more than \$5,000 of grants or other assistance to or for domestic individuals on Part IX, column (A), line 2? <i>If "Yes," complete Schedule I, Parts I and III</i>	22	X
23 Did the organization answer "Yes" to Part VII, Section A, line 3, 4, or 5, about compensation of the organization's current and former officers, directors, trustees, key employees, and highest compensated employees? <i>If "Yes," complete Schedule J</i>	23	X
24a Did the organization have a tax-exempt bond issue with an outstanding principal amount of more than \$100,000 as of the last day of the year, that was issued after December 31, 2002? <i>If "Yes," answer lines 24b through 24d and complete Schedule K. If "No," go to line 25a</i>	24a	X
b Did the organization invest any proceeds of tax-exempt bonds beyond a temporary period exception?	24b	
c Did the organization maintain an escrow account other than a refunding escrow at any time during the year to defease any tax-exempt bonds?	24c	
d Did the organization act as an "on behalf of" issuer for bonds outstanding at any time during the year?	24d	
25a Section 501(c)(3), 501(c)(4), and 501(c)(29) organizations. Did the organization engage in an excess benefit transaction with a disqualified person during the year? <i>If "Yes," complete Schedule L, Part I</i>	25a	
b Is the organization aware that it engaged in an excess benefit transaction with a disqualified person in a prior year, and that the transaction has not been reported on any of the organization's prior Forms 990 or 990-EZ? <i>If "Yes," complete Schedule L, Part I</i>	25b	
26 Did the organization report any amount on Part X, line 5 or 22, for receivables from or payables to any current or former officer, director, trustee, key employee, creator or founder, substantial contributor, or 35% controlled entity or family member of any of these persons? <i>If "Yes," complete Schedule L, Part II</i>	26	X
27 Did the organization provide a grant or other assistance to any current or former officer, director, trustee, key employee, creator or founder, substantial contributor or employee thereof, a grant selection committee member, or to a 35% controlled entity (including an employee thereof) or family member of any of these persons? <i>If "Yes," complete Schedule L, Part III</i>	27	X
28 Was the organization a party to a business transaction with one of the following parties (see the Schedule L, Part IV, instructions for applicable filing thresholds, conditions, and exceptions):		
a A current or former officer, director, trustee, key employee, creator or founder, or substantial contributor? <i>If "Yes," complete Schedule L, Part IV</i>	28a	X
b A family member of any individual described in line 28a? <i>If "Yes," complete Schedule L, Part IV</i>	28b	X
c A 35% controlled entity of one or more individuals and/or organizations described in line 28a or 28b? <i>If "Yes," complete Schedule L, Part IV</i>	28c	X
29 Did the organization receive more than \$25,000 in non-cash contributions? <i>If "Yes," complete Schedule M</i>	29	X
30 Did the organization receive contributions of art, historical treasures, or other similar assets, or qualified conservation contributions? <i>If "Yes," complete Schedule M</i>	30	X
31 Did the organization liquidate, terminate, or dissolve and cease operations? <i>If "Yes," complete Schedule N, Part I</i>	31	X
32 Did the organization sell, exchange, dispose of, or transfer more than 25% of its net assets? <i>If "Yes," complete Schedule N, Part II</i>	32	X
33 Did the organization own 100% of an entity disregarded as separate from the organization under Regulations sections 301.7701-2 and 301.7701-3? <i>If "Yes," complete Schedule R, Part I</i>	33	X
34 Was the organization related to any tax-exempt or taxable entity? <i>If "Yes," complete Schedule R, Part II, III, or IV, and Part V, line 1</i>	34	X
35a Did the organization have a controlled entity within the meaning of section 512(b)(13)?	35a	X
b If "Yes" to line 35a, did the organization receive any payment from or engage in any transaction with a controlled entity within the meaning of section 512(b)(13)? <i>If "Yes," complete Schedule R, Part V, line 2</i>	35b	
36 Section 501(c)(3) organizations. Did the organization make any transfers to an exempt non-charitable related organization? <i>If "Yes," complete Schedule R, Part V, line 2</i>	36	
37 Did the organization conduct more than 5% of its activities through an entity that is not a related organization and that is treated as a partnership for federal income tax purposes? <i>If "Yes," complete Schedule R, Part VI</i>	37	X
38 Did the organization complete Schedule O and provide explanations on Schedule O for Part VI, lines 11b and 19?	38	X

Note: All Form 990 filers are required to complete Schedule O

Part V Statements Regarding Other IRS Filings and Tax ComplianceCheck if Schedule O contains a response or note to any line in this Part V ☐

	Yes	No
1a Enter the number reported in box 3 of Form 1096. Enter -0- if not applicable	1a	0
b Enter the number of Forms W-2G included on line 1a. Enter -0- if not applicable	1b	0
c Did the organization comply with backup withholding rules for reportable payments to vendors and reportable gaming (gambling) winnings to prize winners?	1c	X

Part V Statements Regarding Other IRS Filings and Tax Compliance (continued)

	Yes	No
2a Enter the number of employees reported on Form W-3, Transmittal of Wage and Tax Statements, filed for the calendar year ending with or within the year covered by this return	2a	0
b If at least one is reported on line 2a, did the organization file all required federal employment tax returns?	2b	
Note: If the sum of lines 1a and 2a is greater than 250, you may be required to e-file. See instructions.		
3a Did the organization have unrelated business gross income of \$1,000 or more during the year?	3a	X
b If "Yes," has it filed a Form 990-T for this year? If "No" to line 3b, provide an explanation on Schedule O	3b	
4a At any time during the calendar year, did the organization have an interest in, or a signature or other authority over, a financial account in a foreign country (such as a bank account, securities account, or other financial account)?	4a	X
b If "Yes," enter the name of the foreign country		
See instructions for filing requirements for FinCEN Form 114, Report of Foreign Bank and Financial Accounts (FBAR).		
5a Was the organization a party to a prohibited tax shelter transaction at any time during the tax year?	5a	X
b Did any taxable party notify the organization that it was or is a party to a prohibited tax shelter transaction?	5b	X
c If "Yes" to line 5a or 5b, did the organization file Form 8886-T?	5c	
6a Does the organization have annual gross receipts that are normally greater than \$100,000, and did the organization solicit any contributions that were not tax deductible as charitable contributions?	6a	X
b If "Yes," did the organization include with every solicitation an express statement that such contributions or gifts were not tax deductible?	6b	
7 Organizations that may receive deductible contributions under section 170(c).		
a Did the organization receive a payment in excess of \$75 made partly as a contribution and partly for goods and services provided to the payor?	7a	
b If "Yes," did the organization notify the donor of the value of the goods or services provided?	7b	
c Did the organization sell, exchange, or otherwise dispose of tangible personal property for which it was required to file Form 8282?	7c	
d If "Yes," indicate the number of Forms 8282 filed during the year	7d	
e Did the organization receive any funds, directly or indirectly, to pay premiums on a personal benefit contract?	7e	
f Did the organization, during the year, pay premiums, directly or indirectly, on a personal benefit contract?	7f	
g If the organization received a contribution of qualified intellectual property, did the organization file Form 8899 as required?	7g	
h If the organization received a contribution of cars, boats, airplanes, or other vehicles, did the organization file a Form 1098-C?	7h	
8 Sponsoring organizations maintaining donor advised funds. Did a donor advised fund maintained by the sponsoring organization have excess business holdings at any time during the year?	8	
9 Sponsoring organizations maintaining donor advised funds.		
a Did the sponsoring organization make any taxable distributions under section 4966?	9a	
b Did the sponsoring organization make a distribution to a donor, donor advisor, or related person?	9b	
10 Section 501(c)(7) organizations. Enter:		
a Initiation fees and capital contributions included on Part VIII, line 12	10a	
b Gross receipts, included on Form 990, Part VIII, line 12, for public use of club facilities	10b	
11 Section 501(c)(12) organizations. Enter:		
a Gross income from members or shareholders	11a	
b Gross income from other sources. (Do not net amounts due or paid to other sources against amounts due or received from them.)	11b	
12a Section 4947(a)(1) non-exempt charitable trusts. Is the organization filing Form 990 in lieu of Form 1041?	12a	
b If "Yes," enter the amount of tax-exempt interest received or accrued during the year	12b	
13 Section 501(c)(29) qualified nonprofit health insurance issuers.		
a Is the organization licensed to issue qualified health plans in more than one state?	13a	
Note: See the instructions for additional information the organization must report on Schedule O.		
b Enter the amount of reserves the organization is required to maintain by the states in which the organization is licensed to issue qualified health plans	13b	
c Enter the amount of reserves on hand	13c	
14a Did the organization receive any payments for indoor tanning services during the tax year?	14a	X
b If "Yes," has it filed a Form 720 to report these payments? If "No," provide an explanation on Schedule O	14b	
15 Is the organization subject to the section 4960 tax on payment(s) of more than \$1,000,000 in remuneration or excess parachute payment(s) during the year?	15	X
If "Yes," see the instructions and file Form 4720, Schedule N.		
16 Is the organization an educational institution subject to the section 4968 excise tax on net investment income?	16	X
If "Yes," complete Form 4720, Schedule O.		
17 Section 501(c)(21) organizations. Did the trust, any disqualified person, or mine operator engage in any activities that would result in the imposition of an excise tax under section 4951, 4952 or 4953?	17	
If "Yes," complete Form 6069.		

Part VI Governance, Management, and Disclosure. For each "Yes" response to lines 2 through 7b below, and for a "No" response to line 8a, 8b, or 10b below, describe the circumstances, processes, or changes on Schedule O. See instructions.

Check if Schedule O contains a response or note to any line in this Part VI ☒ **X**

Section A. Governing Body and Management

	1a	1b	Yes	No
1a Enter the number of voting members of the governing body at the end of the tax year If there are material differences in voting rights among members of the governing body, or if the governing body delegated broad authority to an executive committee or similar committee, explain on Schedule O.	4			
b Enter the number of voting members included on line 1a, above, who are independent		4		
2 Did any officer, director, trustee, or key employee have a family relationship or a business relationship with any other officer, director, trustee, or key employee?				X
3 Did the organization delegate control over management duties customarily performed by or under the direct supervision of officers, directors, trustees, or key employees to a management company or other person?			X	
4 Did the organization make any significant changes to its governing documents since the prior Form 990 was filed?				X
5 Did the organization become aware during the year of a significant diversion of the organization's assets?				X
6 Did the organization have members or stockholders?			X	
7a Did the organization have members, stockholders, or other persons who had the power to elect or appoint one or more members of the governing body?			X	
b Are any governance decisions of the organization reserved to (or subject to approval by) members, stockholders, or persons other than the governing body?				X
8 Did the organization contemporaneously document the meetings held or written actions undertaken during the year by the following:				
a The governing body?			X	
b Each committee with authority to act on behalf of the governing body?			X	
9 Is there any officer, director, trustee, or key employee listed in Part VII, Section A, who cannot be reached at the organization's mailing address? If "Yes," provide the names and addresses on Schedule O				X

Section B. Policies (This Section B requests information about policies not required by the Internal Revenue Code.)

	Yes	No
10a Did the organization have local chapters, branches, or affiliates?		X
b If "Yes," did the organization have written policies and procedures governing the activities of such chapters, affiliates, and branches to ensure their operations are consistent with the organization's exempt purposes?		
11a Has the organization provided a complete copy of this Form 990 to all members of its governing body before filing the form?	X	
b Describe on Schedule O the process, if any, used by the organization to review this Form 990.		
12a Did the organization have a written conflict of interest policy? If "No," go to line 13	X	
b Were officers, directors, or trustees, and key employees required to disclose annually interests that could give rise to conflicts?		X
c Did the organization regularly and consistently monitor and enforce compliance with the policy? If "Yes," describe on Schedule O how this was done		X
13 Did the organization have a written whistleblower policy?	X	
14 Did the organization have a written document retention and destruction policy?	X	
15 Did the process for determining compensation of the following persons include a review and approval by independent persons, comparability data, and contemporaneous substantiation of the deliberation and decision?		
a The organization's CEO, Executive Director, or top management official		X
b Other officers or key employees of the organization		X
If "Yes" to line 15a or 15b, describe the process on Schedule O. See instructions.		
16a Did the organization invest in, contribute assets to, or participate in a joint venture or similar arrangement with a taxable entity during the year?		X
b If "Yes," did the organization follow a written policy or procedure requiring the organization to evaluate its participation in joint venture arrangements under applicable federal tax law, and take steps to safeguard the organization's exempt status with respect to such arrangements?		

Section C. Disclosure

17 List the states with which a copy of this Form 990 is required to be filed ► **CA, MT, IL**

18 Section 6104 requires an organization to make its Forms 1023 (1024 or 1024-A, if applicable), 990, and 990-T (section 501(c)(3)s only) available for public inspection. Indicate how you made these available. Check all that apply.
☐ Own website ☐ Another's website ☒ Upon request ☐ Other (explain on Schedule O)

19 Describe on Schedule O whether (and if so, how) the organization made its governing documents, conflict of interest policy, and financial statements available to the public during the tax year.

20 State the name, address, and telephone number of the person who possesses the organization's books and records ►
DANIELLE MYERS - 267-513-1726
500 OFFICE CENTER DRIVE, STE 400, FORT WASHINGTON, PA 19034

Part VII	Section A. Officers, Directors, Trustees, Key Employees, and Highest Compensated Employees <i>(continued)</i>
-----------------	--

(A) Name and title	(B) Average hours per week (list any hours for related organizations below line)	(C) Position <small>(do not check more than one box, unless person is both an officer and a director/trustee)</small>						(D) Reportable compensation from the organization (W-2/1099-MISC/ 1099-NEC)	(E) Reportable compensation from related organizations (W-2/1099-MISC/ 1099-NEC)	(F) Estimated amount of other compensation from the organization and related organizations
		Individual trustee or director	Institutional trustee	Officer	Key employee	Highest compensated employee	Former			
1b Subtotal								0.	0.	0.
c Total from continuation sheets to Part VII, Section A								0.	0.	0.
d Total (add lines 1b and 1c)								0.	0.	0.

2	Total number of individuals (including but not limited to those listed above) who received more than \$100,000 of reportable compensation from the organization	0
---	---	---

		Yes	No
3	Did the organization list any former officer, director, trustee, key employee, or highest compensated employee on line 1a? <i>If "Yes," complete Schedule J for such individual</i>		X
4	For any individual listed on line 1a, is the sum of reportable compensation and other compensation from the organization and related organizations greater than \$150,000? <i>If "Yes," complete Schedule J for such individual</i>		X
5	Did any person listed on line 1a receive or accrue compensation from any unrelated organization or individual for services rendered to the organization? <i>If "Yes," complete Schedule J for such person</i>		X

Section B. Independent Contractors

1 Complete this table for your five highest compensated independent contractors that received more than \$100,000 of compensation from the organization. Report compensation for the calendar year ending with or within the organization's tax year.

the organization report compensation for the calendar year ending with or within the organization's tax year.		
(A) Name and business address	(B) Description of services	(C) Compensation
NONE		
2 Total number of independent contractors (including but not limited to those listed above) who received more than \$100,000 of compensation from the organization ▶		0

Part VIII Statement of RevenueCheck if Schedule O contains a response or note to any line in this Part VIII ☐

				(A)	(B)	(C)	(D)
				Total revenue	Related or exempt function revenue	Unrelated business revenue	Revenue excluded from tax under sections 512 - 514
Contributions, Gifts, Grants and Other Similar Amounts	1 a	Federated campaigns	1a				
	b	Membership dues	1b				
	c	Fundraising events	1c				
	d	Related organizations	1d				
	e	Government grants (contributions)	1e				
	f	All other contributions, gifts, grants, and similar amounts not included above ...	1f				
	g	Noncash contributions included in lines 1a-1f	1g	\$			
	h	Total. Add lines 1a-1f					
Program Service Revenue	2 a	MEMBERSHIP DUES	Business Code	900099	2,625,343.	2,625,343.	
	b	GOVERNMENT AFFAIRS	900099	262,000.	262,000.		
	c	MISCELLANEOUS INCOME	900099	2,347.	2,347.		
	d						
	e						
	f	All other program service revenue					
	g	Total. Add lines 2a-2f		2,889,690.			
	Other Revenue	3	Investment income (including dividends, interest, and other similar amounts)		50.		
4		Income from investment of tax-exempt bond proceeds					
5		Royalties					
6 a		Gross rents	(i) Real	(ii) Personal			
b		Less: rental expenses ...					
c		Rental income or (loss)					
d		Net rental income or (loss)					
7 a		Gross amount from sales of assets other than inventory	(i) Securities	(ii) Other			
b		Less: cost or other basis and sales expenses					
c		Gain or (loss)					
d		Net gain or (loss)					
8 a		Gross income from fundraising events (not including \$ _____ of contributions reported on line 1c). See Part IV, line 18					
b		Less: direct expenses					
c		Net income or (loss) from fundraising events					
9 a		Gross income from gaming activities. See Part IV, line 19					
b	Less: direct expenses						
c	Net income or (loss) from gaming activities						
10 a	Gross sales of inventory, less returns and allowances						
b	Less: cost of goods sold						
c	Net income or (loss) from sales of inventory						
Miscellaneous Revenue	11 a		Business Code				
	b						
	c						
	d	All other revenue					
	e	Total. Add lines 11a-11d					
	12	Total revenue. See instructions		2,889,740.	2,889,690.	0.	50.

Part IX Statement of Functional Expenses

Section 501(c)(3) and 501(c)(4) organizations must complete all columns. All other organizations must complete column (A).

Check if Schedule O contains a response or note to any line in this Part IX

☒ X

Do not include amounts reported on lines 6b, 7b, 8b, 9b, and 10b of Part VIII.	(A) Total expenses	(B) Program service expenses	(C) Management and general expenses	(D) Fundraising expenses
1 Grants and other assistance to domestic organizations and domestic governments. See Part IV, line 21 ...				
2 Grants and other assistance to domestic individuals. See Part IV, line 22				
3 Grants and other assistance to foreign organizations, foreign governments, and foreign individuals. See Part IV, lines 15 and 16				
4 Benefits paid to or for members				
5 Compensation of current officers, directors, trustees, and key employees				
6 Compensation not included above to disqualified persons (as defined under section 4958(f)(1)) and persons described in section 4958(c)(3)(B)				
7 Other salaries and wages				
8 Pension plan accruals and contributions (include section 401(k) and 403(b) employer contributions)				
9 Other employee benefits				
10 Payroll taxes				
11 Fees for services (nonemployees):				
a Management	358,000.			
b Legal	129,962.			
c Accounting	15,595.			
d Lobbying				
e Professional fundraising services. See Part IV, line 17				
f Investment management fees				
g Other. (If line 11g amount exceeds 10% of line 25, column (A), amount, list line 11g expenses on Sch O.)	514,999.			
12 Advertising and promotion	831,825.			
13 Office expenses	18,586.			
14 Information technology	31,080.			
15 Royalties				
16 Occupancy	4,235.			
17 Travel	5,249.			
18 Payments of travel or entertainment expenses for any federal, state, or local public officials ...				
19 Conferences, conventions, and meetings				
20 Interest				
21 Payments to affiliates				
22 Depreciation, depletion, and amortization	55,080.			
23 Insurance	31,471.			
24 Other expenses. Itemize expenses not covered above. (List miscellaneous expenses on line 24e. If line 24e amount exceeds 10% of line 25, column (A), amount, list line 24e expenses on Schedule O.)				
a RECYCLING SERVICES	508,291.			
b RECYCLING BINS	24,654.			
c SPONSORSHIPS AND MEMBER	24,078.			
d COMMUNICATIONS	13,637.			
e All other expenses	16,491.			
25 Total functional expenses. Add lines 1 through 24e	2,583,233.			
26 Joint costs. Complete this line only if the organization reported in column (B) joint costs from a combined educational campaign and fundraising solicitation.				

Check here ☐ if following SOP 98-2 (ASC 958-720)

Part X Balance SheetCheck if Schedule O contains a response or note to any line in this Part X ☐

		(A) Beginning of year		(B) End of year
Assets	1 Cash - non-interest-bearing	1,311,316.	1	1,290,689.
	2 Savings and temporary cash investments	250,671.	2	250,696.
	3 Pledges and grants receivable, net		3	
	4 Accounts receivable, net	118,313.	4	609,477.
	5 Loans and other receivables from any current or former officer, director, trustee, key employee, creator or founder, substantial contributor, or 35% controlled entity or family member of any of these persons		5	
	6 Loans and other receivables from other disqualified persons (as defined under section 4958(f)(1)), and persons described in section 4958(c)(3)(B)		6	
	7 Notes and loans receivable, net		7	
	8 Inventories for sale or use		8	
	9 Prepaid expenses and deferred charges	32,076.	9	30,298.
	10a Land, buildings, and equipment: cost or other basis. Complete Part VI of Schedule D	10a 10,068.		
	b Less: accumulated depreciation	10b 10,068.	10c 0.	0.
	11 Investments - publicly traded securities		11	
	12 Investments - other securities. See Part IV, line 11		12	
	13 Investments - program-related. See Part IV, line 11		13	
	14 Intangible assets	137,814.	14	82,735.
	15 Other assets. See Part IV, line 11	9,368.	15	2,000.
16 Total assets. Add lines 1 through 15 (must equal line 33)	1,859,558.	16	2,265,895.	
Liabilities	17 Accounts payable and accrued expenses	177,437.	17	334,229.
	18 Grants payable		18	
	19 Deferred revenue	56,962.	19	0.
	20 Tax-exempt bond liabilities		20	
	21 Escrow or custodial account liability. Complete Part IV of Schedule D		21	
	22 Loans and other payables to any current or former officer, director, trustee, key employee, creator or founder, substantial contributor, or 35% controlled entity or family member of any of these persons		22	
	23 Secured mortgages and notes payable to unrelated third parties		23	
	24 Unsecured notes and loans payable to unrelated third parties		24	
	25 Other liabilities (including federal income tax, payables to related third parties, and other liabilities not included on lines 17-24). Complete Part X of Schedule D		25	
	26 Total liabilities. Add lines 17 through 25	234,399.	26	334,229.
Net Assets or Fund Balances	Organizations that follow FASB ASC 958, check here <input checked="" type="checkbox"/> and complete lines 27, 28, 32, and 33.			
	27 Net assets without donor restrictions	1,505,159.	27	1,811,666.
	28 Net assets with donor restrictions	120,000.	28	120,000.
	Organizations that do not follow FASB ASC 958, check here <input type="checkbox"/> and complete lines 29 through 33.			
	29 Capital stock or trust principal, or current funds		29	
	30 Paid-in or capital surplus, or land, building, or equipment fund		30	
	31 Retained earnings, endowment, accumulated income, or other funds		31	
	32 Total net assets or fund balances	1,625,159.	32	1,931,666.
	33 Total liabilities and net assets/fund balances	1,859,558.	33	2,265,895.

Form 990 (2021)

Part XI Reconciliation of Net AssetsCheck if Schedule O contains a response or note to any line in this Part XI ☐

1	Total revenue (must equal Part VIII, column (A), line 12)	1	2,889,740.
2	Total expenses (must equal Part IX, column (A), line 25)	2	2,583,233.
3	Revenue less expenses. Subtract line 2 from line 1	3	306,507.
4	Net assets or fund balances at beginning of year (must equal Part X, line 32, column (A))	4	1,625,159.
5	Net unrealized gains (losses) on investments	5	
6	Donated services and use of facilities	6	
7	Investment expenses	7	
8	Prior period adjustments	8	
9	Other changes in net assets or fund balances (explain on Schedule O)	9	0.
10	Net assets or fund balances at end of year. Combine lines 3 through 9 (must equal Part X, line 32, column (B))	10	1,931,666.

Part XII Financial Statements and ReportingCheck if Schedule O contains a response or note to any line in this Part XII ☒

	Yes	No
1 Accounting method used to prepare the Form 990: <input type="checkbox"/> Cash <input checked="" type="checkbox"/> Accrual <input type="checkbox"/> Other _____ If the organization changed its method of accounting from a prior year or checked "Other," explain on Schedule O.		
2a Were the organization's financial statements compiled or reviewed by an independent accountant? _____ If "Yes," check a box below to indicate whether the financial statements for the year were compiled or reviewed on a separate basis, consolidated basis, or both: <input type="checkbox"/> Separate basis <input type="checkbox"/> Consolidated basis <input type="checkbox"/> Both consolidated and separate basis		X
b Were the organization's financial statements audited by an independent accountant? _____ If "Yes," check a box below to indicate whether the financial statements for the year were audited on a separate basis, consolidated basis, or both: <input checked="" type="checkbox"/> Separate basis <input type="checkbox"/> Consolidated basis <input type="checkbox"/> Both consolidated and separate basis	X	
c If "Yes" to line 2a or 2b, does the organization have a committee that assumes responsibility for oversight of the audit, review, or compilation of its financial statements and selection of an independent accountant? _____ If the organization changed either its oversight process or selection process during the tax year, explain on Schedule O.	X	
3a As a result of a federal award, was the organization required to undergo an audit or audits as set forth in the Single Audit Act and OMB Circular A-133? _____		X
b If "Yes," did the organization undergo the required audit or audits? If the organization did not undergo the required audit or audits, explain why on Schedule O and describe any steps taken to undergo such audits _____		

Form 990 (2021)

SCHEDULE C
(Form 990)

Department of the Treasury
Internal Revenue Service

Political Campaign and Lobbying Activities

For Organizations Exempt From Income Tax Under section 501(c) and section 527
▶ **Complete if the organization is described below.** ▶ **Attach to Form 990 or Form 990-EZ.**
▶ **Go to www.irs.gov/Form990 for instructions and the latest information.**

OMB No. 1545-0047

2021

**Open to Public
Inspection**

If the organization answered "Yes," on Form 990, Part IV, line 3, or Form 990-EZ, Part V, line 46 (Political Campaign Activities), then

- Section 501(c)(3) organizations: Complete Parts I-A and B. Do not complete Part I-C.
- Section 501(c) (other than section 501(c)(3)) organizations: Complete Parts I-A and C below. Do not complete Part I-B.
- Section 527 organizations: Complete Part I-A only.

If the organization answered "Yes," on Form 990, Part IV, line 4, or Form 990-EZ, Part VI, line 47 (Lobbying Activities), then

- Section 501(c)(3) organizations that have filed Form 5768 (election under section 501(h)): Complete Part II-A. Do not complete Part II-B.
- Section 501(c)(3) organizations that have NOT filed Form 5768 (election under section 501(h)): Complete Part II-B. Do not complete Part II-A.

If the organization answered "Yes," on Form 990, Part IV, line 5 (Proxy Tax) (See separate instructions) or Form 990-EZ, Part V, line 35c (Proxy Tax) (See separate instructions), then

- Section 501(c)(4), (5), or (6) organizations: Complete Part III.

Name of organization

THERMOSTAT RECYCLING CORPORATION

Employer identification number

54-1830284

Part I-A Complete if the organization is exempt under section 501(c) or is a section 527 organization.

1 Provide a description of the organization's direct and indirect political campaign activities in Part IV.

2 Political campaign activity expenditures ▶ \$

3 Volunteer hours for political campaign activities

Part I-B Complete if the organization is exempt under section 501(c)(3).

1 Enter the amount of any excise tax incurred by the organization under section 4955 ▶ \$

2 Enter the amount of any excise tax incurred by organization managers under section 4955 ▶ \$

3 If the organization incurred a section 4955 tax, did it file Form 4720 for this year? ☐ Yes ☐ No

4a Was a correction made? ☐ Yes ☐ No

b If "Yes," describe in Part IV.

Part I-C Complete if the organization is exempt under section 501(c), except section 501(c)(3).

1 Enter the amount directly expended by the filing organization for section 527 exempt function activities ▶ \$

2 Enter the amount of the filing organization's funds contributed to other organizations for section 527
exempt function activities ▶ \$

3 Total exempt function expenditures. Add lines 1 and 2. Enter here and on Form 1120-POL,
line 17b ▶ \$

4 Did the filing organization file **Form 1120-POL** for this year? ☐ Yes ☐ No

5 Enter the names, addresses and employer identification number (EIN) of all section 527 political organizations to which the filing organization made payments. For each organization listed, enter the amount paid from the filing organization's funds. Also enter the amount of political contributions received that were promptly and directly delivered to a separate political organization, such as a separate segregated fund or a political action committee (PAC). If additional space is needed, provide information in Part IV.

(a) Name	(b) Address	(c) EIN	(d) Amount paid from filing organization's funds. If none, enter -0-.	(e) Amount of political contributions received and promptly and directly delivered to a separate political organization. If none, enter -0-.

For Paperwork Reduction Act Notice, see the Instructions for Form 990 or 990-EZ.

Schedule C (Form 990) 2021

LHA

132041 11-03-21

Part II-A Complete if the organization is exempt under section 501(c)(3) and filed Form 5768 (election under section 501(h)).

A Check ☐ if the filing organization belongs to an affiliated group (and list in Part IV each affiliated group member's name, address, EIN, expenses, and share of excess lobbying expenditures).

B Check ☐ if the filing organization checked box A and "limited control" provisions apply.

Limits on Lobbying Expenditures (The term "expenditures" means amounts paid or incurred.)		(a) Filing organization's totals	(b) Affiliated group totals												
1a Total lobbying expenditures to influence public opinion (grassroots lobbying)															
b Total lobbying expenditures to influence a legislative body (direct lobbying)															
c Total lobbying expenditures (add lines 1a and 1b)															
d Other exempt purpose expenditures															
e Total exempt purpose expenditures (add lines 1c and 1d)															
f Lobbying nontaxable amount. Enter the amount from the following table in both columns.															
<table border="1"> <thead> <tr> <th>If the amount on line 1e, column (a) or (b) is:</th> <th>The lobbying nontaxable amount is:</th> </tr> </thead> <tbody> <tr> <td>Not over \$500,000</td> <td>20% of the amount on line 1e.</td> </tr> <tr> <td>Over \$500,000 but not over \$1,000,000</td> <td>\$100,000 plus 15% of the excess over \$500,000.</td> </tr> <tr> <td>Over \$1,000,000 but not over \$1,500,000</td> <td>\$175,000 plus 10% of the excess over \$1,000,000.</td> </tr> <tr> <td>Over \$1,500,000 but not over \$17,000,000</td> <td>\$225,000 plus 5% of the excess over \$1,500,000.</td> </tr> <tr> <td>Over \$17,000,000</td> <td>\$1,000,000.</td> </tr> </tbody> </table>	If the amount on line 1e, column (a) or (b) is:	The lobbying nontaxable amount is:	Not over \$500,000	20% of the amount on line 1e.	Over \$500,000 but not over \$1,000,000	\$100,000 plus 15% of the excess over \$500,000.	Over \$1,000,000 but not over \$1,500,000	\$175,000 plus 10% of the excess over \$1,000,000.	Over \$1,500,000 but not over \$17,000,000	\$225,000 plus 5% of the excess over \$1,500,000.	Over \$17,000,000	\$1,000,000.			
If the amount on line 1e, column (a) or (b) is:	The lobbying nontaxable amount is:														
Not over \$500,000	20% of the amount on line 1e.														
Over \$500,000 but not over \$1,000,000	\$100,000 plus 15% of the excess over \$500,000.														
Over \$1,000,000 but not over \$1,500,000	\$175,000 plus 10% of the excess over \$1,000,000.														
Over \$1,500,000 but not over \$17,000,000	\$225,000 plus 5% of the excess over \$1,500,000.														
Over \$17,000,000	\$1,000,000.														
g Grassroots nontaxable amount (enter 25% of line 1f)															
h Subtract line 1g from line 1a. If zero or less, enter -0-															
i Subtract line 1f from line 1c. If zero or less, enter -0-															
j If there is an amount other than zero on either line 1h or line 1i, did the organization file Form 4720 reporting section 4911 tax for this year?		<input type="checkbox"/> Yes <input type="checkbox"/> No													

4-Year Averaging Period Under Section 501(h)

(Some organizations that made a section 501(h) election do not have to complete all of the five columns below.

See the separate instructions for lines 2a through 2f.)

Lobbying Expenditures During 4-Year Averaging Period					
Calendar year (or fiscal year beginning in)	(a) 2018	(b) 2019	(c) 2020	(d) 2021	(e) Total
2a Lobbying nontaxable amount					
b Lobbying ceiling amount (150% of line 2a, column(e))					
c Total lobbying expenditures					
d Grassroots nontaxable amount					
e Grassroots ceiling amount (150% of line 2d, column (e))					
f Grassroots lobbying expenditures					

Schedule C (Form 990) 2021

SCHEDULE D
(Form 990)Department of the Treasury
Internal Revenue Service**Supplemental Financial Statements**▶ **Complete if the organization answered "Yes" on Form 990,
Part IV, line 6, 7, 8, 9, 10, 11a, 11b, 11c, 11d, 11e, 11f, 12a, or 12b.**▶ **Attach to Form 990.**▶ **Go to www.irs.gov/Form990 for instructions and the latest information.**

OMB No. 1545-0047

2021**Open to Public
Inspection****Name of the organization****THERMOSTAT RECYCLING CORPORATION****Employer identification number****54-1830284****Part I Organizations Maintaining Donor Advised Funds or Other Similar Funds or Accounts.** Complete if the organization answered "Yes" on Form 990, Part IV, line 6.

	(a) Donor advised funds	(b) Funds and other accounts
1 Total number at end of year		
2 Aggregate value of contributions to (during year)		
3 Aggregate value of grants from (during year)		
4 Aggregate value at end of year		
5 Did the organization inform all donors and donor advisors in writing that the assets held in donor advised funds are the organization's property, subject to the organization's exclusive legal control?	<input type="checkbox"/> Yes	<input type="checkbox"/> No
6 Did the organization inform all grantees, donors, and donor advisors in writing that grant funds can be used only for charitable purposes and not for the benefit of the donor or donor advisor, or for any other purpose conferring impermissible private benefit?	<input type="checkbox"/> Yes	<input type="checkbox"/> No

Part II Conservation Easements. Complete if the organization answered "Yes" on Form 990, Part IV, line 7.

1 Purpose(s) of conservation easements held by the organization (check all that apply).

☐ Preservation of land for public use (for example, recreation or education) ☐ Preservation of a historically important land area

☐ Protection of natural habitat ☐ Preservation of a certified historic structure

☐ Preservation of open space

2 Complete lines 2a through 2d if the organization held a qualified conservation contribution in the form of a conservation easement on the last day of the tax year.

	Held at the End of the Tax Year
a Total number of conservation easements	2a
b Total acreage restricted by conservation easements	2b
c Number of conservation easements on a certified historic structure included in (a)	2c
d Number of conservation easements included in (c) acquired after 7/25/06, and not on a historic structure listed in the National Register	2d

3 Number of conservation easements modified, transferred, released, extinguished, or terminated by the organization during the tax year ▶

4 Number of states where property subject to conservation easement is located ▶

5 Does the organization have a written policy regarding the periodic monitoring, inspection, handling of violations, and enforcement of the conservation easements it holds?

☐ Yes ☐ No

6 Staff and volunteer hours devoted to monitoring, inspecting, handling of violations, and enforcing conservation easements during the year ▶

7 Amount of expenses incurred in monitoring, inspecting, handling of violations, and enforcing conservation easements during the year ▶ \$

8 Does each conservation easement reported on line 2(d) above satisfy the requirements of section 170(h)(4)(B)(i) and section 170(h)(4)(B)(ii)?

☐ Yes ☐ No

9 In Part XIII, describe how the organization reports conservation easements in its revenue and expense statement and balance sheet, and include, if applicable, the text of the footnote to the organization's financial statements that describes the organization's accounting for conservation easements.

Part III Organizations Maintaining Collections of Art, Historical Treasures, or Other Similar Assets.

Complete if the organization answered "Yes" on Form 990, Part IV, line 8.

1a If the organization elected, as permitted under FASB ASC 958, not to report in its revenue statement and balance sheet works of art, historical treasures, or other similar assets held for public exhibition, education, or research in furtherance of public service, provide in Part XIII the text of the footnote to its financial statements that describes these items.

b If the organization elected, as permitted under FASB ASC 958, to report in its revenue statement and balance sheet works of art, historical treasures, or other similar assets held for public exhibition, education, or research in furtherance of public service, provide the following amounts relating to these items:

(i) Revenue included on Form 990, Part VIII, line 1

▶ \$

(ii) Assets included in Form 990, Part X

▶ \$

2 If the organization received or held works of art, historical treasures, or other similar assets for financial gain, provide the following amounts required to be reported under FASB ASC 958 relating to these items:

a Revenue included on Form 990, Part VIII, line 1

▶ \$

b Assets included in Form 990, Part X

▶ \$

LHA For Paperwork Reduction Act Notice, see the Instructions for Form 990.

Schedule D (Form 990) 2021

Part III Organizations Maintaining Collections of Art, Historical Treasures, or Other Similar Assets (continued)

3 Using the organization's acquisition, accession, and other records, check any of the following that make significant use of its collection items (check all that apply):

a ☐ Public exhibition

d ☐ Loan or exchange program

b ☐ Scholarly research

e ☐ Other _____

c ☐ Preservation for future generations

4 Provide a description of the organization's collections and explain how they further the organization's exempt purpose in Part XIII.

5 During the year, did the organization solicit or receive donations of art, historical treasures, or other similar assets

to be sold to raise funds rather than to be maintained as part of the organization's collection? ☐ Yes ☐ No

Part IV Escrow and Custodial Arrangements. Complete if the organization answered "Yes" on Form 990, Part IV, line 9, or reported an amount on Form 990, Part X, line 21.

1a Is the organization an agent, trustee, custodian or other intermediary for contributions or other assets not included on Form 990, Part X? ☐ Yes ☐ No

b If "Yes," explain the arrangement in Part XIII and complete the following table:

	Amount
c Beginning balance	1c
d Additions during the year	1d
e Distributions during the year	1e
f Ending balance	1f

2a Did the organization include an amount on Form 990, Part X, line 21, for escrow or custodial account liability? ☐ Yes ☐ No

b If "Yes," explain the arrangement in Part XIII. Check here if the explanation has been provided on Part XIII ☐

Part V Endowment Funds. Complete if the organization answered "Yes" on Form 990, Part IV, line 10.

	(a) Current year	(b) Prior year	(c) Two years back	(d) Three years back	(e) Four years back
1a Beginning of year balance					
b Contributions					
c Net investment earnings, gains, and losses					
d Grants or scholarships					
e Other expenditures for facilities and programs					
f Administrative expenses					
g End of year balance					

2 Provide the estimated percentage of the current year end balance (line 1g, column (a)) held as:

a Board designated or quasi-endowment ☐ %

b Permanent endowment ☐ %

c Term endowment ☐ %

The percentages on lines 2a, 2b, and 2c should equal 100%.

3a Are there endowment funds not in the possession of the organization that are held and administered for the organization by:

(i) Unrelated organizations

(ii) Related organizations

b If "Yes" on line 3a(ii), are the related organizations listed as required on Schedule R? ☐

	Yes	No
3a(i)		
3a(ii)		
3b		

4 Describe in Part XIII the intended uses of the organization's endowment funds.

Part VI Land, Buildings, and Equipment.

Complete if the organization answered "Yes" on Form 990, Part IV, line 11a. See Form 990, Part X, line 10.

Description of property	(a) Cost or other basis (investment)	(b) Cost or other basis (other)	(c) Accumulated depreciation	(d) Book value
1a Land				
b Buildings				0.
c Leasehold improvements				0.
d Equipment		10,068.	10,068.	0.
e Other				0.
Total. Add lines 1a through 1e. (Column (d) must equal Form 990, Part X, column (B), line 10c.)				0.

Schedule D (Form 990) 2021

Part VII Investments - Other Securities.

Complete if the organization answered "Yes" on Form 990, Part IV, line 11b. See Form 990, Part X, line 12.

(a) Description of security or category (including name of security)	(b) Book value	(c) Method of valuation: Cost or end-of-year market value
(1) Financial derivatives		
(2) Closely held equity interests		
(3) Other		
(A)		
(B)		
(C)		
(D)		
(E)		
(F)		
(G)		
(H)		
Total. (Col. (b) must equal Form 990, Part X, col. (B) line 12.) ▶		

Part VIII Investments - Program Related.

Complete if the organization answered "Yes" on Form 990, Part IV, line 11c. See Form 990, Part X, line 13.

(a) Description of investment	(b) Book value	(c) Method of valuation: Cost or end-of-year market value
(1)		
(2)		
(3)		
(4)		
(5)		
(6)		
(7)		
(8)		
(9)		
Total. (Col. (b) must equal Form 990, Part X, col. (B) line 13.) ▶		

Part IX Other Assets.

Complete if the organization answered "Yes" on Form 990, Part IV, line 11d. See Form 990, Part X, line 15.

(a) Description	(b) Book value
(1)	
(2)	
(3)	
(4)	
(5)	
(6)	
(7)	
(8)	
(9)	
Total. (Column (b) must equal Form 990, Part X, col. (B) line 15.) ▶	

Part X Other Liabilities.

Complete if the organization answered "Yes" on Form 990, Part IV, line 11e or 11f. See Form 990, Part X, line 25.

1. (a) Description of liability	(b) Book value
(1) Federal income taxes	
(2)	
(3)	
(4)	
(5)	
(6)	
(7)	
(8)	
(9)	
Total. (Column (b) must equal Form 990, Part X, col. (B) line 25.) ▶	

2. Liability for uncertain tax positions. In Part XIII, provide the text of the footnote to the organization's financial statements that reports the organization's liability for uncertain tax positions under FASB ASC 740. Check here if the text of the footnote has been provided in Part XIII ... ☒

Schedule D (Form 990) 2021

Part XI Reconciliation of Revenue per Audited Financial Statements With Revenue per Return.

Complete if the organization answered "Yes" on Form 990, Part IV, line 12a.

1	Total revenue, gains, and other support per audited financial statements	1	2,889,740.
2	Amounts included on line 1 but not on Form 990, Part VIII, line 12:		
a	Net unrealized gains (losses) on investments	2a	
b	Donated services and use of facilities	2b	
c	Recoveries of prior year grants	2c	
d	Other (Describe in Part XIII.)	2d	
e	Add lines 2a through 2d	2e	0.
3	Subtract line 2e from line 1	3	2,889,740.
4	Amounts included on Form 990, Part VIII, line 12, but not on line 1:		
a	Investment expenses not included on Form 990, Part VIII, line 7b	4a	
b	Other (Describe in Part XIII.)	4b	
c	Add lines 4a and 4b	4c	0.
5	Total revenue. Add lines 3 and 4c . (This must equal Form 990, Part I, line 12.)	5	2,889,740.

Part XII Reconciliation of Expenses per Audited Financial Statements With Expenses per Return.

Complete if the organization answered "Yes" on Form 990, Part IV, line 12a.

1	Total expenses and losses per audited financial statements	1	2,583,233.
2	Amounts included on line 1 but not on Form 990, Part IX, line 25:		
a	Donated services and use of facilities	2a	
b	Prior year adjustments	2b	
c	Other losses	2c	
d	Other (Describe in Part XIII.)	2d	
e	Add lines 2a through 2d	2e	0.
3	Subtract line 2e from line 1	3	2,583,233.
4	Amounts included on Form 990, Part IX, line 25, but not on line 1:		
a	Investment expenses not included on Form 990, Part VIII, line 7b	4a	
b	Other (Describe in Part XIII.)	4b	
c	Add lines 4a and 4b	4c	0.
5	Total expenses. Add lines 3 and 4c . (This must equal Form 990, Part I, line 18.)	5	2,583,233.

Part XIII Supplemental Information.

Provide the descriptions required for Part II, lines 3, 5, and 9; Part III, lines 1a and 4; Part IV, lines 1b and 2b; Part V, line 4; Part X, line 2; Part XI, lines 2d and 4b; and Part XII, lines 2d and 4b. Also complete this part to provide any additional information.

PART X, LINE 2:

TRC IS EXEMPT FROM INCOME TAXES ON ITS EXEMPT ACTIVITIES UNDER SECTION 501 (C) (6) OF THE INTERNAL REVENUE CODE. TRC FOLLOWS ACCOUNTING STANDARDS FOR DEALING WITH UNCERTAINTY IN ACCOUNTING FOR INCOME TAX PROVISIONS. TRC HAS DETERMINED THAT IT DOES NOT HAVE ANY MATERIAL UNRECOGNIZED TAX BENEFITS OR OBLIGATIONS AS OF DECEMBER 31, 2021. YEARS ENDING ON OR AFTER DECEMBER 31, 2018 REMAIN SUBJECT TO EXAMINATION BY FEDERAL AND STATE TAX AUTHORITIES.

SCHEDULE O
(Form 990)

Department of the Treasury
Internal Revenue Service

Supplemental Information to Form 990 or 990-EZ

Complete to provide information for responses to specific questions on
Form 990 or 990-EZ or to provide any additional information.

▶ Attach to Form 990 or Form 990-EZ.

▶ Go to www.irs.gov/Form990 for the latest information.

OMB No. 1545-0047

2021

Open to Public
Inspection

Name of the organization

THERMOSTAT RECYCLING CORPORATION

Employer identification number

54-1830284

FORM 990, PART VI, SECTION A, LINE 3:

THE ASSOCIATION APPOINTED KELLEN MANAGEMENT AS ITS AGENT TO CONDUCT THE
MANAGEMENT OF THE ASSOCIATION IN ALL ASPECTS TO INCLUDE GENERAL ACTIVITIES,
BOARD AND COMMITTEE SUPPORT, FINANCIAL MANAGEMENT, TECHNOLOGY AND WEBSITE
MANAGEMENT, MARKETING AND COMMUNICATIONS, PROGRAM MANAGEMENT, AND
REGULATORY COMPLIANCE.

FORM 990, PART VI, SECTION A, LINE 6:

INITIAL MEMBERS OF THIS CORPORATION SHALL BE WHITE-RODGERS CORPORATION AND
HONEYWELL INC. EACH SUCH CORPORATION SHALL BE DEEMED AN ORIGINAL MEMBER OF
THE CORPORATION, AND ALL CORPORATIONS MAY BE REFERRED TO COLLECTIVELY IN
THE BY-LAWS AS THE ORIGINAL MEMBERS.

FROM TIME TO TIME, THE BOARD OF DIRECTORS MAY INVITE OTHER THERMOSTAT
MANUFACTURERS TO PARTICIPATE AS MEMBERS IN THE CORPORATION. SUCH A
CORPORATION SHALL BECOME A MEMBER ONLY UPON PAYMENT OF FEES AS PROVIDED
UNDER ARTICLE VII OF THE BY-LAWS.

FORM 990, PART VI, SECTION A, LINE 7A:

THERE SHALL BE A NOMINATING COMMITTEE OF THE BOARD OF DIRECTORS, WHICH
SHALL CONSIST OF THREE DIRECTORS, ALL OF WHOM ARE EMPLOYED BY ORIGINAL
MEMBERS. ONE MONTH PRIOR TO THE ANNUAL MEETING OF THE CORPORATION, THE
NOMINATING COMMITTEE SHALL APPROVE A SLATE OF NOMINEES MEETING THE
QUALIFICATIONS SET FORTH IN SECTION 2 TO BE SUBMITTED TO THE MEMBERS FOR
ELECTION AT THE ANNUAL MEETING.

Name of the organization

THERMOSTAT RECYCLING CORPORATION

Employer identification number

54-1830284

FORM 990, PART VI, SECTION B, LINE 11B:

A COPY OF FORM 990 IS PROVIDED TO ALL GOVERNING MEMBERS BEFORE IT IS FILED.

A REASONABLE AMOUNT OF TIME IS ALLOWED FOR THE GOVERNING MEMBERS TO REVIEW
THE FORM 990 AND PROVIDE COMMENTS.

FORM 990, PART VI, SECTION C, LINE 19:

TRC MAKES ITS GOVERNING DOCUMENTS, CONFLICT OF INTEREST POLICY, AND
FINANCIAL STATEMENTS AVAILABLE TO THE PUBLIC UPON REQUEST (VIA E-MAIL OR
MAIL).

FORM 990, PART IX, LINE 11G, OTHER FEES:

CONSULTING FEES 251,870.

EVALUATIONS 16,522.

ADVOCACY 246,607.

TOTAL OTHER FEES ON FORM 990, PART IX, LINE 11G, COL A 514,999.

FORM 990, PART XII, LINE 2C

THE PROCESS HAS NOT CHANGED FROM THE PRIOR YEAR. THE BOARD OF
DIRECTORS ASSUME OVERSIGHT RESPONSIBILITY FOR THE AUDIT.

2021 DEPRECIATION AND AMORTIZATION REPORT

FORM 990 PAGE 10

990

Asset No.	Description	Date Acquired	Method	Life	C o n v	Line No.	Unadjusted Cost Or Basis	Bus % Excl	Section 179 Expense	* Reduction In Basis	Basis For Depreciation	Beginning Accumulated Depreciation	Current Sec 179 Expense	Current Year Deduction	Ending Accumulated Depreciation
1	LAPTOP	07/15/12	SL	5.00		16	1,447.				1,447.	1,447.		0.	1,447.
3	2 DELL COMPUTERS	11/21/12	SL	5.00		16	3,007.				3,007.	3,007.		0.	3,007.
4	DELL OPTIPLEX 7010 SFF	01/05/14	SL	5.00		16	1,231.				1,231.	1,231.		0.	1,231.
5	DELL COMPUTER WITH MICROPHONE	01/31/14	SL	5.00		16	1,933.				1,933.	1,933.		0.	1,933.
6	DELL LAPTOP	05/01/14	SL	5.00		16	1,221.				1,221.	1,221.		0.	1,221.
7	DELL OPTIPLEX 7010 W/22" MONITOR	10/01/14	SL	5.00		16	1,228.				1,228.	1,228.		0.	1,228.
8	SALESFORCE SOFTWARE LICENSES	12/16/16		60M		HY43	3,012.				3,012.	2,434.		578.	3,012.
9	NEW DATABASE	01/31/17		60M		HY43	81,300.				81,300.	65,040.		16,260.	81,300.
10	FIRST PIER	01/01/19		60M		HY43	159,960.				159,960.	63,984.		31,992.	95,976.
11	WEBSITE	04/01/21		36M		HY42	25,000.				25,000.			6,250.	6,250.
	* TOTAL 990 PAGE 10 DEPR & AMORT						279,339.				279,339.	141,525.		55,080.	196,605.
	CURRENT YEAR ACTIVITY														
	BEGINNING BALANCE						254,339.			0.	254,339.	141,525.			190,355.
	ACQUISITIONS						25,000.			0.	25,000.	0.			6,250.
	DISPOSITIONS/RETIRED						0.			0.	0.	0.			0.
	ENDING BALANCE						279,339.			0.	279,339.	141,525.			196,605.
	ENDING ACCUM DEPR											196,605.			

128111 04-01-21

(D) - Asset disposed

* ITC, Salvage, Bonus, Commercial Revitalization Deduction, GO Zone

FORM 990 PAGE 10

[illegible]

Form **4562**Department of the Treasury
Internal Revenue Service (99)
Name(s) shown on return**Depreciation and Amortization**
(Including Information on Listed Property)

990

OMB No. 1545-0172

2021Attachment
Sequence No. **179**

▶ Attach to your tax return.

▶ Go to www.irs.gov/Form4562 for instructions and the latest information.**THERMOSTAT RECYCLING CORPORATION****FORM 990 PAGE 10****54-1830284****Part I Election To Expense Certain Property Under Section 179** Note: If you have any listed property, complete Part V before you complete Part I.

1	Maximum amount (see instructions)	1	1,050,000.
2	Total cost of section 179 property placed in service (see instructions)	2	
3	Threshold cost of section 179 property before reduction in limitation	3	2,620,000.
4	Reduction in limitation. Subtract line 3 from line 2. If zero or less, enter -0-	4	
5	Dollar limitation for tax year. Subtract line 4 from line 1. If zero or less, enter -0-. If married filing separately, see instructions	5	
6	(a) Description of property	(b) Cost (business use only)	(c) Elected cost
7	Listed property. Enter the amount from line 29	7	
8	Total elected cost of section 179 property. Add amounts in column (c), lines 6 and 7	8	
9	Tentative deduction. Enter the smaller of line 5 or line 8	9	
10	Carryover of disallowed deduction from line 13 of your 2020 Form 4562	10	
11	Business income limitation. Enter the smaller of business income (not less than zero) or line 5	11	
12	Section 179 expense deduction. Add lines 9 and 10, but don't enter more than line 11	12	
13	Carryover of disallowed deduction to 2022. Add lines 9 and 10, less line 12	13	

Note: Don't use Part II or Part III below for listed property. Instead, use Part V.

Part II Special Depreciation Allowance and Other Depreciation (Don't include listed property.)

14	Special depreciation allowance for qualified property (other than listed property) placed in service during the tax year	14	
15	Property subject to section 168(f)(1) election	15	
16	Other depreciation (including ACRS)	16	

Part III MACRS Depreciation (Don't include listed property. See instructions.)**Section A**

17	MACRS deductions for assets placed in service in tax years beginning before 2021	17	
18	If you are electing to group any assets placed in service during the tax year into one or more general asset accounts, check here		

Section B - Assets Placed in Service During 2021 Tax Year Using the General Depreciation System

(a) Classification of property	(b) Month and year placed in service	(c) Basis for depreciation (business/investment use only - see instructions)	(d) Recovery period	(e) Convention	(f) Method	(g) Depreciation deduction
19a 3-year property						
b 5-year property						
c 7-year property						
d 10-year property						
e 15-year property						
f 20-year property						
g 25-year property			25 yrs.		S/L	
h Residential rental property	/		27.5 yrs.	MM	S/L	
i Nonresidential real property	/		39 yrs.	MM	S/L	

Section C - Assets Placed in Service During 2021 Tax Year Using the Alternative Depreciation System

20a Class life					S/L	
b 12-year			12 yrs.		S/L	
c 30-year	/		30 yrs.	MM	S/L	
d 40-year	/		40 yrs.	MM	S/L	

Part IV Summary (See instructions.)

21	Listed property. Enter amount from line 28	21	
22	Total. Add amounts from line 12, lines 14 through 17, lines 19 and 20 in column (g), and line 21. Enter here and on the appropriate lines of your return. Partnerships and S corporations - see instr.	22	0.
23	For assets shown above and placed in service during the current year, enter the portion of the basis attributable to section 263A costs	23	

Part V Listed Property (Include automobiles, certain other vehicles, certain aircraft, and property used for entertainment, recreation, or amusement.)**Note:** For any vehicle for which you are using the standard mileage rate or deducting lease expense, complete only 24a, 24b, columns (a) through (c) of Section A, all of Section B, and Section C if applicable.**Section A - Depreciation and Other Information (Caution: See the instructions for limits for passenger automobiles.)****24a** Do you have evidence to support the business/investment use claimed? ☐ Yes ☐ No **24b** If "Yes," is the evidence written? ☐ Yes ☐ No

(a) Type of property (list vehicles first)	(b) Date placed in service	(c) Business/ investment use percentage	(d) Cost or other basis	(e) Basis for depreciation (business/investment use only)	(f) Recovery period	(g) Method/ Convention	(h) Depreciation deduction	(i) Elected section 179 cost
25 Special depreciation allowance for qualified listed property placed in service during the tax year and used more than 50% in a qualified business use							25	
26 Property used more than 50% in a qualified business use:								
		%						
		%						
		%						
27 Property used 50% or less in a qualified business use:								
		%				S/L -		
		%				S/L -		
		%				S/L -		
28 Add amounts in column (h), lines 25 through 27. Enter here and on line 21, page 1							28	
29 Add amounts in column (i), line 26. Enter here and on line 7, page 1							29	

Section B - Information on Use of Vehicles

Complete this section for vehicles used by a sole proprietor, partner, or other "more than 5% owner," or related person. If you provided vehicles to your employees, first answer the questions in Section C to see if you meet an exception to completing this section for those vehicles.

	(a) Vehicle	(b) Vehicle	(c) Vehicle	(d) Vehicle	(e) Vehicle	(f) Vehicle
30 Total business/investment miles driven during the year (don't include commuting miles)						
31 Total commuting miles driven during the year						
32 Total other personal (noncommuting) miles driven						
33 Total miles driven during the year. Add lines 30 through 32						
34 Was the vehicle available for personal use during off-duty hours?	Yes	No	Yes	No	Yes	No
35 Was the vehicle used primarily by a more than 5% owner or related person?						
36 Is another vehicle available for personal use?						

Section C - Questions for Employers Who Provide Vehicles for Use by Their EmployeesAnswer these questions to determine if you meet an exception to completing Section B for vehicles used by employees who **aren't** more than 5% owners or related persons.

	Yes	No
37 Do you maintain a written policy statement that prohibits all personal use of vehicles, including commuting, by your employees?		
38 Do you maintain a written policy statement that prohibits personal use of vehicles, except commuting, by your employees? See the instructions for vehicles used by corporate officers, directors, or 1% or more owners		
39 Do you treat all use of vehicles by employees as personal use?		
40 Do you provide more than five vehicles to your employees, obtain information from your employees about the use of the vehicles, and retain the information received?		
41 Do you meet the requirements concerning qualified automobile demonstration use?		

Note: If your answer to 37, 38, 39, 40, or 41 is "Yes," don't complete Section B for the covered vehicles.**Part VI Amortization**

(a) Description of costs	(b) Date amortization begins	(c) Amortizable amount	(d) Code section	(e) Amortization period or percentage	(f) Amortization for this year
42 Amortization of costs that begins during your 2021 tax year:					
WEBSITE	040121	25,000.		36M	6,250.
43 Amortization of costs that began before your 2021 tax year					43
44 Total. Add amounts in column (f). See the instructions for where to report					44
					48,830.
					55,080.

Power of Attorney and Declaration of Representative

OMB No. 1545-0150

For IRS Use Only

Received by:

Name _____

Telephone _____

Function _____

Date / /

► Go to www.irs.gov/Form2848 for instructions and the latest information.

Part I Power of Attorney

Caution: A separate Form 2848 must be completed for each taxpayer. Form 2848 will not be honored for any purpose other than representation before the IRS.

1 Taxpayer information. Taxpayer must sign and date this form on page 2, line 7.

Taxpayer name and address

THERMOSTAT RECYCLING CORPORATION
355 LEXINGTON AVENUE, 15TH FLOOR
NEW YORK, NY 10017

Taxpayer identification number(s)

54-1830284

Daytime telephone number

212-297-2105

Plan number (if applicable)

hereby appoints the following representative(s) as attorney(s)-in-fact:

2 Representative(s) must sign and date this form on page 2, Part II.

Name and address

JEFFREY A. SMITH, CPA
4114 LEGATO RD, 5TH FLOOR
FAIRFAX, VA 22033

Check if to be sent copies of notices and communications ☐

CAF No. 2605-49480R

PTIN P00139935

Telephone No. 703-591-5200

Fax No. 703-385-3572

Check if new: Address ☐ Telephone No. ☐ Fax No. ☐

Name and address

AMY M. GINN, CPA
4114 LEGATO RD, 5TH FLOOR
FAIRFAX, VA 22033

Check if to be sent copies of notices and communications ☐

CAF No. 0314-12941R

PTIN P01269593

Telephone No. 703-591-5200

Fax No. 703-385-3572

Check if new: Address ☐ Telephone No. ☐ Fax No. ☐

Name and address

CAF No. _____

PTIN _____

Telephone No. _____

Fax No. _____

(Note: IRS sends notices and communications to only two representatives.)

Check if new: Address ☐ Telephone No. ☐ Fax No. ☐

Name and address

CAF No. _____

PTIN _____

Telephone No. _____

Fax No. _____

(Note: IRS sends notices and communications to only two representatives.)

Check if new: Address ☐ Telephone No. ☐ Fax No. ☐

to represent the taxpayer before the Internal Revenue Service and perform the following acts:

3 Acts authorized (you are required to complete line 3). Except for the acts described in line 5b, I authorize my representative(s) to receive and inspect my confidential tax information and to perform acts I can perform with respect to the tax matters described below. For example, my representative(s) shall have the authority to sign any agreements, consents, or similar documents (see instructions for line 5a for authorizing a representative to sign a return).

Description of Matter (Income, Employment, Payroll, Excise, Estate, Gift, Whistleblower, Practitioner Discipline, PLR, FOIA, Civil Penalty, Sec. 4980H Shared Responsibility Payment, etc.) (see instructions)	Tax Form Number (1040, 941, 720, etc.) (if applicable)	Year(s) or Period(s) (if applicable) (see instructions)
INCOME TAX	FORM 990	2019, 2020, 2021

4 Specific use not recorded on the Centralized Authorization File (CAF). If the power of attorney is for a specific use not recorded on CAF, check

this box. See *Line 4. Specific Use Not Recorded on CAF* in the instructions ☐

5a Additional acts authorized. In addition to the acts listed on line 3 above, I authorize my representative(s) to perform the following acts (see instructions for line 5a for more information): ☐ Access my IRS records via an Intermediate Service Provider;

☐ Authorize disclosure to third parties; ☐ Substitute or add representative(s); ☐ Sign a return; _____

☐ Other acts authorized: _____

- b Specific acts not authorized.** My representative(s) is (are) not authorized to endorse or otherwise negotiate any check (including directing or accepting payment by any means, electronic or otherwise, into an account owned or controlled by the representative(s) or any firm or other entity with whom the representative(s) is (are) associated) issued by the government in respect of a federal tax liability.
List any other specific deletions to the acts otherwise authorized in this power of attorney (see instructions for line 5b): _____

- 6 Retention/revocation of prior power(s) of attorney.** The filing of this power of attorney automatically revokes all earlier power(s) of attorney on file with the Internal Revenue Service for the same matters and years or periods covered by this form. If you **do not** want to revoke a prior power of attorney, check here _____ ☐

YOU MUST ATTACH A COPY OF ANY POWER OF ATTORNEY YOU WANT TO REMAIN IN EFFECT.

- 7 Taxpayer declaration and signature.** If a tax matter concerns a year in which a joint return was filed, each spouse must file a separate power of attorney even if they are appointing the same representative(s). If signed by a corporate officer, partner, guardian, tax matters partner, partnership representative (or designated individual, if applicable), executor, receiver, administrator, trustee, or individual other than the taxpayer, I certify I have the legal authority to execute this form on behalf of the taxpayer.

► **IF NOT COMPLETED, SIGNED, AND DATED, THE IRS WILL RETURN THIS POWER OF ATTORNEY TO THE TAXPAYER.**

Signature

Date

Title (if applicable)

Print name

Print name of taxpayer from line 1 if other than individual

Part II Declaration of Representative

Under penalties of perjury, by my signature below I declare that:

- I am not currently suspended or disbarred from practice, or ineligible for practice, before the Internal Revenue Service;
- I am subject to regulations in Circular 230 (31 CFR, Subtitle A, Part 10), as amended, governing practice before the Internal Revenue Service;
- I am authorized to represent the taxpayer identified in Part I for the matter(s) specified there; and
- I am one of the following:
 - a Attorney - a member in good standing of the bar of the highest court of the jurisdiction shown below.
 - b Certified Public Accountant - a holder of an active license to practice as a certified public accountant in the jurisdiction shown below.
 - c Enrolled Agent - enrolled as an agent by the IRS per the requirements of Circular 230.
 - d Officer - a bona fide officer of the taxpayer organization.
 - e Full-Time Employee - a full-time employee of the taxpayer.
 - f Family Member - a member of the taxpayer's immediate family (spouse, parent, child, grandparent, grandchild, step-parent, step-child, brother, or sister).
 - g Enrolled Actuary - enrolled as an actuary by the Joint Board for the Enrollment of Actuaries under 29 U.S.C. 1242 (the authority to practice before the IRS is limited by section 10.3(d) of Circular 230).
 - h Unenrolled Return Preparer - Authority to practice before the IRS is limited. An unenrolled return preparer may represent, provided the preparer (1) prepared and signed the return or claim for refund (or prepared if there is no signature space on the form); (2) was eligible to sign the return or claim for refund; (3) has a valid PTIN; and (4) possesses the required Annual Filing Season Program Record of Completion(s). **See Special Rules and Requirements for Unenrolled Return Preparers in the instructions for additional information.**
 - k Qualifying Student or Law Graduate - receives permission to represent taxpayers before the IRS by virtue of his/her status as a law, business, or accounting student, or law graduate working in a LITC or STCP. See instructions for Part II for additional information and requirements.
 - r Enrolled Retirement Plan Agent - enrolled as a retirement plan agent under the requirements of Circular 230 (the authority to practice before the Internal Revenue Service is limited by section 10.3(e)).

► **IF THIS DECLARATION OF REPRESENTATIVE IS NOT COMPLETED, SIGNED, AND DATED, THE IRS WILL RETURN THE POWER OF ATTORNEY. REPRESENTATIVES MUST SIGN IN THE ORDER LISTED IN PART I, LINE 2.**

Note: For designations d-f, enter your title, position, or relationship to the taxpayer in the "Licensing jurisdiction" column.

Designation - Insert above letter (a-r).	Licensing jurisdiction (State) or other licensing authority (if applicable)	Bar, license, certification, registration, or enrollment number (if applicable)	Signature	Date
B	VIRGINIA	9035		
B	VIRGINIA	47064		

**Massachusetts
2022 Miss You Calls**

Location Type	Account	Location: Name	Street	City	State	Zip Code	Subject	Activity Date
HHW	Dept Of Public Works	Dept Of Public Works	1000 Suffield Street	Agawam	MA	01001	Miss You Call	8/29/2022
HHW	Amherst Transfer Station	Town Of Amherst D.P.W.	740 Belchertown Road	Amherst	MA	01002	Miss You Call	8/29/2022
HHW	Anthol Board Of Health	Anthol Board Of Health	584 MAIN STREET	ANTHOL	MA	01331	Miss You Call	8/16/2022
Wholesaler	F.W. Webb	F.W. Webb	43 Sword Street	Auburn	MA	01501	Miss You Call	8/24/2022
Wholesaler	WatSCO	Homans Associates	101 B Millbury Street	Auburn	MA	01501	Miss You Call	8/24/2022
Wholesaler	Covanta - Semass	Brockton Furnace & Duct Distributors Inc.	54 Bodwell Street	Avon	MA	02322	Miss You Call	8/29/2022
HHW	Belchertown Dept Of Public Works	Belchertown Dept Of Public Works	290 Jackson Street	Belchertown	MA	01007	Miss You Call	8/29/2022
Wholesaler	F.W. Webb	F.W. Webb	37 South Maple Street	Bellingham	MA	02019	Miss You Call	8/29/2022
Wholesaler	Bell Simons	The Bell Pump Company	364 RANTOUL ST.	BEVERLY	MA	01915	Miss You Call	8/15/2022
Wholesaler	The Portland Group	The Portland Group	82 Gerard Street	Boston	MA	02119	Miss You Call	8/24/2022
Wholesaler	F.W. Webb	F.W. Webb	307 Dorchester Avenue	Boston	MA	02127	Miss You Call	8/29/2022
HVAC Contractor	Muirfield Mechanical	Muirfield Mechanical	80 Littlefield Road	Boxborough	MA	01719	Miss You Call	8/29/2022
Wholesaler	Covanta - Semass	The Simons Company	55 MESSINA DRIVE	BRAINTREE	MA	02184	Miss You Call	8/15/2022
Wholesaler	Covanta - Semass	Trane Supply	100 Messina Drive	Braintree	MA	02184	Miss You Call	8/29/2022
Wholesaler	Covanta - Semass	Delta T Distributing Bridgewater	20 SCOTLAND BLVD 7	BRIDGEWATER	MA	02324	Miss You Call	8/16/2022
Wholesaler	Ferguson	Ferguson	121 N. Beacon St.	Brighton	MA	02135	Miss You Call	8/17/2022
Wholesaler	F.W. Webb	F.W. Webb	60 Industrial Blvd	Brockton	MA	02301	Miss You Call	8/29/2022
HHW	Dept Of Public Works	Dept Of Public Works	147 HAMPSHIRE STREET	CAMBRIDGE	MA	02139	Miss You Call	8/29/2022
HVAC Contractor	Honeywell	Honeywell Sgs	65 Shawmut Road	Canton	MA	02021	Miss You Call	8/17/2022
HVAC Contractor	Covanta - Semass	Drt Heating	3239 Route 28A	Cataumet	MA	02534	Miss You Call	8/15/2022
Wholesaler	Bell Simons	The Simons Company	10 TEMPLE STREET	CHARLESTOWN	MA	02129	Miss You Call	8/15/2022
HVAC Contractor	Milltown Plumbing & Heating	Milltown Plumbing & Heating	131 Steadman St.	Chelmsford	MA	01824	Miss You Call	8/15/2022
Wholesaler	Alliance Express	Alliance Express	11 Broad way	Chelsea	MA	02150	Miss You Call	8/16/2022
HHW	Concord Public Works	Concord Public Works	133 KEYES RD	CONCORD	MA	01742	Miss You Call	8/16/2022
HHW	Devens Regional Hhw Collection Center	Devens Regional Hhw Collection Center	9 Cook Street	Devens	MA	01450	Miss You Call	8/15/2022
Wholesaler	Plumber's Supply	Plumber's Supply	555 Rodman St	Fall River	MA	02721	Miss You Call	5/26/2022
Wholesaler	Plumber's Supply	Plumber's Supply	555 Rodman St	Fall River	MA	02721	Miss You Call	7/21/2022
Wholesaler	WatSCO	Carrier Enterprise	599 Commerce Street	Fall River	MA	02721	Miss You Call	8/24/2022
Wholesaler	Bell Simons	The Bell Pump Company	56 DANIELS STREET	FITCHBURG	MA	01420	Miss You Call	8/15/2022
General Contractor	Interstate Refrigerant Recovery, Inc.	Interstate Refrigerant Recovery, Inc.	12 Morse Pl	Foxboro	MA	02035	Miss You Call	8/15/2022
Wholesaler	The Portland Group	The Portland Group	390 Franklin Street	Framingham	MA	01702	Miss You Call	8/24/2022
Wholesaler	Ferguson	Ferguson	22 National Drive	Franklin	MA	02038	Miss You Call	8/17/2022
HHW	Board Of Health	Granby Board Of Health	215B West State Street	GRANBY	MA	01033	Miss You Call	8/29/2022
Wholesaler	Berkshire County Plumbing Supply	Berkshire County Plumbing Supply	305 STOCKBRIDGE RD	GREAT BARRINGTON	MA	01230	Miss You Call	8/16/2022
Wholesaler	Plimpton & Hills Corp	Plimpton & Hills Corp.	10 Crissey Road	Great Barrington	MA	01230	Miss You Call	8/17/2022
Wholesaler	S&A Supply	S&A Supply	20 Maple Ave	Great Barrington	MA	01230	Miss You Call	8/17/2022
Wholesaler	Franklin County Plbg	Franklin County Plbg	340 Chapman Street	GREENFIELD	MA	01301	Miss You Call	8/24/2022
HHW	Greenfield Department Of Works	Greenfield Department Of Works	14 COURT SQUARE	GREENFIELD	MA	01301	Miss You Call	8/24/2022
Wholesaler	Rivervalley Supply Co	Rivervalley Supply Co	472 RIVER STREET	HAVERHILL	MA	01831	Miss You Call	8/24/2022
Wholesaler	S.G. Torrice Co	S. G. Torrice Corp	71 BODICK ROAD	HYANNIS	MA	02601	Miss You Call	8/16/2022
Wholesaler	WatSCO	Carrier Enterprise	192 Airport Road	Hyannis	MA	02601	Miss You Call	8/24/2022
HVAC Contractor	Morris Heating & Air	Morris Heating & Air	56 Mitchell Road	Ipswich	MA	01938	Miss You Call	8/29/2022
Wholesaler	The Granite Group	The Granite Group	320 HAMILTON ST	Leominster	MA	01453	Miss You Call	8/15/2022
HVAC Contractor	Nashoba Air & Boilerworks	Nashoba Air & Boilerworks	527 Great Rd.	Littleton	MA	01460	Miss You Call	8/15/2022
Wholesaler	The Granite Group	The Granite Group	1035 WESTFORD ST	Lowell	MA	01851	Miss You Call	8/15/2022
Wholesaler	Ferguson	Ferguson	400 Lynnway	Lynn	MA	01903	Miss You Call	8/17/2022
Wholesaler	Sid Harvey	Sid Harvey	18 Green St.	Malden	MA	02148	Miss You Call	8/24/2022
Wholesaler	F.W. Webb	F.W. Webb	700 Broadway	Malden	MA	02148	Miss You Call	8/29/2022
Wholesaler	S.G. Torrice Co	S. G. Torrice Corp	600 West St.	Mansfield	MA	02048	Miss You Call	8/16/2022
HVAC Contractor	Covanta - Semass	The Comfort Man	67 Industrial Drive	Mashpee	MA	02649	Miss You Call	8/15/2022
Wholesaler	Covanta - Semass	Ferguson	106 Falmouth Road	Mashpee	MA	02649	Miss You Call	8/17/2022
Wholesaler	Johnstone Supply	Johnstone Supply 447	91 Hicks Ave	MEDFORD	MA	02155	Miss You Call	8/16/2022
Wholesaler	The Portland Group	The Portland Group	74 Mystic Avenue	Medford	MA	02155	Miss You Call	8/24/2022
Wholesaler	R. E. Michel Co.	R.E. Michel Company, Inc	63 HICKS AVENUE	MEDFORD	MA	02155	Miss You Call	8/17/2022
Wholesaler	WatSCO	Carrier Enterprise - Homans	57 Hicks Ave.	Medford	MA	02155	Miss You Call	8/17/2022
Wholesaler	F.W. Webb	F.W. Webb	98 Lindbergh Avenue	Methuen	MA	01844	Miss You Call	8/29/2022
HVAC Contractor	All-Temp	All-Temp	16 Pond Street	Milford	MA	01757	Miss You Call	8/29/2022
Wholesaler	Ferguson	Ferguson	64 Worcester Road	Natick	MA	01760	Miss You Call	8/17/2022
Wholesaler	Bell Simons	Simon's Supply Co Inc	770 MT. PLEASANT ST	NEW BEDFORD	MA	02745	Miss You Call	8/16/2022
Wholesaler	Dugan Supply	Dugan Supply	9 GRAF ROAD	NEWBURY PORT	MA	01950	Miss You Call	8/29/2022
Wholesaler	The Portland Group	The Portland Group	224 Needham Street	Newton	MA	02464	Miss You Call	8/24/2022
Wholesaler	Ferguson	Ferguson	56 Ramsdell St.	Newton	MA	02461	Miss You Call	8/17/2022

**Massachusetts
2022 Miss You Calls**

Wholesaler	Security Supply Co	Security Supply Co	65 WALDEN ST	NORTH ADAMS	MA	01247	Miss You Call	8/15/2022
Wholesaler	The Portland Group	The Portland Group	74 SALEM ROAD	NORTH BILLERICA	MA	01862	Miss You Call	8/15/2022
HHW	Town Of Dighton	Town Of Dighton	979 Somerset Avenue	North Dighton	MA	02764	Miss You Call	8/17/2022
HHW	Dept Of Public Works	Dept Of Public Works	125 Locust Street	Northampton	MA	01060	Miss You Call	8/29/2022
Wholesaler	Bell Simons	Bell Simons Co	1127 SOUTH MAIN	PALMER	MA	01069	Miss You Call	8/17/2022
Wholesaler	S.G. Torrice Co	S. G. Torrice Corp	1 First Ave	PEABODY	MA	01960	Miss You Call	8/16/2022
Wholesaler	Center For Ecological Technology	Center For Ecological Technology	112 ELM STREET	PITTSFIELD	MA	01201	Miss You Call	8/17/2022
HVAC Contractor	O'Connell's Oil Associates Inc.	O'Connell's Oil Associates Inc.	545 MERRILL RD.	PITTSFIELD	MA	01202	Miss You Call	8/16/2022
Wholesaler	S&A Supply	S&A Supply	1311 EAST STREET	PITTSFIELD	MA	01201	Miss You Call	8/16/2022
Wholesaler	Plimpton & Hills Corp	Plimpton & Hills Corp.	28 Yorkshire Avenue	Pittsfield	MA	01201	Miss You Call	8/17/2022
Wholesaler	F.W. Webb	F.W. Webb	35 Commercial Street	Pittsfield	MA	01201	Miss You Call	8/29/2022
Wholesaler	Covanta - Semass	Simon's Supply Co Inc	6 APOLLO 11 ROAD	PLYMOUTH	MA	02360	Miss You Call	8/16/2022
HHW	Town Of Plympton	Town Of Plympton	23 Palmer Road	Plympton	MA	02367	Miss You Call	8/17/2022
Wholesaler	S.G. Torrice Co	S. G. Torrice Corp	81 YORK AVENUE	RANDOLPH	MA	02368	Miss You Call	8/16/2022
HHW	Board Of Health	Rowley Board Of Health	139 Central Street	Rowley	MA	01969	Miss You Call	8/29/2022
Retailer	Covanta - Semass	Anchor Hardware	267 Cotuit Rd., St 2	Sandwich	MA	02563	Miss You Call	8/24/2022
Wholesaler	Abco Hvacr Supply	Abco Hvacr Supply-Boston	10 FIRST AVE.	SOMERVILLE	MA	02143	Miss You Call	8/16/2022
Wholesaler	United Refrigeration	United Refrigeration 37	69 Innerbelt Road	Somerville	MA	02143	Miss You Call	8/16/2022
HVAC Contractor	Covanta - Semass	Hall Plumbing And Heating	447 Old Chatham Rd.	South Dennis	MA	02660	Miss You Call	8/15/2022
Wholesaler	South Shore Heating & Cooling	South Shore Heating & Cooling	57 White's Path	South Yarmouth	MA	02664	Miss You Call	8/15/2022
Wholesaler	Bell Simons	The Simons Company	150 CORDAVILLE RD.	SOUTHBOROUGH	MA	01772	Miss You Call	8/15/2022
Wholesaler	Trane	Trane Supply	90 Carando Drive	Springfield	MA	01104	Miss You Call	8/29/2022
Wholesaler	Plimpton & Hills Corp	Plimpton & Hills Corp.	25 Mill River Lane	Springfield	MA	01105	Miss You Call	8/17/2022
Wholesaler	F.W. Webb	F.W. Webb	145 Performance Blvd	Springfield	MA	01104	Miss You Call	8/29/2022
Wholesaler	Bell Simons	Bell Simons Co	545 ST. JAMES AVENUE	SPRINGFIELD	MA	01109	Miss You Call	8/17/2022
HVAC Contractor	Hurley & David Inc	Hurley & David Inc	90 Fisk Ave	Springfield	MA	01107	Miss You Call	8/29/2022
Wholesaler	United Refrigeration	United Refrigeration	259 PAGE BLVD	SPRINGFIELD	MA	01104	Miss You Call	8/17/2022
Wholesaler	Watsco	Carrier Enterprise	467 Cottage Street	Springfield	MA	01104	Miss You Call	8/24/2022
Wholesaler	United Refrigeration	United Refrigeration	230 JOHN HANCOCK ROAD	TAUNTON	MA	02780	Miss You Call	8/17/2022
HHW	Board Of Health	Board Of Health	272 Main Street	Townsend	MA	01469	Miss You Call	8/29/2022
Wholesaler	Avon Supply Co. Inc	Avon Supply Co. Inc	123 FOUNDRY ST	WAKEFIELD	MA	01880	Miss You Call	8/15/2022
HHW	William Lee Memorial Town Hall	William Lee Memorial Town Hall	1 LAFAYETTE STREET	WAKEFIELD	MA	01880	Miss You Call	8/17/2022
Wholesaler	Avon Supply	Avon Supply	123 Foundry Street	Wakefield	MA	01880	Miss You Call	8/24/2022
Wholesaler	Delta T Distributors	Delta T Distributing Waltham	301 2ND AVE	WALTHAM	MA	02453	Miss You Call	8/16/2022
HVAC Contractor	P.R. Douglas Co., Inc.	P.R. Douglas Co., Inc.	33 Calvary Street	Waltham	MA	02453	Miss You Call	8/17/2022
Wholesaler	F.W. Webb	F.W. Webb	33 Grove Street	Watertown	MA	02472	Miss You Call	8/29/2022
HVAC Contractor	Covanta - Semass	Mcdonnell Mechanical Services	79 School Street	West Dennis	MA	02670	Miss You Call	8/15/2022
HVAC Contractor	Harwich Port Heating & Cooling	Harwich Port Heating & Cooling	287 Route 28	West Harwich	MA	02671	Miss You Call	8/15/2022
Wholesaler	The Portland Group	The Portland Group	20 Westwood Street	West Newton	MA	02465	Miss You Call	8/24/2022
Wholesaler	Sid Harvey	Sid Harvey Industries	8 Capital Drive	West Springfield	MA	01089	Miss You Call	8/16/2022
HVAC Contractor	Covanta - Semass	Covanta Semass	141 CRANBERRY HWY.	WEST WAREHAM	MA	02576	Miss You Call	8/16/2022
HHW	Westport Board Of Health	Westport Board Of Health	856 MAIN ROAD	WESTPORT	MA	02790	Miss You Call	8/17/2022
Wholesaler	Control Consultants	Control Consultants	242 LIBBEY INDUSTRIAL PKWY	WEYMOUTH	MA	02189	Miss You Call	8/16/2022
Wholesaler	Watsco	Carrier Enterprise - Homans Associates	250 Ballardvale Street	Wilmington	MA	01887	Miss You Call	8/24/2022
HHW	Recycling Center	Recycling Center	100 KENNEDY DRIVE	WINTHROP	MA	02152	Miss You Call	8/24/2022
Wholesaler	Trane	Trane Supply	96E Commerce Way	Woburn	MA	01801	Miss You Call	8/29/2022
Wholesaler	Watsco	Carrier Enterprise	130 Commerce Way	Woburn	MA	01801	Miss You Call	8/24/2022
Wholesaler	Johnstone Supply	Johnstone Supply Of Worcester	4 Quinsigamond Ave.	Worcester	MA	01608	Miss You Call	8/17/2022
Wholesaler	The Portland Group	The Portland Group	660 Lincoln Street	Worcester	MA	01605	Miss You Call	8/24/2022

**Massachusetts
2022 Site Visits**

Location Type	Account	Location: Name	Street	City	State	Zip Code	Subject	Activity Date
Wholesaler	Covanta - Semass	Carrier Enterprise	655 Bodwell Street Ext.	Avon	MA	02322	Site Visit	6/23/2022
Wholesaler	Covanta - Semass	Robinson Supply Company	284 Bodwell Street	Avon	MA	02322	Site Visit	6/23/2022
Wholesaler	Covanta - Semass	The Simons Company	55 MESSINA DRIVE	BRAINTREE	MA	02184	Site Visit	6/23/2022
Wholesaler	Covanta - Semass	United Refrigeration 46	65 Bay State Drive	Braintree	MA	02184	Site Visit	6/23/2022
Wholesaler	Covanta - Semass	Carrier Enterprise	78 River Street	Braintree	MA	02184	Site Visit	6/22/2022
Wholesaler	Covanta - Semass	Trane Supply	100 Messina Drive	Braintree	MA	02184	Site Visit	6/22/2022
Wholesaler	Covanta - Semass	Delta T Distributing Bridgewater	20 SCOTLAND BLVD 7	BRIDGEWATER	MA	02324	Site Visit	6/23/2022
Wholesaler	Air Purchases Inc	Air Purchases Inc.	1100 Pearl St 2	BROCKTON	MA	02301	Site Visit	6/22/2022
Wholesaler	Air Purchases Inc	Air Purchases Inc.	85 Commerce Way	Dedham	MA	02026	Site Visit	6/22/2022
Wholesaler	F.W. Webb	F.W. Webb	45 Commerce Way	Dedham	MA	02026	Site Visit	6/22/2022
Wholesaler	Plumber's Supply	Plumber's Supply	555 Rodman St	Fall River	MA	02721	Site Visit	11/14/2022
Wholesaler	Covanta - Semass	F.W. Webb	171 Worcester Court	Falmouth	MA	02540	Site Visit	6/24/2022
Wholesaler	Covanta - Semass	Snow & Jones	149 Katherine Lee Bates Rd.	Falmouth	MA	02540	Site Visit	6/24/2022
Wholesaler	F.W. Webb	F.W. Webb Co.	51 GREAT REPUBLIC DRIVE	GLOUCESTER	MA	01930	Site Visit	6/27/2022
Wholesaler	Rivervalley Supply Co	Rivervalley Supply Co	472 RIVER STREET	HAVERHILL	MA	01831	Site Visit	6/23/2022
Wholesaler	The Portland Group	The Portland Group	472 River Street	Haverhill	MA	01832	Site Visit	6/23/2022
Wholesaler	Covanta - Semass	F.W. Webb	45 Park Pond Road	Hingham	MA	02043	Site Visit	6/22/2022
Wholesaler	Air Purchases Inc	Air Purchases Inc.	68 Cit Avenue	Hyannis	MA	02601	Site Visit	6/21/2022
Wholesaler	S.G. Torrice Co	S. G. Torrice Corp	71 BODICK ROAD	HYANNIS	MA	02601	Site Visit	6/21/2022
Wholesaler	Robinson Supply Company	Daikin Comfort Tech	35 CIT Avenue	Hyannis	MA	02601	Site Visit	6/21/2022
Wholesaler	Bell Simons	The Simons Company	105D FERNDON STREET	HYANNIS	MA	02601	Site Visit	6/21/2022
Wholesaler	Covanta - Semass	F.W. Webb	108 Breeds Hill Road	Hyannis	MA	02601	Site Visit	6/21/2022
Wholesaler	Watsco	Carrier Enterprise	192 Airport Road	Hyannis	MA	02601	Site Visit	6/21/2022
Wholesaler	Ferguson	Ferguson	400 Lynnway	Lynn	MA	01903	Site Visit	6/27/2022
Wholesaler	Covanta - Semass	Ferguson	106 Falmouth Road	Mashpee	MA	02649	Site Visit	6/21/2022
Wholesaler	F.W. Webb	F.W. Webb	98 Lindbergh Avenue	Methuen	MA	01844	Site Visit	6/23/2022
Wholesaler	United Refrigeration	United Refrigeration V0	59 Wexford Street	Needham	MA	02494	Site Visit	6/22/2022
Wholesaler	Dugan Supply	Dugan Supply	9 GRAF ROAD	NEWBURY PORT	MA	01950	Site Visit	6/27/2022
Wholesaler	Northampton Plbg Sup	Northampton Plbg Sup	168 INDUSTRIAL DR	NORTHAMPTON	MA	01062	Site Visit	6/24/2022
Wholesaler	S.G. Torrice Co	S. G. Torrice Corp	1 First Ave	PEABODY	MA	01960	Site Visit	6/27/2022
Wholesaler	Covanta - Semass	Simon's Supply Co Inc	6 APOLLO 11 ROAD	PLYMOUTH	MA	02360	Site Visit	6/23/2022
Wholesaler	Covanta - Semass	F.W. Webb	39 Prestige Way	Plymouth	MA	02360	Site Visit	6/23/2022
Wholesaler	S.G. Torrice Co	S. G. Torrice Corp	81 YORK AVENUE	RANDOLPH	MA	02368	Site Visit	6/23/2022
Wholesaler	The Portland Group	The Portland Group	350 Richmond Street	Raynham	MA	02767	Site Visit	6/21/2022
Wholesaler	F.W. Webb	F.W. Webb Co.	295 BRIDGE STREET	SALEM	MA	01970	Site Visit	6/27/2022
Retailer	Covanta - Semass	Anchor Hardware	267 Cotuit Rd., St 2	Sandwich	MA	02563	Site Visit	6/21/2022
Wholesaler	Covanta - Semass	Snow And Jones Supply	9 Jim Sebastian Way, Unit 11	Sandwich	MA	02563	Site Visit	6/21/2022
Wholesaler	Plumber's Supply	Plumber's Supply	10 Dana Street	Taunton	MA	02780	Site Visit	6/21/2022
Wholesaler	Control Consultants	Control Consultants	242 LIBBEY INDUSTRIAL PKWY	WEYMOUTH	MA	02189	Site Visit	6/22/2022
Wholesaler	Weymouth Winair	Weymouth Winair	106 Finnell Drive	Weymouth	MA	02188	Site Visit	2/22/2022

Massachusetts

2022 Collection Location Container Requests

Bin Assignment Date	Bin: Bin Bar Code	Name	Location Type	Street	City	State	Zip Code	County
1/14/2022	M21858	Barnstable Transfer Station	HHW	45 Flint Street	Marstons Mills	MA	02648	Barnstable
3/8/2022	M21892	Johnstone Supply	Wholesaler	50 RocSam Park Road	Braintree	MA	02184	Norfolk
4/21/2022	M21915	Bell Simons Co	Wholesaler	559 CAMBRIDGE STREET	WORCESTER	MA	01610	Worcester
5/11/2022	M21917	Home Works Energy Inc.	HVAC Contractor	2 D Gill St.	Woburn	MA	01801	Middlesex
5/11/2022	M21918	Home Works Energy Inc.	HVAC Contractor	2 D Gill St.	Woburn	MA	01801	Middlesex
5/11/2022	M21919	Home Works Energy Inc.	HVAC Contractor	2 D Gill St.	Woburn	MA	01801	Middlesex
5/27/2022	M21925	Johnstone Supply Co	Wholesaler	105 Avocado Street	Springfield	MA	01104	Hampden
7/21/2022	M21952	Seekonk Public Works	HHW	871 TAUNTON AVE	SEEKONK	MA	02771	Bristol
9/12/2022	M21966	William Lee Memorial Town Hall	HHW	1 LAFAYETTE STREET	WAKEFIELD	MA	01880	Middlesex
9/12/2022	M21969	The Portland Group	Wholesaler	660 Lincoln Street	Worcester	MA	01605	Worcester
9/12/2022	M21971	Home Works Energy Inc.	HVAC Contractor	61 Tosca Drive	Stoughton	MA	02072	Norfolk
9/12/2022	M21972	Home Works Energy Inc.	HVAC Contractor	61 Tosca Drive	Stoughton	MA	02072	Norfolk
9/12/2022	M21973	Home Works Energy Inc.	HVAC Contractor	61 Tosca Drive	Stoughton	MA	02072	Norfolk
9/12/2022	M21974	Home Works Energy Inc.	HVAC Contractor	61 Tosca Drive	Stoughton	MA	02072	Norfolk
9/12/2022	M21975	Home Works Energy Inc.	HVAC Contractor	61 Tosca Drive	Stoughton	MA	02072	Norfolk
9/12/2022	M21976	Home Works Energy Inc.	HVAC Contractor	61 Tosca Drive	Stoughton	MA	02072	Norfolk
9/12/2022	M21977	Home Works Energy Inc.	HVAC Contractor	61 Tosca Drive	Stoughton	MA	02072	Norfolk
9/12/2022	M21978	Home Works Energy Inc.	HVAC Contractor	61 Tosca Drive	Stoughton	MA	02072	Norfolk
9/12/2022	M21979	Home Works Energy Inc.	HVAC Contractor	61 Tosca Drive	Stoughton	MA	02072	Norfolk
9/12/2022	M21980	Home Works Energy Inc.	HVAC Contractor	61 Tosca Drive	Stoughton	MA	02072	Norfolk
9/12/2022	M21985	Home Works Energy Inc.	HVAC Contractor	2510 Cranberry Hwy	Wareham	MA	02571	Plymouth
9/22/2022	M21988	Home Works Energy Inc.	HVAC Contractor	357 Cottage Street	Springfield	MA	01104	Hampden
9/22/2022	M21989	Home Works Energy Inc.	HVAC Contractor	357 Cottage Street	Springfield	MA	01104	Hampden
12/2/2022	M22024	F.W Webb Company	Wholesaler	915 Church Street	New Bedford	MA	02745	Bristol
12/23/2022	M22044	Home Works Energy Inc.	HVAC Contractor	357 Cottage Street	Springfield	MA	01104	Hampden
12/23/2022	M22045	Home Works Energy Inc.	HVAC Contractor	357 Cottage Street	Springfield	MA	01104	Hampden
12/23/2022	M22046	Home Works Energy Inc.	HVAC Contractor	357 Cottage Street	Springfield	MA	01104	Hampden
12/23/2022	M22047	Home Works Energy Inc.	HVAC Contractor	357 Cottage Street	Springfield	MA	01104	Hampden
6/16/2022	P10673	Winsupply of Pioneer Valley	Wholesaler	12 Bowles Road	Agawam	MA	01001	Hampden

Massachusetts
2022 Collection Location Summary Report

Bin Bar Code	Location Status	Location Type	Account: TRC Account Name	Name	Street	City	State	Zip Code	Contact Phone	Return Date	Number of Loose Switches	Number of Mercury Thermostats	Total Mercury Volume (lbs.)
M19642	Active	HHW	(Hrmc) Highway Department Transfer St	(Hrmc) Highway Department Transfer Station	58 Hathaway Road	Westhampton	MA	01027	413-685-5498	7/18/2022	0	9	0.0806
	Active	Wholesaler	Abco Hvacr Supply	Abco Hvacr Supply-Boston	10 FIRST AVE.	SOMERVILLE	MA	02143	617-625-5500				
	Active	Wholesaler	Air Purchases Inc	Air Purchases Inc.	85 Commerce Way	Dedham	MA	02026					
	Active	Wholesaler	Air Purchases Inc	Air Purchases Inc.	68 Cit Avenue	Hyannis	MA	02601					
	Active	Wholesaler	Air Purchases Inc	Air Purchases Inc.	1100 Pearl St 2	BROCKTON	MA	02301	508-230-9399				
	Active	Wholesaler	Air Purchases Inc	Air Purchases Inc	24 BLANCHARD ROAD	BURLINGTON	MA	01803	781-273-2050				
	Active	Wholesaler	Air Purchases Inc	Air Purchases Inc	24 BLANCHARD ROAD	BURLINGTON	MA	01803	781-273-2050				
	Active	Wholesaler	Air Purchases Inc	Air Purchases Inc	24 BLANCHARD ROAD	BURLINGTON	MA	01803	781-273-2050				
	Inactive	Wholesaler	Air Purchases Inc	Air Purchases Inc.		BEVERLY	MA	01915					
	Inactive	Wholesaler	Air Purchases Inc.-Closed	Air Purchases Inc.-Closed	67 SPRAGUE ST	BOSTON	MA	02136	617-361-2910				
	Active	Wholesaler	Alliance Express	Alliance Express	11 Broad way	Chelsea	MA	02150	508-548-0131				
	Inactive	Other	Alliance Express	Alliance Express	11 BROADWAY	CHELSEA	MA	02150	800-634-0900				
	Inactive	Other	Alliance Express	Alliance Express	11 BROADWAY	CHELSEA	MA	02150	800-634-0900				
	Inactive	HVAC Contractor	Alliance Express	The Alliance Express		HOPKINTON	MA	01748					
	Inactive	Other	Alliance Express	Alliance Express	11 BROADWAY	CHELSEA	MA	02150	800-634-0900				
	Inactive	Other	Alliance Express	Alliance Express	11 BROADWAY	CHELSEA	MA	02150	800-634-0900				
	Inactive	Other	Alliance Express	Alliance Express	11 BROADWAY	CHELSEA	MA	02150	800-634-0900				
	Inactive	Other	Alliance Express	Alliance Express	11 BROADWAY	CHELSEA	MA	02150	800-634-0900				
	Active	HVAC Contractor	All-Temp	All-Temp	16 Pond Street	Millford	MA	01757	508-478-0088				
M21466	Active	HVAC Contractor	American Installations	American Installations	130 College St.	South Hadley	MA	01075	(413) 427-1570	10/7/2022	0	145	0.9238
M20617	Active	HVAC Contractor	American Installations	American Installations	130 College St.	South Hadley	MA	01075	(413) 427-1570	3/4/2022	0	154	0.992
	Active	HVAC Contractor	American Installations	American Installations	130 College St.	South Hadley	MA	01075	(413) 427-1570				
M18709	Active	HHW	Amherst Transfer Station	Town Of Amherst D.P.W.	740 Belchertown Road	Amherst	MA	01002	413-259-3049	10/12/2022	0	37	0.2418
	Active	HHW	Amherst Transfer Station	Town Of Amherst D.P.W.	740 Belchertown Road	Amherst	MA	01002	413-259-3049				
	Active	HHW	Amherst Transfer Station	Town Of Amherst D.P.W.	740 Belchertown Road	Amherst	MA	01002	413-259-3049				
	Active	HHW	Amherst Transfer Station	Town Of Amherst D.P.W.	740 Belchertown Road	Amherst	MA	01002	413-259-3049				
	Active	HHW	Amherst Transfer Station	Town Of Amherst D.P.W.	740 Belchertown Road	Amherst	MA	01002	413-259-3049				
	Inactive	HHW	Amherst Transfer Station	Amherst Dpw C/O Recycling Dept.	586 South Pleasant Street	Amherst	MA	01002	413-259-3049				
	Active	HHW	Anthol Board Of Health	Anthol Board Of Health	584 MAIN STREET	ANTHOL	MA	01331	617-584-9714				
	Inactive	HHW	Anthol Dpw Suite 20	Anthol Dpw Suite 20	584 MAIN STREET	ANTHOL	MA	01331	774-345-0793				
	Inactive	Retailer	Aubuchon Hardware	Aubuchon Hardware		WESTMINSTER	MA	01473-0000					
	Active	Wholesaler	Avon Supply	Avon Supply	123 Foundry Street	Wakefield	MA	01880	781-245-8715				
	Active	Wholesaler	Avon Supply Co. Inc	Avon Supply Co. Inc	123 FOUNDRY ST	WAKEFIELD	MA	01880	(781) 245-8715				
	Active	Wholesaler	B & D Supply Inc.	B & D Supply Inc.	325 HAMILTON ST.	LEOMINSTER	MA	01453	978 534-6288				
	Active	Wholesaler	B & D Supply Inc.	B & D Supply Inc.	335 HAMILTON ST.	SOUTHBRIDGE	MA	01550	508 765-7900				
	Active	Wholesaler	B & D Supply Inc.	B & D Supply Inc.	210 SUMMER ST	WORCESTER	MA	01604	508 363-4000				
	Active	Wholesaler	B & D Supply Inc.	B & D Supply Inc.	210 SUMMER ST	WORCESTER	MA	01604	508 363-4000				
	Active	Wholesaler	Bay State Plumb&Htg Supply Co Inc	Bay State Plumb&Htg Supply Co Inc	15 MILL STREET	SPRINGFIELD	MA	01108					
P10175	Active	HHW	Belchertown Dept Of Public Works	Belchertown Dept Of Public Works	290 Jackson Street	Belchertown	MA	01007	413-323-0415	10/21/2022	0	2	0.0124
	Active	HHW	Belchertown Dept Of Public Works	Belchertown Dept Of Public Works	290 Jackson Street	Belchertown	MA	01007	413-323-0415				
	Active	HHW	Belchertown Dept Of Public Works	Belchertown Dept Of Public Works	290 Jackson Street	Belchertown	MA	01007	413-323-0415				
M13267	Active	Wholesaler	Bell Simons	The Bell Pump Company	56 DANIELS STREET	FITCHBURG	MA	01420	978-342-6686	9/8/2022	0	17	0.1302
M13263	Active	Wholesaler	Bell Simons	Bell Pump Co	210 ALBANY ST	SPRINGFIELD	MA	01105		2/22/2022	0	100	0.6758
M13263	Active	Wholesaler	Bell Simons	Bell Pump Co	210 ALBANY ST	SPRINGFIELD	MA	01105		3/24/2022	0	109	0.7254
M13263	Active	Wholesaler	Bell Simons	Bell Pump Co	210 ALBANY ST	SPRINGFIELD	MA	01105		6/27/2022	0	101	0.713
M13263	Active	Wholesaler	Bell Simons	Bell Pump Co	210 ALBANY ST	SPRINGFIELD	MA	01105		5/31/2022	0	155	0.961
M13263	Active	Wholesaler	Bell Simons	Bell Pump Co	210 ALBANY ST	SPRINGFIELD	MA	01105		4/29/2022	0	74	0.5146
M13271	Active	Wholesaler	Bell Simons	Bell Simons Co	545 ST. JAMES AVENUE	SPRINGFIELD	MA	01109	413-781-6646	8/25/2022	0	30	0.2046
M13280	Active	Wholesaler	Bell Simons	Bell Simons Co	559 CAMBRIDGE STREET	WORCESTER	MA	01610	508-754-5311	4/11/2022	0	61	0.496
M13282	Active	Wholesaler	Bell Simons	The Simons Company	1050 FERNDOK STREET	HYANNIS	MA	02601	508-771-3588	6/27/2022	0	14	0.0868
	Active	Wholesaler	Bell Simons	Bell Simons Co	1127 SOUTH MAIN	PALMER	MA	01069	413-283-1902				
	Active	Wholesaler	Bell Simons	Bell Simons	975 Riverside Drive	Methuen	MA	01844					
	Active	Wholesaler	Bell Simons	Bell Pump Co	210 ALBANY ST	SPRINGFIELD	MA	01105					
	Active	Wholesaler	Bell Simons	Bell Pump Co	210 ALBANY ST	SPRINGFIELD	MA	01105					
	Active	Wholesaler	Bell Simons	Bell Pump Co	210 ALBANY ST	SPRINGFIELD	MA	01105					
	Active	Wholesaler	Bell Simons	Bell/Simons Co	975 RIVERSIDE DRIVE	Methuen	MA	01844	978-686-9568				
	Active	Wholesaler	Bell Simons	The Simons Company	150 CORDAVILLE RD.	SOUTHBOROUGH	MA	01772	508-879-6590				
	Active	Wholesaler	Bell Simons	The Bell Pump Company	364 RANTOUL STREET	BEVERLY	MA	01915	978-922-1920				
	Active	Wholesaler	Bell Simons	Bell Simons Co	545 ST. JAMES AVENUE	SPRINGFIELD	MA	01109	413-781-6646				
	Active	Wholesaler	Bell Simons	Bell Simons Co	18 TACONIC PARK AVE	PITTSFIELD	MA	01201	(413) 443-7718				
	Active	Wholesaler	Bell Simons	The Simons Company	10 TEMPLE STREET	CHARLESTOWN	MA	02129	617-241-7800				
	Active	Wholesaler	Bell Simons	The Bell Pump Company	364 RANTOUL ST.	BEVERLY	MA	01915	978 922-1920				
	Active	Wholesaler	Bell Simons	Simon's Supply Co Inc	821 CAMBRIDGE STREET	FALL RIVER	MA	02721	508 679 6431				
	Active	Wholesaler	Bell Simons	Simon's Supply Co Inc	770 MT. PLEASANT ST	NEW BEDFORD	MA	02745	508 995 5161				
	Active	Wholesaler	Bell Simons	Simon's Supply Co Inc	770 MT. PLEASANT ST	NEW BEDFORD	MA	02745	508 995 5161				
	Active	Wholesaler	Bell Simons	Simon's Supply Co Inc	821 CAMBRIDGE STREET	FALL RIVER	MA	02721	508 679 6431				
	Active	Wholesaler	Bell Simons	Bell Pump Co	210 ALBANY ST	SPRINGFIELD	MA	01105					
	Active	Wholesaler	Bell Simons	Bell Pump Co	210 ALBANY ST	SPRINGFIELD	MA	01105					
	Active	Wholesaler	Bell Simons	Bell Pump Co	210 ALBANY ST	SPRINGFIELD	MA	01105					
	Active	Wholesaler	Bell Simons	Bell Pump Co	210 ALBANY ST	SPRINGFIELD	MA	01105					
M21915	Active	Wholesaler	Bell Simons	Bell Simons Co	559 CAMBRIDGE STREET	WORCESTER	MA	01610	508-754-5311	5/5/2022	0	40	0.713
	Active	Wholesaler	Bell Simons	Bell Simons Co	1127 SOUTH MAIN	PALMER	MA	01069	413-283-1902				
	Active	Wholesaler	Bell Simons	Bell Simons Co	1127 SOUTH MAIN	PALMER	MA	01069	413-283-1902				
	Active	Wholesaler	Bell Simons	Bell Simons Co	1127 SOUTH MAIN	PALMER	MA	01069	413-283-1902				
	Active	Wholesaler	Berkshire County Plumbing Supply	Berkshire County Plumbing Supply	305 STOCKBRIDGE RD	GREAT BARRINGTON	MA	01230	413-528-0056				
	Active	Wholesaler	Berkshire County Plumbing Supply	Berkshire County Plumbing Supply	305 STOCKBRIDGE RD	GREAT BARRINGTON	MA	01230	413-528-0056				
	Active	HHW	Board Of Health	Granby Board Of Health	2158 West State Street	GRANBY	MA	01033	413-467-7174				
	Active	HHW	Board Of Health	Rowley Board Of Health	139 Central Street	Rowley	MA	01969	978-948-2231				

Massachusetts

2022 Collection Location Summary Report

[illegible]

Massachusetts
2022 Collection Location Summary Report

	Active	HVAC Contractor	Covanta - Semass	Covanta Semass	141 CRANBERRY HWY.	WEST WAREHAM	MA	02576	508-291-4427					
	Active	HVAC Contractor	Covanta - Semass	Covanta Semass	141 CRANBERRY HWY.	WEST WAREHAM	MA	02576	508-291-4427					
	Active	HVAC Contractor	Covanta - Semass	Covanta Semass	141 CRANBERRY HWY.	WEST WAREHAM	MA	02576	508-291-4427					
	Active	HVAC Contractor	Covanta - Semass	Covanta Semass	141 CRANBERRY HWY.	WEST WAREHAM	MA	02576	508-291-4427					
	Active	HVAC Contractor	Covanta - Semass	Covanta Semass	141 CRANBERRY HWY.	WEST WAREHAM	MA	02576	508-291-4427					
	Active	HVAC Contractor	Covanta - Semass	Covanta Semass	141 CRANBERRY HWY.	WEST WAREHAM	MA	02576	508-291-4427					
	Active	HVAC Contractor	Covanta - Semass	Covanta Semass	141 CRANBERRY HWY.	WEST WAREHAM	MA	02576	508-291-4427					
	Active	HVAC Contractor	Covanta - Semass	Covanta Semass	141 CRANBERRY HWY.	WEST WAREHAM	MA	02576	508-291-4427					
	Active	HVAC Contractor	Covanta - Semass	Covanta Semass	141 CRANBERRY HWY.	WEST WAREHAM	MA	02576	508-291-4427					
	Active	HVAC Contractor	Covanta - Semass	Covanta Semass	141 CRANBERRY HWY.	WEST WAREHAM	MA	02576	508-291-4427					
	Active	HVAC Contractor	Covanta - Semass	Covanta Semass	141 CRANBERRY HWY.	WEST WAREHAM	MA	02576	508-291-4427					
	Active	HVAC Contractor	Covanta - Semass	Covanta Semass	141 CRANBERRY HWY.	WEST WAREHAM	MA	02576	508-291-4427					
	Active	HVAC Contractor	Covanta - Semass	Covanta Semass	141 CRANBERRY HWY.	WEST WAREHAM	MA	02576	508-291-4427					
	Active	HVAC Contractor	Covanta - Semass	Covanta Semass	141 CRANBERRY HWY.	WEST WAREHAM	MA	02576	508-291-4427					
	Active	HVAC Contractor	Covanta - Semass	Covanta Semass	141 CRANBERRY HWY.	WEST WAREHAM	MA	02576	508-291-4427					
	Active	HVAC Contractor	Covanta - Semass	Covanta Semass	141 CRANBERRY HWY.	WEST WAREHAM	MA	02576	508-291-4427					
	Active	HVAC Contractor	Covanta - Semass	Covanta Semass	141 CRANBERRY HWY.	WEST WAREHAM	MA	02576	508-291-4427					
	Active	Wholesaler	Covanta - Semass	The Simons Company	55 MESSINA DRIVE	BRAINTREE	MA	02184	781-848-9394					
	Active	Wholesaler	Covanta - Semass	Delta T Distributing Bridgewater	20 SCOTLAND BLVD 7	BRIDGEWATER	MA	02324	508-279-0525					
	Active	Wholesaler	Covanta - Semass	Simon's Supply Co Inc	6 APOLLO 11 ROAD	PLYMOUTH	MA	02360	508 747 5112					
	Active	Wholesaler	Covanta - Semass	Sid Harvey Industries	46 Mid-Tech Dr	West Yarmouth	MA	02673	508-711-4590					
	Active	Wholesaler	Covanta - Semass	Robinson Supply Company	284 Bodwell Street	Avon	MA	02322	508-586-5503					
	Inactive	Wholesaler	Covanta - Semass	Johnstone Supply	180 Allen Street	Braintree	MA	02184	781-356-1664					
M20160	Active	Wholesaler	Covanta - Semass	Snow And Jones Supply	9 Jim Sebastian Way, Unit 11	Sandwich	MA	02563	508-694-5971	6/24/2022	0	3	0.0186	
M20161	Active	Retailer	Covanta - Semass	Anchor Hardware	267 Cotuit Rd., St 2	Sandwich	MA	02563	508-477-2502	11/22/2022	0	0	0	
M20161	Active	Retailer	Covanta - Semass	Anchor Hardware	267 Cotuit Rd., St 2	Sandwich	MA	02563	508-477-2502	10/21/2022	0	1	0.0062	
M18339	Active	Wholesaler	Covanta - Semass	F.W. Webb	108 Breeds Hill Road	Hyannis	MA	02601	(508) 775-3890	6/24/2022	0	92	0.651	
M17676	Active	Wholesaler	Covanta - Semass	Carrier Enterprise	78 River Street	Braintree	MA	02184	800-770-9765	6/24/2022	0	3	0.0186	
	Active	HVAC Contractor	Covanta - Semass	Covanta Semass	141 Cranberry Hwy	West Wareham	MA	02576	508-291-4400					
	Active	Wholesaler	Covanta - Semass	Trane Supply	100 Messina Drive	Braintree	MA	02184	781-794-9922					
	Active	Retailer	Covanta - Semass	Anchor Hardware	267 Cotuit Rd., St 2	Sandwich	MA	02563	508-477-2502					
	Active	Retailer	Covanta - Semass	Anchor Hardware	267 Cotuit Rd., St 2	Sandwich	MA	02563	508-477-2502					
	Active	Retailer	Covanta - Semass	Anchor Hardware	267 Cotuit Rd., St 2	Sandwich	MA	02563	508-477-2502					
	Active	Retailer	Covanta - Semass	Anchor Hardware	267 Cotuit Rd., St 2	Sandwich	MA	02563	508-477-2502					
	Active	Retailer	Covanta - Semass	Anchor Hardware	267 Cotuit Rd., St 2	Sandwich	MA	02563	508-477-2502					
	Active	Retailer	Covanta - Semass	Anchor Hardware	267 Cotuit Rd., St 2	Sandwich	MA	02563	508-477-2502					
	Active	Wholesaler	Covanta - Semass	Ferguson	106 Falmouth Road	Mashpee	MA	02649	508-539-8704					
	Active	Wholesaler	Covanta - Semass	Carrier Enterprise	655 Bodwell Street Ext.	Avon	MA	02322						
M20407	Active	Wholesaler	Covanta - Semass	Snow & Jones	149 Katherine Lee Bates Rd.	Falmouth	MA	02540	(508) 548-3811	6/30/2022	0	40	0.248	
M21062	Active	HVAC Contractor	Covanta - Semass	Rusty's Inc.	222 Mid-Tech Dr.	West Yarmouth	MA	02673	(508) 775-1303	4/22/2022	1	128	0.8556	
M21858	Active	HHW	Covanta - Semass	Barnstable Transfer Station	45 Flint Street	Marstons Mills	MA	02648		2/2/2022	0	127	0.7874	
M20426	Active	Wholesaler	Covanta - Semass	Snow & Jones Supply	167 Whites Path	South Yarmouth	MA	02664	(508) 258-3826	7/1/2022	0	8	0.0496	
	Active	HVAC Contractor	Covanta - Semass	3 G's Plumbing & Heating	188 Main St.	Dennisport	MA	02639	(508) 398-3846					
	Active	HVAC Contractor	Covanta - Semass	All Gas Heating & Cooling	15 Jan Seaboard Dr.	Sandwich	MA	02563	(508) 833-5088					
	Active	HVAC Contractor	Covanta - Semass	Vernon Whiteley P & H	102 Commerce Park	South Chatham	MA	02659	(508) 432-0629					
	Active	HVAC Contractor	Covanta - Semass	Murphy's Hvac & Plumbing	34 White's Path	South Yarmouth	MA	02664	(508) 760-1660					
	Active	HVAC Contractor	Covanta - Semass	Robie's Heating & Plumbing	279 Yarmouth Rd	Hyannis	MA	02601	(508) 775-2887					
	Active	HVAC Contractor	Covanta - Semass	Rusty's Inc.	222 Mid-Tech Dr.	West Yarmouth	MA	02673	(508) 775-1303					
	Inactive	HHW	Covanta - Semass	Cape Cod Cooperative Extension	3675 Main St.	Barnstable	MA	02630	(508) 375-6699					
	Active	HVAC Contractor	Covanta - Semass	F. A. Days & Son Inc.	9 Shank Painter Rd	Provincetown	MA	02657						
	Active	HVAC Contractor	Covanta - Semass	E. F. Winslow Plumbing & Heating	21 Fruean Ave.	South Yarmouth	MA	02664	(508) 694-5971					
	Active	HVAC Contractor	Covanta - Semass	Barrett Plumbing & Heating, Inc.	10 Edgerton Drive	North Falmouth	MA	02556	508-495-3525					
	Active	HVAC Contractor	Covanta - Semass	Tyndall & Clark Plumbing & Heating	18 Atlantic Ave.	South Dennis	MA	02660	(508) 394-2900					
	Active	HVAC Contractor	Covanta - Semass	John Maurer Inc.	1227 Route 28A	Cataumet	MA	02534	(508) 563-3918					
	Active	HVAC Contractor	Covanta - Semass	Hall Oil Company	435 Rt. 134	South Dennis	MA	02660	(508) 398-3831					
	Active	HVAC Contractor	Covanta - Semass	Bayside Mechanical Corp.	497 Thomas Landers	East Falmouth	MA	02536	(508) 548-4068					
	Active	HVAC Contractor	Covanta - Semass	Carl F Riedell & Son Inc.	778 Main St.	Osterville	MA	02655	(508) 428-6365					
	Active	HVAC Contractor	Covanta - Semass	Olsen P & H	357 Hokum Rock Rd.	Dennis	MA	02638	(508) 385-5290					
	Active	HVAC Contractor	Covanta - Semass	Bennet Plumbing & Heating Inc.	10 Rose Morin Dr.	Falmouth	MA	02540	(508) 548-4910					
	Active	HVAC Contractor	Covanta - Semass	John Maurer Inc.	1227 Route 28A	Cataumet	MA	02534	(508) 563-3918					
	Active	HVAC Contractor	Covanta - Semass	R. J. Franey Mechanical Services	56-A Nicoletta's Way	Mashpee	MA	02649	(508) 539-8668					
	Active	Wholesaler	Covanta - Semass	Simon's Supply Co.	586 Higgins Crowell Rd.	Yarmouth	MA	02673	(508) 775-0740					
	Active	HHW	Covanta - Semass	Barnstable Transfer Station	45 Flint Street	Marstons Mills	MA	02648						
	Active	Wholesaler	Covanta - Semass	Cape Cod Electric Supply	200 Brackett Rd.	Eastham	MA	02642	(508) 240-5237					
	Active	HVAC Contractor	Covanta - Semass	Bourque Heating & Cooling	1199 Pitcher's Way	Hyannis	MA	02601	(508) 790-2887					
P10183	Active	Wholesaler	Delta T Distributors	Delta T Distributing Providence Franklin	40 KENWOOD CIRCLE UNIT 5	FRANKLIN	MA	02038	508-528-6660	6/20/2022	0	6	0.0372	
	Inactive	Wholesaler	Delta T Distributors	Delta T Distributing Chelmsford	10 ELIZABETH DRIVE STE 1	CHELMSFORD	MA	01824	978-244-7820					
	Active	Wholesaler	Delta T Distributors	Delta T Distributing Providence Franklin	40 KENWOOD CIRCLE UNIT 5	FRANKLIN	MA	02038	508-528-6660					
	Active	Wholesaler	Delta T Distributors	Delta T Distributing Waltham	301 2ND AVE	WALTHAM	MA	02453	781-893-0800					
	Active	HHW	Department Of Public Works	Department Of Public Works	675 SIMONDS ROAD	WILLIAMSTOWN	MA	01267	(413) 458-3094					
	Active	HHW	Department Of Public Works	Department Of Public Works	675 SIMONDS ROAD	WILLIAMSTOWN	MA	01267	(413) 458-3094					
	Active	HHW	Department Of Public Works	Department Of Public Works	675 SIMONDS ROAD	WILLIAMSTOWN	MA	01267	(413) 458-3094					
	Active	HHW	Department Of Public Works	Department Of Public Works	675 SIMONDS ROAD	WILLIAMSTOWN	MA	01267	(413) 458-3094					
	Inactive	HHW	Dept Of Public Works	Dept Of Public Works	50 North Franklin Street	Holbrook	MA	02343	781-767-1800					
	Active	HHW	Dept Of Public Works	Dept Of Public Works	31 PONDOSIDE ROAD	LONGMEADOW	MA	01106						
	Inactive	HHW	Dept Of Public Works	Dept Of Public Works	9 Nantasket Avenue	Plymouth	MA	02045	781-925-0900					
	Active	HHW	Dept Of Public Works	Dept Of Public Works	900 Main St	Millis	MA	02054	508-376-5424					
	Active	HHW	Dept Of Public Works	Dept Of Public Works	147 HAMPSHIRE STREET	CAMBRIDGE	MA	02139	617-349-4876					
	Inactive	HHW	Dept Of Public Works	Dept Of Public Works	454 College Highway	Southwick	MA	01077	413-569-3040					
	Active	HHW	Dept Of Public Works	Dept Of Public Works	70 TAPLEY STREET	SPRINGFIELD	MA	01104	413-787-6075					
	Active	HHW	Dept Of Public Works	Dept Of Public Works	1000 Suffield Street	Agawam	MA	01001	413-821-0624					
	Active	HHW	Dept Of Public Works	Dept Of Public Works	115 Baskin Drive	Chicopee	MA	01020	413-594-3557					

Massachusetts

2022 Collection Location Summary Report

	Active	HHW	Dept Of Public Works	Dept Of Public Works	125 Locust Street	Northampton	MA	01060	413-587-1059						
	Active	HHW	Dept Of Public Works	Dept Of Public Works	31 POND SIDE ROAD	LONGMEADOW	MA	01106							
M20991	Active	HHW	Devens Regional Hhw Collection Center	Devens Regional HHW Collection Center	9 Cook Street	Devens	MA	01450	(978) 501-3943	9/16/2022	0	55	0.3658		
M18452	Active	Wholesaler	Distributor Corporation Of New England	Distributor Corporation Of New England	384 University Avenue	Westwood	MA	02090	800-959-7278	4/4/2022	0	41	0.3348		
	Active	Wholesaler	Distributor Corporation Of New England	Distributor Corporation Of New England	767 Eastern Avenue	Malden	MA	02148	800-347-8804						
	Inactive	HHW	Dpw Building Dept	Dpw Building Dept	51 GROVE STREET	ARLINGTON	MA	02476	781-316-1108						
	Active	Wholesaler	Dugan Supply	Dugan Supply	9 GRAF ROAD	NEWBURY PORT	MA	01950	978-462-6656						
	Active	Wholesaler	Dugan Supply Company	Dugan Supply Company	9 Graf Road	Newburyport	MA	01950	(978) 462-6656						
	Inactive	Other	Ecobuilding Bargains (Cet)	Ecobuilding Bargains (Cet)	83 Warwick Street	Springfield	MA	01104	413-788-6900						
	Inactive	Other	Ecobuilding Bargains (Cet)	Ecobuilding Bargains (Cet)	83 Warwick Street	Springfield	MA	01104	413-788-6900						
	Inactive	Other	Ecobuilding Bargains (Cet)	Ecobuilding Bargains (Cet)	83 Warwick Street	Springfield	MA	01104	413-788-6900						
	Inactive	Other	Ecobuilding Bargains (Cet)	Ecobuilding Bargains (Cet)	83 Warwick Street	Springfield	MA	01104	413-788-6900						
	Inactive	Other	Ecobuilding Bargains (Cet)	Ecobuilding Bargains (Cet)	83 Warwick Street	Springfield	MA	01104	413-788-6900						
	Inactive	Other	Ecobuilding Bargains (Cet)	Ecobuilding Bargains (Cet)	83 Warwick Street	Springfield	MA	01104	413-788-6900						
	Inactive	Other	Ecobuilding Bargains (Cet)	Ecobuilding Bargains (Cet)	83 Warwick Street	Springfield	MA	01104	413-788-6900						
	Inactive	Other	Ecobuilding Bargains (Cet)	Ecobuilding Bargains (Cet)	83 Warwick Street	Springfield	MA	01104	413-788-6900						
	Inactive	Other	Ecobuilding Bargains (Cet)	Ecobuilding Bargains (Cet)	83 Warwick Street	Springfield	MA	01104	413-788-6900						
	Inactive	Other	Ecobuilding Bargains (Cet)	Ecobuilding Bargains (Cet)	83 Warwick Street	Springfield	MA	01104	413-788-6900						
	Inactive	Other	Ecobuilding Bargains (Cet)	Ecobuilding Bargains (Cet)	83 Warwick Street	Springfield	MA	01104	413-788-6900						
	Inactive	Other	Ecobuilding Bargains (Cet)	Ecobuilding Bargains (Cet)	83 Warwick Street	Springfield	MA	01104	413-788-6900						
	Inactive	Other	Ecobuilding Bargains (Cet)	Ecobuilding Bargains (Cet)	83 Warwick Street	Springfield	MA	01104	413-788-6900						
	Inactive	Other	Ecobuilding Bargains (Cet)	Ecobuilding Bargains (Cet)	83 Warwick Street	Springfield	MA	01104	413-788-6900						
	Inactive	Other	Ecobuilding Bargains (Cet)	Ecobuilding Bargains (Cet)	83 Warwick Street	Springfield	MA	01104	413-788-6900						
	Inactive	Other	Ecobuilding Bargains (Cet)	Ecobuilding Bargains (Cet)	83 Warwick Street	Springfield	MA	01104	413-788-6900						
	Inactive	Other	Ecobuilding Bargains (Cet)	Ecobuilding Bargains (Cet)	83 Warwick Street	Springfield	MA	01104	413-788-6900						
	Inactive	Other	Ecobuilding Bargains (Cet)	Ecobuilding Bargains (Cet)	83 Warwick Street	Springfield	MA	01104	413-788-6900						
	Inactive	Other	Ecobuilding Bargains (Cet)	Ecobuilding Bargains (Cet)	83 Warwick Street	Springfield	MA	01104	413-788-6900						
	Inactive	Other	Ecobuilding Bargains (Cet)	Ecobuilding Bargains (Cet)	83 Warwick Street	Springfield	MA	01104	413-788-6900						
	Inactive	Other	Ecobuilding Bargains (Cet)	Ecobuilding Bargains (Cet)	83 Warwick Street	Springfield	MA	01104	413-788-6900						
	Inactive	Other	Ecobuilding Bargains (Cet)	Ecobuilding Bargains (Cet)	83 Warwick Street	Springfield	MA	01104	413-788-6900						
	Inactive	Other	Ecobuilding Bargains (Cet)	Ecobuilding Bargains (Cet)	83 Warwick Street	Springfield	MA	01104	413-788-6900						
	Inactive	Other	Ecobuilding Bargains (Cet)	Ecobuilding Bargains (Cet)	83 Warwick Street	Springfield	MA	01104	413-788-6900						
	Inactive	Other	Ecobuilding Bargains (Cet)	Ecobuilding Bargains (Cet)	83 Warwick Street	Springfield	MA	01104	413-788-6900						
	Inactive	Other	Ecobuilding Bargains (Cet)	Ecobuilding Bargains (Cet)	83 Warwick Street	Springfield	MA	01104	413-788-6900						
	Inactive	Other	Ecobuilding Bargains (Cet)	Ecobuilding Bargains (Cet)	83 Warwick Street	Springfield	MA	01104	413-788-6900						
	Inactive	Other	Ecobuilding Bargains (Cet)	Ecobuilding Bargains (Cet)	83 Warwick Street	Springfield	MA	01104	413-788-6900						
	Inactive	Other	Ecobuilding Bargains (Cet)	Ecobuilding Bargains (Cet)	83 Warwick Street	Springfield	MA	01104	413-788-6900						
	Inactive	Other	Ecobuilding Bargains (Cet)	Ecobuilding Bargains (Cet)	83 Warwick Street	Springfield	MA	01104	413-788-6900						
	Inactive	Other	Ecobuilding Bargains (Cet)	Ecobuilding Bargains (Cet)	83 Warwick Street	Springfield	MA	01104	413-788-6900						
	Inactive	Other	Ecobuilding Bargains (Cet)	Ecobuilding Bargains (Cet)	83 Warwick Street	Springfield	MA	01104	413-788-6900						
	Inactive	Other	Ecobuilding Bargains (Cet)	Ecobuilding Bargains (Cet)	83 Warwick Street	Springfield	MA	01104	413-788-6900						
	Inactive	Other	Ecobuilding Bargains (Cet)	Ecobuilding Bargains (Cet)	83 Warwick Street	Springfield	MA	01104	413-788-6900						
	Inactive	Other	Ecobuilding Bargains (Cet)	Ecobuilding Bargains (Cet)	83 Warwick Street	Springfield	MA	01104	413-788-6900						
	Inactive	Other	Ecobuilding Bargains (Cet)	Ecobuilding Bargains (Cet)	83 Warwick Street	Springfield	MA	01104	413-788-6900						
	Inactive	Other	Ecobuilding Bargains (Cet)	Ecobuilding Bargains (Cet)	83 Warwick Street	Springfield	MA	01104	413-788-6900						
	Inactive	Other	Ecobuilding Bargains (Cet)	Ecobuilding Bargains (Cet)	83 Warwick Street	Springfield	MA	01104	413-788-6900						
	Inactive	Other	Ecobuilding Bargains (Cet)	Ecobuilding Bargains (Cet)	83 Warwick Street	Springfield	MA	01104	413-788-6900						
	Inactive	Other	Ecobuilding Bargains (Cet)	Ecobuilding Bargains (Cet)	83 Warwick Street	Springfield	MA	01104	413-788-6900						
	Inactive	Other	Ecobuilding Bargains (Cet)	Ecobuilding Bargains (Cet)	83 Warwick Street	Springfield	MA	01104	413-788-6900						
	Inactive	Other	Ecobuilding Bargains (Cet)	Ecobuilding Bargains (Cet)	83 Warwick Street	Springfield	MA	01104	413-788-6900						
	Inactive	Other	Ecobuilding Bargains (Cet)	Ecobuilding Bargains (Cet)	83 Warwick Street	Springfield	MA	01104	413-788-6900						
	Inactive	Other	Ecobuilding Bargains (Cet)	Ecobuilding Bargains (Cet)	83 Warwick Street	Springfield	MA	01104	413-788-6900						
	Inactive	Other	Ecobuilding Bargains (Cet)	Ecobuilding Bargains (Cet)	83 Warwick Street	Springfield	MA	01104	413-788-6900						
	Inactive	Other	Ecobuilding Bargains (Cet)	Ecobuilding Bargains (Cet)	83 Warwick Street	Springfield	MA	01104	413-788-6900						
	Inactive	Other	Ecobuilding Bargains (Cet)	Ecobuilding Bargains (Cet)	83 Warwick Street	Springfield	MA	01104	413-788-6900						
	Inactive	Other	Ecobuilding Bargains (Cet)	Ecobuilding Bargains (Cet)	83 Warwick Street	Springfield	MA	01104	413-788-6900						
	Inactive	Other	Ecobuilding Bargains (Cet)	Ecobuilding Bargains (Cet)	83 Warwick Street	Springfield	MA	01104	413-788-6900						
	Inactive	Other	Ecobuilding Bargains (Cet)	Ecobuilding Bargains (Cet)	83 Warwick Street	Springfield	MA	01104	413-788-6900						
	Inactive	Other	Ecobuilding Bargains (Cet)	Ecobuilding Bargains (Cet)	83 Warwick Street	Springfield	MA	01104	413-788-6900						
	Inactive	Other	Ecobuilding Bargains (Cet)	Ecobuilding Bargains (Cet)	83 Warwick Street	Springfield	MA	01104	413-788-6900						
	Inactive	Other	Ecobuilding Bargains (Cet)	Ecobuilding Bargains (Cet)	83 Warwick Street	Springfield	MA	01104	413-788-6900						
	Inactive	Other	Ecobuilding Bargains (Cet)	Ecobuilding Bargains (Cet)	83 Warwick Street	Springfield	MA	01104	413-788-6900						
	Inactive	Other	Ecobuilding Bargains (Cet)	Ecobuilding Bargains (Cet)	83 Warwick Street	Springfield	MA	01104	413-788-6900						
	Inactive	Other	Ecobuilding Bargains (Cet)	Ecobuilding Bargains (Cet)	83 Warwick Street	Springfield	MA	01104	413-788-6900						
	Inactive	Other	Ecobuilding Bargains (Cet)	Ecobuilding Bargains (Cet)	83 Warwick Street	Springfield	MA	01104	413-788-6900						
	Inactive	Other	Ecobuilding Bargains (Cet)	Ecobuilding Bargains (Cet)	83 Warwick Street	Springfield	MA	01104	413-788-6900						
	Inactive	Other	Ecobuilding Bargains (Cet)	Ecobuilding Bargains (Cet)	83 Warwick Street	Springfield	MA	01104	413-788-6900						
	Inactive	Other	Ecobuilding Bargains (Cet)	Ecobuilding Bargains (Cet)	83 Warwick Street	Springfield	MA	01104	413-788-6900						
	Inactive	Other	Ecobuilding Bargains (Cet)	Ecobuilding Bargains (Cet)	83 Warwick Street	Springfield	MA	01104	413-788-6900						
	Inactive	Other	Ecobuilding Bargains (Cet)	Ecobuilding Bargains (Cet)	83 Warwick Street	Springfield	MA	01104	413-788-6900						
	Inactive	Other	Ecobuilding Bargains (Cet)	Ecobuilding Bargains (Cet)	83 Warwick Street	Springfield	MA	01104	413-788-6900						
	Inactive	Other	Ecobuilding Bargains (Cet)	Ecobuilding Bargains (Cet)	83 Warwick Street	Springfield	MA	01104	413-788-6900						
	Inactive	Other	Ecobuilding Bargains (Cet)	Ecobuilding Bargains (Cet)	83 Warwick Street	Springfield	MA	01104	413-788-6900						
	Inactive	Other	Ecobuilding Bargains (Cet)	Ecobuilding Bargains (Cet)	83 Warwick Street	Springfield	MA	01104	413-788-6900						
	Inactive	Other	Ecobuilding Bargains (Cet)	Ecobuilding Bargains (Cet)	83 Warwick Street	Springfield	MA	01104	413-788-6900						
	Inactive	Other	Ecobuilding Bargains (Cet)	Ecobuilding Bargains (Cet)	83 Warwick Street	Springfield	MA	01104	413-788-6900						
	Inactive	Other	Ecobuilding Bargains (Cet)	Ecobuilding Bargains (Cet)	83 Warwick Street	Springfield	MA	01104	413-788-6900						
	Inactive	Other	Ecobuilding Bargains (Cet)	Ecobuilding Bargains (Cet)	83 Warwick Street	Springfield	MA	01104	413-788-6900						
	Inactive	Other	Ecobuilding Bargains (Cet)	Ecobuilding Bargains (Cet)	83 Warwick Street	Springfield	MA	01104	413-788-6900						
	Inactive	Other	Ecobuilding Bargains (Cet)	Ecobuilding Bargains (Cet)	83 Warwick Street	Springfield	MA	01104	413-788-6900						
	Inactive	Other	Ecobuilding Bargains (Cet)	Ecobuilding Bargains (Cet)	83 Warwick Street	Springfield	MA	01104	413-788-6900						
	Inactive	Other	Ecobuilding Bargains (Cet)	Ecobuilding Bargains (Cet)	83 Warwick Street	Springfield	MA	01104	413-788-6900						
	Inactive	Other	Ecobuilding Bargains (Cet)	Ecobuilding Bargains (Cet)	83 Warwick Street	Springfield	MA	01104	413-788-6900						
	Inactive	Other	Ecobuilding Bargains (Cet)	Ecobuilding Bargains (Cet)	83 Warwick Street	Springfield	MA	01104	413-788-6900						
	Inactive	Other	Ecobuilding Bargains (Cet)	Ecobuilding Bargains (Cet)	83 Warwick Street	Springfield	MA	01104	413-788-6900						
	Inactive	Other	Ecobuilding Bargains (Cet)	Ecobuilding Bargains (Cet)	83 Warwick Street	Springfield	MA	01104	413-788-6900						
	Inactive	Other	Ecobuilding Bargains (Cet)	Ecobuilding Bargains (Cet)	83 Warwick Street	Springfield	MA	01104	413-788-6900						
	Inactive	Other	Ecobuilding Bargains (Cet)	Ecobuilding Bargains (Cet)	83 Warwick Street	Springfield	MA	01104	413-788-6900						
	Inactive	Other	Ecobuilding Bargains (Cet)	Ecobuilding Bargains (Cet)	83 Warwick Street	Springfield	MA	01104	413-788-6900						
	Inactive	Other	Ecobuilding Bargains (Cet)	Ecobuilding Bargains (Cet)	83 Warwick Street	Springfield	MA	01104	413-788-6900						
	Inactive	Other	Ecobuilding Bargains (Cet)	Ecobuilding Bargains (Cet)	83 Warwick Street	Springfield	MA	01104	413-788-6900						
	Inactive	Other	Ecobuilding Bargains (Cet)	Ecobuilding Bargains (Cet)	83 Warwick Street	Springfield	MA	01104	413-788-6900						
	Inactive	Other	Ecobuilding Bargains (Cet)	Ecobuilding Bargains (Cet)	83 Warwick Street	Springfield	MA	01104	413-788-6900						
	Inactive	Other	Ecobuilding Bargains (Cet)	Ecobuilding Bargains (Cet)	83 Warwick Street	Springfield	MA	01104	413-788-6900						
	Inactive	Other	Ecobuilding Bargains (Cet)	Ecobuilding Bargains (Cet)	83 Warwick Street	Springfield	MA	01104	413-788-6900						
	Inactive	Other	Ecobuilding Bargains (Cet)	Ecobuilding Bargains (Cet)	83 Warwick Street	Springfield	MA	01104	413-788-6900						
	Inactive	Other	Ecobuilding Bargains (Cet)	Ecobuilding Bargains (Cet)	83 Warwick Street	Springfield	MA	01104	413-788-6900						
	Inactive	Other	Ecobuilding Bargains (Cet)	Ecobuilding Bargains (Cet)	83 Warwick Street	Springfield	MA	01104	413-788-6900						
	Inactive	Other	Ecobuilding Bargains (Cet)	Ecobuilding Bargains (Cet)	83 Warwick Street	Springfield	MA	01104	413-788-6900						
	Inactive	Other	Ecobuilding Bargains (Cet)	Ecobuilding Bargains (Cet)	83 Warwick Street	Springfield	MA	01104	413-788-6900						
	Inactive	Other	Ecobuilding Bargains (Cet)	Ecobuilding Bargains (Cet)	83 Warwick Street	Springfield	MA	01104	413-788-6900						
	Inactive	Other	Ecobuilding Bargains (Cet)	Ecobuilding Bargains (Cet)	83 Warwick Street	Springfield	MA	01104	413-788-6900						
	Inactive	Other	Ecobuilding Bargains (Cet)	Ecobuilding Bargains (Cet)	8										

Massachusetts

2022 Collection Location Summary Report

[illegible]

Massachusetts
2022 Collection Location Summary Report

	Active	Wholesaler	F.W. Webb	F.W. Webb	50 EVERBERG ROAD	WOBURN	MA	01801	781-933-1804				
	Active	Wholesaler	F.W. Webb	F.W. Webb Company	915 Church Street	New Bedford	MA	02745					
	Inactive	Wholesaler	F.W. Webb	F.W. Webb		HAVERHILL	MA	01830					
	Inactive	Wholesaler	F.W. Webb	F.W. Webb		BURLINGTON	MA	01803					
	Inactive	Wholesaler	F.W. Webb	F.W. Webb		BURLINGTON	MA	01803					
	Inactive	Wholesaler	F.W. Webb	F.W. Webb		HAVERHILL	MA	01832					
	Active	Wholesaler	F.W. Webb	F.W. Webb	307 Dorchester Avenue	Boston	MA	02127	617-227-2240				
M19608	Active	Wholesaler	F.W. Webb	F.W. Webb	50 EVERBERG ROAD	WOBURN	MA	01801	781-933-1804	1/10/2022	0	61	0.4464
M19608	Active	Wholesaler	F.W. Webb	F.W. Webb	50 EVERBERG ROAD	WOBURN	MA	01801	781-933-1804	12/22/2022	0	45	0.3658
M19608	Active	Wholesaler	F.W. Webb	F.W. Webb	50 EVERBERG ROAD	WOBURN	MA	01801	781-933-1804	5/13/2022	0	68	0.7068
M19108	Active	Wholesaler	F.W. Webb	F.W. Webb Company	180 Old Canal Drive	Lowell	MA	01851	978-937-9322	4/28/2022	0	69	0.5766
M19111	Active	Wholesaler	F.W. Webb	F.W. Webb Company	915 Church Street	New Bedford	MA	02745		11/11/2022	0	79	0.7068
	Active	Wholesaler	F.W. Webb	F.W. Webb	43 Sword Street	Auburn	MA	01501	508-757-9322				
	Prospective	Wholesaler	F.W. Webb	F.W. Webb	152 Will Drive	Canton	MA	2021					
	Active	Wholesaler	F.W. Webb	F.W. Webb Co.	160 MIDDLESEX TURNPIKE	BEDFORD	MA	01730	781-273-9322				
	Active	Wholesaler	F.W. Webb	F.W. Webb Co. Br 6	135 FALULAH ST.	FITCHBURG	MA	01420	978-345-4121				
	Active	Wholesaler	F.W. Webb	F.W. Webb Co.	51 GREAT REPUBLIC DRIVE	GLOUCESTER	MA	01930	978-283-7800				
	Active	Wholesaler	F.W. Webb	F.W. Webb Co.	295 BRIDGE STREET	SALEM	MA	01970	978-744-6550				
	Active	Wholesaler	F.W. Webb	F.W. Webb Co.	35 COMMERCIAL STREET	PITTSFIELD	MA	01201	413-448-8205				
	Active	Wholesaler	F.W. Webb	F.W. Webb Co.	51 GREAT REPUBLIC DRIVE	GLOUCESTER	MA	01930	978-283-7800				
	Active	Wholesaler	F.W. Webb	F.W. Webb Co.	295 BRIDGE STREET	SALEM	MA	01970	978-744-6550				
	Active	Wholesaler	F.W. Webb	F.W. Webb Co.	160 MIDDLESEX TURNPIKE	BEDFORD	MA	01730	781-273-9322				
	Inactive	Wholesaler	F.W. Webb	F.W. Webb Co.	180 OLD CANAL DRIVE	LOWELL	MA	01857	978-937-9322				
	Active	Wholesaler	Ferguson	Ferguson	121 N. Beacon St.	Brighton	MA	02135	617-562-5146				
	Active	Wholesaler	Ferguson	Ferguson	64 Worcester Road	Natick	MA	01760	508-655-3301				
	Active	Wholesaler	Ferguson	Ferguson	121 N. Beacon St.	Brighton	MA	02135	617-562-5146				
	Active	Wholesaler	Ferguson	Ferguson	22 National Drive	Franklin	MA	02038	508-528-0006				
	Active	Wholesaler	Ferguson	Ferguson	56 Ramsdell St.	Newton	MA	02461	617-630-0100				
	Active	Wholesaler	Ferguson	Ferguson	405 Maple Street	Marlborough	MA	01752	508-481-4221				
	Active	Wholesaler	Ferguson	Ferguson	400 Lynnway	Lynn	MA	01903	781-592-1200				
	Active	Wholesaler	Ferguson	Ferguson Enterprises, Inc.	400 LYNNWAY	LYNN	MA	01903	781-592-1200				
	Active	Wholesaler	Ferguson Plumbing	Ferguson Plumbing	134 D New Boston Street	Woburn	MA	01801	781-933-1111				
	Active	Wholesaler	Franklin County Plbg	Franklin County Plbg	340 Chapman Street	GREENFIELD	MA	01301	413-774-6002				
	Active	Wholesaler	Franklin County Plbg	Franklin County Plbg	340 Chapman Street	GREENFIELD	MA	01301	413-774-6002				
	Active	Wholesaler	Franklin County Plbg	Franklin County Plbg	340 Chapman Street	GREENFIELD	MA	01301	413-774-6002				
M13049	Active	HHW	Franklin County Solid Waste Manage	Franklin County Solid Waste Management District	117 Main Street	GREENFIELD	MA	01301	413-772-2438 call to st	11/28/2022	0	59	0.403
	Active	Wholesaler	G.S.G. Supply Co. Inc	G.S.G. Supply Co. Inc	40 LEWIS STREET	HAVERHILL	MA	01830	978-374-1512				
	Active	Wholesaler	Grainger	Grainger	121 MARSON STREET	LAWRENCE	MA	01841	978-794-4773				
	Inactive	Wholesaler	Grainger	Grainger	31 CADOT ROAD	WOBURN	MA	01801	781-935-8860				
	Active	HHW	Greenfield Department Of Works	Greenfield Department Of Works	14 COURT SQUARE	GREENFIELD	MA	01301	413-772-1528				
	Active	HVAC Contractor	Harwich Port Heating & Cooling	Harwich Port Heating & Cooling	287 Route 28	West Harwich	MA	02671	508-432-3959 x117				
	Active	Wholesaler	Heating Oil Partners	Heating Oil Partners	13 OLD BAHRTABLE ROAD	EAST FALMOUTH	MA	02356	508-548-0131				
	Active	Wholesaler	Heating Oil Partners	Heating Oil Partners	23 VILLAGE INN RD	WESTMINSTER	MA	01473	800-922-8585				
	Active	Wholesaler	Heating Oil Partners	Heating Oil Partners	96 MAIN STREET	HOPKINTON	MA	01748	508-435-9517				
	Active	HVAC Contractor	Heating Oil Partners/The Alliance Expre	Heating Oil Partners The Alliance Express	11 BROADWAY	CHELSEA	MA	02150					
	Active	HVAC Contractor	Heating Oil Partners/The Alliance Expre	Heating Oil Partners The Alliance Express	11 BROADWAY	CHELSEA	MA	02150					
	Active	HVAC Contractor	Heating Oil Partners/The Alliance Expre	Heating Oil Partners The Alliance Express	11 BROADWAY	CHELSEA	MA	02150					
	Active	HVAC Contractor	Heating Oil Partners/The Alliance Expre	Heating Oil Partners The Alliance Express	11 BROADWAY	CHELSEA	MA	02150					
	Active	HVAC Contractor	Heating Oil Partners/The Alliance Expre	Heating Oil Partners The Alliance Express	11 BROADWAY	CHELSEA	MA	02150					
	Active	HVAC Contractor	Heating Oil Partners/The Alliance Expre	Heating Oil Partners The Alliance Express	11 BROADWAY	CHELSEA	MA	02150					
	Active	HVAC Contractor	Heating Oil Partners/The Alliance Expre	Heating Oil Partners The Alliance Express	11 BROADWAY	CHELSEA	MA	02150					
	Active	HVAC Contractor	Heating Oil Partners/The Alliance Expre	Heating Oil Partners The Alliance Express	11 BROADWAY	CHELSEA	MA	02150					
	Inactive	HVAC Contractor	Historicalplaceholder	Keyspan		BURLINGTON	MA	01843					
	Inactive	HVAC Contractor	Historicalplaceholder	Keyspan		BURLINGTON	MA	01803					
	Inactive	HVAC Contractor	Historicalplaceholder	Keyspan		BURLINGTON	MA	01803					
	Inactive	HVAC Contractor	Historicalplaceholder	Oil Express-Falmouth		FALMOUTH	MA	02532					
	Inactive	HVAC Contractor	Historicalplaceholder	Keyspan		BURLINGTON	MA	01843					
	Inactive	HVAC Contractor	Historicalplaceholder	Keyspan		BURLINGTON	MA	01803					
	Inactive	HVAC Contractor	Historicalplaceholder	Keyspan		BURLINGTON	MA	01803					
	Inactive	HVAC Contractor	Historicalplaceholder	Keyspan		BURLINGTON	MA	01801					
	Inactive	HVAC Contractor	Historicalplaceholder	Keyspan		BURLINGTON	MA	01803					
	Active	HHW	Holyoke Public Works Dept.	Holyoke Public Works Dept.	63 CANAL ST.	HOLYOKE	MA	01040	413-322-5645				
	Active	HHW	Holyoke Public Works Dept.	Holyoke Public Works Dept.	63 CANAL ST.	HOLYOKE	MA	01040	413-322-5645				
M19623	Active	Wholesaler	Homeserve Usa Energy Services	Homeserve	5B Constitution Way	Woburn	MA	01801		2/28/2022	0	141	0.8866
	Active	Wholesaler	Homeserve Usa Energy Services	Homeserve	5B Constitution Way	Woburn	MA	01801					
	Active	Wholesaler	Homeserve Usa Energy Services	Homeserve	5B Constitution Way	Woburn	MA	01801					
M20777	Active	HVAC Contractor	Home Works Energy Inc.	Home Works Energy Inc.	2 D Gill St.	Woburn	MA	01801	781-305-3319	5/9/2022	0	130	0.8556
M20778	Active	HVAC Contractor	Home Works Energy Inc.	Home Works Energy Inc.	2 D Gill St.	Woburn	MA	01801	781-305-3319	5/5/2022	0	117	0.7688
M21455	Active	HVAC Contractor	Home Works Energy Inc.	Home Works Energy Inc.	357 Cottage Street	Springfield	MA	01104		9/23/2022	0	67	0.4278
M21455	Active	HVAC Contractor	Home Works Energy Inc.	Home Works Energy Inc.	357 Cottage Street	Springfield	MA	01104		12/2/2022	0	124	0.806
M21454	Active	HVAC Contractor	Home Works Energy Inc.	Home Works Energy Inc.	357 Cottage Street	Springfield	MA	01104		9/23/2022	0	59	0.372
M21454	Active	HVAC Contractor	Home Works Energy Inc.	Home Works Energy Inc.	357 Cottage Street	Springfield	MA	01104		12/2/2022	0	117	0.7254
M20720	Active	HVAC Contractor	Home Works Energy Inc.	Home Works Energy Inc.	2 D Gill St.	Woburn	MA	01801	781-305-3319	5/5/2022	0	130	0.8308
	Active	HVAC Contractor	Home Works Energy Inc.	Home Works Energy Inc.	3 Kane Industrial Drive	Hudson	MA	01749	508-340-0380				
	Active	HVAC Contractor	Home Works Energy Inc.	Home Works Energy Inc.	3 Kane Industrial Drive	Hudson	MA	01749	508-340-0380				
	Active	HVAC Contractor	Home Works Energy Inc.	Home Works Energy Inc.	357 Cottage Street	Springfield	MA	01104					
	Active	HVAC Contractor	Home Works Energy Inc.	Home Works Energy Inc.	3 Kane Industrial Drive	Hudson	MA	01749	508-340-0380				
	Active	HVAC Contractor	Home Works Energy Inc.	Home Works Energy Inc.	2 D Gill St.	Woburn	MA	01801	781-305-3319				
	Active	HVAC Contractor	Home Works Energy Inc.	Home Works Energy Inc.	3 Kane Industrial Drive	Hudson	MA	01749	508-340-0380				
	Active	HVAC Contractor	Home Works Energy Inc.	Home Works Energy Inc.	61 Tosca Drive	Stoughton	MA	02072					
	Active	HVAC Contractor	Home Works Energy Inc.	Home Works Energy Inc.	61 Tosca Drive	Stoughton	MA	02072					
M21985	Active	HVAC Contractor	Home Works Energy Inc.	Home Works Energy Inc.	2510 Cranberry Hwy	Wareham	MA	02571	347-204-1860	12/27/2022	0	187	1.1594
M21985	Active	HVAC Contractor	Home Works Energy Inc.	Home Works Energy Inc.	2510 Cranberry Hwy	Wareham	MA	02571	347-204-1860	11/10/2022	0	170	1.0602

Massachusetts
2022 Collection Location Summary Report

M21988	Active	HVAC Contractor	Home Works Energy Inc.	Home Works Energy Inc.	357 Cottage Street	Springfield	MA	01104	12/30/2022	0	134	0.837	
M21988	Active	HVAC Contractor	Home Works Energy Inc.	Home Works Energy Inc.	357 Cottage Street	Springfield	MA	01104	11/18/2022	0	132	0.8432	
M21989	Active	HVAC Contractor	Home Works Energy Inc.	Home Works Energy Inc.	357 Cottage Street	Springfield	MA	01104	12/30/2022	0	135	0.8432	
M21989	Active	HVAC Contractor	Home Works Energy Inc.	Home Works Energy Inc.	357 Cottage Street	Springfield	MA	01104	11/18/2022	0	130	0.8308	
M21980	Active	HVAC Contractor	Home Works Energy Inc.	Home Works Energy Inc.	61 Tosca Drive	Stoughton	MA	02072	10/3/2022	0	142	0.9052	
M21979	Active	HVAC Contractor	Home Works Energy Inc.	Home Works Energy Inc.	61 Tosca Drive	Stoughton	MA	02072	10/3/2022	0	137	0.8618	
M21973	Active	HVAC Contractor	Home Works Energy Inc.	Home Works Energy Inc.	61 Tosca Drive	Stoughton	MA	02072	10/3/2022	0	147	0.9486	
M21972	Active	HVAC Contractor	Home Works Energy Inc.	Home Works Energy Inc.	61 Tosca Drive	Stoughton	MA	02072	10/3/2022	0	161	0.9982	
M21975	Active	HVAC Contractor	Home Works Energy Inc.	Home Works Energy Inc.	61 Tosca Drive	Stoughton	MA	02072	10/3/2022	0	31	0.8866	
M21974	Active	HVAC Contractor	Home Works Energy Inc.	Home Works Energy Inc.	61 Tosca Drive	Stoughton	MA	02072	10/3/2022	0	132	0.868	
M21971	Active	HVAC Contractor	Home Works Energy Inc.	Home Works Energy Inc.	61 Tosca Drive	Stoughton	MA	02072	10/3/2022	0	138	0.868	
M21977	Active	HVAC Contractor	Home Works Energy Inc.	Home Works Energy Inc.	61 Tosca Drive	Stoughton	MA	02072	10/3/2022	0	133	0.93	
M21976	Active	HVAC Contractor	Home Works Energy Inc.	Home Works Energy Inc.	61 Tosca Drive	Stoughton	MA	02072	10/3/2022	0	142	0.9052	
M21978	Active	HVAC Contractor	Home Works Energy Inc.	Home Works Energy Inc.	61 Tosca Drive	Stoughton	MA	02072	10/3/2022	0	127	0.8928	
M21919	Active	HVAC Contractor	Home Works Energy Inc.	Home Works Energy Inc.	2 D Gill St.	Woburn	MA	01801	781-305-3319	6/28/2022	0	162	1.0416
M21918	Active	HVAC Contractor	Home Works Energy Inc.	Home Works Energy Inc.	2 D Gill St.	Woburn	MA	01801	781-305-3319	6/28/2022	0	150	0.9548
M21917	Active	HVAC Contractor	Home Works Energy Inc.	Home Works Energy Inc.	2 D Gill St.	Woburn	MA	01801	781-305-3319	6/28/2022	0	154	0.961
	Active	HVAC Contractor	Home Works Energy Inc.	Home Works Energy Inc.	357 Cottage Street	Springfield	MA	01104					
	Active	HVAC Contractor	Home Works Energy Inc.	Home Works Energy Inc.	357 Cottage Street	Springfield	MA	01104					
	Active	HVAC Contractor	Home Works Energy Inc.	Home Works Energy Inc.	357 Cottage Street	Springfield	MA	01104					
	Active	HVAC Contractor	Home Works Energy Inc.	Home Works Energy Inc.	3 Kane Industrial Drive	Hudson	MA	01749	508-340-0380				
	Active	HVAC Contractor	Home Works Energy Inc.	Home Works Energy Inc.	3 Kane Industrial Drive	Hudson	MA	01749	508-340-0380				
	Active	HVAC Contractor	Home Works Energy Inc.	Home Works Energy Inc.	61 Tosca Drive	Stoughton	MA	02072					
	Active	HVAC Contractor	Home Works Energy Inc.	Home Works Energy Inc.	61 Tosca Drive	Stoughton	MA	02072					
	Active	HVAC Contractor	Home Works Energy Inc.	Home Works Energy Inc.	61 Tosca Drive	Stoughton	MA	02072					
	Active	HVAC Contractor	Honeywell	Honeywell Sgs	65 Shawmut Road	Canton	MA	02021	781-298-2755				
	Active	HVAC Contractor	Honeywell	Honeywell Sgs	65 Shawmut Road	Canton	MA	02021	781-298-2755				
	Active	HVAC Contractor	Honeywell	Honeywell Sgs	65 Shawmut Road	Canton	MA	02021	781-298-2755				
	Inactive	HVAC Contractor	Honeywell	Honeywell	65 SHAWMUT RD. SUITE 4, 2ND FLOOR	CANTON	MA	02021					
	Inactive	HVAC Contractor	Honeywell	Honeywell	65 SHAWMUT RD. SUITE 4, 2ND FLOOR	CANTON	MA	02021					
	Inactive	HHW	HRMC - Willimburg Town Offices	HRMC - Willimburg Town Offices	141 Main Street	Haydenville	MA	01039					
	Active	HVAC Contractor	Hurley & David Inc	Hurley & David Inc	90 Fisk Ave	Springfield	MA	01107	413-732-3141				
	Active	Wholesaler	Interstate Electric Equipment	Interstate HVAC Controls	30 VINELAND STREET	BRIGHTON	MA	02135	617-782-9000				
	Active	Wholesaler	Interstate Electric Equipment	Interstate HVAC Controls	30 VINELAND STREET	BRIGHTON	MA	02135	617-782-9000				
	Active	Wholesaler	Interstate Electric Equipment	Interstate HVAC Controls	30 VINELAND STREET	BRIGHTON	MA	02135	617-782-9000				
	Active	Wholesaler	Interstate Electric Equipment	Interstate HVAC Controls	30 VINELAND STREET	BRIGHTON	MA	02135	617-782-9000				
	Active	General Contractor	Interstate Refrigerant Recovery, Inc.	Interstate Refrigerant Recovery, Inc.	12 Morse Pl	Foxboro	MA	02035	(508) 560-5735				
M20021	Active	HVAC Contractor	Johnson Controls	Johnson Controls	39 Salem St	Lynnfield	MA	01940	781-224-5510	6/23/2022	0	1	0.0062
M11142	Active	Wholesaler	Johnstone Supply	Johnstone Supply Co	35 INDUSTRIAL PARKWAY	WOBURN	MA	01801	781-933-8506	1/20/2022	0	26	0.1922
M11141	Active	Wholesaler	Johnstone Supply	Johnstone Supply 447	91 Hicks Ave	MEDFORD	MA	02155	781-391-5550	12/14/2022	0	37	0.341
	Active	Wholesaler	Johnstone Supply	Johnstone Supply Co	105 Avocado Street	Springfield	MA	01104	(413) 781-1721				
	Active	Wholesaler	Johnstone Supply	Johnstone Of Waltham	303 Bear Hill Road	Waltham	MA	02451					
	Active	Wholesaler	Johnstone Supply	Johnstone Supply Of Worcester	4 Quinsigamond Ave.	Worcester	MA	01608	508-795-7777				
	Active	Wholesaler	Johnstone Supply	Johnstone Supply Of Worcester	4 Quinsigamond Ave.	Worcester	MA	01608	508-795-7777				
	Active	Wholesaler	Johnstone Supply	Johnstone Of Waltham	303 Bear Hill Road	Waltham	MA	02451					
	Active	Wholesaler	Johnstone Supply	Johnstone Of Lowell	588 Gorham St.	Lowell	MA	01852					
	Active	Wholesaler	Johnstone Supply	Johnstone Supply Co	35 INDUSTRIAL PARKWAY	WOBURN	MA	01801	781-933-8506				
	Active	Wholesaler	Johnstone Supply	Johnstone Supply	50 RocSam Park Road	Braintree	MA	02184	781-427-7777				
	Active	Wholesaler	Johnstone Supply	Johnstone Supply Co	105 Avocado Street	Springfield	MA	01104	(413) 781-1721				
	Active	Wholesaler	Johnstone Supply	Johnstone Supply Co	105 Avocado Street	Springfield	MA	01104	(413) 781-1721				
	Prospective	Wholesaler	Johnstone Supply	Johnstone Supply	4 Quinsigamond Avenue	Worcester	MA	1608					
	Active	HVAC Contractor	Lawrence Air Systems Inc.	Lawrence Air Systems Inc.	1590 Fall River Ave.	Seekonk	MA	02771	(401) 641-7839				
M13300	Active	Wholesaler	Lennox	Lennox Industries Inc.	7 LOPEZ ROAD	WILMINGTON	MA	01887	978-694-1500	6/9/2022	0	94	1.0416
	Active	Wholesaler	Lennox	Lennox Industries Inc.	7 LOPEZ ROAD	WILMINGTON	MA	01887	978-694-1500				
	Active	Wholesaler	Lennox	Lennox Industries Inc.	7 LOPEZ ROAD	WILMINGTON	MA	01887	978-694-1500				
	Active	Wholesaler	Lennox	Lennox Industries Inc.	7 LOPEZ ROAD	WILMINGTON	MA	01887	978-694-1500				
	Active	Wholesaler	Lennox	Lennox Industries Inc.	7 LOPEZ ROAD	WILMINGTON	MA	01887	978-694-1500				
	Active	Wholesaler	Lennox	Lennox Stores	8 Norfolk Ave	South Easton	MA	02301	774-297-6000				
	Active	HHW	Locust Street Transfer Station	Locust Street Transfer Station	125 Locust Street	Northampton	MA	01060	413-587-1570				
	Active	HVAC Contractor	Mad Dash Inc.	Mad Dash Inc.	19 McKeon Road	Worcester	MA	01610					
	Active	HVAC Contractor	Mad Dash Inc.	Mad Dash Inc.	19 McKeon Road	Worcester	MA	01610					
	Active	HVAC Contractor	Milltown Plumbing & Heating	Milltown Plumbing & Heating	131 Steadman St.	Chelmsford	MA	01824	(978) 453-5684				
	Active	HVAC Contractor	Morris Heating & Air	Morris Heating & Air	56 Mitchell Road	Ipswich	MA	01938	978-356-4328				
	Active	HVAC Contractor	Muirfield Mechanical	Muirfield Mechanical	80 Littlefield Road	Boxborough	MA	01719	978-263-7130				
	Active	HVAC Contractor	Nashoba Air & Boilerworks	Nashoba Air & Boilerworks	527 Great Rd.	Littleton	MA	01460	(978) 486-0600				
	Inactive	HVAC Contractor	National Grid	National Grid	62 SECOND AVE	BURLINGTON	MA	01803	781-359-2600				
	Inactive	HVAC Contractor	National Grid	National Grid	62 SECOND AVE	BURLINGTON	MA	01803	781-359-2600				
	Inactive	HVAC Contractor	National Grid	National Grid	62 SECOND AVE	BURLINGTON	MA	01803	781-359-2600				
	Active	HHW	NBSWMD	Town of Cheshire TS	6 Main St.	Cheshire	MA	01225					
	Active	HHW	NBSWMD	Nbswmd Offices	3 Hoosac St.	ADAMS	MA	01220					
	Active	HHW	NBSWMD	Town of Hinsdale TS	106 Plunkett Reservoir Rd.	Hinsdale	MA	01235					
	Active	HHW	NBSWMD	Town of Adams TS	300 East Rd.	Adams	MA	01220					
	Active	HHW	NBSWMD	Town of Windsor TS	RT9	Windsor	MA	01270					
	Active	HHW	NBSWMD	Town of Peru TS	East Main Rd.	Peru	MA	01235					
	Inactive	HVAC Contractor	Next Step Living, Inc.	Next Step Living, Inc.	21 DRYDOCK AVE. 2ND FLOOR	BOSTON	MA	02210	781-507-1911				
	Inactive	HVAC Contractor	Next Step Living, Inc.	Next Step Living, Inc.	21 DRYDOCK AVE. 2ND FLOOR	BOSTON	MA	02210	781-507-1911				
	Inactive	HVAC Contractor	Next Step Living, Inc.	Next Step Living, Inc.	21 DRYDOCK AVE. 2ND FLOOR	BOSTON	MA	02210	781-507-1911				
	Inactive	HVAC Contractor	Next Step Living, Inc.	Next Step Living, Inc.	21 DRYDOCK AVE. 2ND FLOOR	BOSTON	MA	02210	781-507-1911				
	Inactive	HHW	Northampton Dpw	Northampton Dpw	125 LOCUST STREET	NORTHAMPTON	MA	01060	413 587-1059				
	Inactive	HHW	Northampton Dpw	Northampton Dpw	125 LOCUST STREET	NORTHAMPTON	MA	01060	413 587-1059				

Massachusetts
2022 Collection Location Summary Report

	Inactive	Wholesaler	Northampton Plbg Sup	Northampton Plbg Sup	168 INDUSTRIAL DR	NORTHAMPTON	MA	01062	413-584-4250				
	Inactive	Wholesaler	Northampton Plbg Sup	Northampton Plbg Sup	168 INDUSTRIAL DR	NORTHAMPTON	MA	01062	413-584-4250				
	Active	Wholesaler	North Shore Heating	North Shore Heating	454 SUMMER STREET	LYNN	MA	01905	781-595-5101				
	Inactive	HVAC Contractor	O'Connell's Oil Associates Inc.	O'Connell's Oil Associates Inc.	545 MERRILL RD.	PITTSFIELD	MA	01202	413-499-4800				
	Active	HVAC Contractor	P.R. Douglas Co., Inc.	P.R. Douglas Co., Inc.	33 Calvary Street	Waltham	MA	02453	781-330-7084				
	Active	Wholesaler	Pameco Corp.	Pameco Corp.	89 MYRON ST	WEST SPRINGFIELD	MA	01089					
	Inactive	Wholesaler	Peabody Supply Co	Peabody Supply Co	58R Pulaski Street	PEABODY	MA	01960	(978) 532-2200				
	Inactive	Wholesaler	Peabody Supply Co	Peabody Supply Co	25 Commerce Way	NORTH ANDOVER	MA	01845	978-682-5634				
	Active	HVAC Contractor	Petro	Atlas Glen-Mor	295 Eastern Avenue	Chelsea	MA	02150	617-887-7357				
P10673	Active	Wholesaler	Pioneer Valley Winnelson	Winsupply of Pioneer Valley	12 Bowles Road	Agawam	MA	01001	413-786-4500	6/27/2022	0	6	0.0496
	Active	Wholesaler	Pioneer Valley Winnelson	Winsupply of Pioneer Valley	12 Bowles Road	Agawam	MA	01001	413-786-4500				
	Active	Wholesaler	Pioneer Valley Winnelson	Winsupply of Pioneer Valley	12 Bowles Road	Agawam	MA	01001	413-786-4500				
	Inactive	Other	Placeholder	Supply New England	25 Eastline Road	Edgartown	MA	02539	(508) 693-6792				
	Inactive	Other	Placeholder	Supply New England	28 Aaron's Way	West Yarmouth	MA	02673	(508) 775-5818				
	Inactive	Other	Placeholder	Supply New England	17 Teasdale Circle	Nantucket	MA	02554	(508) 228-0544				
	Inactive	Other	Placeholder	Supply New England	2 Bog Hollow Road	Orleans	MA	02653	(508) 255-0560				
	Inactive	Other	Placeholder	Supply New England	343 Dillingham Ave.	Falmouth	MA	02540	(508) 457-9720				
	Inactive	Other	Placeholder	Supply New England	582 Quaker Hwy	South Uxbridge	MA	01569	(508) 278-7761				
	Active	Wholesaler	Plimpton & Hills Corp	Plimpton & Hills Corp.	25 Mill River Lane	Springfield	MA	01105	413-731-1500				
	Active	Wholesaler	Plimpton & Hills Corp	Plimpton & Hills Corp.	10 Crissey Road	Great Barrington	MA	01230	413-528-6723				
	Active	Wholesaler	Plimpton & Hills Corp	Plimpton & Hills Corp.	28 Yorkshire Avenue	Pittsfield	MA	01201	413-629-1942				
	Active	Wholesaler	Plimpton & Hills Corp	Plimpton & Hills Corp.	28 Yorkshire Avenue	Pittsfield	MA	01201	413-629-1942				
	Active	Wholesaler	Plumber's Supply	Plumber's Supply	555 Rodman St	Fall River	MA	02721	401-431-0800				
M15727	Active	Wholesaler	Plumber's Supply	Plumber's Supply	555 Rodman St	Fall River	MA	02721	401-431-0800	11/18/2022	0	32	0.2542
M19634	Active	Wholesaler	Plumber's Supply	Plumber's Supply	10 Dana Street	Taunton	MA	02780	508-823-0733	6/24/2022	0	67	0.4154
	Inactive	Wholesaler	Plumber's Supply	Plumber's Supply	429 Church Street	New Bedford	MA	02745	508-985-4966				
	Active	Wholesaler	Plumber's Supply	Plumber's Supply	700 Acushnet Avenue	New Bedford	MA	02740	508-997-9451				
	Inactive	Wholesaler	Plumbers' Supply Co.	Plumbers' Supply Co.	429 CHURCH ST.	NEW BEDFORD	MA	02745	508-985-4966				
	Inactive	Wholesaler	Plumbers' Supply Co.	Plumbers' Supply Co.	429 CHURCH ST.	NEW BEDFORD	MA	02745	508-985-4966				
	Inactive	Wholesaler	Plumbers' Supply Co.	Plumbers' Supply Co.	429 CHURCH ST.	NEW BEDFORD	MA	02745	508-985-4966				
M21820	Active	Wholesaler	Plumbers' Supply Company	Plumbers' Supply Company	555 Rodman St.	Fall River	MA	02721	508-675-7478	2/7/2022	0	79	0.5394
M20032	Active	Wholesaler	Plumbers' Supply Company	Plumbers' Supply Company	3090 Cranberry Highway	East Wareham	MA	02538	508-295-1533	2/28/2022	0	34	0.217
M20033	Active	Wholesaler	Plumbers' Supply Company	Plumbers' Supply Company	55 Millbrook Street	Worcester	MA	01606	508-753-1491	2/14/2022	0	10	0.062
	Active	Wholesaler	Plumbers' Supply Company	Plumbers' Supply Company	40 Water St	Arlington	MA	02474	781-648-4430				
	Active	Wholesaler	Plumbers' Supply Company	Plumbers' Supply Company	720 Mechanic Street	Leominster	MA	01453	978-534-8894				
	Active	Wholesaler	Plumbers' Supply Company	Plumbers' Supply Company	60 Tenean St	Dorchester	MA	02122					
	Active	Wholesaler	Plumbers' Supply Company	Plumbers' Supply Company	98R State Road	Vineyard Haven	MA	02568	508-693-6263				
	Active	Wholesaler	Plumbers' Supply Company	Plumbers' Supply Company	16 Arrowhead Drive	Nantucket	MA	02554	508-228-2020				
	Inactive	Wholesaler	Plumbers' Supply Company	Plumbers' Supply Company	99 Eastman St	South Easton	MA	02375	508-238-9250				
	Active	Wholesaler	Plumbers' Supply Company	Plumbers' Supply Company	555 Rodman St.	Fall River	MA	02721	508-675-7478				
	Active	Wholesaler	Plumbers' Supply Company	Plumbers' Supply Company	55 Millbrook Street	Worcester	MA	01606	508-753-1491				
	Active	Wholesaler	Plumbers Supply Co	Plumbers Supply Co	128 Waltham St	Watertown	MA	02472	508-542-1325				
	Inactive	HVAC Contractor	Powers Energy Solutions, LLC	Vincent Murdocca	40 Herbert St.	Wakefield	MA	01880					
	Active	Wholesaler	Premier Supply Group	Pittsfield Plumbing Supply	45 Commercial Street	Pittsfield	MA	01201	413-499-1902				
	Active	Wholesaler	Premier Supply Group	Premier Supply Group	38 S. Main Street	Athol	MA	01331	978-248-9500				
	Active	Wholesaler	Premier Supply Group	Hampden County Plumbing Supply	372 Pasco Road	Springfield	MA	01119	413-782-4420				
	Active	Wholesaler	Premier Supply Group	Premier Supply Group	8 Coleman Avenue	Westfield	MA	01085	413-562-1046				
	Active	Wholesaler	Premier Supply Group	Northampton Plumbing Supply	168 Industrial Drive	Northampton	MA	01060	413-584-4250				
	Active	Wholesaler	Premier Supply Group	Franklin County Plumbing Supply	300 Chapman St	Greenfield	MA	01301	413-774-6002				
	Inactive	Wholesaler	R. E. Michel Co.	R. E. Michel Company	38 Southbridge Street	Auburn	MA	01501	580-752-3339				
	Active	Wholesaler	R. E. Michel Co.	R. E. Michel Company, Inc	63 HICKS AVENUE	MEDFORD	MA	02155	781-395-3407				
	Active	Wholesaler	R. E. Michel Co.	R. E. Michel Company, Inc	63 HICKS AVENUE	MEDFORD	MA	02155	781-395-3407				
	Active	Wholesaler	R. E. Michel Co.	R. E. Michel Company, Inc	63 HICKS AVENUE	MEDFORD	MA	02155	781-395-3407				
	Active	Wholesaler	R. E. Michel Co.	R. E. Michel Company, Inc	63 HICKS AVENUE	MEDFORD	MA	02155	781-395-3407				
	Active	Wholesaler	R. E. Michel Co.	R. E. Michel	38 SOUTHBRIDGE ST	Auburn	MA	01501					
	Inactive	Wholesaler	R.E. Michel Company, Inc - Closed	R.E. Michel Company, Inc - Closed	13 HOPE AVENUE	WORCESTER	MA	01603	508-752-3339				
	Inactive	Wholesaler	R.E. Michel Company, Inc - Closed	R.E. Michel Company, Inc - Closed	13 HOPE AVENUE	WORCESTER	MA	01603	508-752-3339				
	Inactive	HHW	Raynham Transfer Station	Raynham Transfer Station	1555 KING PHILIP STREET	RAYNHAM	MA	02767	508 824 2718				
	Active	HHW	Recycling Center	Recycling Center	100 KENNEDY DRIVE	WINTHROP	MA	02152	617 846 1341				
M20093	Active	HVAC Contractor	Rise Engineering	Rise Engineering	765 Attucks Lane	Hyannis	MA	02601	(508) 568-1926	3/25/2022	0	163	1.0106
M20904	Active	HVAC Contractor	Rise Engineering	Rise Engineering	60 Shawmut Road Unit 2	Canton	MA	02021	401-784-3700	1/13/2022	0	116	0.7316
M20906	Active	HVAC Contractor	Rise Engineering	Rise Engineering	60 Shawmut Road Unit 2	Canton	MA	02021	401-784-3700	4/4/2022	0	0	0
M20906	Active	HVAC Contractor	Rise Engineering	Rise Engineering	60 Shawmut Road Unit 2	Canton	MA	02021	401-784-3700	4/4/2022	0	137	0.0124
	Active	HVAC Contractor	Rise Engineering	Rise Engineering	60 Shawmut Road Unit 2	Canton	MA	02021	401-784-3700				
	Active	HVAC Contractor	Rise Engineering	Rise Engineering	60 Shawmut Road Unit 2	Canton	MA	02021	401-784-3700				
	Active	HVAC Contractor	Rise Engineering	Rise Engineering	60 Shawmut Road Unit 2	Canton	MA	02021	401-784-3700				
	Active	HVAC Contractor	Rise Engineering	Rise Engineering	60 Shawmut Road Unit 2	Canton	MA	02021	401-784-3700				
	Active	HVAC Contractor	Rise Engineering	Rise Engineering	60 Shawmut Road Unit 2	Canton	MA	02021	401-784-3700				
	Active	HVAC Contractor	Rise Engineering	Rise Engineering	765 Attucks Lane	Hyannis	MA	02601	(508) 568-1926				
	Active	Wholesaler	Rivervalley Supply Co	Rivervalley Supply Co	472 RIVER STREET	HAVERHILL	MA	01831	978-374-4771				
M14321	Active	Wholesaler	Robinson Supply Company	Robinson Supply Company	147 Washington Street	Plainville	MA	02762	508-643-1300	1/28/2022	0	97	0.7626
	Active	Wholesaler	Robinson Supply Company	Dakin Comfort Tech	35 CIT Avenue	Hyannis	MA	02601	508-775-4115				
	Active	Wholesaler	Robinson Supply Company	Robinson Supply Company	195 Broadway	Fall River	MA	02721	508-675-7433				
	Active	Wholesaler	Robinson Supply Company	Robinson Supply Company	45 Industrial Pkwy	Woburn	MA	01801	781-933-1355				
	Active	HHW	Russell Town Hall	Russell Town Hall	65 MAIN STREET	RUSSELL	MA	01071					
M15935	Active	Wholesaler	S.G. Torrice Co	S. G. Torrice Corp	1 First Ave	PEABODY	MA	01960	978-977-7900	7/1/2022	0	15	0.1426
M15933	Active	Wholesaler	S.G. Torrice Co	S. G. Torrice Corp	80 INDUSTRIAL WAY	WILMINGTON	MA	01887	(978) 657-7779	5/25/2022	0	121	0.806
M15933	Active	Wholesaler	S.G. Torrice Co	S. G. Torrice Corp	80 INDUSTRIAL WAY	WILMINGTON	MA	01887	(978) 657-7779	4/15/2022	10	71	0.6882
	Inactive	Wholesaler	S.G. Torrice Co	S. G. Torrice Co	181 ELLIOTT STREET	BEVERLY	MA	01915	978-927-7120				
	Inactive	Wholesaler	S.G. Torrice Co	S. G. Torrice Co	80 Industrial Way	Wilmington	MA	01887	(800) 888-8359				
	Active	Wholesaler	S.G. Torrice Co	S. G. Torrice Corp	81 YORK AVENUE	RANDOLPH	MA	02368	800-727-HVAC				
	Active	Wholesaler	S.G. Torrice Co	S. G. Torrice Corp	81 YORK AVENUE	RANDOLPH	MA	02368	800-727-HVAC				
	Active	Wholesaler	S.G. Torrice Co	S. G. Torrice Corp	1 First Ave	PEABODY	MA	01960	978-977-7900				
	Active	Wholesaler	S.G. Torrice Co	S. G. Torrice Corp	600 West St.	Mansfield	MA	02048	508-541-9014				

Massachusetts
2022 Collection Location Summary Report

	Active	Wholesaler	S.G. Torrice Co	S. G. Torrice Corp	600 West St.	Mansfield	MA	02048	508-541-9014				
	Active	Wholesaler	S.G. Torrice Co	S. G. Torrice Corp	80 INDUSTRIAL WAY	WILMINGTON	MA	01887	(978) 657-7779				
	Active	Wholesaler	S.G. Torrice Co	S. G. Torrice Corp	71 BODICK ROAD	HYANNIS	MA	02601	508-790-8856				
	Active	Wholesaler	S.G. Torrice Co	S. G. Torrice Corp	71 BODICK ROAD	HYANNIS	MA	02601	508-790-8856				
	Active	Wholesaler	S.G. Torrice Co	S. G. Torrice Corp	1 First Ave	PEABODY	MA	01960	978-977-7900				
	Active	Wholesaler	S.G. Torrice Co	S. G. Torrice Corp	71 BODICK ROAD	HYANNIS	MA	02601	508-790-8856				
	Prospective	Wholesaler	S.G. Torrice Co	Sg Torrice Corp.	14 Everberg Road	Woburn	MA	1801					
	Active	Wholesaler	S.G. Torrice Company, Inc.	S.G. Torrice Company, Inc.	30 Northampton Street, Rear	Boston	MA	02118	857-233-4330				
	Active	Wholesaler	S.G. Torrice Company, Inc.	S.G. Torrice Company, Inc.	30 Northampton Street, Rear	Boston	MA	02118	857-233-4330				
	Inactive	Wholesaler	S&A Supply	S&A Supply	1311 East St	Pittsfield	MA	01201	413-443-9681				
	Active	Wholesaler	S&A Supply	S&A Supply	20 Maple Ave	Great Barrington	MA	01230	413-528-3470				
	Active	Wholesaler	S&A Supply	S&A Supply	1311 EAST STREET	PITTSFIELD	MA	01201	973-427-3320				
	Active	Wholesaler	S&A Supply	S&A Supply	1311 EAST STREET	PITTSFIELD	MA	01201	973-427-3320				
	Inactive	Wholesaler	S&A Supply	S&A Supply	20 MAPLE AVENUE	GREAT BARRINGTON	MA	01230	973-427-3320				
	Inactive	Wholesaler	S & A Supply Inc	S & A Supply Inc	1311 EAST ST.	PITTSFIELD	MA	01201	413-443-9681				
	Inactive	Wholesaler	S & A Supply Inc	S & A Supply Inc	1311 EAST ST.	PITTSFIELD	MA	01201	413-443-9681				
	Active	Wholesaler	Salem Plumbing	Salem Plumbing	97 RIVER STREET	BEVERLY	MA	01915	978-921-1200				
	Active	Wholesaler	Salem Plumbing	Salem Plumbing	97 RIVER STREET	BEVERLY	MA	01915	978-921-1200				
M20636	Active	HVAC Contractor	Scanlon Associates	Clearesult	41 Brigham St	Marlborough	MA	01752-5143		10/18/2022	0	164	1.0416
M20634	Active	HVAC Contractor	Scanlon Associates	Clearesult	41 Brigham St	Marlborough	MA	01752-5143		10/18/2022	0	167	1.0726
M20631	Active	HVAC Contractor	Scanlon Associates	Clearesult	41 Brigham St	Marlborough	MA	01752-5143		10/18/2022	0	177	1.1594
M20629	Active	HVAC Contractor	Scanlon Associates	Clearesult	41 Brigham St	Marlborough	MA	01752-5143		10/26/2022	0	159	1.0168
	Active	HVAC Contractor	Scanlon Associates	Clearesult	41 Brigham St	Marlborough	MA	01752-5143					
	Active	HVAC Contractor	Scanlon Associates	Clearesult	41 Brigham St	Marlborough	MA	01752-5143					
	Active	HVAC Contractor	Scanlon Associates	Clearesult	41 Brigham St	Marlborough	MA	01752-5143					
	Inactive	Wholesaler	Security Supply	Security Supply	50 Roberts Drive	N Adams	MA	01247	413-664-6374				
	Inactive	Wholesaler	Security Supply Co	Security Supply Co	65 WALDEN ST	NORTH ADAMS	MA	01247	413-664-6374				
M21776	Active	HHW	Seekonk Public Works	Seekonk Public Works	871 TAUNTON AVE	SEEKONK	MA	02771	(508) 336-8523	7/6/2022	0	11	0.0682
	Active	HHW	Seekonk Public Works	Seekonk Public Works	871 TAUNTON AVE	SEEKONK	MA	02771	(508) 336-8523				
	Active	HHW	Seekonk Public Works	Seekonk Public Works	871 TAUNTON AVE	SEEKONK	MA	02771	(508) 336-8523				
M14242	Active	Wholesaler	Sid Harvey	Sid Harvey Industries	50 Finnell Drive, Unit 10	Weymouth	MA	02188	781-803-3344	6/28/2022	0	114	0.7316
	Active	Wholesaler	Sid Harvey	Sid Harvey	18 Green St.	Malden	MA	02148	781-322-9600				
	Active	Wholesaler	Sid Harvey	Sid Harvey	20 Aegean Dr., Unit 11	Methuen	MA	01844	978-258-9681				
	Active	Wholesaler	Sid Harvey	Sid Harvey Industries	8 Capital Drive	West Springfield	MA	01089	413-788-0979				
	Active	Wholesaler	Sid Harvey	Sid Harvey Industries	1256 EASTERN AVE.	MAIDEN (BOSTON)	MA	02148					
	Inactive	Wholesaler	Sid Harvey	Sid Harvey	Sid Harvey	BRAINTREE	MA	02184					
	Prospective	Wholesaler	Sid Harvey	Sid Harvey Industries	208 Old Yarmouth Road	Hyannis	MA	2601					
M16779	Active	Wholesaler	Sid Harvey	Sid Harvey	8 C St.	Auburn	MA	01501	508-756-4315	3/4/2022	0	71	0.4526
	Active	Wholesaler	Sid Harvey	Sid Harvey	8 C St.	Auburn	MA	01501	508-756-4315				
	Inactive	Wholesaler	Sid Harvey Industries (Closed)	Sid Harvey Industries (Closed)	7 HEALY CT	DANVERS	MA	01923	978-750-4541				
	Active	HVAC Contractor	Solarcity	Solarcity	565 Commerce Dr.	Fall River	MA	02720	774-249-6920				
	Active	HVAC Contractor	Solarcity	Solarcity	24 Saint Martin Dr.	Marlborough	MA	01752	774-245-8647				
	Active	HVAC Contractor	Solarcity	Solarcity	412R Washington St	Pembroke	MA	02061	774-222-7427				
	Active	HVAC Contractor	Solarcity	Solarcity	112 Great Western Rd.	South Dennis	MA	02660	774-249-6910				
	Active	HVAC Contractor	Solarcity	Solarcity	604 Silver Street	Agawam	MA	01001	902-584-5780				
	Active	HVAC Contractor	Solarcity	Solarcity	800 Research Dr.	Wilmington	MA	01887	415-697-6895				
	Active	HVAC Contractor	Solarcity	Solarcity	25 Mohawk Drive	Leominster	MA	01453	774-364-3141				
	Active	HVAC Contractor	Solarcity	Solarcity	25 Mohawk Drive	Leominster	MA	01453	774-364-3141				
	Active	Wholesaler	South Shore Heating & Cooling	South Shore Heating & Cooling	57 White's Path	South Yarmouth	MA	02664	508-398-6901				
M11157	Active	Wholesaler	South Shore Oil Heat Supply	South Shore Oil Heat Supply	137 PLYMOUTH STREET	BROCKTON	MA	02302	508-588-3600	4/1/2022	0	43	0.4216
M11159	Active	Wholesaler	South Shore Oil Heat Supply	South Shore Oil Heat Supply	137 PLYMOUTH STREET	BROCKTON	MA	02302	508-588-3600	4/1/2022	0	34	0.2418
	Active	Wholesaler	South Shore Oil Heat Supply	South Shore Oil Heat Supply	137 PLYMOUTH STREET	BROCKTON	MA	02302	508-588-3600				
	Active	Wholesaler	South Shore Oil Heat Supply	South Shore Oil Heat Supply	137 PLYMOUTH STREET	BROCKTON	MA	02302	508-588-3600				
	Active	Wholesaler	Supply New England	Supply New England	123 East St.	Attleboro	MA	02703	508-222-5555				
	Active	Wholesaler	Supply New England	Supply New England	25 East Line Road	Edgartown	MA	02539	508-693-6792				
	Active	Wholesaler	Supply New England	Supply New England	17 Teasdale Circle	Nantucket	MA	02554	508-228-0544				
	Active	Wholesaler	Supply New England	Supply New England	343 Dillingham Avenue	Falmouth	MA	02540	508-457-9720				
	Active	Wholesaler	Supply New England	Supply New England	582 Quaker Highway	Uxbridge	MA	01569	508-278-7761				
	Active	Wholesaler	Supply New England	Supply New England	25 East Line Road	Edgartown	MA	02539	508-693-6792				
	Active	Wholesaler	Supply New England	Supply New England	17 Teasdale Circle	Nantucket	MA	02554	508-228-0544				
	Active	Wholesaler	Supply New England	Supply New England	343 Dillingham Avenue	Falmouth	MA	02540	508-457-9720				
	Active	Wholesaler	Supply New England	Supply New England	582 Quaker Highway	Uxbridge	MA	01569	508-278-7761				
	Inactive	Wholesaler	Supply New England	Supply New England	123 East Street	Attleboro	MA	02703	508-222-5555				
	Active	Wholesaler	Supply New England	Supply New England	186 Plymouth Avenue	Fall River	MA	02722	508-673-5801				
	Active	Wholesaler	Supply New England	Supply New England	70 Windhom Street	Boston	MA	02134	617-787-1800				
	Active	Wholesaler	Supply New England	Supply New England	343 Dillingham Avenue	Falmouth	MA	02540	508-457-9720				
M21345	Active	Wholesaler	Supply New England	Supply New England	123 East St.	Attleboro	MA	02703	508-222-5555	6/21/2022	0	2	0.0124
	Prospective	Wholesaler	Supply New England	Supply New England (Kitchen/Bath Gallery)	323 Speen Street	Natick	MA	1760					
	Prospective	Wholesaler	Supply New England	Supply New England (Kitchen/Bath Gallery)	11 Robert F. Toner Blvd.	North Attleboro	MA	2763					
	Inactive	Wholesaler	The Bell/Simons Co	Bell Simons Co		FRAMINGHAM	MA	01702					
	Inactive	Wholesaler	The Bell/Simons Co	Bell Simons Co		CHARLESTOWN	MA	02129					
	Active	Wholesaler	The Bell/Simons Co	The Bell Simons Co	6 Kane Industrial Drive	Hudson	MA	01749	978-562-9070				
	Active	Wholesaler	The Bourneuf Corp	The Bourneuf Corp	55 ALLEY ST.	LYNN	MA	01902	781-592-0583				
	Active	Wholesaler	The Granite Group	The Granite Group	1035 WESTFORD ST.	Lowell	MA	01851					
	Active	Wholesaler	The Granite Group	The Granite Group	1035 WESTFORD ST	Lowell	MA	01851	978-458-3200				
	Active	Wholesaler	The Granite Group	The Granite Group	320 HAMILTON ST	Leominster	MA	01453	978-728-0701				
	Active	Wholesaler	The Granite Group	The Granite Group	12 E WORCESTER ST	Worcester	MA	01604					
	Active	Wholesaler	The Portland Group	The Portland Group	74 SALEM ROAD	NORTH BILLERICA	MA	01862	978-262-1356				
	Active	Wholesaler	The Portland Group	The Portland Group	660 Lincoln Street	Worcester	MA	01605	508-853-5912				
M19055	Active	Wholesaler	The Portland Group	The Portland Group	390 Franklin Street	Framingham	MA	01702	508-875-7484	10/24/2022	0	32	0.2604
M19058	Active	Wholesaler	The Portland Group	The Portland Group	472 River Street	Haverhill	MA	01832	978-374-4771	7/5/2022	0	59	0.3658
M19060	Active	Wholesaler	The Portland Group	The Portland Group	350 Richmond Street	Raynham	MA	02767	508-880-4902	6/20/2022	0	4	0.0372

Massachusetts
2022 Collection Location Summary Report

	Active	Wholesaler	The Portland Group	The Portland Group	82 Gerard Street	Boston	MA	02119	617-442-6950				
	Active	Wholesaler	The Portland Group	The Portland Group	74 Mystic Avenue	Medford	MA	02155	781-395-5807				
	Active	Wholesaler	The Portland Group	The Portland Group	20 Westwood Street	West Newton	MA	02465	617-527-7040				
	Active	Wholesaler	The Portland Group	The Portland Group	224 Needham Street	Newton	MA	02464	617-332-6662				
	Active	Wholesaler	The Portland Group	The Portland Group	660 Lincoln Street	Worcester	MA	01605	508-853-5912				
	Active	Wholesaler	The Portland Group	The Portland Group	74 SALEM ROAD	NORTH BILLERICA	MA	01862	978-262-1356				
	Active	Wholesaler	The Portland Group	The Portland Group	660 Lincoln Street	Worcester	MA	01605	508-853-5912				
	Active	Wholesaler	The Portland Group	The Portland Group	82 Gerard Street	Boston	MA	02119	617-442-6950				
	Active	Wholesaler	Torrington Supply	Torrcro	96 Union St	North Adams	MA	01247-3565	413-664-2790				
	Active	Wholesaler	Torrington Supply	Torrcro	30 Commercial Street	Pittsfield	MA	01201	800-570-1515				
	Active	HVAC Contractor	Total Comfort Mechanical	Total Comfort Mechanical	4 Garfield Circle	Burlington	MA	01803	(781) 697-9016				
	Active	HHW	Town Hall	Hancock Transfer Station	Rt. 43	HANCOCK	MA	01237	413 738 5225				
	Active	HHW	Town Hall	Town Of New Marlborough	616 Mill River Southfield Rd.	Southfield	MA	01259	413-229-8116				
	Active	HHW	Town Hall	Town Hall	171 Egremont Plain Road	North Egremont	MA	01252	413-528-0182				
	Active	HHW	Town Hall	Town Hall	895 Main Street	Ashby	MA	01431	978-423-9921				
	Active	HHW	Town Hall	Town Hall	120 MAIN STREET	BLANDFORD	MA	01008	413 822 2046				
	Inactive	HHW	Town Hall	Town Hall	41 ELM STREET	SOUTHBRIDGE	MA	01550	508-764-4252				
	Inactive	HHW	Town Hall	Town Hall	9 MONTAGUE RD	LEVERETT	MA	01054	413-548-9699				
	Active	HHW	Town Hall	Town Of New Marlborough	616 Mill River Southfield Rd.	Southfield	MA	01259	413-229-8116				
	Active	HHW	Town Hall	Hancock Transfer Station	Rt. 43	HANCOCK	MA	01237	413 738 5225				
	Active	HHW	Town Hall, Board Of Selectmen	Town Hall, Board Of Selectmen	140 Wood Street	Somerset	MA	02726	508-646-2800				
	Active	HHW	Town Hall Dept Of Public Works	Town Hall Dept Of Public Works	870 Moraine Street	Marshfield	MA	02050	781-831-3134				
	Active	HHW	Town Of Dighton	Town Of Dighton	979 Somerset Avenue	North Dighton	MA	02764	508-669-5182				
	Active	HHW	Town Of Dighton	Town Of Dighton	979 Somerset Avenue	North Dighton	MA	02764	508-669-5182				
	Active	HHW	Town Of Dighton	Board of Health	1111 Somerset Ave.	Dighton	MA	02715	(774) 872-0943				
	Active	HHW	Town Of Egremont	Town Of Egremont	171 A Egremont Plain Rd	South Egremont	MA	01258	(413) 528-0182 x22				
	Active	HHW	Town Of Egremont	Town Of Egremont	171 A Egremont Plain Rd	South Egremont	MA	01258	(413) 528-0182 x22				
	Active	HHW	Town Offices	Town Offices	21 STATE LINE ROAD	WEST STOCKBRIDGE	MA	01266	413-232-0300X319				
	Active	HHW	Town Offices	Town Offices	3 HOLLOW ROAD	WALES	MA	01081	413 245 7571 X105				
	Inactive	HHW	Town Offices-Select Board	Town Offices-Select Board	1890 ROUTE 9	WINDSOR	MA	01270	413 684 0251 413 684 3811				
	Active	HHW	Town Of Lynnfield Dpw	Town Of Lynnfield Dpw	55 Summer Street	Lynnfield	MA	01940	781-344-9595				
	Active	HHW	Town Of Otis Transfer Station	Town Of Otis Transfer Station - return to mailing	536 West Center Road	Otis	MA	01253	413-269-4873				
	Active	HHW	Town Of Otis Transfer Station	Town Of Otis Transfer Station - return to mailing	536 West Center Road	Otis	MA	01253	413-269-4873				
	Active	HHW	Town Of Phillipston	Town Of Phillipston	50 THE COMMON	PHILLIPSTON	MA	01331	978-249-1735				
	Active	HHW	Town Of Phillipston	Town Of Phillipston	50 THE COMMON	PHILLIPSTON	MA	01331	978-249-1735				
	Active	HHW	Town Of Plympton	Town Of Plympton	23 Palmer Road	Plympton	MA	02367	781-585-3703				
	Active	HHW	Town Of South Hadley	Town Of South Hadley	10 INDUSTRIAL DRIVE	SOUTH HADLEY	MA	01075	413-538-5033				
	Active	HHW	Town Of South Hadley	Town Of South Hadley	10 INDUSTRIAL DRIVE	SOUTH HADLEY	MA	01075	413-538-5033				
	Active	HHW	Town Of South Hadley	Town Of South Hadley	10 INDUSTRIAL DRIVE	SOUTH HADLEY	MA	01075	413-538-5033				
	Active	HHW	Town Of West Springfield, Dept. Of Pub	Town Of West Springfield, Dept. Of Public Works	26 CENTRAL STREET	WEST SPRINGFIELD	MA	01089	(413) 263-3234				
	Active	Wholesaler	Trane	Trane Supply	96E Commerce Way	Woburn	MA	01801	781-932-0423				
	Active	Wholesaler	Trane	Trane Supply	90 Carando Drive	Springfield	MA	01104	413-271-3001				
	Active	Wholesaler	Trane	Trane Supply	90 Carando Drive	Springfield	MA	01104	413-271-3001				
	Active	Wholesaler	Trane	Trane Supply	96E Commerce Way	Woburn	MA	01801	781-932-0423				
	Active	HHW	Transfer Station	Transfer Station - Board of Health	744 WEST STREET - SEND TO MAILING ADDRESS	GARDNER	MA	01440	978-630-4013				
	Active	HHW	Transfer Station	Town Of Bolton - Department Of Public Works	12 FORBUSH MILL ROAD	BOLTON	MA	01740	(978) 779-6402				
	Active	HHW	Transfer Station	Transfer Station	815 NEWTON STREET	CHESTNUT HILL	MA	02467	617 646 2708				
	Active	HHW	Transfer Station	Transfer Station - Board of Health	744 WEST STREET - SEND TO MAILING ADDRESS	GARDNER	MA	01440	978-630-4013				
	Active	HHW	Tri-Town Health Dept	Tri-Town Health Dept	45 Railroad Street	Lee	MA	01238	413-243-5540				
	Active	Wholesaler	United Refrigeration	United Refrigeration 39	25 Crescent Street	Worcester	MA	01605	508-754-7247				
	Active	Wholesaler	United Refrigeration	United Refrigeration	96 COMMERCE WAY	Woburn	MA	01801	(781) 932-1126				
	Active	Wholesaler	United Refrigeration	United Refrigeration	230 JOHN HANCOCK ROAD	TAUNTON	MA	02780	508-823-7300				
	Active	Wholesaler	United Refrigeration	United Refrigeration 37	69 Innerbelt Road	Somerville	MA	02143	617-776-8900				
	Active	Wholesaler	United Refrigeration	United Refrigeration 37	69 Innerbelt Road	Somerville	MA	02143	617-776-8900				
	Active	Wholesaler	United Refrigeration	United Refrigeration	96 COMMERCE WAY	Woburn	MA	01801	(781) 932-1126				
	Active	Wholesaler	United Refrigeration	United Refrigeration 37	69 Innerbelt Road	Somerville	MA	02143	617-776-8900				
	Active	Wholesaler	United Refrigeration	United Refrigeration	259 PAGE BLVD	SPRINGFIELD	MA	01104	413-737-3984				
M16600	Active	Wholesaler	United Refrigeration	United Refrigeration V0	59 Wexford Street	Needham	MA	02494	781-433-0090	6/28/2022	0	5	0.031
	Active	Wholesaler	United Refrigeration	United Refrigeration V0	59 Wexford Street	Needham	MA	02494	781-433-0090				
	Active	HVAC Contractor	Victory Htg & Air Conditioning Co. Inc.	Victory Htg & Air Conditioning Co. Inc.	115 Mendon St.	Bellingham	MA	02019	508 966-9858				
	Active	HVAC Contractor	Victory Htg & Air Conditioning Co. Inc.	Victory Htg & Air Conditioning Co. Inc.	115 Mendon St.	Bellingham	MA	02019	508 966-9858				
	Active	Wholesaler	Watco	Carrier Enterprise - Homans Associates	250 Ballardvale Street	Wilmington	MA	01887	(800) 648-8310				
M17678	Active	Wholesaler	Watco	Carrier Enterprise	155 Northboro Road	Southborough	MA	01772	800-406-2523	6/20/2022	0	20	0.124
	Active	Wholesaler	Watco	Carrier Enterprise	599 Commerce Street	Fall River	MA	02721	800-581-9181				
	Active	Wholesaler	Watco	Carrier Enterprise - Homans	57 Hicks Ave.	Medford	MA	02155	781-391-4199				
	Active	Wholesaler	Watco	Carrier Enterprise	130 Commerce Way	Woburn	MA	01801	781-937-7600				
	Active	Wholesaler	Watco	Homans Associates	101 B Millbury Street	Auburn	MA	01501	508-832-0501				
	Active	Wholesaler	Watco	Carrier Enterprise	192 Airport Road	Hyannis	MA	02601	508-790-1111				
	Active	Wholesaler	Watco	Carrier Enterprise	467 Cottage Street	Springfield	MA	01104	413-739-6045				
	Active	Wholesaler	Watco	Carrier Enterprise - Homans Associates	250 Ballardvale Street	Wilmington	MA	01887	(800) 648-8310				
	Active	HHW	Westfield Health Dept.	Westfield Health Dept.	57 Twiss Street	WESTFIELD	MA	01085	413-568-1159				
	Active	HHW	Westfield Health Dept.	Westfield Health Dept.	57 Twiss Street	WESTFIELD	MA	01085	413-568-1159				
	Active	HHW	Westfield Health Dept.	Westfield Health Dept.	57 Twiss Street	WESTFIELD	MA	01085	413-568-1159				
	Active	HHW	Westport Board Of Health	Westport Board Of Health	856 MAIN ROAD	WESTPORT	MA	02790	508 636 1015				
M12211	Active	Wholesaler	Weymouth Winair	Weymouth Winair	106 Finnell Drive	Weymouth	MA	02188	781-340-6777	6/28/2022	0	57	0.4836
	Active	Wholesaler	Weymouth Winair	Weymouth Winair	106 Finnell Drive	Weymouth	MA	02188	781-340-6777				
	Inactive	HVAC Contractor	Wheelabrator	Scanlon Associates	34 WASHINGTON AVENUE	ANDOVER	MA	01810	978-475-1776				
	Active	HVAC Contractor	Wheelabrator	Endless Energy	184 Cedar Hill St.	Marlborough	MA	01752	(508) 357-2355				
	Active	HVAC Contractor	Wheelabrator	Endless Energy	184 Cedar Hill St.	Marlborough	MA	01752	(508) 357-2355				
	Active	HVAC Contractor	Wheelabrator	Veolia Environmental Services - North America	90 Pleasant Street	West Bridgewater	MA	02379					
	Active	HVAC Contractor	Wheelabrator	Veolia Environmental Services - North America	90 Pleasant Street	West Bridgewater	MA	02379					
	Active	HVAC Contractor	Wheelabrator	Veolia Environmental Services - North America	90 Pleasant Street	West Bridgewater	MA	02379					
	Active	HVAC Contractor	Wheelabrator	Veolia Environmental Services - North America	90 Pleasant Street	West Bridgewater	MA	02379					

Massachusetts 2022 Collection Location Summary Report

[illegible]

Massachusetts
2022 Collection Location Bin Receipts

Bin Bar Code	Location Status	Location Type	Account: TRC Account Name	Name	Street	City	State	Zip Code	Contact Phone	Return Date	Number of Loose Switches	Number of Mercury Thermostats	Total Mercury Volume (lbs.)
P10673	Active	Wholesaler	Pioneer Valley Winnelson	Winsupply of Pioneer Valley	12 Bowles Road	Agawam	MA	01001	413-786-4500	6/27/2022	0	6	0.0496
M18709	Active	HHW	Amherst Transfer Station	Town Of Amherst D.P.W.	740 Belchertown Road	Amherst	MA	01002	413-259-3049	10/12/2022	0	37	0.2418
M21345	Active	Wholesaler	Supply New England	Supply New England	123 East St.	Attleboro	MA	02703	508-222-5555	6/21/2022	0	2	0.0124
M16779	Active	Wholesaler	Sid Harvey	Sid Harvey	8 C St.	Auburn	MA	01501	508-756-4315	3/4/2022	0	71	0.4526
M12200	Inactive	Wholesaler	Covanta - Semass	Brocton Furnace & Duct Distributors Inc.	54 Bodwell Street	Avon	MA	02322	508-580-4560	9/15/2022	0	3	0.0186
M12200	Inactive	Wholesaler	Covanta - Semass	Brocton Furnace & Duct Distributors Inc.	54 Bodwell Street	Avon	MA	02322	508-580-4560	10/28/2022	0	0	0
M14839	Active	Wholesaler	Covanta - Semass	Robinson Supply Company	284 Bodwell Street	Avon	MA	02322	508-586-5503	7/1/2022	0	4	0.031
P10175	Active	HHW	Belchertown Dept Of Public Works	Belchertown Dept Of Public Works	290 Jackson Street	Belchertown	MA	01007	413-323-0415	10/21/2022	0	2	0.0124
M18576	Active	Wholesaler	F.W. Webb	F.W. Webb	37 South Maple Street	Bellingham	MA	02019	508-966-4999	9/12/2022	0	43	0.4712
M16599	Active	Wholesaler	Covanta - Semass	United Refrigeration 46	65 Bay State Drive	Braintree	MA	02184	781-380-3838	6/28/2022	0	6	0.0372
M17676	Active	Wholesaler	Covanta - Semass	Carrier Enterprise	78 River Street	Braintree	MA	02184	800-770-9765	6/24/2022	0	3	0.0186
M18758	Active	Wholesaler	Covanta - Semass	Johnstone Supply	15 Scotland Boulevard	Bridgewater	MA	02324	508-279-1661	1/26/2022	0	154	0.9858
M12989	Active	HHW	City Of Brockton Recycle Depot	City Of Brockton Recycle Depot	301 OAK HILL WAY	BROCKTON	MA	02301	508-580-7827	10/18/2022	0	9	0.0558
M11157	Active	Wholesaler	South Shore Oil Heat Supply	South Shore Oil Heat Supply	137 PLYMOUTH STREET	BROCKTON	MA	02302	508-588-3600	4/1/2022	0	43	0.4216
M11159	Active	Wholesaler	South Shore Oil Heat Supply	South Shore Oil Heat Supply	137 PLYMOUTH STREET	BROCKTON	MA	02302	508-588-3600	4/1/2022	0	34	0.2418
M20904	Active	HVAC Contractor	Rise Engineering	Rise Engineering	60 Shawmut Road Unit 2	Canton	MA	02021	401-784-3700	1/13/2022	0	116	0.7316
M20906	Active	HVAC Contractor	Rise Engineering	Rise Engineering	60 Shawmut Road Unit 2	Canton	MA	02021	401-784-3700	4/4/2022	0	0	0
M20906	Active	HVAC Contractor	Rise Engineering	Rise Engineering	60 Shawmut Road Unit 2	Canton	MA	02021	401-784-3700	4/4/2022	0	137	0.0124
M12097	Active	Wholesaler	F.W. Webb	F.W. Webb	45 Commerce Way	Dedham	MA	02026	781-329-6200	6/27/2022	0	50	0.5084
M20991	Active	HHW	Devens Regional Hhw Collection Center	Devens Regional Hhw Collection Center	9 Cook Street	Devens	MA	01450	(978) 501-3943	9/16/2022	0	55	0.3658
M20032	Active	Wholesaler	Plumbers' Supply Company	Plumbers' Supply Company	3090 Cranberry Highway	East Wareham	MA	02538	508-295-1533	2/28/2022	0	34	0.217
M13493	Active	Wholesaler	Control Consultants	Control Consultants	242 LIBBEY INDUSTRIAL PKWY	EAST WEYMOUTH	MA	02189	781-335-8353	6/21/2022	0	6	0.0434
M13493	Active	Wholesaler	Control Consultants	Control Consultants	242 LIBBEY INDUSTRIAL PKWY	EAST WEYMOUTH	MA	02189	781-335-8353	11/14/2022	0	23	0.2294
M15727	Active	Wholesaler	Plumber's Supply	Plumber's Supply	555 Rodman St.	Fall River	MA	02721	401-431-0800	11/18/2022	0	32	0.2542
M21820	Active	Wholesaler	Plumbers' Supply Company	Plumbers' Supply Company	555 Rodman St.	Fall River	MA	02721	508-675-7478	2/7/2022	0	79	0.5394
M12060	Active	Wholesaler	Covanta - Semass	F.W. Webb	171 Worcester Court	Falmouth	MA	02540	774-255-4155	6/30/2022	0	43	0.3286
M20407	Active	Wholesaler	Covanta - Semass	Snow & Jones	149 Katherine Lee Bates Rd.	Falmouth	MA	02540	(508) 548-3811	6/30/2022	0	40	0.248
M13267	Active	Wholesaler	Bel Simons	The Bell Pump Company	56 DANIELS STREET	FITCHBURG	MA	01420	978-342-6686	9/8/2022	0	17	0.1302
M19055	Active	Wholesaler	The Portland Group	The Portland Group	390 Franklin Street	Framingham	MA	01702	508-875-7484	10/24/2022	0	32	0.2604
P10183	Active	Wholesaler	Delta T Distributors	Delta T Distributing Providence Franklin	40 KENWOOD CIRCLE UNIT 5	FRANKLIN	MA	02038	508-528-6660	6/20/2022	0	6	0.0372
M13049	Active	HHW	Franklin County Solid Waste Management	Franklin County Solid Waste Management District	117 Main Street	GREENFIELD	MA	01301	413-772-2438 call to st	11/28/2022	0	59	0.403
M21547	Active	Other	wTe Recycling	wTe Recycling	75 Southern Ave	Greenfield	MA	01301	413-772-2200	3/31/2022	0	1	0.0062
M19058	Active	Wholesaler	The Portland Group	The Portland Group	472 River Street	Haverhill	MA	01832	978-374-4771	7/5/2022	0	59	0.3658
M18117	Active	Wholesaler	Covanta - Semass	F.W. Webb	45 Park Pond Road	Hingham	MA	02043	781-749-9322	6/27/2022	0	65	0.6944
M13282	Active	Wholesaler	Bel Simons	The Simons Company	1050 FERNDOC STREET	HYANNIS	MA	02601	508-771-3588	6/27/2022	0	14	0.0868
M18339	Active	Wholesaler	Covanta - Semass	F.W. Webb	108 Breeds Hill Road	Hyannis	MA	02601	(508) 775-3890	6/24/2022	0	92	0.651
M20093	Active	HVAC Contractor	Rise Engineering	Rise Engineering	765 Attucks Lane	Hyannis	MA	02601	(508) 568-1926	3/25/2022	0	163	1.0106
M19108	Active	Wholesaler	F.W. Webb	F. W. Webb Company	180 Old Canal Drive	Lowell	MA	01851	978-937-9322	4/28/2022	0	69	0.5766
M20021	Active	HVAC Contractor	Johnson Controls	Johnson Controls	39 Salem St	Lynnfield	MA	01940	781-224-5510	6/23/2022	0	1	0.0062
M18287	Active	Wholesaler	F.W. Webb	F.W. Webb	700 Broadway	Malden	MA	02148	781-322-7111	11/8/2022	0	57	0.3968
M20636	Active	HVAC Contractor	Scanlon Associates	Clearsult	41 Brigham St	Marlborough	MA	01752-5143		10/18/2022	0	164	1.0416
M20634	Active	HVAC Contractor	Scanlon Associates	Clearsult	41 Brigham St	Marlborough	MA	01752-5143		10/18/2022	0	167	1.0726
M20631	Active	HVAC Contractor	Scanlon Associates	Clearsult	41 Brigham St	Marlborough	MA	01752-5143		10/18/2022	0	177	1.1594
M20629	Active	HVAC Contractor	Scanlon Associates	Clearsult	41 Brigham St	Marlborough	MA	01752-5143		10/26/2022	0	159	1.0168
M21858	Active	HHW	Covanta - Semass	Barnstable Transfer Station	45 Flint Street	Marstons Mills	MA	02648		2/2/2022	0	127	0.7874
M11141	Active	Wholesaler	Johnstone Supply	Johnstone Supply 447	91 Hicks Ave	MEDFORD	MA	02155	781-391-5550	12/14/2022	0	37	0.341
M16600	Active	Wholesaler	United Refrigeration	United Refrigeration V0	59 Wexford Street	Needham	MA	02494	781-433-0090	6/28/2022	0	5	0.031
M19111	Active	Wholesaler	F.W. Webb	F.W. Webb Company	915 Church Street	New Bedford	MA	02745		11/11/2022	0	79	0.7068
M15935	Active	Wholesaler	S.G. Torrice Co	S. G. Torrice Corp	1 First Ave	PEABODY	MA	01960	978-977-7900	7/1/2022	0	15	0.1426
M14321	Active	Wholesaler	Robinson Supply Company	Robinson Supply Company	147 Washington Street	Plainville	MA	02762	508-643-1300	1/28/2022	0	97	0.7626
M14650	Active	Wholesaler	Covanta - Semass	F.W. Webb	39 Prestige Way	Plymouth	MA	02360	508-830-4666	6/28/2022	0	74	0.5022
M16502	Active	Wholesaler	Covanta - Semass	Distributor Corporation Of New England	22 Mary B Lane	Plymouth	MA	02360	855-710-3385	6/30/2022	0	2	0.0124
M19060	Active	Wholesaler	The Portland Group	The Portland Group	350 Richmond Street	Raynham	MA	02767	508-880-4902	6/20/2022	0	4	0.0372
M20160	Active	Wholesaler	Covanta - Semass	Snow And Jones Supply	9 Jim Sebastian Way, Unit 11	Sandwich	MA	02563	508-694-5971	6/24/2022	0	3	0.0186
M20161	Active	Retailer	Covanta - Semass	Anchor Hardware	267 Cotuit Rd., St 2	Sandwich	MA	02563	508-477-2502	11/22/2022	0	0	0
M20161	Active	Retailer	Covanta - Semass	Anchor Hardware	267 Cotuit Rd., St 2	Sandwich	MA	02563	508-477-2502	10/21/2022	0	1	0.0062
M21776	Active	HHW	Seekonk Public Works	Seekonk Public Works	871 TAUNTON AVE	SEEKONK	MA	02771	(508) 336-8523	7/6/2022	0	11	0.0682
M21466	Active	HVAC Contractor	American Installations	American Installations	130 College St.	South Hadley	MA	01075	(413) 427-1570	10/7/2022	0	145	0.9238
M20617	Active	HVAC Contractor	American Installations	American Installations	130 College St.	South Hadley	MA	01075	(413) 427-1570	3/4/2022	0	154	0.992
M20426	Active	Wholesaler	Covanta - Semass	Snow & Jones Supply	167 Whites Path	South Yarmouth	MA	02664	(508) 258-3826	7/1/2022	0	8	0.0496
M17678	Active	Wholesaler	Watco	Carrier Enterprise	155 Northboro Road	Southborough	MA	01772	800-406-2523	6/20/2022	0	20	0.124
M13263	Active	Wholesaler	Bel Simons	Bell Pump Co	210 ALBANY ST	SPRINGFIELD	MA	01105		2/22/2022	0	100	0.6758
M13263	Active	Wholesaler	Bel Simons	Bell Pump Co	210 ALBANY ST	SPRINGFIELD	MA	01105		3/24/2022	0	109	0.7254
M13263	Active	Wholesaler	Bel Simons	Bell Pump Co	210 ALBANY ST	SPRINGFIELD	MA	01105		6/27/2022	0	101	0.713
M13263	Active	Wholesaler	Bel Simons	Bell Pump Co	210 ALBANY ST	SPRINGFIELD	MA	01105		5/31/2022	0	155	0.961
M13263	Active	Wholesaler	Bel Simons	Bell Pump Co	210 ALBANY ST	SPRINGFIELD	MA	01105		4/29/2022	0	74	0.5146
M13271	Active	Wholesaler	Bel Simons	Bell Simons Co	545 ST. JAMES AVENUE	SPRINGFIELD	MA	01109	413-781-6646	8/25/2022	0	30	0.2046
M21455	Active	HVAC Contractor	Home Works Energy Inc.	Home Works Energy Inc.	357 Cottage Street	Springfield	MA	01104		9/23/2022	0	67	0.4278
M21455	Active	HVAC Contractor	Home Works Energy Inc.	Home Works Energy Inc.	357 Cottage Street	Springfield	MA	01104		12/2/2022	0	124	0.806
M21454	Active	HVAC Contractor	Home Works Energy Inc.	Home Works Energy Inc.	357 Cottage Street	Springfield	MA	01104		9/23/2022	0	59	0.372
M21454	Active	HVAC Contractor	Home Works Energy Inc.	Home Works Energy Inc.	357 Cottage Street	Springfield	MA	01104		12/2/2022	0	117	0.7254
M21988	Active	HVAC Contractor	Home Works Energy Inc.	Home Works Energy Inc.	357 Cottage Street	Springfield	MA	01104		12/30/2022	0	134	0.837
M21988	Active	HVAC Contractor	Home Works Energy Inc.	Home Works Energy Inc.	357 Cottage Street	Springfield	MA	01104		11/18/2022	0	132	0.8432
M21989	Active	HVAC Contractor	Home Works Energy Inc.	Home Works Energy Inc.	357 Cottage Street	Springfield	MA	01104		12/30/2022	0	135	0.8432
M21989	Active	HVAC Contractor	Home Works Energy Inc.	Home Works Energy Inc.	357 Cottage Street	Springfield	MA	01104		11/18/2022	0	130	0.8308
M21980	Active	HVAC Contractor	Home Works Energy Inc.	Home Works Energy Inc.	61 Tosca Drive	Stoughton	MA	02072		10/3/2022	0	142	0.9052
M21979	Active	HVAC Contractor	Home Works Energy Inc.	Home Works Energy Inc.	61 Tosca Drive	Stoughton	MA	02072		10/3/2022	0	137	0.8618
M21973	Active	HVAC Contractor	Home Works Energy Inc.	Home Works Energy Inc.	61 Tosca Drive	Stoughton	MA	02072		10/3/2022	0	147	0.9486

Massachusetts
2022 Collection Location Bin Receipts

M21972	Active	HVAC Contractor	Home Works Energy Inc.	Home Works Energy Inc.	61 Tosca Drive	Stoughton	MA	02072	10/3/2022	0	161	0.9982	
M21975	Active	HVAC Contractor	Home Works Energy Inc.	Home Works Energy Inc.	61 Tosca Drive	Stoughton	MA	02072	10/3/2022	0	31	0.8866	
M21974	Active	HVAC Contractor	Home Works Energy Inc.	Home Works Energy Inc.	61 Tosca Drive	Stoughton	MA	02072	10/3/2022	0	132	0.868	
M21971	Active	HVAC Contractor	Home Works Energy Inc.	Home Works Energy Inc.	61 Tosca Drive	Stoughton	MA	02072	10/3/2022	0	138	0.868	
M21977	Active	HVAC Contractor	Home Works Energy Inc.	Home Works Energy Inc.	61 Tosca Drive	Stoughton	MA	02072	10/3/2022	0	133	0.93	
M21976	Active	HVAC Contractor	Home Works Energy Inc.	Home Works Energy Inc.	61 Tosca Drive	Stoughton	MA	02072	10/3/2022	0	142	0.9052	
M21978	Active	HVAC Contractor	Home Works Energy Inc.	Home Works Energy Inc.	61 Tosca Drive	Stoughton	MA	02072	10/3/2022	0	127	0.8928	
M19634	Active	Wholesaler	Plumber's Supply	Plumber's Supply	10 Dana Street	Taunton	MA	02780	508-823-0733	6/24/2022	0	67	0.4154
M21985	Active	HVAC Contractor	Home Works Energy Inc.	Home Works Energy Inc.	2510 Cranberry Hwy	Wareham	MA	02571	347-204-1860	12/27/2022	0	187	1.1594
M21985	Active	HVAC Contractor	Home Works Energy Inc.	Home Works Energy Inc.	2510 Cranberry Hwy	Wareham	MA	02571	347-204-1860	11/10/2022	0	170	1.0602
M18578	Active	Wholesaler	F.W. Webb	F.W. Webb	33 Grove Street	Watertown	MA	02472	617-924-2840	9/19/2022	0	46	0.31
M18578	Active	Wholesaler	F.W. Webb	F.W. Webb	33 Grove Street	Watertown	MA	02472	617-924-2840	11/7/2022	0	60	0.403
M21062	Active	HVAC Contractor	Covanta - Semass	Rusty's Inc.	222 Mid-Tech Dr.	West Yarmouth	MA	02673	(508) 775-1303	4/22/2022	1	128	0.8556
M19642	Active	HHW	(Hrmc) Highway Department Transfer St	(Hrmc) Highway Department Transfer Station	58 Hathaway Road	Westhampton	MA	01027	413-685-5498	7/18/2022	0	9	0.0806
M18452	Active	Wholesaler	Distributor Corporation Of New England	Distributor Corporation Of New England	384 University Avenue	Westwood	MA	02090	800-959-7278	4/4/2022	0	41	0.3348
M14242	Active	Wholesaler	Sid Harvey	Sid Harvey Industries	50 Fennell Drive, Unit 10	Weymouth	MA	02188	781-803-3344	6/28/2022	0	114	0.7316
M12211	Active	Wholesaler	Weymouth Winair	Weymouth Winair	106 Fennell Drive	Weymouth	MA	02188	781-340-6777	6/28/2022	0	57	0.4836
M13300	Active	Wholesaler	Lennox	Lennox Industries Inc.	7 LOPEZ ROAD	WILMINGTON	MA	01887	978-694-1500	6/9/2022	0	94	1.0416
M15933	Active	Wholesaler	S.G. Torrice Co	S. G. Torrice Corp	80 INDUSTRIAL WAY	WILMINGTON	MA	01887	(978) 657-7779	5/25/2022	0	121	0.806
M15933	Active	Wholesaler	S.G. Torrice Co	S. G. Torrice Corp	80 INDUSTRIAL WAY	WILMINGTON	MA	01887	(978) 657-7779	4/15/2022	10	71	0.6882
M19608	Active	Wholesaler	F.W. Webb	F.W. Webb	50 EVERBERG ROAD	WOBURN	MA	01801	781-933-1804	1/10/2022	0	61	0.4464
M19608	Active	Wholesaler	F.W. Webb	F.W. Webb	50 EVERBERG ROAD	WOBURN	MA	01801	781-933-1804	12/22/2022	0	45	0.3658
M19608	Active	Wholesaler	F.W. Webb	F.W. Webb	50 EVERBERG ROAD	WOBURN	MA	01801	781-933-1804	5/13/2022	0	68	0.7068
M19623	Active	Wholesaler	Homeserve Usa Energy Services	Homeserve	58 Constitution Way	Woburn	MA	01801		2/28/2022	0	141	0.8866
M20777	Active	HVAC Contractor	Home Works Energy Inc.	Home Works Energy Inc.	2 D Gill St.	Woburn	MA	01801	781-305-3319	5/9/2022	0	130	0.8556
M20778	Active	HVAC Contractor	Home Works Energy Inc.	Home Works Energy Inc.	2 D Gill St.	Woburn	MA	01801	781-305-3319	5/5/2022	0	117	0.7688
M20720	Active	HVAC Contractor	Home Works Energy Inc.	Home Works Energy Inc.	2 D Gill St.	Woburn	MA	01801	781-305-3319	5/5/2022	0	130	0.8308
M21919	Active	HVAC Contractor	Home Works Energy Inc.	Home Works Energy Inc.	2 D Gill St.	Woburn	MA	01801	781-305-3319	6/28/2022	0	162	1.0416
M21918	Active	HVAC Contractor	Home Works Energy Inc.	Home Works Energy Inc.	2 D Gill St.	Woburn	MA	01801	781-305-3319	6/28/2022	0	150	0.9548
M21917	Active	HVAC Contractor	Home Works Energy Inc.	Home Works Energy Inc.	2 D Gill St.	Woburn	MA	01801	781-305-3319	6/28/2022	0	154	0.961
M11142	Active	Wholesaler	Johnstone Supply	Johnstone Supply Co	35 INDUSTRIAL PARKWAY	WOBURN	MA	01801	781-933-8506	1/20/2022	0	26	0.1922
M13280	Active	Wholesaler	Bell Simons	Bell Simons Co	559 CAMBRIDGE STREET	WORCESTER	MA	01610	508-754-5311	4/11/2022	0	61	0.496
M21915	Active	Wholesaler	Bell Simons	Bell Simons Co	559 CAMBRIDGE STREET	WORCESTER	MA	01610	508-754-5311	5/5/2022	0	40	0.713
M20033	Active	Wholesaler	Plumbers' Supply Company	Plumbers' Supply Company	55 Millbrook Street	Worcester	MA	01606	508-753-1491	2/14/2022	0	10	0.062