
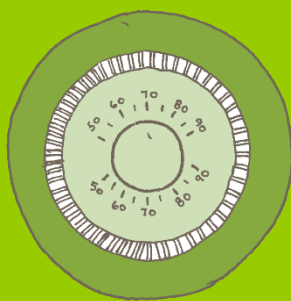


2021 ANNUAL REPORT

MINNESOTA



Thermostat Recycling
CORPORATION

TABLE OF CONTENTS

Thermostat Recycling Corporation Governance (at close of 2021)	3
Thermostat Recycling Corporation Board Members	3
Thermostat Recycling Corporation Dues Paying Members	3
Thermostat Recycling Corporation Staff	3
LETTER FROM THE EXECUTIVE DIRECTOR	4
MINNESOTA	5
2021 Collections and Evaluation	5
2021 Collections by Brand	29
2021 Summary of the Program Expenses	32
2021 Education and Outreach	33
2022 Program Modifications	50
Contact Information	51
Appendices	52

THERMOSTAT RECYCLING CORPORATION GOVERNANCE (AT CLOSE OF 2021)

Thermostat Recycling Corporation Board Members

Arnie Meyer (Chairman)

Resideo / Honeywell Home (f/k/a Honeywell)

Charles Ketterer (Vice-Chairman)

Emerson Technologies (White Rodgers)

Bob Johnson (Treasurer)

Lennox Industries

Loretta Damron (Secretary)

STLPC Corporation (f/k/a Lux Products Corporation)

Thermostat Recycling Corporation Dues Paying Members

Bard Manufacturing	Burnham Holdings	Carrier Corporation
ecobee Inc.	Empire Comfort Systems	General Electric
ITT	Lennox International Inc.	Nest Labs
Nortek Global HVAC, LLC	Rheem Manufacturing	Johnson Controls Inc.
TPI Corporation	Trane Residential Systems	White-Rodgers (Emerson)
	W.W. Grainger	Chromalox
Climate Master, Inc.	Crane Company	Goodman Global
Honeywell Home	Hunter Fan Company	STLPC Corporation (f/k/a Lux Products Corporation)
Marley-Wylain Company	McQuay International	Schneider Electric (Invensys)
Dwyer Instruments	Taco Comfort Solutions	Uponor

Thermostat Recycling Corporation Staff

Ralph Vasami

Executive Director

Danielle Myers

Operations and Compliance Manager

LETTER FROM THE EXECUTIVE DIRECTOR

As anticipated, TRC experienced a modest increase in national collections in 2021. While the COVID-19 pandemic continued, most businesses returned to some sense of normal, including TRC. Our outreach activities were able to be utilized to the full extent. The program continues to work in new and interesting ways to keep collecting mercury-containing thermostats and responsibly recycling every mercury thermostat collected every time. While 2021 collections were up 5% over 2020, it is important to remember that TRC collects and recycles a product that has not been sold in the marketplace since 2007; and as there is a decreasing number of mercury-containing thermostats in use, our collections will continue to decline.

In 2022, TRC will continue to target mercury thermostat collections and work with our partners in the HVAC industry, the waste sector, the energy sector and the regulatory community to achieve positive results. For a program such as TRC's to be successful year after year, we require support from our industry members, collection partners, marketers, allied industries, regulatory agencies and staff. These strategic partnerships allow TRC's effectiveness to grow as it continues to move forward successfully in the collection and proper disposal of mercury-containing thermostats.

We are happy to provide you with this year's annual report. Please do not hesitate to contact us with comments or questions.



A handwritten signature in black ink, appearing to read 'Ralph Vasami', with a stylized flourish at the end.

Ralph Vasami

Executive Director

MINNESOTA

2021 Collections and Evaluation

The following analytical report details the annual program performance for mercury thermostat collection in the state of Minnesota in 2021. It is important to note that collections were most likely affected by the pandemic, whether it be fewer in-home replacements, a delay of dropping thermostats off for recycling or collection locations returning less recycling containers due to limited personnel. A few of the program highlights for 2021 are included below:

- In 2021 the program **collected 61.1 lbs. of mercury** in Minnesota. Since 2000, the annual quantity of mercury collected in Minnesota has been an average of 78.4 lbs.
- The program collected **7,752 whole thermostats in 2021**. This was a 45% increase over the number of thermostats collected in 2020. Since 2000, the average thermostat count per year is 10,366.
- The average **number of whole thermostats collected per bin in 2021 was 74 thermostats**, an increase from 71 in 2020.
- The counties with the most bins and thermostats returned in 2021 were **Hennepin County (32 bins, 2,475 thermostats)**, **Ramsey County (17 bins, 1,127 thermostats)**, and **Olmsted County (8 bins, 666 thermostats)**.
- In 2021, **58% of the partner locations returned at least one bin**.
- **A total of 78 ‘Miss You’ calls were placed and 24 virtual site visits**.
- In addition to 7,752 whole thermostats, **630 loose switches were collected, bringing the total number of “thermostat equivalents” returned in 2021 to 8,282**, an increase of 50% from 2020.

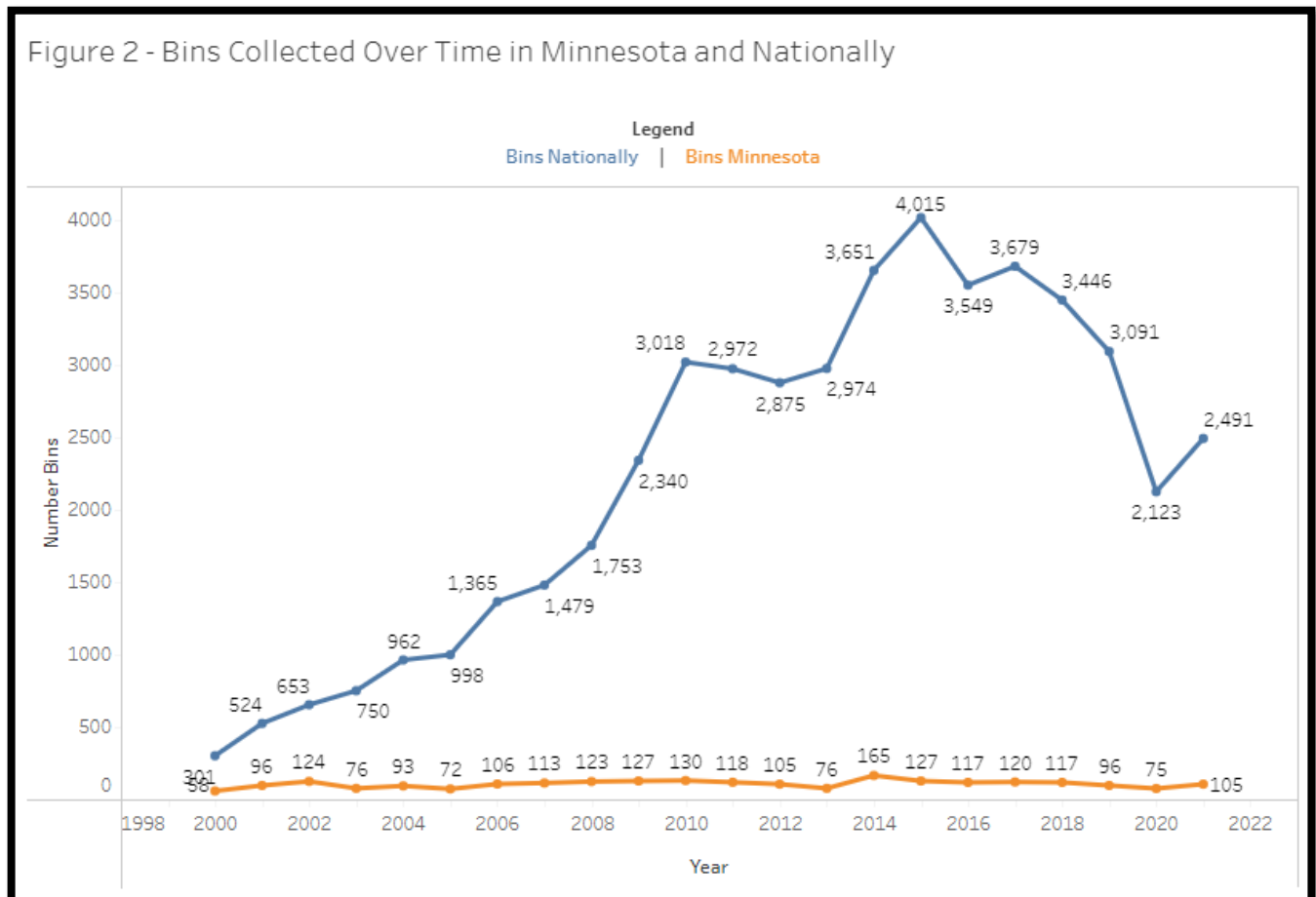
Section 1: Program Analytics

Section 1 of this report examines the annual performance of the thermostat collection recycling program in terms of bins, thermostats, and mercury collected as well as the year-over-year progression of the program. On average, the program has collected 78.4 lbs. of mercury and 10,366 whole thermostats per year since 2000. In 2021, the program collected 61.1 lbs. of mercury from 7,752 thermostats and 630 loose switches. Figure 1 displays the total number of bins, the total number of thermostats, and the quantity of mercury collected in Minnesota since the beginning of the program.

Figure 1 - Program Performance Over Time

Year	Number Bins	Number Thermostats	Mercury (Lb)
2001	96	10,365	80.1
2002	124	15,394	110.0
2003	76	9,146	64.3
2004	93	10,560	73.3
2005	72	7,821	59.9
2006	106	11,544	85.1
2007	113	10,795	83.7
2008	123	12,724	95.3
2009	127	12,080	92.2
2010	130	12,758	94.4
2011	118	11,682	88.8
2012	105	10,374	79.0
2013	76	7,220	54.0
2014	165	15,317	118.8
2015	127	9,864	75.6
2016	117	9,413	73.3
2017	120	8,471	68.3
2018	117	7,859	62.1
2019	96	6,891	54.9
2020	75	5,353	40.6
2021	105	7,752	61.1
Total	2,444	228,049	1,724.6
Average	111	10,366	78.4

Figure 2 displays the number of bins collected in Minnesota since the initiation of the collection program, as well as the total number of bins collected in the U.S. over the same period. The number of bins collected in Minnesota has generally increased from 2000 to 2010. In 2014, bin returns increased again, peaking with the highest number of bins returned in 2014 with 165 bins.



The 61.1 lbs. of mercury collected in Minnesota in 2021 was 50% higher than the 40.6 lbs. collected in 2020. Figure 3 displays the quantity of mercury collected in Minnesota over time as well as the annual percent change in Minnesota and nationally.

Figure 3 - Quantity (Lb) of Mercury Collected in Program and Annual Changes to Minnesota and Nationally

Year	Mercury (Lb)	% Change Minnesota	% Change Nationally
2001	80.1	64%	89%
2002	110.0	37%	14%
2003	64.3	-42%	11%
2004	73.3	14%	17%
2005	59.9	-18%	11%
2006	85.1	42%	32%
2007	83.7	-2%	2%
2008	95.3	14%	16%
2009	92.2	-3%	16%
2010	94.4	2%	26%
2011	88.8	-6%	4%
2012	79.0	-11%	-5%
2013	54.0	-32%	-5%
2014	118.8	120%	13%
2015	75.6	-36%	-1%
2016	73.3	-3%	-15%
2017	68.3	-7%	-7%
2018	62.1	-9%	-42%
2019	54.9	-12%	5%
2020	40.6	-26%	-35%
2021	61.1	50%	5%
Average	78.4		

Minnesota collected 7,752 thermostats in 2021. This was a 45% increase over the number of thermostats collected in 2020. Figure 4 displays the total number of thermostats collected in Minnesota and nationally, and Figure 5 shares the underlying data as well as the calculated annual percent change.

Figure 4 - Number of Whole Thermostats Collected Over Time in Minnesota and Nationally

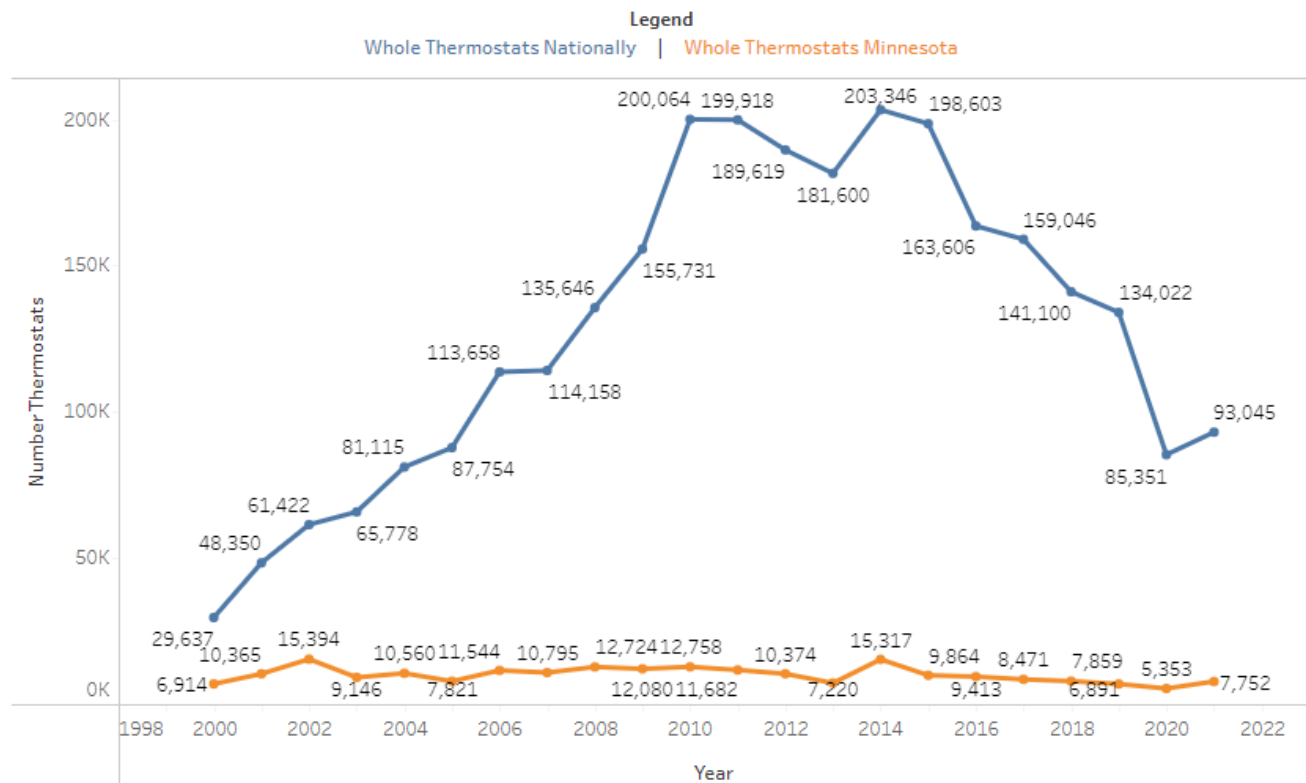
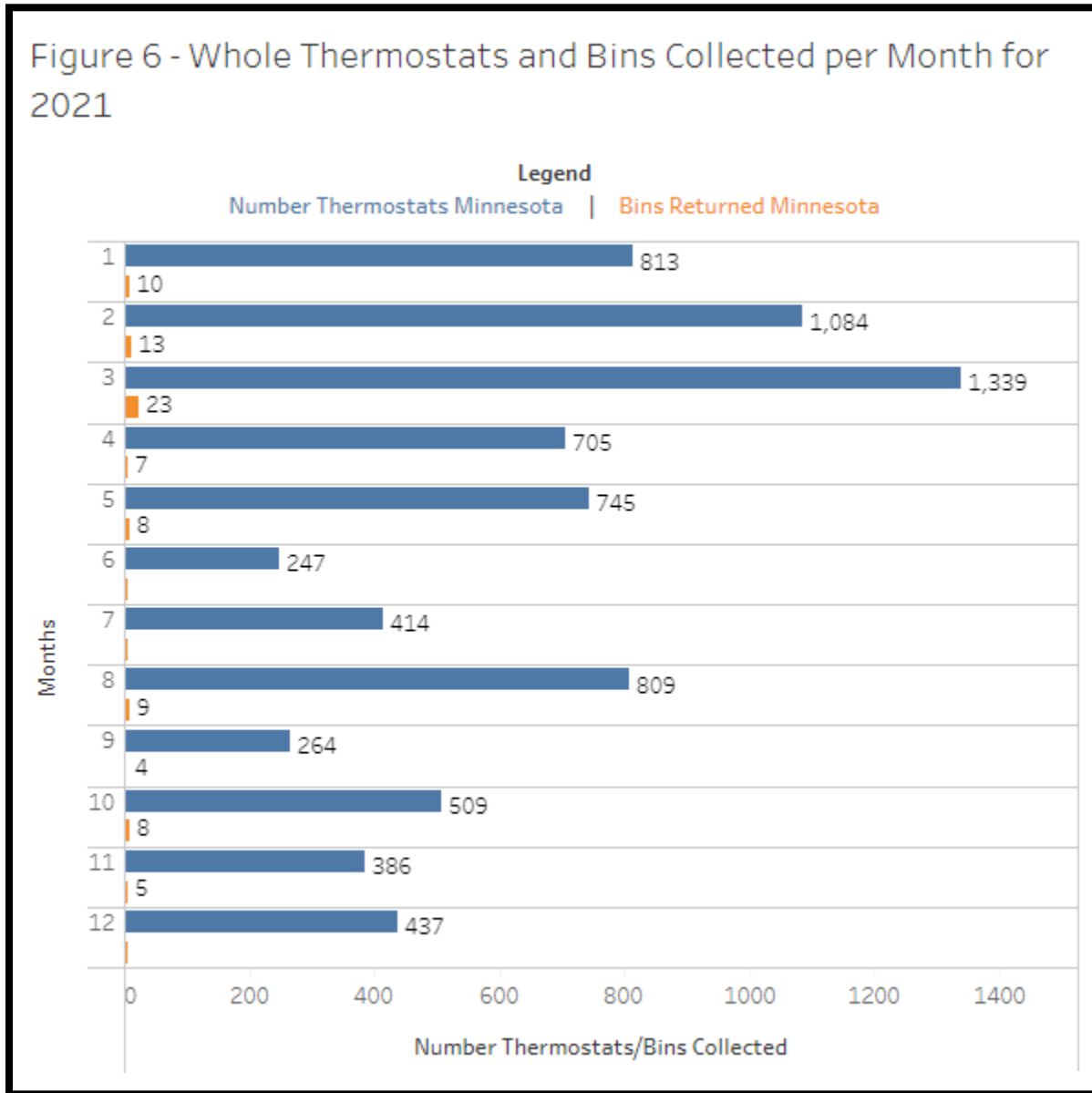


Figure 5 - Whole Thermostats Collected in Minnesota and Nationally Over Time and Annual Percent Change

Year	Number Thermostats Minnesota	% Change Minnesota	% Change Nationally
2001	10,365	50%	
2002	15,394	49%	27%
2003	9,146	-41%	7%
2004	10,560	15%	23%
2005	7,821	-26%	8%
2006	11,544	48%	30%
2007	10,795	-6%	0%
2008	12,724	18%	19%
2009	12,080	-5%	15%
2010	12,758	6%	28%
2011	11,682	-8%	0%
2012	10,374	-11%	-5%
2013	7,220	-30%	-4%
2014	15,317	112%	12%
2015	9,864	-36%	-2%
2016	9,413	-5%	-18%
2017	8,471	-10%	-3%
2018	7,859	-7%	-11%
2019	6,891	-12%	-5%
2020	5,353	-22%	-36%
2021	7,752	45%	9%
Average	10,366		

Figure 6 displays the monthly distribution of bins and thermostats collected in Minnesota in 2021. The months with the greatest number of thermostats returned were February (1,084 thermostats, 13 bins) and March (1,339 thermostats, 23 bins). The months with the greatest number of bins returned were also February (13 bins) and March (23 bins). Conversely, the months with the least activity in 2021 were June and September.



The highest number of thermostats per bin returned occurred in April and May (100.7 and 93.1 thermostats per bin each month, respectively). Figure 7 shows the average number of thermostats per bin returned per month for the year.

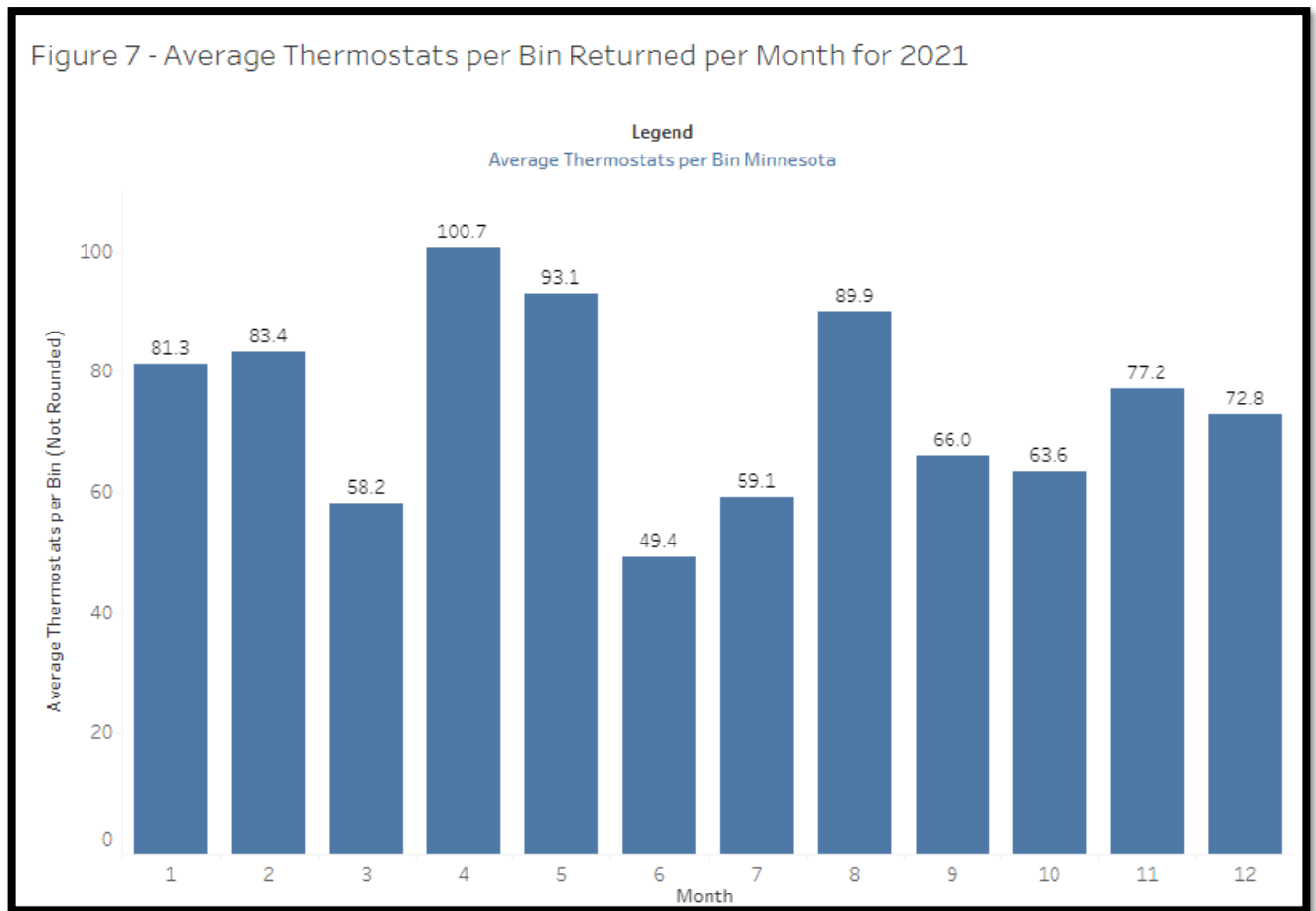


Figure 8 displays the average number of thermostats returned per bin in Minnesota and in the U.S. since the beginning of the Minnesota program. Nationally, the number of thermostats per bin has been decreasing annually since 2000. In Minnesota a similar pattern is observed, with the exception of a few years. The number of thermostats per bin in 2021 (74 thermostats per bin avg.) increased from 2020 (71 thermostats per bin avg.).

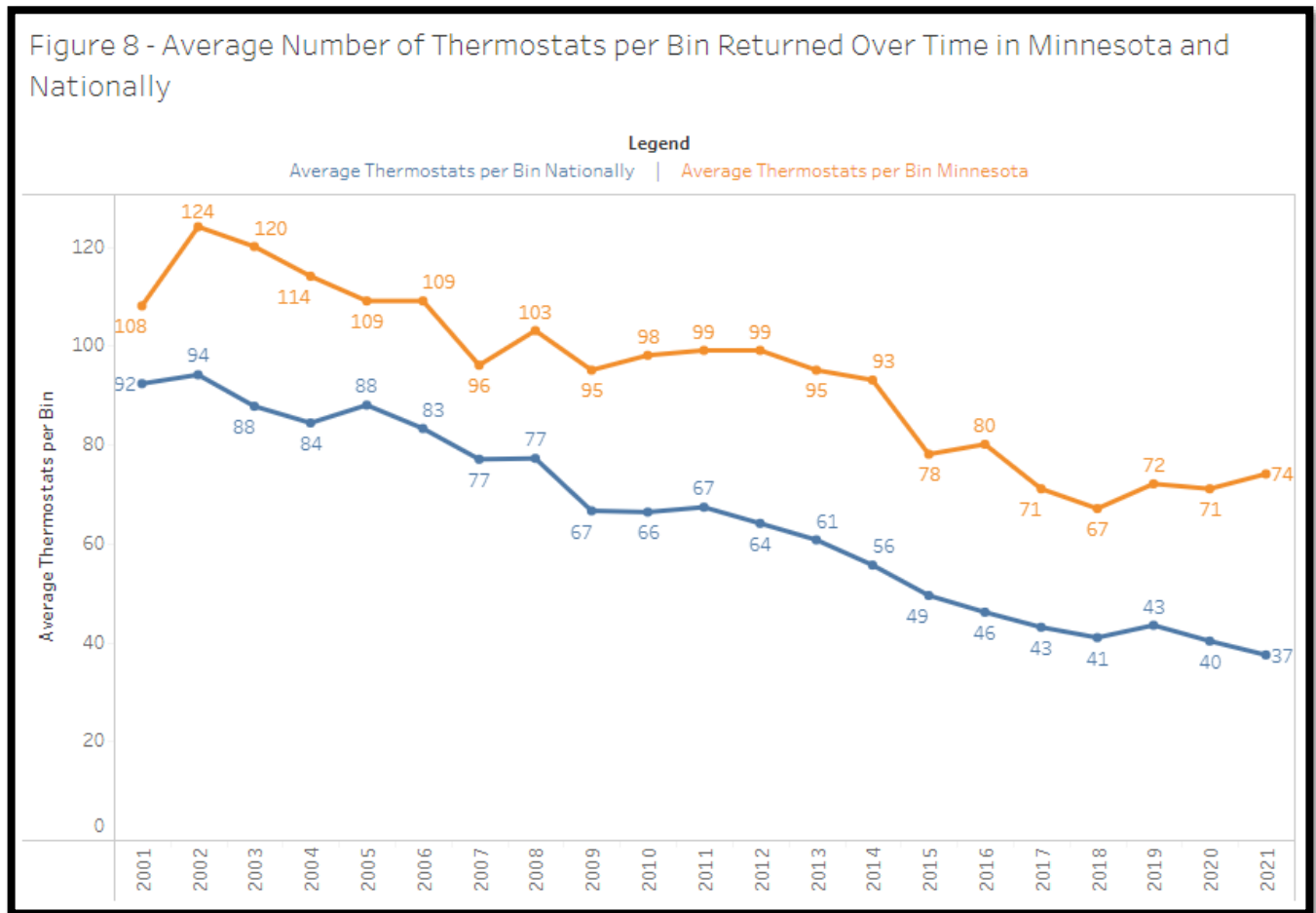
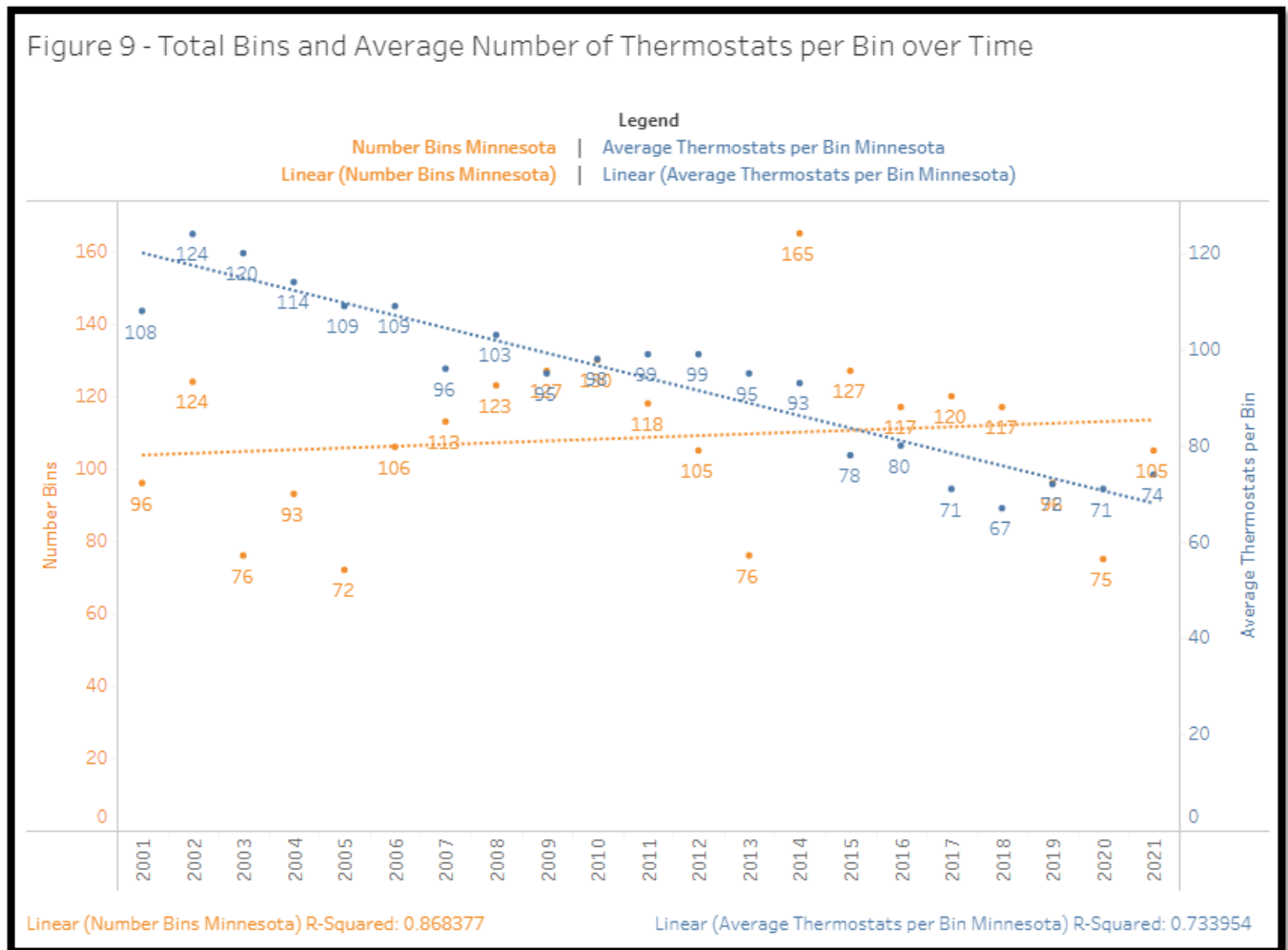


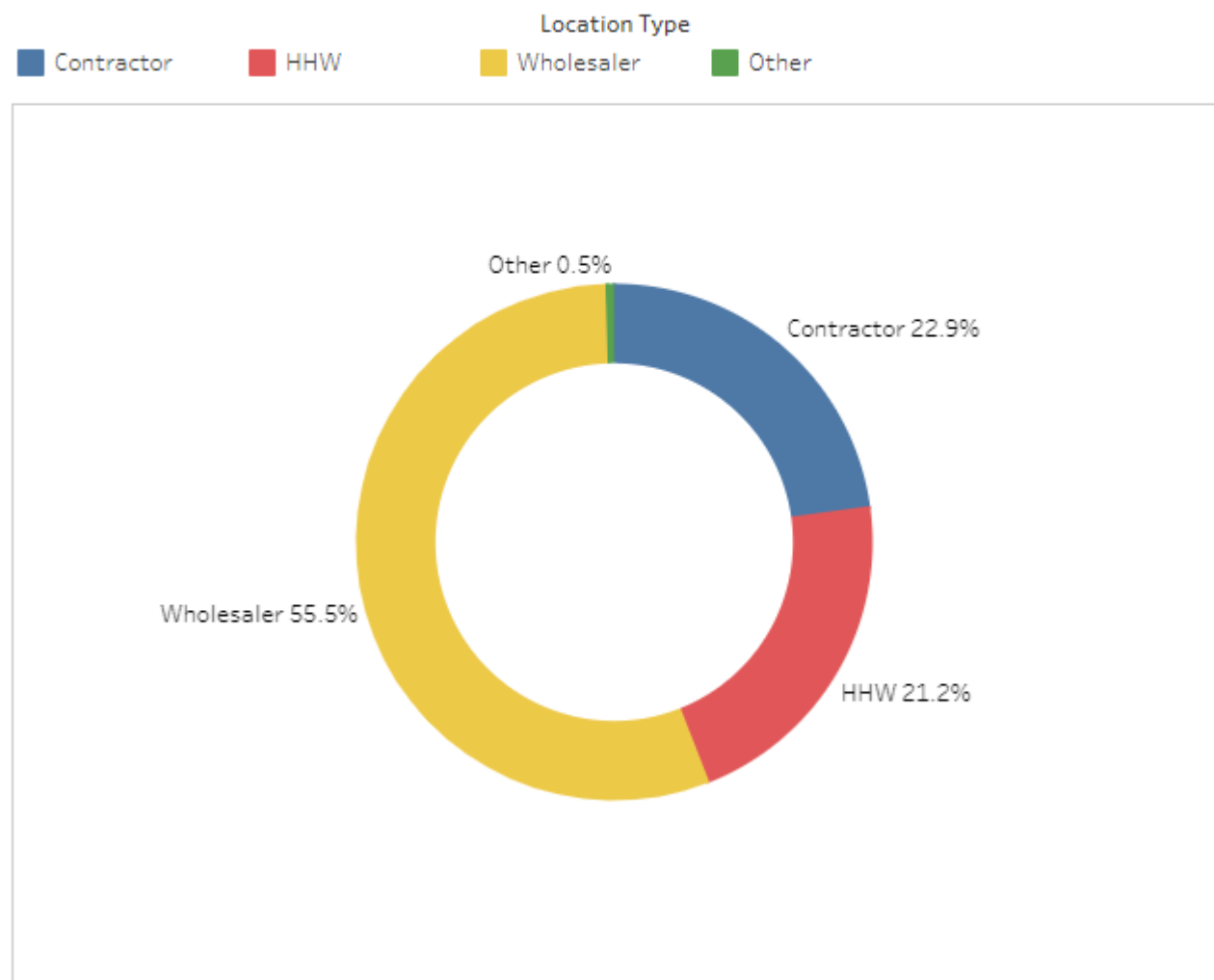
Figure 9 plots the total bins returned over time along with the average number of thermostats per bin over the same period. In general, the number of bins returned in Minnesota has fluctuated throughout the years. A negative correlation has been identified between the number of bins returned and the number of thermostats per bin.



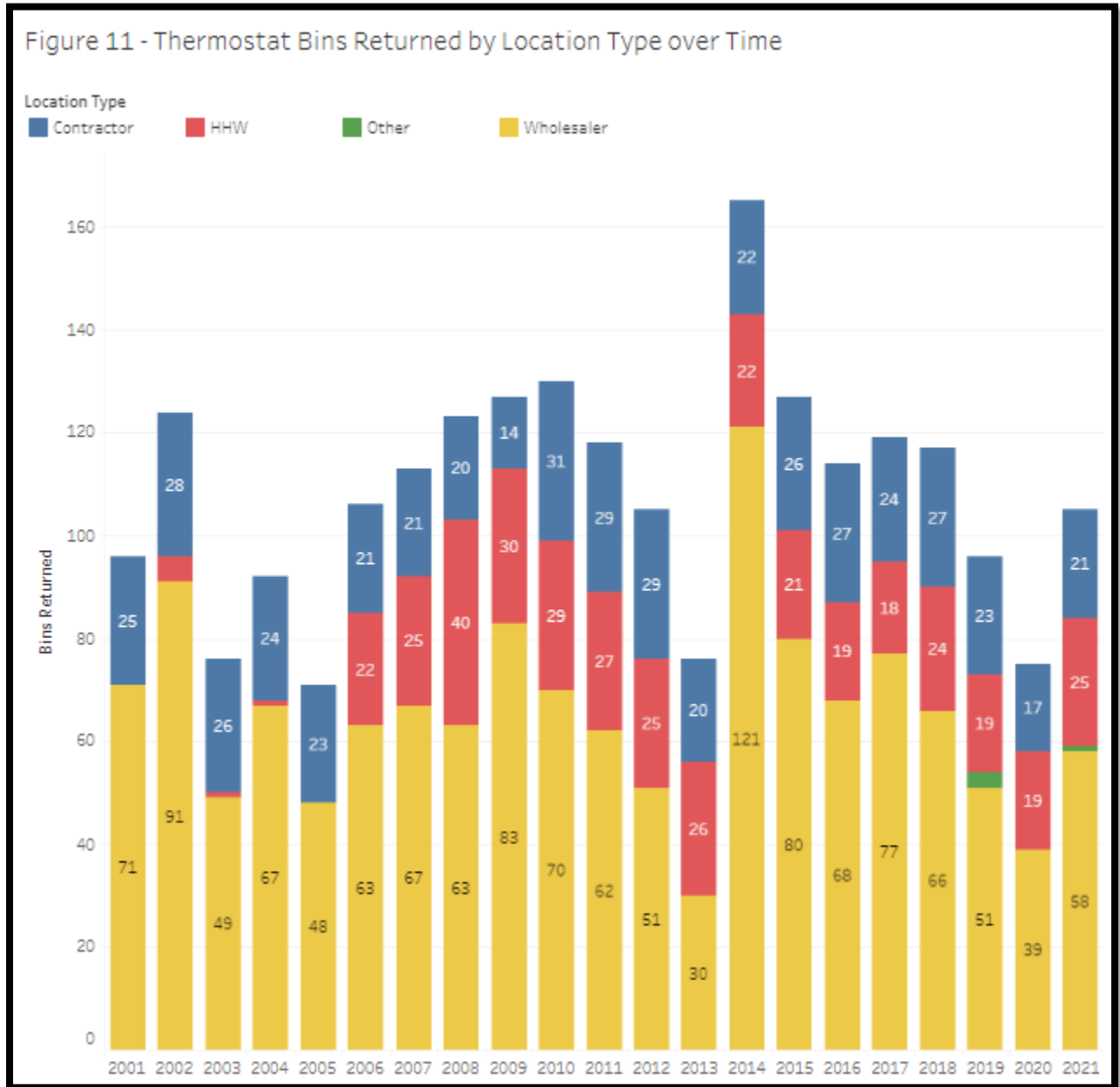
SECTION 2: Channel Partner Analysis

Section 2 of the report examines the partner locations in more detail. Approximately half of the thermostats collected in Minnesota were through wholesalers (55.5%) with the remaining thermostats collected by contractors and household hazardous waste facilities. Figure 10 shows the distribution of thermostats collected by location type in 2021.

Figure 10 - Thermostats Collected by Location Type in 2021



The number of bins returned in 2021 increased from 2020 levels across wholesalers, HHWs and contractors. Figure 11 displays the change in the number of bins returned by thermostat collection type over time in Minnesota.



In 2021, 58% of Minnesota locations possessing a collection bin sent back at least one bin for recycling. The distribution is displayed in Figure 12.

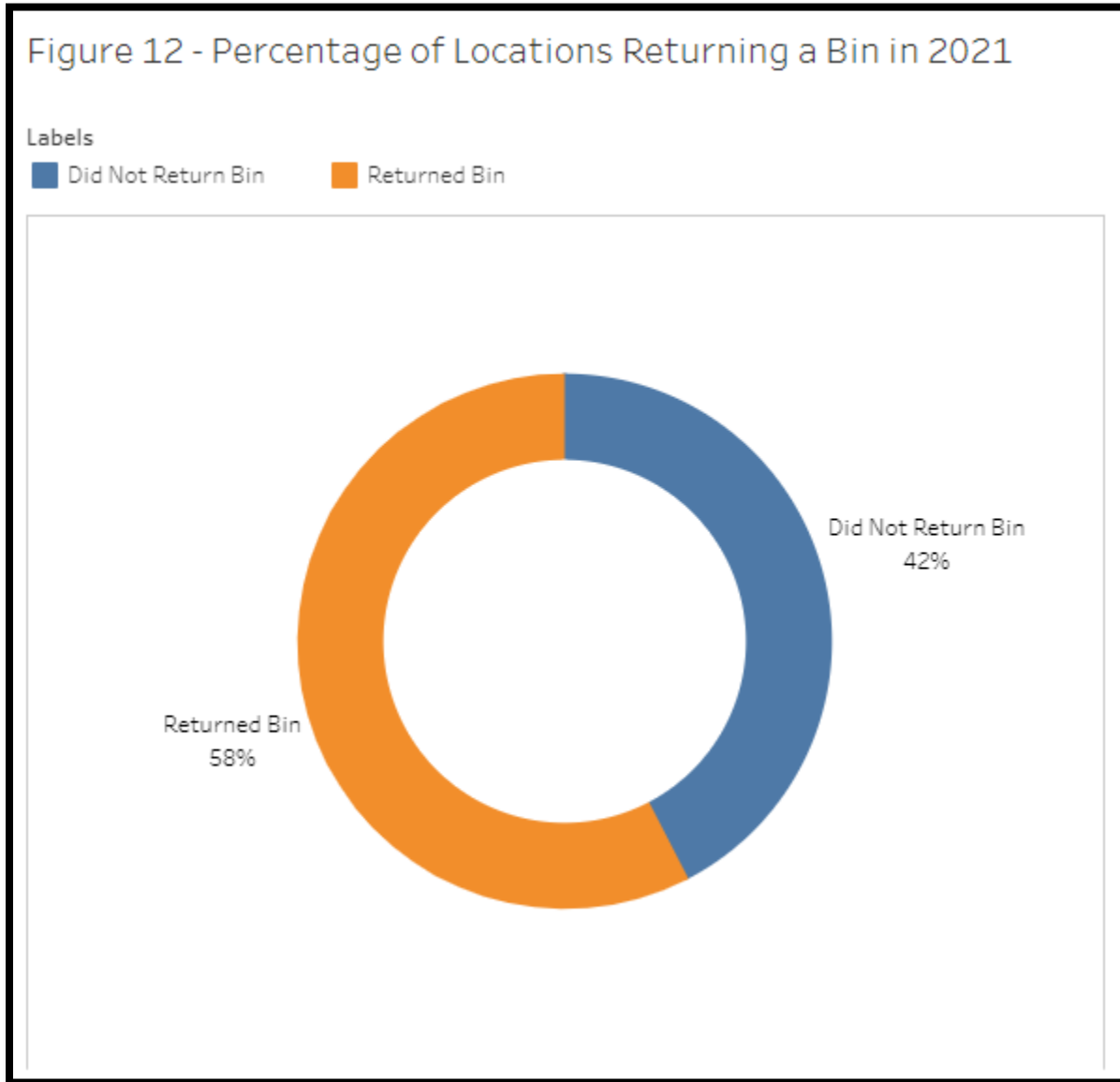


Figure 13 displays the total bins and thermostats returned by county in 2021. An analysis of the top performing counties revealed that Hennepin County (32 bins, 2,475 thermostats), Ramsey County (17 bins, 1,127 thermostats), and Olmsted County (8 bins, 666 thermostats) returned the greatest number of bins and thermostats in 2021.

Figure 13 - Bins Returned and Total Thermostats Returned 2021 by County

	Number Thermostats	Number Bins
Hennepin	2,475	32
Ramsey	1,127	17
Olmsted	666	8
Benton	652	6
Crow Wing	510	5
Blue Earth	448	5
St Louis	397	5
Anoka	344	4
Dakota	310	5
Stearns	164	1
Pine	66	1
Carver	59	1
McLeod	57	1
Douglas	44	2
Scott	30	1
Otter Tail	28	1
Chisago	25	1
Freeborn	16	1
Clay	8	1
Washington	6	1
Beltrami	2	1

TRC partner Johnstone Supply (1,743 thermostats) returned the highest number of thermostats in Minnesota in 2021, followed by Centerpoint Energy (737 thermostats) and Gustave A. Larson (512 thermostats). Apart from these locations, four program partners returned more than 300 thermostats each. Figure 14 displays the top performers in terms of total thermostats returned in 2021.

Figure 14 - Top 10 Performing TRC Partners in Minnesota

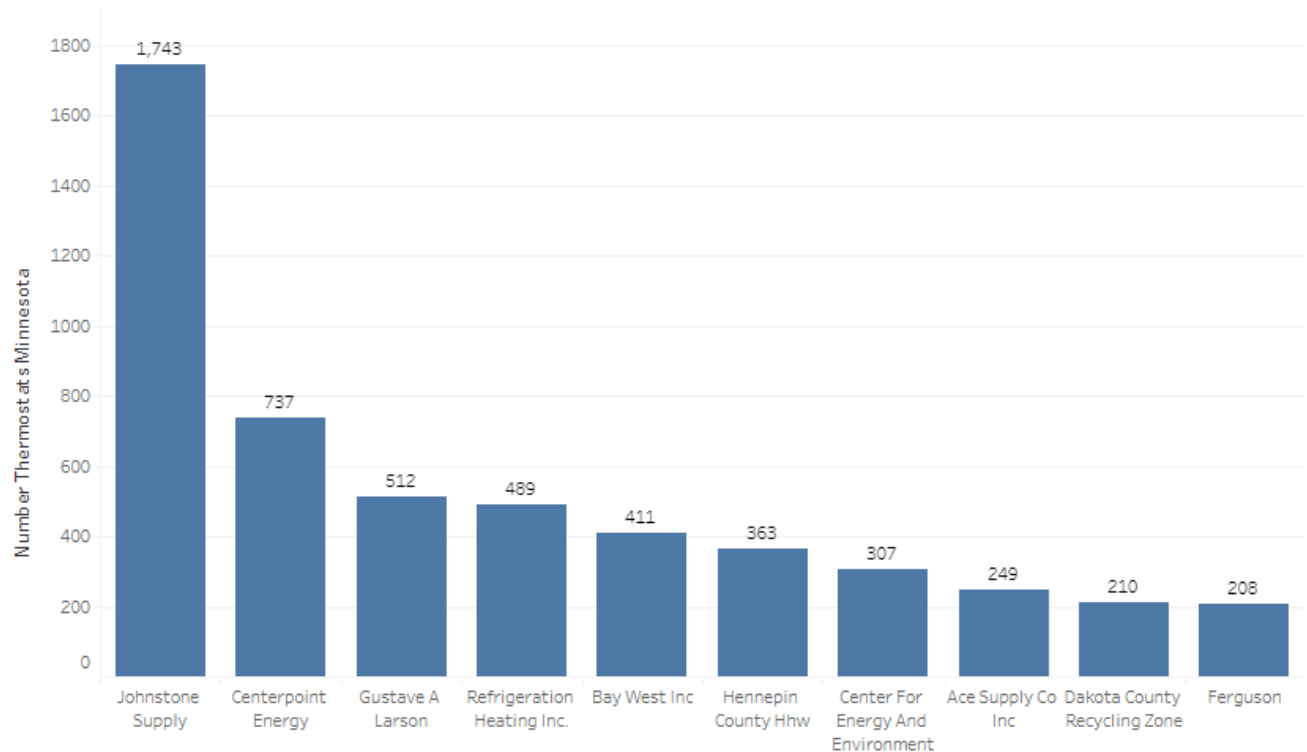


Figure 15 includes the top performers for 2021 by each of the following categories: total bins returned, total thermostats returned, and average number of thermostats per bin.

Figure 15 - Top 10 Performing Partners by Total Bins, Total Thermostats, and Average Thermostats per Bin

	Number Thermostats	Number Bins	Average Thermostats per Bin
Johnstone Supply	1,743	19	92
Centerpoint Energy	737	8	92
Gustave A Larson	512	5	102
Refrigeration Heating Inc.	489	4	122
Bay West Inc	411	6	69
Hennepin County Hhw	363	4	91
Center For Energy And Environment	307	2	154
Ace Supply Co Inc	249	3	83
Dakota County Recycling Zone	210	2	105
Ferguson	208	3	69

TRC conducted several activities in 2021 to increase the number of bins and thermostats returned in Minnesota. These activities included 'miss you' calls to collection locations that may not have returned a bin recently. In 2021 a total of 78 'miss you' calls were placed and 24 site visits. Figure 16 displays the relationship between the number of site visits per month, the bins returned per month, and the number of thermostats (in 100's) returned per month.

Figure 16 - Relationship Between Site Visits and Bins and Thermostats Returned Per Month in 2021

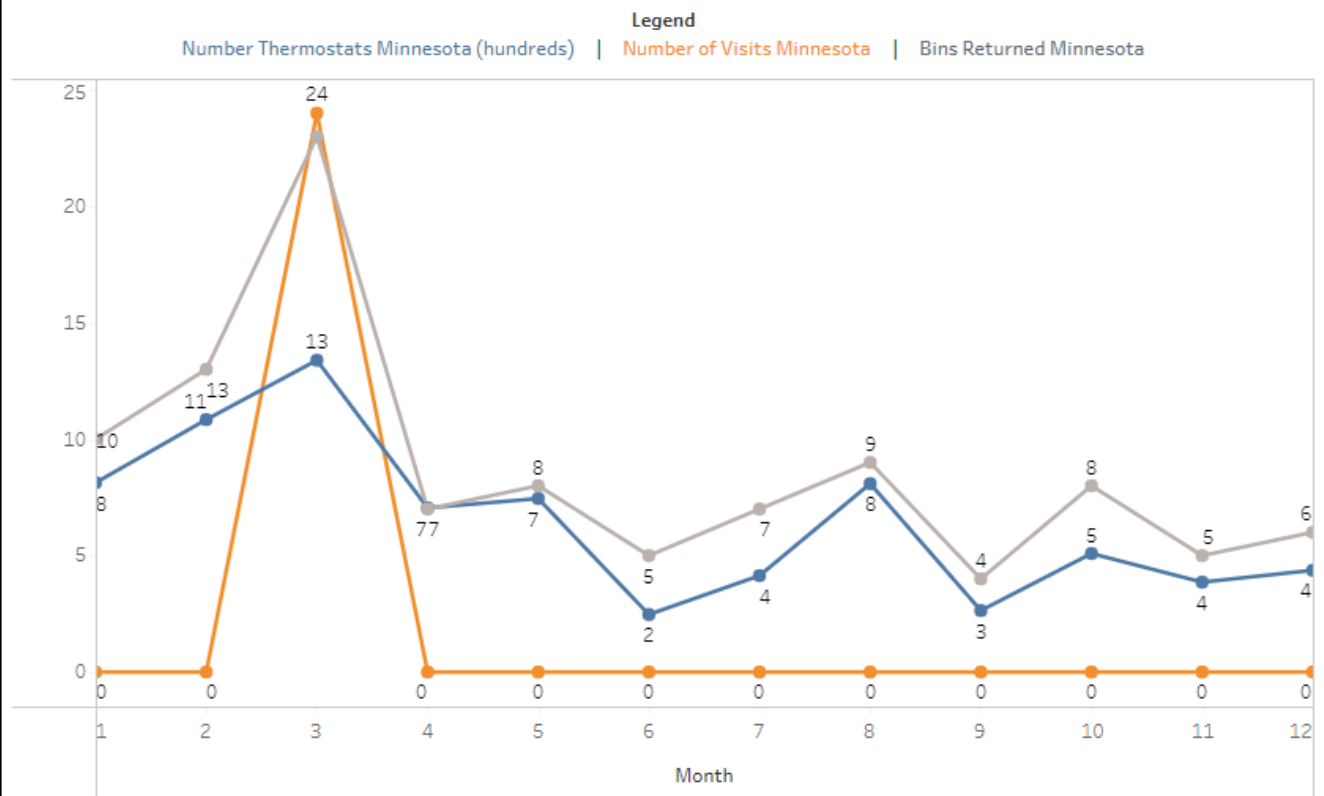
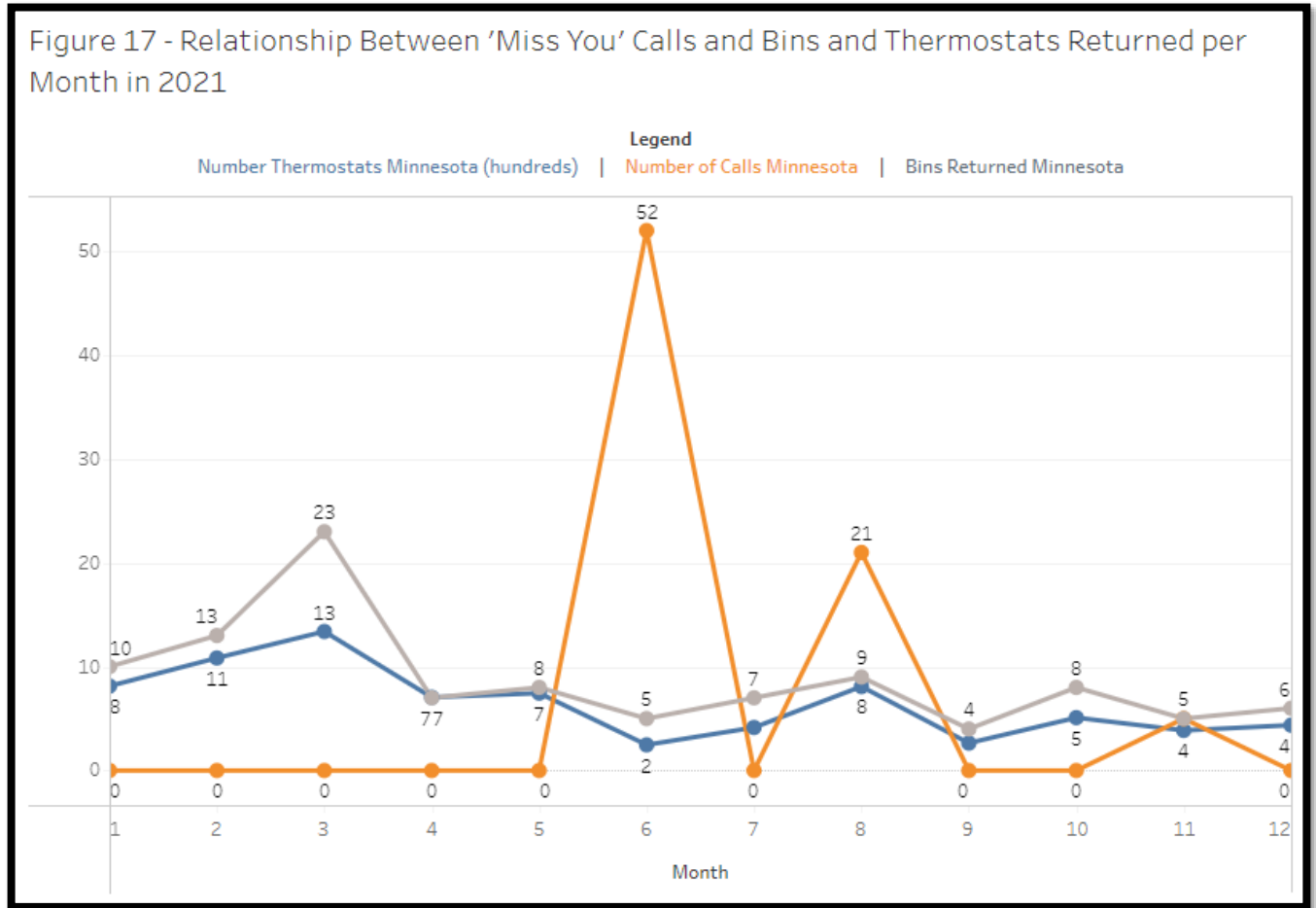


Figure 17 displays the relationship between the number of calls per month, the bins returned per month and the number of thermostats (by 100's) returned per month.



SECTION 3: Comparisons to National and Other States' Data

To compare how the Minnesota collection partners performed in 2021, the national average for the number of bins returned per location that returned at least one bin was calculated and compared to the Minnesota average since 2012. The average number of bins does not include locations that did not return any bins in that year. It should be noted that when making comparisons each state has different regulations, a different mix of housing types, local policies, and incentives that may have a unique impact on returns. In 2021, the average number of bins returned per location per year in Minnesota fell below the U.S. average, as shown in Figure 18.

Figure 18 - Average Number of Bins Returned Per Location Per Year

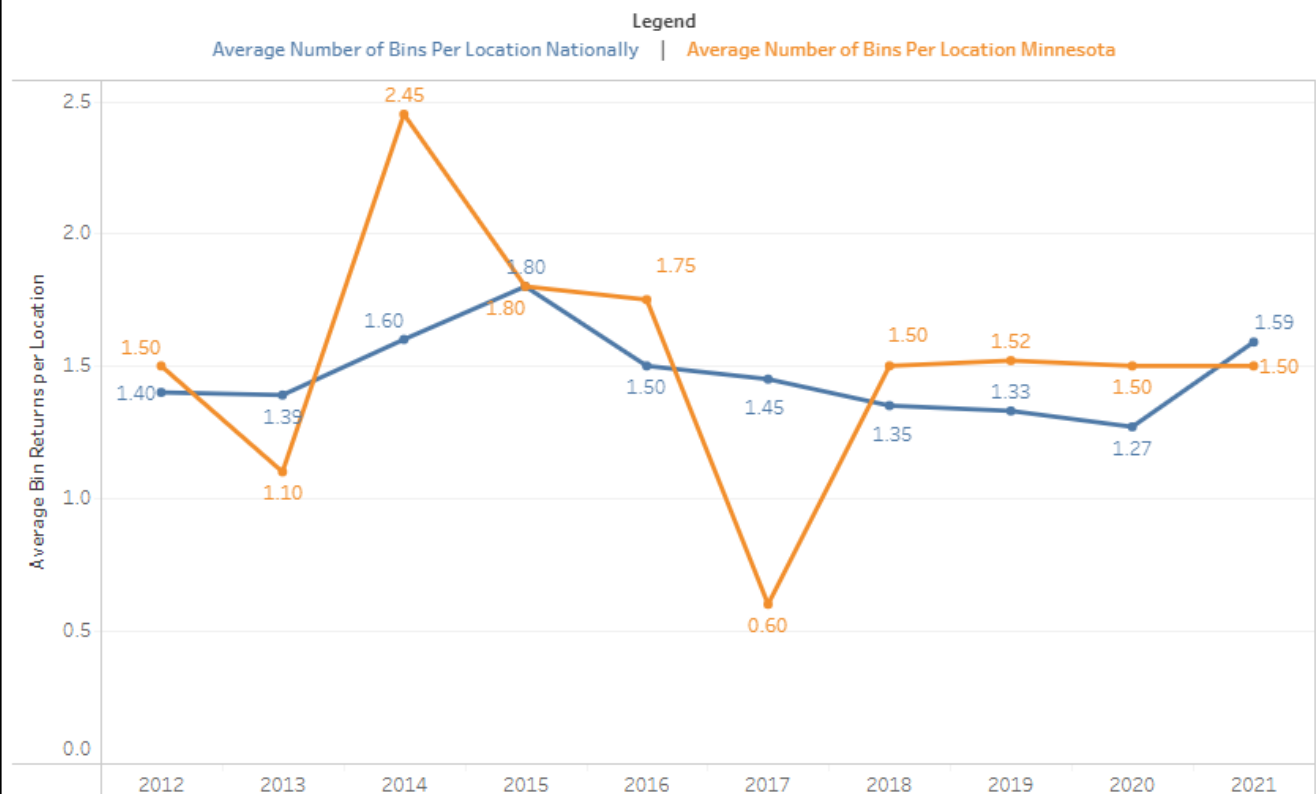


Figure 19 displays the locations in Minnesota that returned more than one bin in a given year since 2018, and Figure 20 displays the top 10 partners in the U.S. over the same period in terms of the number of bins returned.

Figure 19 - Partner Locations in Minnesota Returning More than 1 Bin per Last 4 Years

2018		2020	
Johnstone Supply	12	Gustave A Larson	8
Centerpoint Energy	10	Johnstone Supply	8
Gustave A Larson	9	Centerpoint Energy	4
Goodin Company	8	Lennox	4
Lennox	6	Minnesota Air Inc.	4
Olmsted Hw	4	Bay West Inc	3
R.E. Michel Co.	4	Dakota County Recycling Zone	3
Ace Supply Co Inc	3	Dakota Supply Group	3
Bay West Inc	3	Carver County Environmental Center	2
Dakota County Recycling Zone	3	Gag Sheet Metal, Inc.	2
Heating & Cooling Two Inc	3	Goodin Company	2
Minnesota Air Inc.	3	Kandiyohi County Hhw	2
Trane	3	Managed Services, Inc	2
United Refrigeration	3	Olmsted Hw	2
Center for Energy and Envrionment	2	Standard Heating & Air Conditioning	2
Ferguson	2	Western Lake Superior Sanitary District	2
Hennepin County Hhw	2		
Mn Pollution Control Agency	2		
Refrigeration Heating Inc.	2		
Sps Companies Inc.	2		
Winona County Hhw	2		
2019		2021	
Centerpoint Energy	11	Johnstone Supply	19
Johnstone Supply	9	Centerpoint Energy	8
Gustave A Larson	7	Bay West Inc	6
Bay West Inc	6	Gustave A Larson	5
Hennepin County Hhw	4	Hennepin County Hhw	4
United Refrigeration	4	Refrigeration Heating Inc.	4
Ace Supply Co Inc	3	Ace Supply Co Inc	3
Center For Energy And Environment	3	Ferguson	3
Ferguson	3	Harry Alter Co./National Excelsior	3
Jr's Advanced Recycler's	3	Minnesota Air Inc.	3
Minnesota Air Inc.	3	Auer Steel & Heating Supply	2
Sps Companies Inc.	3	Center For Energy And Environment	2
Dakota County Recycling Zone	2	Dakota County Recycling Zone	2
Goodin Company	2	Goodin Company	2
Harry Alter Co./National Excelsior	2	R. E. Michel Co.	2
Lennox	2	Sps Companies Inc.	2
Mercury Technologies Of Minnesota, Inc	2	United Refrigeration	2
Minvalco	2		
Trane	2		

Figure 20 - Top 10 Performing Partner Locations Nationwide in Bins Returned Last 4 Years

2018		2020	
Johnstone Supply	364	Johnstone Supply	247
R.E. Michel Co.	258	R. E. Michel Co.	158
United Refrigeration	213	United Refrigeration	87
Lennox	129	Ferguson	72
Ferguson	108	Us Air Conditioning Distri..	56
Wheelabrator	74	Lennox	47
Us Air Conditioning Distri..	69	Sid Harvey	36
Watsco	60	F.W. Webb	30
Goodman Distribution	55	Wheelabrator	22
Sid Harvey	50	Rise Engineering	13
2019		2021	
Johnstone Supply	374	Johnstone Supply	303
R. E. Michel Co.	229	R. E. Michel Co.	190
United Refrigeration	155	United Refrigeration	123
Ferguson	106	Ferguson	69
Lennox	89	Lennox	60
Us Air Conditioning Distri..	68	Goodman Distribution	46
Goodman Distribution	64	Refrigeration Supplies Distributor (RSD)	39
Wheelabrator	62	Watsco	38
Refrigeration Supplies Di..	53	F.W. Webb	37
Watsco	51	Us Air Conditioning Distributors (USACD)	37

Figure 21 displays total percentage of locations that actively participated in the program (active participation defined as sending back at least one bin) in 2021, for all the states that mandate thermostat returns reporting as well as the U.S. national average for all states (reporting and non-reporting). In 2021, 58% of the locations in Minnesota returned at least one bin compared to a national average of 16%. The highest percentage of locations returning a bin in 2021 amongst states that mandate thermostat returns reporting was Rhode Island (74%).

Figure 21 - Percent of Locations Returning a Bin in 2021

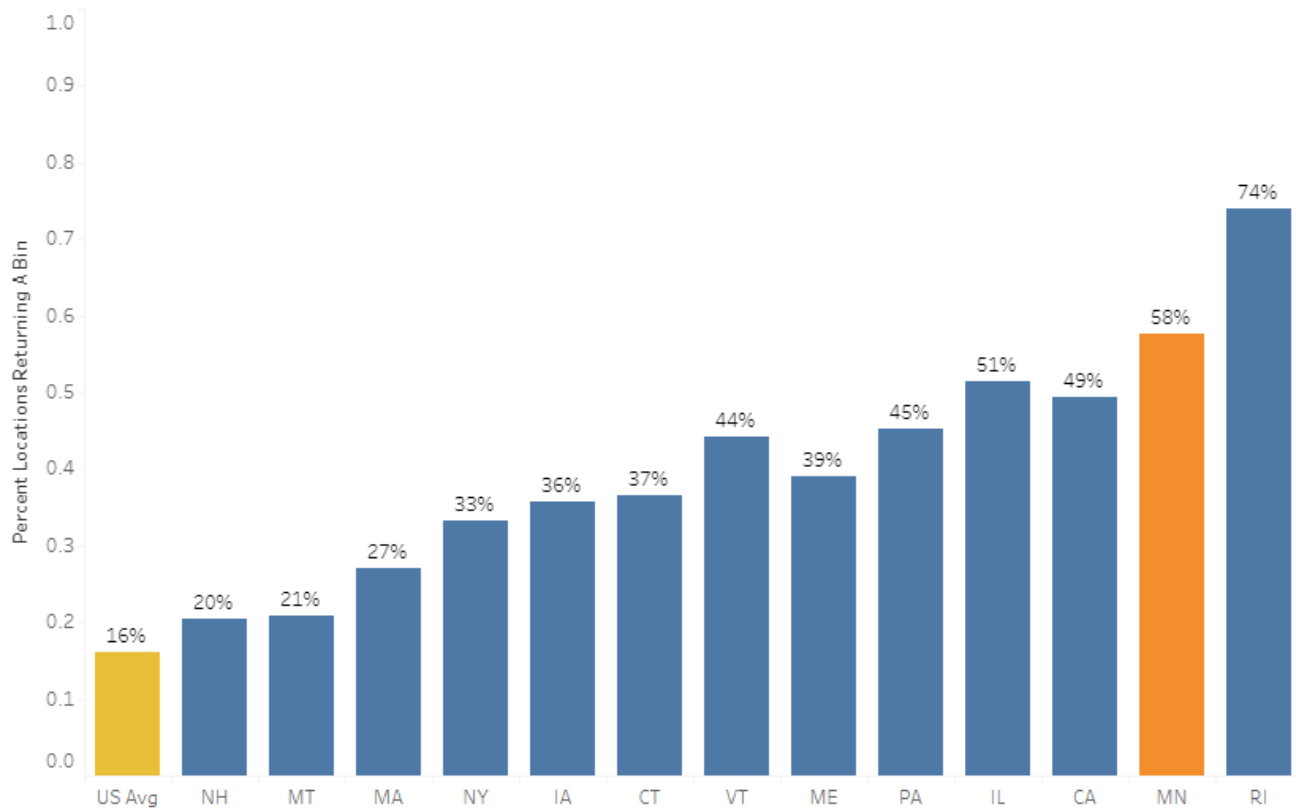


Figure 22 compares Minnesota and national rates for several analytics. These include: total whole thermostats, bins, and loose switches collected, number of thermostats collected by total locations and per actively participating locations, number of thermostats per bin returned on average, equivalent average, number of mercury thermostat equivalents returned in 2021, and finally percent change in mercury thermostat conversion from 2020 to 2021. The equivalent average is an average of the number of switches in whole thermostats collected in Minnesota, and it is used to represent an equivalent number of thermostats from returned loose switches. The thermostat equivalent number includes the totals of whole thermostats returned plus the number of thermostats estimated from loose switches. The states displayed are those that mandate thermostat returns reporting and the U.S. average is for all states that return bins (reporting and non-reporting).

Figure 22 - Comparison of States and US Average Among Several Categories

State	Whole Thermostats	Bins	Loose Switches	Thermostats returned per total # of locations with bins	Average Thermostats per bin	Average Thermostats collected per location that returned	Equivalent Average	Thermostats Equivalent in 2021	% Change over previous year
CA	9,333	414	5,531	13	23	22	1.5807	12,832	31%
CT	2,713	60	653	14	45	36	1.2311	3,243	-15%
IA	814	40	262	7	20	18	1.2359	1,026	-25%
IL	6,904	325	1,461	19	21	32	1.1993	8,122	0%
MA	5,585	125	575	17	45	61	1.1443	6,087	-11%
ME	4,145	105	551	21	39	48	1.0685	4,661	59%
MN	7,752	105	630	59	74	99	1.1898	8,282	50%
MT	218	6	486	9	36	44	1.0917	663	108%
NH	1,219	48	97	6	25	30	1.0935	1,308	-16%
NY	3,639	111	443	7	33	21	1.4053	3,954	-4%
PA	7,572	157	2,586	23	48	49	1.3880	9,435	58%
RI	2,381	42	0	52	57	68	1.0752	2,381	-4%
VT	1,864	80	162	12	23	24	1.0826	2,014	2%
US Avg	1,861	38	530	17	49	17	1.3390	2,257	9%

Figure 23 further compares Minnesota and national data by showing how each state ranked in each of these categories, from highest to lowest. The states compared are those that mandate thermostat returns reporting and the U.S. average is for all states that return bins (reporting and non-reporting).

Figure 23 - Comparison of States and US Average Among Several Categories, Rankings

	Whole Thermostats	Bins	Loose Switches	Thermostats returned per total # of locations with bins	Average Thermostats per bin	Average Thermostats collected per location that returned at least one bin in 2021	Equivalent Average	Thermostat Equivalents in 2021	% Change over previous year
1	CA	CA	CA	MN	MN	MN	CA	CA	MT
2	MN	IL	PA	RI	RI	RI	NY	PA	ME
3	PA	PA	IL	PA	US Avg	MA	PA	MN	PA
4	IL	MA	CT	ME	PA	PA	US Avg	IL	MN
5	MA	NY	MN	IL	CT	ME	IA	MA	CA
6	ME	ME	MA	MA	MA	MT	CT	ME	US Avg
7	NY	MN	ME	US Avg	ME	CT	IL	NY	VT
8	CT	VT	US Avg	CT	MT	IL	MN	CT	IL
9	RI	CT	MT	CA	NY	NH	MA	RI	NY
10	VT	NH	NY	VT	NH	VT	NH	US Avg	RI
11	US Avg	RI	IA	MT	VT	CA	MT	VT	MA
12	NH	IA	VT	IA	CA	NY	VT	NH	CT
13	IA	US Avg	NH	NY	IL	IA	RI	IA	NH
14	MT	MT	RI	NH	IA	US Avg	ME	MT	IA

2021 Collections by Brand

In Minnesota, Thermostat Recycling Corporation (TRC) recovered the equivalent of 8,282 mercury thermostats from 7,752 whole mercury thermostats plus 630 mercury switches removed from thermostats. A total of 61.1 pounds of mercury was diverted from solid waste. *Please note the explanation of the converted thermostats or thermostat equivalents below.¹ An example of the mercury ampoule is shown below.



As required by the state statute, a table of thermostat brand holders with their corresponding thermostats, the number of switches and the pounds of mercury recycled is below. It is important to note that there remain non-members whose thermostats the TRC collection program recycles. They are listed in the table as “Non-Member Brands”.

¹ A mercury thermostat contains a variable amount of mercury ampoules or “switches” attached to the subbase of the thermostat. These glass ampoules often are collected in the recycling container without the intact thermostat attached to them. TRC collects and counts these loose ampoules and recycles them. To derive the converted thermostat or thermostat equivalent, the program takes the following calculations to develop the converted thermostat or thermostat equivalent. First, TRC will count the total whole (intact) thermostats collected in the recycling bins. From these units, there is an intact ampoules count. TRC then takes the intact ampoules divided by the whole (intact) thermostats or otherwise known as the conversion ratio. After the conversion ratio is calculated, TRC will multiply the loose mercury switches by the conversion ratio. Lastly, we add this result to the whole (intact) thermostats to produce the converted thermostats or thermostat equivalents.

Brand Holder	Thermostats	Count Switches	Pounds Mercury
Bard Manufacturing Corporation	-	-	-
Burnham Holdings, Inc	-	-	-
Carrier Corporation	4	8	0.0496
Chromalox	-	-	-
Climate Master, Inc.	-	-	-
Crane Company	-	-	-
Daikin Applied	-	-	-
Dwyer Instruments	-	-	-
ecobee	-	-	-
Emerson Electric Corporation/White Rodgers	294	309	1.9158
Empire Comfort Systems	-	-	-
General Electric Corporation	8	14	0.0868
Goodman Global	8	17	0.1054
Honeywell Home	7,286	8,634	53.5308
Hunter Fan Company	1	1	0.0062
ITT Corporation	10	13	0.0806
Lennox International Inc.	43	97	0.6014
Marley-Wylain Company	-	-	-
Nest	-	-	-
Nortek Global HVAC	-	-	-
Rheem Manufacturing Company	4	4	0.0248
Schneider Electric (Invensys Controls)	48	48	0.2976
STLPC Corporation (f/k/a Lux Products Corporation)	11	11	0.0682
Taco Comfort Solutions	-	-	-

TPI Corporation	-	-	-
Trane Residential Systems	23	46	0.2852
Uponor, Inc.	-	-	-
Vaillant Corporation	-	-	-
W. W. Grainger	-	-	-
York/Johnson Controls	3	7	0.0434
Non-Member Brands			
PSG Controls	1	1	0.0062
Sears Holdings	3	3	0.0186
NOM (Manufacturer not identifiable)			
Loose Switches	-	630	3.9060
NOM	5	10	0.0620
Total	7,752	9,853	61.0886

2021 Summary of the Program Expenses

Below is a summary of program expenses for the Minnesota collection program in 2021. 2021 program expenses (reported in the annual report) are unaudited and are for management purposes only. Prior to submittal of this annual report, the expenses were reviewed by Kellen Company.

Program Component	2020	2021	Difference
Direct Expense for Marketing & Outreach	\$ -	\$ 1,242.29	\$ 1,242.29
Incentive/Promotional Payments	\$ -	\$ 154.02	\$ 154.02
Legal	\$ -		\$ -
New Collection Containers	\$ -		\$ -
Recycling Costs	\$ 19,970.01	\$ 29,803.14	\$ 9,833.13
Travel			\$ -
TRC Staff & Administration	\$ 1,075.00	\$ 109.78	\$ (965.22)
Total Expenses	\$ 21,045.01	\$ 31,309.23	\$ 10,264.22

2021 Education and Outreach

Direct Marketing (Email, Mail, Other Communications)

Current Collection Locations

Small Pails and Green Bins

In 2021, TRC shipped 47 small pails to collection points around the country. We also shipped 236 new green bins. In comparison, the program shipped 159 new green bins in 2020 and 25 small pails². Collection locations either requested the new pail when they signed up to participate in the program or chose to switch out their bin with a pail due to decreased collections. The large green bins which have been the staple of the program continued to be replenished as they were returned for processing. Because the containers are reused and bar coded, we anticipate that the request for new containers will decrease as the program continues.

- Of the totals provided, TRC shipped one new small pail and 5 new large bins in the state.

Collection Location Outbound Phone Calls

Our outbound phone calls have been branded internally as the “Miss You Call” process. These calls promote collection container returns and serve as a reminder to locations that have not returned any thermostats. TRC allocates these “miss you calls” to collection sites that have not returned a container in over a year. These calls serve as a friendly customer service check to see if any of the program materials need to be replenished or if missing containers need to be replaced. In total, the program called 3,113 current collection locations in 2021, compared to 4,175 in 2020. The decline in the number of calls completed is a positive sign that more locations were returning a bin without being prompted in 2021, and therefore did not require a “Miss You Call”.

- Completed 78 calls to encourage shipping the recycling container compared to 70 a year prior. A copy of the locations called can be found in the Appendix.

² New bin orders coincide with accounts that open new stores, move or lose their existing containers.

Collection Location Postcards

Postcards are sent to all locations that have not returned a container in the past year. These postcards serve as a reminder to locations and assists with updating addresses in the database. In 2021, TRC mailed 15,626 postcards.

- Mailed 271 reminder postcards compared to 176 a year prior.



Collection Location Emails

TRC emailed locations three weeks after receiving a postcard to encourage them to directly ship the recycling container. These emails contain step-by-step instructions for shipping and direct contact information for missing shipping labels or further questions. In 2021, TRC emailed 5,405 locations.

- Emailed 62 collection locations three weeks after receiving the reminder postcard to ship their container.



If your container is empty, you have already contacted us, or you recently shipped it please disregard this email.

It may be time to send in your TRC recycling container!



As one of our collection partners, the Thermostat Recycling Corporation (TRC) is reaching out to keep you compliant with the laws relating to mercury thermostat collection and recycling.

According to our records, it's time for us to retrieve your green recycling bin or small pail for processing. Under universal waste processing rules, we need your container once a year or when it's full.

If you're having a tough time filling it, let us know! We'll be happy to send you free materials to promote your participation in our program.

Please follow the instructions below if you have one or more thermostats in your container.

Collection Location Site Visits

Throughout the year, 1,648 site visits were completed in numerous states. The purpose of site visits is to inform the location of the requirements of participation, what specifically the statute requires of them, shipment of the recycling container, and to answer any questions they may have. Often, valuable information is gathered during the site visit which is used to enhance TRC's outreach and update the database with current contact details. With the pandemic, TRC refrained from visiting locations in-person for a few months. For locations scheduled to receive a visit in March and April we "virtually visited" those locations via phone or meeting, rather than cancelling the visit altogether. In May 2021, TRC resumed in-person site visits for the remainder of the year.

- Virtually visited 24 collection locations compared to zero visits in 2020. A copy of the sites visited can be found in the Appendix.

HVAC Industry

The HVAC industry is arguably still the best, most productive and most engaged channel for recycling mercury containing thermostats. We consider this industry to be the manufacturers, wholesale distributors, and contractors which are intimately involved with the recovery of mercury thermostats.

TRC took the following actions:

- TRC was spotlighted in HVAC Refrigeration Daily, a print magazine distributed at the International Air-Conditioning, Heating, Refrigerating Expo.
- Continued the “Banish Mercury Off the Planet” (BMOP) Competition encouraging all HARDI wholesalers to compete through collections. Included direct marketing to 2,756 HARDI HVAC members.
 - The annual competition recovered 239 pounds of mercury from 70 HVAC wholesalers. More than 380 branch locations returned collection bins during the contest period.



- Ran Subway \$5 gift card promotion with Gustave A. Larson locations mid-November through the end of 2021.



Building/Facility Management Industry

In 2021, TRC engaged with the buildings and facility management sector, specifically targeting facility managers and building owners responsible for the operation of commercial and public buildings. This audience includes professionals in business development and management firms, office, education, healthcare, retail, hospitality, and government facilities management. These individuals handle the development, construction, modernization and management of buildings.

- TRC was featured on an episode of the Buildings Podcast in May of 2021 titled, Are You Recycling Your Thermostats?
- Featured in Buildings Buzz eNewsletter in June



Property Management Industry

This year, TRC was able to partner with Progress Residential, one of the largest providers of single-family rental homes in the United States, with over 66,000 homes in 29 of the nation's fastest growing metro areas. The property management company is in the process of retrofitting hundreds of homes' thermostats, and we have provided free recycling containers for their use to recycle the mercury thermostats they are replacing.



Waste Related Sector and Household Hazardous Waste (HHW) Industry

The waste-related sector remains an important sector for TRC to target individuals and those residents performing DIY thermostat installations. These attempts were to gain new collection locations, form better relationships with the audience and raise overall awareness of the TRC program. As a result of these learnings, TRC took the following actions:

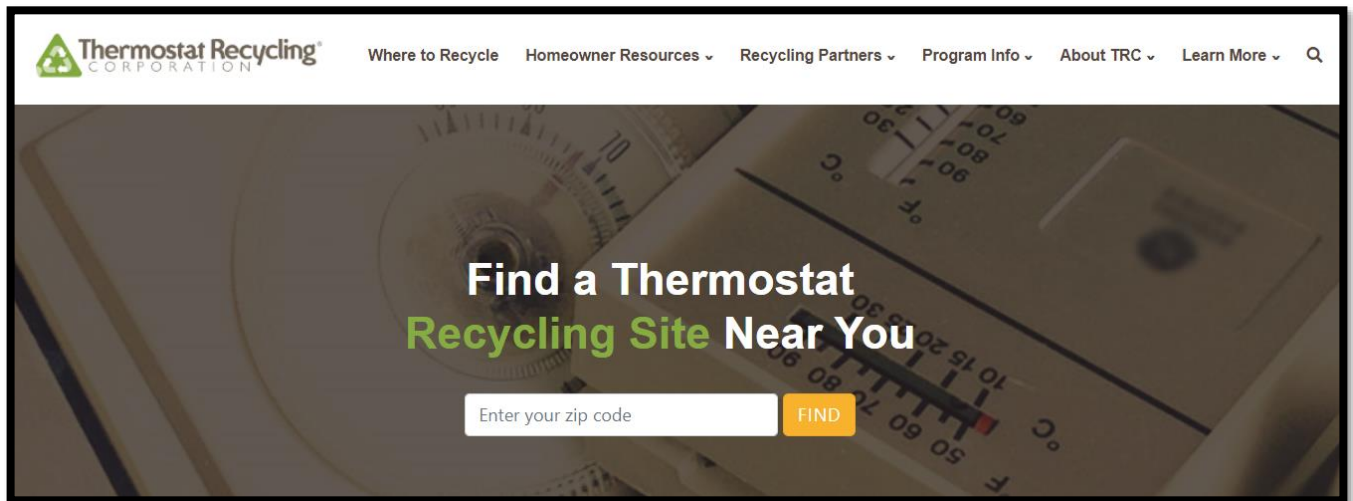
- Scoured google alerts for HHW events to target phone call or email outreach to encourage them to use the program. Sent 11 emails to facilities, offering a free container.

Advertising and Awareness

Website

In 2021, TRC continued to provide information regarding pandemic protocols. While most collection locations remained open, certain operations were most likely adjusted to accommodate for social distancing. Therefore, we recommended all recyclers should contact the collection location beforehand.

In the spring of 2021, TRC launched a redesigned website that enhances mobile accessibility and better navigation for website users. New features include a homepage displaying the latest news and blogs and a google map feature for users looking to recycle their mercury thermostat.



Our location results are populated by active locations who have returned a recycling bin to us within the past 14 months.

CORONAVIRUS UPDATE - Many participating locations have modified operations to protect front-line workers. Service may be suspended or curtailed. Please call in advance.

We found 15 drop off locations near 17758

26.41 Miles

Epsco

7612 Columbia Blvd
BERWICK, PA 18603

Wholesaler

570 752 9044

[View on Google Maps](#)

26.6 Miles

Apr Supply Company

1000 E. Seventh Street
Bloomsburg, PA 17815

Wholesaler

570-784-3263

[View on Google Maps](#)

26.76 Miles

Us Supply

18 Industrial Drive
Bloomsburg, PA 17815

Wholesaler

(570) 389-9690

[View on Google Maps](#)

Earned Media

MONTH	MEDIUM	EARNED MEDIA
May	Podcast	Buildings Podcast- Are You Recycling Your Thermostats?
October	Radio	ACHR The News: October 24 is Recycle Your Mercury Thermostat Day

Press Releases

MONTH	RELEASE
January	Thermostat Recycling Corp.'s Mercury-Containing Thermostat Collection Down 35%
January	Robert Johnson, Environmental Leader, Rejoins Thermostat Recycling Corp. Board of Directors
April	Thermostat Recycling Corp. Launches Redesigned Website

May	Banish Mercury Off the Planet (Launch)
July	Johnstone Supply Leads TRC's Banish Mercury Off the Planet Contest
September	Johnstone Supply [Still] Leads TRC's Banish Mercury Off the Planet Contest
October	Oct. 24 is Recycle Your Mercury Thermostat Day
December	Johnstone Supply, Famous Supply and Geary Pacific Earn Banish Mercury Off the Planet 2021 Awards

Blogs

MONTH	BLOG
January	The Anticipation of 2021
February	Do You Sense Change in the Air?
March	My Frequently Asked Questions
March	The Website is a Changing
April	The TRC's Role in Environmental Justice
June	Why the TRC Partnership Works for Everyone
July	That's a Very "Cool" House You're Buying
July	I Heard You on the Podcast
August	What Makes for a Great Thermostat Day?
September	Recycling Myths: Separating Facts From Fiction
November	It's HARDI Conference Time (Finally)
November	California Agrees to a Sunset Provision for the Mercury Thermostat Collection Act
December	A Hearty HARDI Returns to the Conference 'Table'

Print Advertising

ACHR News

Field Served: All branches of the air conditioning, heating and refrigeration industry (residential, commercial, and industrial) including contractors, dealers, distributors, wholesalers, manufacturers, consulting engineers and architects, public utilities, government agencies and associations, exporters and importers, industrial and commercial buyers and users, libraries, schools, students and others allied to the field.

- Advertisement Specs: 2/3 page, 4c
- Circulation: 26,490 (National)
 - Minnesota: 724
- Issues
 - March 2021
 - May 2021
 - June 2021
 - August 2021
 - September 2021
 - November 2021

Buildings Magazine

Field Served: Building owners and facilities management professionals in business development and management firms, office, education, healthcare, retail, hospitality, and government. Professionals involved in the development, construction, modernization, and management of buildings.

- Advertisement Specs: Full Page, 4c
- Circulation: 146,458 (National)
 - Minnesota: 3,004
- Issues
 - February 2021
 - October 2021

HVACR Business

Field served: commercial, residential and industrial contractors and distributors in the heating, cooling, ventilation and refrigeration industries

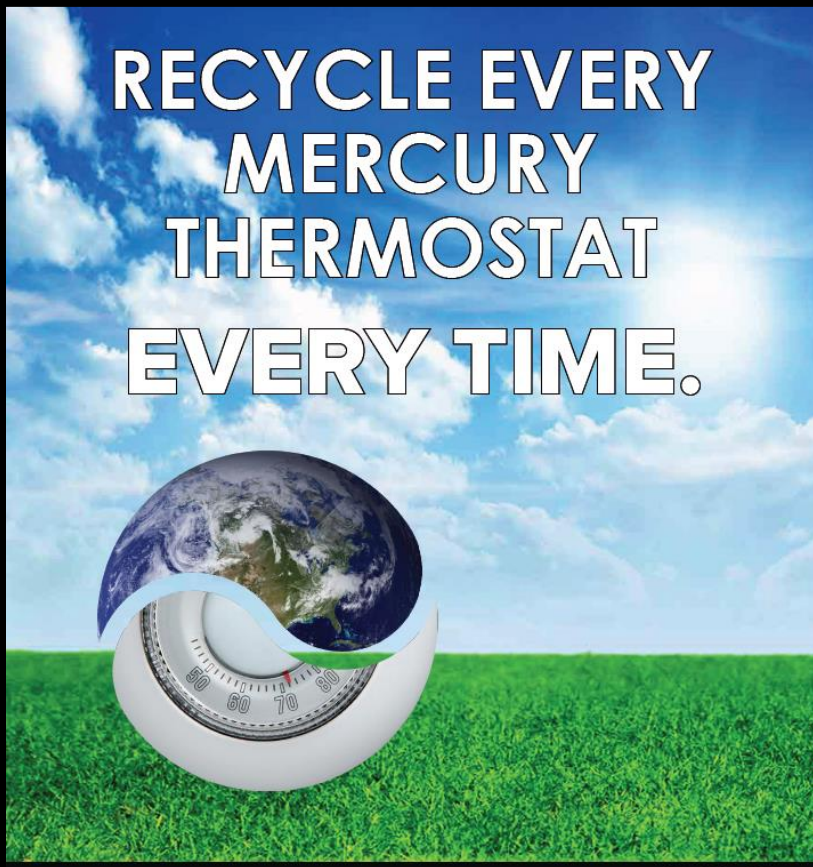
- Advertisement Specs: 1/2 page, 4c
- Circulation: 31,500 (National)
 - New England: 1,565
 - Middle Atlantic: 4,017
 - East No. Central: 5,638
 - West No. Central: 2,959
 - South Atlantic: 6,712
 - East So. Central: 1,771
 - West So. Central: 3,475
 - Mountain: 1,895
 - Pacific: 3,349
- Issues
 - January 2021
 - September 2021

Facility Management Journal Magazine


Field Served: Facilities management professionals involved in the development, construction, modernization and management of buildings.




- Advertisement Specs: 1/3 page, 4c
- Circulation: 26,665 (National)
- Issues
 - November/December 2021

Advertisement Samples



**RECYCLE EVERY
MERCURY
THERMOSTAT
EVERY TIME.**

 **Thermostat Recycling[®]**
CORPORATION

   thermostat-recycle.org



2021
bmop
BANISH MERCURY OFF THE PLANET

Calling all TRC/HARDI Wholesale Members.
The 10th annual BMOP competition is going on now!

Return your filled recycling containers
by October 31 to compete.

Learn more at thermostat-recycle.org/bmop

 **Thermostat Recycling[®]**
CORPORATION



Search Engine Marketing (SEM)

Search Engine Marketing (also SEM or pay per click—PPC) is the process of buying a paid position on the search engine results page. TRC refined its strategy for SEM in 2020 and continued to work along that strategy in 2021.

While most KPIs decreased, the click-through-rate increased, complemented by a negligible increase in average cost-per-click. Along with fewer clicks, however, came fewer conversions. In 2022, SEM will be adjusted to ensure an expanded budget compared to other placements, as historically, this touchpoint has been very successful.

The main focus of TRC's SEM strategy is conversions, which are counted when someone navigates to the Find a Thermostat Collection Site page on the TRC website. In this area in 2021, there was a decline across the board in the number of conversions, the cost per conversion and the conversion rate, following an exponential increase in 2020. Extra attention will be paid to the new states introduced into the mix last year to ensure those ads are optimized for best performance.

In summary, more people were engaged with our ads in 2021 than in 2020, but those people converted less frequently compared to the previous period.

Clicks ▼ 15K ↓ 8.53K	Impressions ▼ 390K ↓ 545K	CTR ▼ 3.86% ↑ 1.34%	Avg. CPC ▼ \$2.00 ↑ \$0.01
Conversions ▼ 709.00 ↓ 3.03K	Cost / conv. ▼ \$42.53 ↑ \$29.96	Conv. rate ▼ 4.71% ↑ 9.54%	Search impr. share ▼ 12.62% ↓ 10.85%

Search Engine Optimization (SEO)

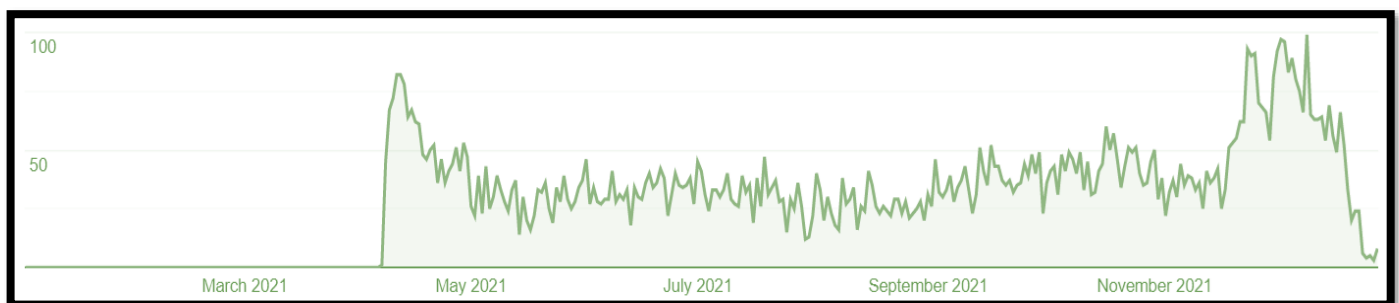
Search Engine Optimization (SEO) is the process whereby a website is optimized through original content and on-site coding tactics to increase its chances of appearing near the top of “organic searches.” An organic search is one that appears “naturally” in a search engine like Google or Bing. In other words, an organic listing is not ranked through paid search.

Organic traffic to a website typically brings visitors who stay longer, and visit more pages, on average.

Two key measures were identified as a baseline for growth. They are:

- Clicks from organic search
- Page-one organic terms

In 2021, organic search traffic yielded 9,746 clicks to the TRC website. By comparison, there were 7,460 clicks from organic search over the same time period in 2020.



This data was provided by *Google Analytics Reporting*.

2021 Trade Shows, Conferences, and Presentations

Date	Show	Location
October		
18-19	MRRA Conference	Rockport, ME
December		
4-7	HARDI Annual Conference	Palm Desert, CA

2022 Program Modifications

Thermostat Recycling Corporation's 2022 Goals

TRC continues to set high-level annual goals for the organization. These goals assist in decision making and prioritization of activities. For the calendar year 2022, TRC plans to focus on:

- Continuing to fulfill state statutory requirements, agreements, and other arrangements for regulatory compliance.
- Targeting mercury thermostat collections from utility programs. Maintain the HVAC industry collections. Other key audiences vary by state and requirements.
- Focusing on education and awareness tactics geared toward homeowners and HVAC industry professionals.

Thermostat Recycling Corporation's Planned Tasks

In addition to the above goals, TRC set specific tasks which we plan to focus on. Completion of these tasks aid in the overall organization's goals.

- Attend and integrate learnings from other EPR products after the biannual Product Stewardship meetings.
- Roll-out public releases throughout the year.
- Continue the program's operational activities such as outbound phone calls, mailing reminder postcards, and visiting sites. Use collection data trends to target these initiatives.
- Attend trade shows and conferences, when applicable. Look for speaking opportunities at attended events.
- Review Google AdWords funding and reallocate funds to other platforms where it makes sense.



2021 MINNESOTA ANNUAL REPORT

Thermostat Recycling Corporation Headquarters
355 Lexington Avenue – 15th Floor | New York, NY 10017

1-888-266-0550

www.thermostat-recycle.org

Questions about this annual report?

Contact:

Ralph Vasami, Executive Director

(P) 914.523.1558

(E) ralph.vasami@thermostat-recycle.org

All state specific annual reports are posted on our website at the following weblink:

<https://thermostat-recycle.org/program-info/state-reports/>

Recycle every mercury thermostat, every time.

APPENDICES

How Mercury Thermostat Waste is Handled

Tax Return 990

2021 Miss You Calls

2021 Site Visits

2021 Collection Location Summary Report

2021 Collection Location Bin Receipt

HOW MERCURY THERMOSTAT WASTE IS HANDLED

WASTE MERCURY-ADDED THERMOSTAT MANAGEMENT THROUGH VEOLIA ES TECHNICAL SOLUTIONS, LLC.

TRC containers with waste mercury-switch thermostats are received at a fulfillment/inventory center in Port Washington, Wisconsin (WIR000130591). The facility is owned and operated by Veolia ES Technical Solutions, L.L.C. (Veolia) under contract with TRC.

All recycling containers, including pails and bins are received at the loading dock and sent to the TRC inventory room. The container and plastic liner are opened and the contents are identified, sorted, and tallied. The following data is recorded for each bin returned and processed: bin number, business name (location name), city, state, zip code, date returned, number of thermostats and mercury switches by manufacturer and any non-conforming material.

The containers are returned to the location that sent it in with a new prepaid address label within 3 weeks of receipt. The thermostats are stored and staged in a plastic lined carton in a storage area for final processing. The containers are dated and processed in order received, first in-first out.

The thermostats and any loose bulbs collected from the containers are consolidated into a special 55-gallon drum which is labeled and dated according to regulations. The drum is sealed with a band and is only opened when contents are being added to it. Special negative pressure venting assures any fumes are captured and vented when the drum is opened.

The 55-gallon drum is then shipped to Veolia's mercury recovery facility (WID988566543) for final processing of the mercury ampules (switches). Veolia Environmental Services meets or exceeds all local, state, federal and EPA regulations for the management of the product.

The containers are returned from the storage area to the mercury recovery processing area to have the mercury bulbs removed from the plastic housing. Universal Waste Regulations require the recycling and disposal of waste within 12 months of acceptance at the processing facility.

Small quantities of thermostats are removed from the container, which is then closed again. The bulbs are removed from the thermostats and placed into processing vessel at the work station. Once the processing vessel is full, the vessel is loaded into the mercury recovery retort oven.

If a bulb breaks and the mercury spills, the work area is designed to contain the spillage and the operators are trained in the clean-up and disposal of mercury. The TRC inventory

and processing areas are equipped with special mercury vacuum cleaners and the work area is vacuumed at the end of the work day to ensure that any spillage is cleaned up and not left to evaporate.

Veolia meets or exceeds all local, state, federal and EPA regulations for the management of the product. The mercury recovery facility and process are permitted by the Wisconsin Department of Natural Resources. Veolia's approvals for mercury recovery/recycling include:

- EPA - identification WID988566543
- Hazardous Waste Storage License #6008
- Hazardous Waste Treatment License (Mercury Recovery Operations) #4585
- Air Operation Permit #246076050-S01
- Storm Water General Permit #WI-S067857-4

In addition to the regulatory permits, both Veolia Port Washington facilities have developed and maintain management systems in accordance with ISO 14001-2004, OHSAS 18001-2007, and Responsible Recycling (R2:2013) Practice. All persons who handle mercury thermostats as part of the TRC operation receive training in the handling of Hazardous Waste and Universal Waste.

The mercury containing ampules are retorted at Veolia's Port Washington Mineral Springs facility. The mercury is removed during the retort process. The post retort debris consists of broken glass ampules. The debris is tested for residual mercury to document the removal of the mercury to levels below the US EPA Land Disposal Restriction (LDR) levels. The debris is then disposal of as a non-hazardous solid waste at Advanced Disposal Glacier Ridge Landfill, LLC in Horicon, Wisconsin.

Form **990**Department of the Treasury
Internal Revenue Service**Return of Organization Exempt From Income Tax**
Under section 501(c), 527, or 4947(a)(1) of the Internal Revenue Code (except private foundations)

▶ Do not enter social security numbers on this form as it may be made public.

▶ Go to www.irs.gov/Form990 for instructions and the latest information.

OMB No. 1545-0047

2020Open to Public
Inspection**A For the 2020 calendar year, or tax year beginning and ending****B** Check if applicable:

- ☐ Address change
☐ Name change
☐ Initial return
☐ Final return/terminated
☐ Amended return
☐ Application pending

C Name of organization**THERMOSTAT RECYCLING CORPORATION**Doing business as **TRC**

Number and street (or P.O. box if mail is not delivered to street address)

355 LEXINGTON AVENUE, 15TH FLOOR

Room/suite

City or town, state or province, country, and ZIP or foreign postal code

NEW YORK, NY 10017**F** Name and address of principal officer: **DANIELLE MYERS****SAME AS C ABOVE****D** Employer identification number**54-1830284****E** Telephone number**212-297-2105****G** Gross receipts \$**2,994,890.****H(a)** Is this a group returnfor subordinates? ☐ Yes ☒ No**H(b)** Are all subordinates included? ☐ Yes ☐ No

If "No," attach a list. See instructions

H(c) Group exemption number ▶**I** Tax-exempt status: ☐ 501(c)(3) ☒ 501(c) (**6**) ◀ (insert no.) ☐ 4947(a)(1) or ☐ 527**J** Website: ▶ **WWW.THERMOSTAT-RECYCLE.ORG****K** Form of organization: ☒ Corporation ☐ Trust ☐ Association ☐ Other ▶**L** Year of formation: **1996****M** State of legal domicile: **DE****Part I Summary**

Activities & Governance	1	Briefly describe the organization's mission or most significant activities: TO PROMOTE THE SAFE COLLECTION AND PROPER DISPOSAL OF MERCURY-CONTAINING THERMOSTATS.
	2	Check this box <input type="checkbox"/> if the organization discontinued its operations or disposed of more than 25% of its net assets.
	3	Number of voting members of the governing body (Part VI, line 1a) 3
	4	Number of independent voting members of the governing body (Part VI, line 1b) 4
	5	Total number of individuals employed in calendar year 2020 (Part V, line 2a) 0
	6	Total number of volunteers (estimate if necessary) 0
	7a	Total unrelated business revenue from Part VIII, column (C), line 12 0.
7b	Net unrelated business taxable income from Form 990-T, Part I, line 11 0.	
Revenue	8	Contributions and grants (Part VIII, line 1h) 0.
	9	Program service revenue (Part VIII, line 2g) 2,759,101.
	10	Investment income (Part VIII, column (A), lines 3, 4, and 7d) 710.
	11	Other revenue (Part VIII, column (A), lines 5, 6d, 8c, 9c, 10c, and 11e) 0.
	12	Total revenue - add lines 8 through 11 (must equal Part VIII, column (A), line 12) 2,759,811.
	12	Total revenue - add lines 8 through 11 (must equal Part VIII, column (A), line 12) 2,994,890.
Expenses	13	Grants and similar amounts paid (Part IX, column (A), lines 1-3) 0.
	14	Benefits paid to or for members (Part IX, column (A), line 4) 0.
	15	Salaries, other compensation, employee benefits (Part IX, column (A), lines 5-10) 84,998.
	16a	Professional fundraising fees (Part IX, column (A), line 11e) 0.
	b	Total fundraising expenses (Part IX, column (D), line 25) ▶ 0.
	17	Other expenses (Part IX, column (A), lines 11a-11d, 11f-24e) 2,750,992.
	18	Total expenses. Add lines 13-17 (must equal Part IX, column (A), line 25) 2,835,990.
19	Revenue less expenses. Subtract line 18 from line 12 -76,179.	
Net Assets or Fund Balances	20	Total assets (Part X, line 16) 1,394,221.
	21	Total liabilities (Part X, line 26) 326,124.
	22	Net assets or fund balances. Subtract line 21 from line 20 1,068,097.

Part II Signature Block

Under penalties of perjury, I declare that I have examined this return, including accompanying schedules and statements, and to the best of my knowledge and belief, it is true, correct, and complete. Declaration of preparer (other than officer) is based on all information of which preparer has any knowledge.

Sign Here	Signature of officer	Date			
	DANIELLE MYERS, OPERATIONS AND COMPLIANCE MANAGER Type or print name and title				
Paid Preparer Use Only	Print/Type preparer's name	Preparer's signature	Date	Check <input type="checkbox"/> if self-employed	PTIN
	JEFFREY A. SMITH, CPA				P00139935
Preparer Use Only	Firm's name ▶	Firm's EIN ▶	Phone no.		
	BURDETTE SMITH & BISH LLC 4114 LEGATO ROAD, 5TH FLOOR FAIRFAX, VA 22033	45-4037800	703-591-5200		

May the IRS discuss this return with the preparer shown above? See instructions ☒ Yes ☐ No

Part III Statement of Program Service AccomplishmentsCheck if Schedule O contains a response or note to any line in this Part III ☐**1** Briefly describe the organization's mission:

THE THERMOSTAT RECYCLING CORPORATION (TRC) IS A NON-PROFIT ORGANIZATION THAT FACILITATES AND MANAGES THE COLLECTION AND PROPER DISPOSAL OF MERCURY-CONTAINING THERMOSTATS.

2 Did the organization undertake any significant program services during the year which were not listed on the prior Form 990 or 990-EZ? ☐ Yes ☒ No

If "Yes," describe these new services on Schedule O.

3 Did the organization cease conducting, or make significant changes in how it conducts, any program services? ☐ Yes ☒ No

If "Yes," describe these changes on Schedule O.

4 Describe the organization's program service accomplishments for each of its three largest program services, as measured by expenses.

Section 501(c)(3) and 501(c)(4) organizations are required to report the amount of grants and allocations to others, the total expenses, and revenue, if any, for each program service reported.

4a (Code:) (Expenses \$ 2,295,328. including grants of \$) (Revenue \$ 2,994,730.)

TRC FACILITATES THE PROPER MANAGEMENT OF WASTE MERCURY THERMOSTATS BY PROVIDING RECYCLING CONTAINERS FOR THE COLLECTION AND TRANSPORT OF WASTE MERCURY THERMOSTATS TO ELIGIBLE COLLECTION SITES IN ALL U.S. STATES EXCEPT ALASKA AND HAWAII. TRC ALSO CONDUCTS AN EDUCATIONAL CAMPAIGN PROMOTING THE PROPER MANAGEMENT OF WASTE MERCURY THERMOSTATS. SINCE TRC'S FOUNDING, TRC HAS COLLECTED OVER 2,500,000 MERCURY-CONTAINING THERMOSTATS WHICH HAS KEPT 12 TONS OF MERCURY OUT OF THE WASTE SYSTEM.

4b (Code:) (Expenses \$ including grants of \$) (Revenue \$)**4c** (Code:) (Expenses \$ including grants of \$) (Revenue \$)**4d** Other program services (Describe on Schedule O.)

(Expenses \$ including grants of \$) (Revenue \$)

4e Total program service expenses **2,295,328.**

Part IV Checklist of Required Schedules

	Yes	No
1 Is the organization described in section 501(c)(3) or 4947(a)(1) (other than a private foundation)? <i>If "Yes," complete Schedule A</i>		X
2 Is the organization required to complete <i>Schedule B, Schedule of Contributors</i> ?		X
3 Did the organization engage in direct or indirect political campaign activities on behalf of or in opposition to candidates for public office? <i>If "Yes," complete Schedule C, Part I</i>		X
4 Section 501(c)(3) organizations. Did the organization engage in lobbying activities, or have a section 501(h) election in effect during the tax year? <i>If "Yes," complete Schedule C, Part II</i>		
5 Is the organization a section 501(c)(4), 501(c)(5), or 501(c)(6) organization that receives membership dues, assessments, or similar amounts as defined in Revenue Procedure 98-19? <i>If "Yes," complete Schedule C, Part III</i>	X	
6 Did the organization maintain any donor advised funds or any similar funds or accounts for which donors have the right to provide advice on the distribution or investment of amounts in such funds or accounts? <i>If "Yes," complete Schedule D, Part I</i>		X
7 Did the organization receive or hold a conservation easement, including easements to preserve open space, the environment, historic land areas, or historic structures? <i>If "Yes," complete Schedule D, Part II</i>		X
8 Did the organization maintain collections of works of art, historical treasures, or other similar assets? <i>If "Yes," complete Schedule D, Part III</i>		X
9 Did the organization report an amount in Part X, line 21, for escrow or custodial account liability, serve as a custodian for amounts not listed in Part X; or provide credit counseling, debt management, credit repair, or debt negotiation services? <i>If "Yes," complete Schedule D, Part IV</i>		X
10 Did the organization, directly or through a related organization, hold assets in donor-restricted endowments or in quasi endowments? <i>If "Yes," complete Schedule D, Part V</i>		X
11 If the organization's answer to any of the following questions is "Yes," then complete Schedule D, Parts VI, VII, VIII, IX, or X as applicable.		
a Did the organization report an amount for land, buildings, and equipment in Part X, line 10? <i>If "Yes," complete Schedule D, Part VI</i>	X	
b Did the organization report an amount for investments - other securities in Part X, line 12, that is 5% or more of its total assets reported in Part X, line 16? <i>If "Yes," complete Schedule D, Part VII</i>		X
c Did the organization report an amount for investments - program related in Part X, line 13, that is 5% or more of its total assets reported in Part X, line 16? <i>If "Yes," complete Schedule D, Part VIII</i>		X
d Did the organization report an amount for other assets in Part X, line 15, that is 5% or more of its total assets reported in Part X, line 16? <i>If "Yes," complete Schedule D, Part IX</i>		X
e Did the organization report an amount for other liabilities in Part X, line 25? <i>If "Yes," complete Schedule D, Part X</i>		X
f Did the organization's separate or consolidated financial statements for the tax year include a footnote that addresses the organization's liability for uncertain tax positions under FIN 48 (ASC 740)? <i>If "Yes," complete Schedule D, Part X</i>	X	
12a Did the organization obtain separate, independent audited financial statements for the tax year? <i>If "Yes," complete Schedule D, Parts XI and XII</i>	X	
b Was the organization included in consolidated, independent audited financial statements for the tax year? <i>If "Yes," and if the organization answered "No" to line 12a, then completing Schedule D, Parts XI and XII is optional</i>		X
13 Is the organization a school described in section 170(b)(1)(A)(ii)? <i>If "Yes," complete Schedule E</i>		X
14a Did the organization maintain an office, employees, or agents outside of the United States?		X
b Did the organization have aggregate revenues or expenses of more than \$10,000 from grantmaking, fundraising, business, investment, and program service activities outside the United States, or aggregate foreign investments valued at \$100,000 or more? <i>If "Yes," complete Schedule F, Parts I and IV</i>		X
15 Did the organization report on Part IX, column (A), line 3, more than \$5,000 of grants or other assistance to or for any foreign organization? <i>If "Yes," complete Schedule F, Parts II and IV</i>		X
16 Did the organization report on Part IX, column (A), line 3, more than \$5,000 of aggregate grants or other assistance to or for foreign individuals? <i>If "Yes," complete Schedule F, Parts III and IV</i>		X
17 Did the organization report a total of more than \$15,000 of expenses for professional fundraising services on Part IX, column (A), lines 6 and 11e? <i>If "Yes," complete Schedule G, Part I</i>		X
18 Did the organization report more than \$15,000 total of fundraising event gross income and contributions on Part VIII, lines 1c and 8a? <i>If "Yes," complete Schedule G, Part II</i>		X
19 Did the organization report more than \$15,000 of gross income from gaming activities on Part VIII, line 9a? <i>If "Yes," complete Schedule G, Part III</i>		X
20a Did the organization operate one or more hospital facilities? <i>If "Yes," complete Schedule H</i>		X
b If "Yes" to line 20a, did the organization attach a copy of its audited financial statements to this return?		
21 Did the organization report more than \$5,000 of grants or other assistance to any domestic organization or domestic government on Part IX, column (A), line 1? <i>If "Yes," complete Schedule I, Parts I and II</i>		X

Part IV Checklist of Required Schedules (continued)

	Yes	No
22 Did the organization report more than \$5,000 of grants or other assistance to or for domestic individuals on Part IX, column (A), line 2? <i>If "Yes," complete Schedule I, Parts I and III</i>	22	X
23 Did the organization answer "Yes" to Part VII, Section A, line 3, 4, or 5 about compensation of the organization's current and former officers, directors, trustees, key employees, and highest compensated employees? <i>If "Yes," complete Schedule J</i>	23	X
24a Did the organization have a tax-exempt bond issue with an outstanding principal amount of more than \$100,000 as of the last day of the year, that was issued after December 31, 2002? <i>If "Yes," answer lines 24b through 24d and complete Schedule K. If "No," go to line 25a</i>	24a	X
b Did the organization invest any proceeds of tax-exempt bonds beyond a temporary period exception?	24b	
c Did the organization maintain an escrow account other than a refunding escrow at any time during the year to defease any tax-exempt bonds?	24c	
d Did the organization act as an "on behalf of" issuer for bonds outstanding at any time during the year?	24d	
25a Section 501(c)(3), 501(c)(4), and 501(c)(29) organizations. Did the organization engage in an excess benefit transaction with a disqualified person during the year? <i>If "Yes," complete Schedule L, Part I</i>	25a	
b Is the organization aware that it engaged in an excess benefit transaction with a disqualified person in a prior year, and that the transaction has not been reported on any of the organization's prior Forms 990 or 990-EZ? <i>If "Yes," complete Schedule L, Part I</i>	25b	
26 Did the organization report any amount on Part X, line 5 or 22, for receivables from or payables to any current or former officer, director, trustee, key employee, creator or founder, substantial contributor, or 35% controlled entity or family member of any of these persons? <i>If "Yes," complete Schedule L, Part II</i>	26	X
27 Did the organization provide a grant or other assistance to any current or former officer, director, trustee, key employee, creator or founder, substantial contributor or employee thereof, a grant selection committee member, or to a 35% controlled entity (including an employee thereof) or family member of any of these persons? <i>If "Yes," complete Schedule L, Part III</i>	27	X
28 Was the organization a party to a business transaction with one of the following parties (see Schedule L, Part IV instructions, for applicable filing thresholds, conditions, and exceptions):		
a A current or former officer, director, trustee, key employee, creator or founder, or substantial contributor? <i>If "Yes," complete Schedule L, Part IV</i>	28a	X
b A family member of any individual described in line 28a? <i>If "Yes," complete Schedule L, Part IV</i>	28b	X
c A 35% controlled entity of one or more individuals and/or organizations described in lines 28a or 28b? <i>If "Yes," complete Schedule L, Part IV</i>	28c	X
29 Did the organization receive more than \$25,000 in non-cash contributions? <i>If "Yes," complete Schedule M</i>	29	X
30 Did the organization receive contributions of art, historical treasures, or other similar assets, or qualified conservation contributions? <i>If "Yes," complete Schedule M</i>	30	X
31 Did the organization liquidate, terminate, or dissolve and cease operations? <i>If "Yes," complete Schedule N, Part I</i>	31	X
32 Did the organization sell, exchange, dispose of, or transfer more than 25% of its net assets? <i>If "Yes," complete Schedule N, Part II</i>	32	X
33 Did the organization own 100% of an entity disregarded as separate from the organization under Regulations sections 301.7701-2 and 301.7701-3? <i>If "Yes," complete Schedule R, Part I</i>	33	X
34 Was the organization related to any tax-exempt or taxable entity? <i>If "Yes," complete Schedule R, Part II, III, or IV, and Part V, line 1</i>	34	X
35a Did the organization have a controlled entity within the meaning of section 512(b)(13)?	35a	X
b If "Yes" to line 35a, did the organization receive any payment from or engage in any transaction with a controlled entity within the meaning of section 512(b)(13)? <i>If "Yes," complete Schedule R, Part V, line 2</i>	35b	
36 Section 501(c)(3) organizations. Did the organization make any transfers to an exempt non-charitable related organization? <i>If "Yes," complete Schedule R, Part V, line 2</i>	36	
37 Did the organization conduct more than 5% of its activities through an entity that is not a related organization and that is treated as a partnership for federal income tax purposes? <i>If "Yes," complete Schedule R, Part VI</i>	37	X
38 Did the organization complete Schedule O and provide explanations in Schedule O for Part VI, lines 11b and 19?	38	X

Note: All Form 990 filers are required to complete Schedule O

Part V Statements Regarding Other IRS Filings and Tax ComplianceCheck if Schedule O contains a response or note to any line in this Part V ☐

	Yes	No
1a Enter the number reported in Box 3 of Form 1096. Enter -0- if not applicable	1a	7
b Enter the number of Forms W-2G included in line 1a. Enter -0- if not applicable	1b	0
c Did the organization comply with backup withholding rules for reportable payments to vendors and reportable gaming (gambling) winnings to prize winners?	1c	X

Part V Statements Regarding Other IRS Filings and Tax Compliance (continued)

	Yes	No
2a Enter the number of employees reported on Form W-3, Transmittal of Wage and Tax Statements, filed for the calendar year ending with or within the year covered by this return	2a	0
b If at least one is reported on line 2a, did the organization file all required federal employment tax returns?	2b	
Note: If the sum of lines 1a and 2a is greater than 250, you may be required to e-file (see instructions)		
3a Did the organization have unrelated business gross income of \$1,000 or more during the year?	3a	X
b If "Yes," has it filed a Form 990-T for this year? If "No" to line 3b, provide an explanation on Schedule O	3b	
4a At any time during the calendar year, did the organization have an interest in, or a signature or other authority over, a financial account in a foreign country (such as a bank account, securities account, or other financial account)?	4a	X
b If "Yes," enter the name of the foreign country		
See instructions for filing requirements for FinCEN Form 114, Report of Foreign Bank and Financial Accounts (FBAR).		
5a Was the organization a party to a prohibited tax shelter transaction at any time during the tax year?	5a	X
b Did any taxable party notify the organization that it was or is a party to a prohibited tax shelter transaction?	5b	X
c If "Yes" to line 5a or 5b, did the organization file Form 8886-T?	5c	
6a Does the organization have annual gross receipts that are normally greater than \$100,000, and did the organization solicit any contributions that were not tax deductible as charitable contributions?	6a	X
b If "Yes," did the organization include with every solicitation an express statement that such contributions or gifts were not tax deductible?	6b	
7 Organizations that may receive deductible contributions under section 170(c).		
a Did the organization receive a payment in excess of \$75 made partly as a contribution and partly for goods and services provided to the payor?	7a	
b If "Yes," did the organization notify the donor of the value of the goods or services provided?	7b	
c Did the organization sell, exchange, or otherwise dispose of tangible personal property for which it was required to file Form 8282?	7c	
d If "Yes," indicate the number of Forms 8282 filed during the year	7d	
e Did the organization receive any funds, directly or indirectly, to pay premiums on a personal benefit contract?	7e	
f Did the organization, during the year, pay premiums, directly or indirectly, on a personal benefit contract?	7f	
g If the organization received a contribution of qualified intellectual property, did the organization file Form 8899 as required?	7g	
h If the organization received a contribution of cars, boats, airplanes, or other vehicles, did the organization file a Form 1098-C?	7h	
8 Sponsoring organizations maintaining donor advised funds. Did a donor advised fund maintained by the sponsoring organization have excess business holdings at any time during the year?	8	
9 Sponsoring organizations maintaining donor advised funds.		
a Did the sponsoring organization make any taxable distributions under section 4966?	9a	
b Did the sponsoring organization make a distribution to a donor, donor advisor, or related person?	9b	
10 Section 501(c)(7) organizations. Enter:		
a Initiation fees and capital contributions included on Part VIII, line 12	10a	
b Gross receipts, included on Form 990, Part VIII, line 12, for public use of club facilities	10b	
11 Section 501(c)(12) organizations. Enter:		
a Gross income from members or shareholders	11a	
b Gross income from other sources (Do not net amounts due or paid to other sources against amounts due or received from them.)	11b	
12a Section 4947(a)(1) non-exempt charitable trusts. Is the organization filing Form 990 in lieu of Form 1041?	12a	
b If "Yes," enter the amount of tax-exempt interest received or accrued during the year	12b	
13 Section 501(c)(29) qualified nonprofit health insurance issuers.		
a Is the organization licensed to issue qualified health plans in more than one state?	13a	
Note: See the instructions for additional information the organization must report on Schedule O.		
b Enter the amount of reserves the organization is required to maintain by the states in which the organization is licensed to issue qualified health plans	13b	
c Enter the amount of reserves on hand	13c	
14a Did the organization receive any payments for indoor tanning services during the tax year?	14a	X
b If "Yes," has it filed a Form 720 to report these payments? If "No," provide an explanation on Schedule O	14b	
15 Is the organization subject to the section 4960 tax on payment(s) of more than \$1,000,000 in remuneration or excess parachute payment(s) during the year?	15	X
If "Yes," see instructions and file Form 4720, Schedule N.		
16 Is the organization an educational institution subject to the section 4968 excise tax on net investment income?	16	X
If "Yes," complete Form 4720, Schedule O.		

Form 990 (2020)

Part VI Governance, Management, and Disclosure For each "Yes" response to lines 2 through 7b below, and for a "No" response to line 8a, 8b, or 10b below, describe the circumstances, processes, or changes on Schedule O. See instructions.

Check if Schedule O contains a response or note to any line in this Part VI ☒

Section A. Governing Body and Management

	1a	1b	2	3	4	5	6	7a	7b	8a	8b	9	Yes	No
1a Enter the number of voting members of the governing body at the end of the tax year	4													
If there are material differences in voting rights among members of the governing body, or if the governing body delegated broad authority to an executive committee or similar committee, explain on Schedule O.														
b Enter the number of voting members included on line 1a, above, who are independent		4												
2 Did any officer, director, trustee, or key employee have a family relationship or a business relationship with any other officer, director, trustee, or key employee?			2											X
3 Did the organization delegate control over management duties customarily performed by or under the direct supervision of officers, directors, trustees, or key employees to a management company or other person?				3									X	
4 Did the organization make any significant changes to its governing documents since the prior Form 990 was filed?					4									X
5 Did the organization become aware during the year of a significant diversion of the organization's assets?						5								X
6 Did the organization have members or stockholders?							6						X	
7a Did the organization have members, stockholders, or other persons who had the power to elect or appoint one or more members of the governing body?								7a					X	
b Are any governance decisions of the organization reserved to (or subject to approval by) members, stockholders, or persons other than the governing body?									7b					X
8 Did the organization contemporaneously document the meetings held or written actions undertaken during the year by the following:														
a The governing body?										8a			X	
b Each committee with authority to act on behalf of the governing body?											8b		X	
9 Is there any officer, director, trustee, or key employee listed in Part VII, Section A, who cannot be reached at the organization's mailing address? If "Yes," provide the names and addresses on Schedule O												9		X

Section B. Policies (This Section B requests information about policies not required by the Internal Revenue Code.)

	10a	10b	11a	11b	12a	12b	12c	13	14	15a	15b	16a	16b	Yes	No
10a Did the organization have local chapters, branches, or affiliates?	10a														X
b If "Yes," did the organization have written policies and procedures governing the activities of such chapters, affiliates, and branches to ensure their operations are consistent with the organization's exempt purposes?		10b													
11a Has the organization provided a complete copy of this Form 990 to all members of its governing body before filing the form?			11a											X	
b Describe in Schedule O the process, if any, used by the organization to review this Form 990.															
12a Did the organization have a written conflict of interest policy? If "No," go to line 13					12a									X	
b Were officers, directors, or trustees, and key employees required to disclose annually interests that could give rise to conflicts?						12b									X
c Did the organization regularly and consistently monitor and enforce compliance with the policy? If "Yes," describe in Schedule O how this was done							12c								X
13 Did the organization have a written whistleblower policy?								13						X	
14 Did the organization have a written document retention and destruction policy?									14					X	
15 Did the process for determining compensation of the following persons include a review and approval by independent persons, comparability data, and contemporaneous substantiation of the deliberation and decision?															
a The organization's CEO, Executive Director, or top management official										15a					X
b Other officers or key employees of the organization											15b				X
If "Yes" to line 15a or 15b, describe the process in Schedule O (see instructions).															
16a Did the organization invest in, contribute assets to, or participate in a joint venture or similar arrangement with a taxable entity during the year?												16a			X
b If "Yes," did the organization follow a written policy or procedure requiring the organization to evaluate its participation in joint venture arrangements under applicable federal tax law, and take steps to safeguard the organization's exempt status with respect to such arrangements?													16b		

Section C. Disclosure

17 List the states with which a copy of this Form 990 is required to be filed **CA, MT, IL**

18 Section 6104 requires an organization to make its Forms 1023 (1024 or 1024-A, if applicable), 990, and 990-T (Section 501(c)(3)s only) available for public inspection. Indicate how you made these available. Check all that apply.

☐ Own website ☐ Another's website ☒ Upon request ☐ Other (explain on Schedule O)

19 Describe on Schedule O whether (and if so, how) the organization made its governing documents, conflict of interest policy, and financial statements available to the public during the tax year.

20 State the name, address, and telephone number of the person who possesses the organization's books and records **DANIELLE MYERS - 267-513-1726**
500 OFFICE CENTER DRIVE, STE 400, FORT WASHINGTON, PA 19034

Check if Schedule O contains a response or note to any line in this Part VII

- List all of the organization's **current** officers, directors, trustees (whether individuals or organizations), regardless of amount of compensation. Enter -0- in columns (D), (E), and (F) if no compensation was paid.
 - List all of the organization's **current** key employees, if any. See instructions for definition of "key employee."
 - List the organization's five **current** highest compensated employees (other than an officer, director, trustee, or key employee) who received reportable compensation (Box 5 of Form W-2 and/or Box 7 of Form 1099-MISC) of more than \$100,000 from the organization and any related organizations.
 - List all of the organization's **former** officers, key employees, and highest compensated employees who received more than \$100,000 of reportable compensation from the organization and any related organizations.
 - List all of the organization's **former directors or trustees** that received, in the capacity as a former director or trustee of the organization, more than \$10,000 of reportable compensation from the organization and any related organizations.
- See instructions for the order in which to list the persons above.

Part VII Section A. Officers, Directors, Trustees, Key Employees, and Highest Compensated Employees (continued)

(A) Name and title	(B) Average hours per week (list any hours for related organizations below line)	(C) Position (do not check more than one box, unless person is both an officer and a director/trustee)						(D) Reportable compensation from the organization (W-2/1099-MISC)	(E) Reportable compensation from related organizations (W-2/1099-MISC)	(F) Estimated amount of other compensation from the organization and related organizations
		Individual trustee or director	Institutional trustee	Officer	Key employee	Highest compensated employee	Former			
1b Subtotal								0.	0.	0.
c Total from continuation sheets to Part VII, Section A								0.	0.	0.
d Total (add lines 1b and 1c)								0.	0.	0.

2 Total number of individuals (including but not limited to those listed above) who received more than \$100,000 of reportable compensation from the organization **0**

- 3** Did the organization list any **former** officer, director, trustee, key employee, or highest compensated employee on line 1a? *If "Yes," complete Schedule J for such individual* **3** **Yes** **No** **X**
- 4** For any individual listed on line 1a, is the sum of reportable compensation and other compensation from the organization and related organizations greater than \$150,000? *If "Yes," complete Schedule J for such individual* **4** **Yes** **No** **X**
- 5** Did any person listed on line 1a receive or accrue compensation from any unrelated organization or individual for services rendered to the organization? *If "Yes," complete Schedule J for such person* **5** **Yes** **No** **X**

Section B. Independent Contractors

1 Complete this table for your five highest compensated independent contractors that received more than \$100,000 of compensation from the organization. Report compensation for the calendar year ending with or within the organization's tax year.

(A) Name and business address	(B) Description of services	(C) Compensation
S. GRONER ASSOCIATES, INC., 100 W. BROADWAY, SUITE 290, LONG BEACH, CA 90802	MARKETING CONSULTING	576,849.
KELLEN COMPANY, 355 LEXINGTON AVENUE, 1TH FLOOR, NEW YORK, NY 10017	ASSOCIATION MANAGEMENT	382,000.
AXIOM ADVISORS, 1201 K STREET, SUITE 920, SACRAMENTO, CA 95814	CONSULTING SERVICES	175,300.
CROSSROAD SERVICES INC 2360 ALVARADO STREET, SAN LEANDRO, CA 94577	UTILITY SERVICES	117,159.

2 Total number of independent contractors (including but not limited to those listed above) who received more than \$100,000 of compensation from the organization **4**

Part VIII Statement of RevenueCheck if Schedule O contains a response or note to any line in this Part VIII ☐

				(A)	(B)	(C)	(D)
				Total revenue	Related or exempt function revenue	Unrelated business revenue	Revenue excluded from tax under sections 512 - 514
Contributions, Gifts, Grants and Other Similar Amounts	1 a	Federated campaigns	1a				
	b	Membership dues	1b				
	c	Fundraising events	1c				
	d	Related organizations	1d				
	e	Government grants (contributions)	1e				
	f	All other contributions, gifts, grants, and similar amounts not included above ...	1f				
	g	Noncash contributions included in lines 1a-1f	1g	\$			
	h	Total. Add lines 1a-1f					
Program Service Revenue	2 a	MEMBERSHIP DUES	Business Code	900099	2,716,705.	2,716,705.	
	b	GOVERNMENT AFFAIRS	900099	278,000.	278,000.		
	c	SITE PARTICIPATION FEE	900099	25.	25.		
	d						
	e						
	f	All other program service revenue					
	g	Total. Add lines 2a-2f		2,994,730.			
	Other Revenue	3	Investment income (including dividends, interest, and other similar amounts)		160.		
4		Income from investment of tax-exempt bond proceeds					
5		Royalties					
6 a		Gross rents	(i) Real	(ii) Personal			
b		Less: rental expenses ...					
c		Rental income or (loss)					
d		Net rental income or (loss)					
7 a		Gross amount from sales of assets other than inventory	(i) Securities	(ii) Other			
b		Less: cost or other basis and sales expenses					
c		Gain or (loss)					
d		Net gain or (loss)					
8 a		Gross income from fundraising events (not including \$ _____ of contributions reported on line 1c). See Part IV, line 18					
b		Less: direct expenses					
c		Net income or (loss) from fundraising events					
9 a	Gross income from gaming activities. See Part IV, line 19						
b	Less: direct expenses						
c	Net income or (loss) from gaming activities						
10 a	Gross sales of inventory, less returns and allowances						
b	Less: cost of goods sold						
c	Net income or (loss) from sales of inventory						
Miscellaneous Revenue	11 a		Business Code				
	b						
	c						
	d	All other revenue					
	e	Total. Add lines 11a-11d					
	12	Total revenue. See instructions		2,994,890.	2,994,730.	0.	160.

Part IX Statement of Functional Expenses

Section 501(c)(3) and 501(c)(4) organizations must complete all columns. All other organizations must complete column (A).

Check if Schedule O contains a response or note to any line in this Part IX

☒ X

Do not include amounts reported on lines 6b, 7b, 8b, 9b, and 10b of Part VIII.	(A) Total expenses	(B) Program service expenses	(C) Management and general expenses	(D) Fundraising expenses
1 Grants and other assistance to domestic organizations and domestic governments. See Part IV, line 21				
2 Grants and other assistance to domestic individuals. See Part IV, line 22				
3 Grants and other assistance to foreign organizations, foreign governments, and foreign individuals. See Part IV, lines 15 and 16				
4 Benefits paid to or for members				
5 Compensation of current officers, directors, trustees, and key employees				
6 Compensation not included above to disqualified persons (as defined under section 4958(f)(1)) and persons described in section 4958(c)(3)(B)				
7 Other salaries and wages				
8 Pension plan accruals and contributions (include section 401(k) and 403(b) employer contributions)				
9 Other employee benefits				
10 Payroll taxes	11.			
11 Fees for services (nonemployees):				
a Management	358,000.			
b Legal	14,000.			
c Accounting	15,500.			
d Lobbying				
e Professional fundraising services. See Part IV, line 17				
f Investment management fees				
g Other. (If line 11g amount exceeds 10% of line 25, column (A) amount, list line 11g expenses on Sch. O.)	628,990.			
12 Advertising and promotion	769,983.			
13 Office expenses	15,890.			
14 Information technology	42,485.			
15 Royalties				
16 Occupancy	21,628.			
17 Travel	7,669.			
18 Payments of travel or entertainment expenses for any federal, state, or local public officials				
19 Conferences, conventions, and meetings				
20 Interest				
21 Payments to affiliates				
22 Depreciation, depletion, and amortization	48,854.			
23 Insurance	26,393.			
24 Other expenses. Itemize expenses not covered above (List miscellaneous expenses on line 24e. If line 24e amount exceeds 10% of line 25, column (A) amount, list line 24e expenses on Schedule O.)				
a RECYCLING SERVICES	396,480.			
b SPONSORSHIPS AND MEMBER	40,655.			
c BAD DEBT	30,575.			
d INCENTIVE PAYMENTS	10,150.			
e All other expenses	10,565.			
25 Total functional expenses. Add lines 1 through 24e	2,437,828.			
26 Joint costs. Complete this line only if the organization reported in column (B) joint costs from a combined educational campaign and fundraising solicitation.				

Check here ☐ if following SOP 98-2 (ASC 958-720)

Part X Balance SheetCheck if Schedule O contains a response or note to any line in this Part X ☐

		(A) Beginning of year		(B) End of year
Assets	1 Cash - non-interest-bearing	893,255.	1	1,311,316.
	2 Savings and temporary cash investments	250,544.	2	250,671.
	3 Pledges and grants receivable, net		3	
	4 Accounts receivable, net	30,601.	4	118,313.
	5 Loans and other receivables from any current or former officer, director, trustee, key employee, creator or founder, substantial contributor, or 35% controlled entity or family member of any of these persons		5	
	6 Loans and other receivables from other disqualified persons (as defined under section 4958(f)(1)), and persons described in section 4958(c)(3)(B)		6	
	7 Notes and loans receivable, net		7	
	8 Inventories for sale or use		8	
	9 Prepaid expenses and deferred charges	48,785.	9	32,076.
	10a Land, buildings, and equipment: cost or other basis. Complete Part VI of Schedule D	10a 10,068.		
	b Less: accumulated depreciation	10b 10,068.	10c 0.	0.
	11 Investments - publicly traded securities		11	
	12 Investments - other securities. See Part IV, line 11		12	
	13 Investments - program-related. See Part IV, line 11		13	
	14 Intangible assets	161,668.	14	137,814.
	15 Other assets. See Part IV, line 11	9,368.	15	9,368.
16 Total assets. Add lines 1 through 15 (must equal line 33)	1,394,221.	16	1,859,558.	
Liabilities	17 Accounts payable and accrued expenses	326,124.	17	177,437.
	18 Grants payable		18	
	19 Deferred revenue		19	56,962.
	20 Tax-exempt bond liabilities		20	
	21 Escrow or custodial account liability. Complete Part IV of Schedule D		21	
	22 Loans and other payables to any current or former officer, director, trustee, key employee, creator or founder, substantial contributor, or 35% controlled entity or family member of any of these persons		22	
	23 Secured mortgages and notes payable to unrelated third parties		23	
	24 Unsecured notes and loans payable to unrelated third parties		24	
	25 Other liabilities (including federal income tax, payables to related third parties, and other liabilities not included on lines 17-24). Complete Part X of Schedule D		25	
	26 Total liabilities. Add lines 17 through 25	326,124.	26	234,399.
Net Assets or Fund Balances	Organizations that follow FASB ASC 958, check here <input checked="" type="checkbox"/> and complete lines 27, 28, 32, and 33.			
	27 Net assets without donor restrictions	948,097.	27	1,505,159.
	28 Net assets with donor restrictions	120,000.	28	120,000.
	Organizations that do not follow FASB ASC 958, check here <input type="checkbox"/> and complete lines 29 through 33.			
	29 Capital stock or trust principal, or current funds		29	
	30 Paid-in or capital surplus, or land, building, or equipment fund		30	
	31 Retained earnings, endowment, accumulated income, or other funds		31	
	32 Total net assets or fund balances	1,068,097.	32	1,625,159.
	33 Total liabilities and net assets/fund balances	1,394,221.	33	1,859,558.

Form 990 (2020)

Part XI Reconciliation of Net AssetsCheck if Schedule O contains a response or note to any line in this Part XI ☐

1	Total revenue (must equal Part VIII, column (A), line 12)	1	2,994,890.
2	Total expenses (must equal Part IX, column (A), line 25)	2	2,437,828.
3	Revenue less expenses. Subtract line 2 from line 1	3	557,062.
4	Net assets or fund balances at beginning of year (must equal Part X, line 32, column (A))	4	1,068,097.
5	Net unrealized gains (losses) on investments	5	
6	Donated services and use of facilities	6	
7	Investment expenses	7	
8	Prior period adjustments	8	
9	Other changes in net assets or fund balances (explain on Schedule O)	9	0.
10	Net assets or fund balances at end of year. Combine lines 3 through 9 (must equal Part X, line 32, column (B))	10	1,625,159.

Part XII Financial Statements and ReportingCheck if Schedule O contains a response or note to any line in this Part XII ☒

	Yes	No
1 Accounting method used to prepare the Form 990: <input type="checkbox"/> Cash <input checked="" type="checkbox"/> Accrual <input type="checkbox"/> Other _____ If the organization changed its method of accounting from a prior year or checked "Other," explain in Schedule O.		
2a Were the organization's financial statements compiled or reviewed by an independent accountant? _____ If "Yes," check a box below to indicate whether the financial statements for the year were compiled or reviewed on a separate basis, consolidated basis, or both: <input type="checkbox"/> Separate basis <input type="checkbox"/> Consolidated basis <input type="checkbox"/> Both consolidated and separate basis		X
b Were the organization's financial statements audited by an independent accountant? _____ If "Yes," check a box below to indicate whether the financial statements for the year were audited on a separate basis, consolidated basis, or both: <input checked="" type="checkbox"/> Separate basis <input type="checkbox"/> Consolidated basis <input type="checkbox"/> Both consolidated and separate basis	X	
c If "Yes" to line 2a or 2b, does the organization have a committee that assumes responsibility for oversight of the audit, review, or compilation of its financial statements and selection of an independent accountant? _____ If the organization changed either its oversight process or selection process during the tax year, explain on Schedule O.	X	
3a As a result of a federal award, was the organization required to undergo an audit or audits as set forth in the Single Audit Act and OMB Circular A-133? _____		X
b If "Yes," did the organization undergo the required audit or audits? If the organization did not undergo the required audit or audits, explain why on Schedule O and describe any steps taken to undergo such audits _____		

Form 990 (2020)

SCHEDULE C
(Form 990 or 990-EZ)

Department of the Treasury
Internal Revenue Service

Political Campaign and Lobbying Activities

For Organizations Exempt From Income Tax Under section 501(c) and section 527
▶ **Complete if the organization is described below.** ▶ **Attach to Form 990 or Form 990-EZ.**
▶ **Go to www.irs.gov/Form990 for instructions and the latest information.**

OMB No. 1545-0047

2020

**Open to Public
Inspection**

If the organization answered "Yes," on Form 990, Part IV, line 3, or Form 990-EZ, Part V, line 46 (Political Campaign Activities), then

- Section 501(c)(3) organizations: Complete Parts I-A and B. Do not complete Part I-C.
- Section 501(c) (other than section 501(c)(3)) organizations: Complete Parts I-A and C below. Do not complete Part I-B.
- Section 527 organizations: Complete Part I-A only.

If the organization answered "Yes," on Form 990, Part IV, line 4, or Form 990-EZ, Part VI, line 47 (Lobbying Activities), then

- Section 501(c)(3) organizations that have filed Form 5768 (election under section 501(h)): Complete Part II-A. Do not complete Part II-B.
- Section 501(c)(3) organizations that have NOT filed Form 5768 (election under section 501(h)): Complete Part II-B. Do not complete Part II-A.

If the organization answered "Yes," on Form 990, Part IV, line 5 (Proxy Tax) (See separate instructions) or Form 990-EZ, Part V, line 35c (Proxy Tax) (See separate instructions), then

- Section 501(c)(4), (5), or (6) organizations: Complete Part III.

Name of organization

THERMOSTAT RECYCLING CORPORATION

Employer identification number

54-1830284

Part I-A Complete if the organization is exempt under section 501(c) or is a section 527 organization.

1 Provide a description of the organization's direct and indirect political campaign activities in Part IV.

2 Political campaign activity expenditures ▶ \$

3 Volunteer hours for political campaign activities ▶

Part I-B Complete if the organization is exempt under section 501(c)(3).

1 Enter the amount of any excise tax incurred by the organization under section 4955 ▶ \$

2 Enter the amount of any excise tax incurred by organization managers under section 4955 ▶ \$

3 If the organization incurred a section 4955 tax, did it file Form 4720 for this year? ☐ Yes ☐ No

4a Was a correction made? ☐ Yes ☐ No

b If "Yes," describe in Part IV.

Part I-C Complete if the organization is exempt under section 501(c), except section 501(c)(3).

1 Enter the amount directly expended by the filing organization for section 527 exempt function activities ▶ \$

2 Enter the amount of the filing organization's funds contributed to other organizations for section 527
exempt function activities ▶ \$

3 Total exempt function expenditures. Add lines 1 and 2. Enter here and on Form 1120-POL,
line 17b ▶ \$

4 Did the filing organization file **Form 1120-POL** for this year? ☐ Yes ☐ No

5 Enter the names, addresses and employer identification number (EIN) of all section 527 political organizations to which the filing organization made payments. For each organization listed, enter the amount paid from the filing organization's funds. Also enter the amount of political contributions received that were promptly and directly delivered to a separate political organization, such as a separate segregated fund or a political action committee (PAC). If additional space is needed, provide information in Part IV.

(a) Name	(b) Address	(c) EIN	(d) Amount paid from filing organization's funds. If none, enter -0-.	(e) Amount of political contributions received and promptly and directly delivered to a separate political organization. If none, enter -0-.

For Paperwork Reduction Act Notice, see the Instructions for Form 990 or 990-EZ.

Schedule C (Form 990 or 990-EZ) 2020

LHA

032041 12-02-20

Part II-A Complete if the organization is exempt under section 501(c)(3) and filed Form 5768 (election under section 501(h)).

- A** Check ☐ if the filing organization belongs to an affiliated group (and list in Part IV each affiliated group member's name, address, EIN, expenses, and share of excess lobbying expenditures).
- B** Check ☐ if the filing organization checked box A and "limited control" provisions apply.

Limits on Lobbying Expenditures (The term "expenditures" means amounts paid or incurred.)		(a) Filing organization's totals	(b) Affiliated group totals												
1a Total lobbying expenditures to influence public opinion (grassroots lobbying)															
b Total lobbying expenditures to influence a legislative body (direct lobbying)															
c Total lobbying expenditures (add lines 1a and 1b)															
d Other exempt purpose expenditures															
e Total exempt purpose expenditures (add lines 1c and 1d)															
f Lobbying nontaxable amount. Enter the amount from the following table in both columns.															
<table border="1"> <thead> <tr> <th>If the amount on line 1e, column (a) or (b) is:</th> <th>The lobbying nontaxable amount is:</th> </tr> </thead> <tbody> <tr> <td>Not over \$500,000</td> <td>20% of the amount on line 1e.</td> </tr> <tr> <td>Over \$500,000 but not over \$1,000,000</td> <td>\$100,000 plus 15% of the excess over \$500,000.</td> </tr> <tr> <td>Over \$1,000,000 but not over \$1,500,000</td> <td>\$175,000 plus 10% of the excess over \$1,000,000.</td> </tr> <tr> <td>Over \$1,500,000 but not over \$17,000,000</td> <td>\$225,000 plus 5% of the excess over \$1,500,000.</td> </tr> <tr> <td>Over \$17,000,000</td> <td>\$1,000,000.</td> </tr> </tbody> </table>	If the amount on line 1e, column (a) or (b) is:	The lobbying nontaxable amount is:	Not over \$500,000	20% of the amount on line 1e.	Over \$500,000 but not over \$1,000,000	\$100,000 plus 15% of the excess over \$500,000.	Over \$1,000,000 but not over \$1,500,000	\$175,000 plus 10% of the excess over \$1,000,000.	Over \$1,500,000 but not over \$17,000,000	\$225,000 plus 5% of the excess over \$1,500,000.	Over \$17,000,000	\$1,000,000.			
If the amount on line 1e, column (a) or (b) is:	The lobbying nontaxable amount is:														
Not over \$500,000	20% of the amount on line 1e.														
Over \$500,000 but not over \$1,000,000	\$100,000 plus 15% of the excess over \$500,000.														
Over \$1,000,000 but not over \$1,500,000	\$175,000 plus 10% of the excess over \$1,000,000.														
Over \$1,500,000 but not over \$17,000,000	\$225,000 plus 5% of the excess over \$1,500,000.														
Over \$17,000,000	\$1,000,000.														
g Grassroots nontaxable amount (enter 25% of line 1f)															
h Subtract line 1g from line 1a. If zero or less, enter -0-															
i Subtract line 1f from line 1c. If zero or less, enter -0-															
j If there is an amount other than zero on either line 1h or line 1i, did the organization file Form 4720 reporting section 4911 tax for this year?		<input type="checkbox"/> Yes <input type="checkbox"/> No													

4-Year Averaging Period Under Section 501(h)

(Some organizations that made a section 501(h) election do not have to complete all of the five columns below.

See the separate instructions for lines 2a through 2f.)

Lobbying Expenditures During 4-Year Averaging Period					
Calendar year (or fiscal year beginning in)	(a) 2017	(b) 2018	(c) 2019	(d) 2020	(e) Total
2a Lobbying nontaxable amount					
b Lobbying ceiling amount (150% of line 2a, column(e))					
c Total lobbying expenditures					
d Grassroots nontaxable amount					
e Grassroots ceiling amount (150% of line 2d, column (e))					
f Grassroots lobbying expenditures					

Schedule C (Form 990 or 990-EZ) 2020

SCHEDULE D
(Form 990)Department of the Treasury
Internal Revenue Service**Supplemental Financial Statements**▶ **Complete if the organization answered "Yes" on Form 990,
Part IV, line 6, 7, 8, 9, 10, 11a, 11b, 11c, 11d, 11e, 11f, 12a, or 12b.**▶ **Attach to Form 990.**▶ **Go to www.irs.gov/Form990 for instructions and the latest information.**

OMB No. 1545-0047

2020**Open to Public
Inspection****Name of the organization****THERMOSTAT RECYCLING CORPORATION****Employer identification number****54-1830284****Part I Organizations Maintaining Donor Advised Funds or Other Similar Funds or Accounts.** Complete if the organization answered "Yes" on Form 990, Part IV, line 6.

	(a) Donor advised funds	(b) Funds and other accounts
1 Total number at end of year		
2 Aggregate value of contributions to (during year)		
3 Aggregate value of grants from (during year)		
4 Aggregate value at end of year		
5 Did the organization inform all donors and donor advisors in writing that the assets held in donor advised funds are the organization's property, subject to the organization's exclusive legal control?	<input type="checkbox"/> Yes	<input type="checkbox"/> No
6 Did the organization inform all grantees, donors, and donor advisors in writing that grant funds can be used only for charitable purposes and not for the benefit of the donor or donor advisor, or for any other purpose conferring impermissible private benefit?	<input type="checkbox"/> Yes	<input type="checkbox"/> No

Part II Conservation Easements. Complete if the organization answered "Yes" on Form 990, Part IV, line 7.

1 Purpose(s) of conservation easements held by the organization (check all that apply).
☐ Preservation of land for public use (for example, recreation or education) ☐ Preservation of a historically important land area
☐ Protection of natural habitat ☐ Preservation of a certified historic structure
☐ Preservation of open space

2 Complete lines 2a through 2d if the organization held a qualified conservation contribution in the form of a conservation easement on the last day of the tax year.

	Held at the End of the Tax Year
a Total number of conservation easements	2a
b Total acreage restricted by conservation easements	2b
c Number of conservation easements on a certified historic structure included in (a)	2c
d Number of conservation easements included in (c) acquired after 7/25/06, and not on a historic structure listed in the National Register	2d

3 Number of conservation easements modified, transferred, released, extinguished, or terminated by the organization during the tax year ▶

4 Number of states where property subject to conservation easement is located ▶

5 Does the organization have a written policy regarding the periodic monitoring, inspection, handling of violations, and enforcement of the conservation easements it holds?

☐ Yes ☐ No

6 Staff and volunteer hours devoted to monitoring, inspecting, handling of violations, and enforcing conservation easements during the year ▶

7 Amount of expenses incurred in monitoring, inspecting, handling of violations, and enforcing conservation easements during the year ▶ \$

8 Does each conservation easement reported on line 2(d) above satisfy the requirements of section 170(h)(4)(B)(i) and section 170(h)(4)(B)(ii)?

☐ Yes ☐ No

9 In Part XIII, describe how the organization reports conservation easements in its revenue and expense statement and balance sheet, and include, if applicable, the text of the footnote to the organization's financial statements that describes the organization's accounting for conservation easements.

Part III Organizations Maintaining Collections of Art, Historical Treasures, or Other Similar Assets.

Complete if the organization answered "Yes" on Form 990, Part IV, line 8.

1a If the organization elected, as permitted under FASB ASC 958, not to report in its revenue statement and balance sheet works of art, historical treasures, or other similar assets held for public exhibition, education, or research in furtherance of public service, provide in Part XIII the text of the footnote to its financial statements that describes these items.

b If the organization elected, as permitted under FASB ASC 958, to report in its revenue statement and balance sheet works of art, historical treasures, or other similar assets held for public exhibition, education, or research in furtherance of public service, provide the following amounts relating to these items:

(i) Revenue included on Form 990, Part VIII, line 1

(ii) Assets included in Form 990, Part X

2 If the organization received or held works of art, historical treasures, or other similar assets for financial gain, provide the following amounts required to be reported under FASB ASC 958 relating to these items:

a Revenue included on Form 990, Part VIII, line 1

b Assets included in Form 990, Part X

LHA For Paperwork Reduction Act Notice, see the Instructions for Form 990.

Schedule D (Form 990) 2020

Part III Organizations Maintaining Collections of Art, Historical Treasures, or Other Similar Assets (continued)

3 Using the organization's acquisition, accession, and other records, check any of the following that make significant use of its collection items (check all that apply):

a ☐ Public exhibition

d ☐ Loan or exchange program

b ☐ Scholarly research

e ☐ Other _____

c ☐ Preservation for future generations

4 Provide a description of the organization's collections and explain how they further the organization's exempt purpose in Part XIII.

5 During the year, did the organization solicit or receive donations of art, historical treasures, or other similar assets

to be sold to raise funds rather than to be maintained as part of the organization's collection? ☐ Yes ☐ No

Part IV Escrow and Custodial Arrangements. Complete if the organization answered "Yes" on Form 990, Part IV, line 9, or reported an amount on Form 990, Part X, line 21.

1a Is the organization an agent, trustee, custodian or other intermediary for contributions or other assets not included on Form 990, Part X? ☐ Yes ☐ No

b If "Yes," explain the arrangement in Part XIII and complete the following table:

c Beginning balance

d Additions during the year

e Distributions during the year

f Ending balance

	Amount
1c	
1d	
1e	
1f	

2a Did the organization include an amount on Form 990, Part X, line 21, for escrow or custodial account liability? ☐ Yes ☐ No

b If "Yes," explain the arrangement in Part XIII. Check here if the explanation has been provided on Part XIII ☐

Part V Endowment Funds. Complete if the organization answered "Yes" on Form 990, Part IV, line 10.

	(a) Current year	(b) Prior year	(c) Two years back	(d) Three years back	(e) Four years back
1a Beginning of year balance					
b Contributions					
c Net investment earnings, gains, and losses					
d Grants or scholarships					
e Other expenditures for facilities and programs					
f Administrative expenses					
g End of year balance					

2 Provide the estimated percentage of the current year end balance (line 1g, column (a)) held as:

a Board designated or quasi-endowment ☐ %

b Permanent endowment ☐ %

c Term endowment ☐ %

The percentages on lines 2a, 2b, and 2c should equal 100%.

3a Are there endowment funds not in the possession of the organization that are held and administered for the organization by:

(i) Unrelated organizations

(ii) Related organizations

	Yes	No
3a(i)		
3a(ii)		
3b		

b If "Yes" on line 3a(ii), are the related organizations listed as required on Schedule R? ☐

4 Describe in Part XIII the intended uses of the organization's endowment funds.

Part VI Land, Buildings, and Equipment.

Complete if the organization answered "Yes" on Form 990, Part IV, line 11a. See Form 990, Part X, line 10.

Description of property	(a) Cost or other basis (investment)	(b) Cost or other basis (other)	(c) Accumulated depreciation	(d) Book value
1a Land				
b Buildings				0.
c Leasehold improvements				0.
d Equipment		10,068.	10,068.	0.
e Other				0.
Total. Add lines 1a through 1e. (Column (d) must equal Form 990, Part X, column (B), line 10c.)				0.

Schedule D (Form 990) 2020

Part VII Investments - Other Securities.

Complete if the organization answered "Yes" on Form 990, Part IV, line 11b. See Form 990, Part X, line 12.

(a) Description of security or category (including name of security)	(b) Book value	(c) Method of valuation: Cost or end-of-year market value
(1) Financial derivatives		
(2) Closely held equity interests		
(3) Other		
(A)		
(B)		
(C)		
(D)		
(E)		
(F)		
(G)		
(H)		
Total. (Col. (b) must equal Form 990, Part X, col. (B) line 12.) ▶		

Part VIII Investments - Program Related.

Complete if the organization answered "Yes" on Form 990, Part IV, line 11c. See Form 990, Part X, line 13.

(a) Description of investment	(b) Book value	(c) Method of valuation: Cost or end-of-year market value
(1)		
(2)		
(3)		
(4)		
(5)		
(6)		
(7)		
(8)		
(9)		
Total. (Col. (b) must equal Form 990, Part X, col. (B) line 13.) ▶		

Part IX Other Assets.

Complete if the organization answered "Yes" on Form 990, Part IV, line 11d. See Form 990, Part X, line 15.

(a) Description	(b) Book value
(1)	
(2)	
(3)	
(4)	
(5)	
(6)	
(7)	
(8)	
(9)	
Total. (Column (b) must equal Form 990, Part X, col. (B) line 15.) ▶	

Part X Other Liabilities.

Complete if the organization answered "Yes" on Form 990, Part IV, line 11e or 11f. See Form 990, Part X, line 25.

1. (a) Description of liability	(b) Book value
(1) Federal income taxes	
(2)	
(3)	
(4)	
(5)	
(6)	
(7)	
(8)	
(9)	
Total. (Column (b) must equal Form 990, Part X, col. (B) line 25.) ▶	

2. Liability for uncertain tax positions. In Part XIII, provide the text of the footnote to the organization's financial statements that reports the organization's liability for uncertain tax positions under FASB ASC 740. Check here if the text of the footnote has been provided in Part XIII ... ☒

Schedule D (Form 990) 2020

Part XI Reconciliation of Revenue per Audited Financial Statements With Revenue per Return.

Complete if the organization answered "Yes" on Form 990, Part IV, line 12a.

1	Total revenue, gains, and other support per audited financial statements	1	2,994,890.
2	Amounts included on line 1 but not on Form 990, Part VIII, line 12:		
a	Net unrealized gains (losses) on investments	2a	
b	Donated services and use of facilities	2b	
c	Recoveries of prior year grants	2c	
d	Other (Describe in Part XIII.)	2d	
e	Add lines 2a through 2d	2e	0.
3	Subtract line 2e from line 1	3	2,994,890.
4	Amounts included on Form 990, Part VIII, line 12, but not on line 1:		
a	Investment expenses not included on Form 990, Part VIII, line 7b	4a	
b	Other (Describe in Part XIII.)	4b	
c	Add lines 4a and 4b	4c	0.
5	Total revenue. Add lines 3 and 4c . (This must equal Form 990, Part I, line 12.)	5	2,994,890.

Part XII Reconciliation of Expenses per Audited Financial Statements With Expenses per Return.

Complete if the organization answered "Yes" on Form 990, Part IV, line 12a.

1	Total expenses and losses per audited financial statements	1	2,437,828.
2	Amounts included on line 1 but not on Form 990, Part IX, line 25:		
a	Donated services and use of facilities	2a	
b	Prior year adjustments	2b	
c	Other losses	2c	
d	Other (Describe in Part XIII.)	2d	
e	Add lines 2a through 2d	2e	0.
3	Subtract line 2e from line 1	3	2,437,828.
4	Amounts included on Form 990, Part IX, line 25, but not on line 1:		
a	Investment expenses not included on Form 990, Part VIII, line 7b	4a	
b	Other (Describe in Part XIII.)	4b	
c	Add lines 4a and 4b	4c	0.
5	Total expenses. Add lines 3 and 4c . (This must equal Form 990, Part I, line 18.)	5	2,437,828.

Part XIII Supplemental Information.

Provide the descriptions required for Part II, lines 3, 5, and 9; Part III, lines 1a and 4; Part IV, lines 1b and 2b; Part V, line 4; Part X, line 2; Part XI, lines 2d and 4b; and Part XII, lines 2d and 4b. Also complete this part to provide any additional information.

PART X, LINE 2:

TRC IS EXEMPT FROM INCOME TAXES ON ITS EXEMPT ACTIVITIES UNDER SECTION 501 (C) (6) OF THE INTERNAL REVENUE CODE. TRC FOLLOWS ACCOUNTING STANDARDS FOR DEALING WITH UNCERTAINTY IN ACCOUNTING FOR INCOME TAX PROVISIONS. TRC HAS DETERMINED THAT IT DOES NOT HAVE ANY MATERIAL UNRECOGNIZED TAX BENEFITS OR OBLIGATIONS AS OF DECEMBER 31, 2020. YEARS ENDING ON OR AFTER DECEMBER 31, 2017 REMAIN SUBJECT TO EXAMINATION BY FEDERAL AND STATE TAX AUTHORITIES.

SCHEDULE O
(Form 990 or 990-EZ)

Department of the Treasury
Internal Revenue Service

Supplemental Information to Form 990 or 990-EZ

Complete to provide information for responses to specific questions on
Form 990 or 990-EZ or to provide any additional information.

▶ Attach to Form 990 or 990-EZ.

▶ Go to www.irs.gov/Form990 for the latest information.

OMB No. 1545-0047

2020

Open to Public
Inspection

Name of the organization

THERMOSTAT RECYCLING CORPORATION

Employer identification number

54-1830284

FORM 990, PART VI, SECTION A, LINE 3:

THE ASSOCIATION APPOINTED KELLEN MANAGEMENT AS ITS AGENT TO CONDUCT THE
MANAGEMENT OF THE ASSOCIATION IN ALL ASPECTS TO INCLUDE GENERAL ACTIVITIES,
BOARD AND COMMITTEE SUPPORT, FINANCIAL MANAGEMENT, TECHNOLOGY AND WEBSITE
MANAGEMENT, MARKETING AND COMMUNICATIONS, PROGRAM MANAGEMENT, AND
REGULATORY COMPLIANCE.

FORM 990, PART VI, SECTION A, LINE 6:

INITIAL MEMBERS OF THIS CORPORATION SHALL BE WHITE-RODGERS CORPORATION AND
HONEYWELL INC. EACH SUCH CORPORATION SHALL BE DEEMED AN ORIGINAL MEMBER OF
THE CORPORATION, AND ALL CORPORATIONS MAY BE REFERRED TO COLLECTIVELY IN
THE BY-LAWS AS THE ORIGINAL MEMBERS.

FROM TIME TO TIME, THE BOARD OF DIRECTORS MAY INVITE OTHER THERMOSTAT
MANUFACTURERS TO PARTICIPATE AS MEMBERS IN THE CORPORATION. SUCH A
CORPORATION SHALL BECOME A MEMBER ONLY UPON PAYMENT OF FEES AS PROVIDED
UNDER ARTICLE VII OF THE BY-LAWS.

FORM 990, PART VI, SECTION A, LINE 7A:

THERE SHALL BE A NOMINATING COMMITTEE OF THE BOARD OF DIRECTORS, WHICH
SHALL CONSIST OF THREE DIRECTORS, ALL OF WHOM ARE EMPLOYED BY ORIGINAL
MEMBERS. ONE MONTH PRIOR TO THE ANNUAL MEETING OF THE CORPORATION, THE
NOMINATING COMMITTEE SHALL APPROVE A SLATE OF NOMINEES MEETING THE
QUALIFICATIONS SET FORTH IN SECTION 2 TO BE SUBMITTED TO THE MEMBERS FOR
ELECTION AT THE ANNUAL MEETING.

Name of the organization

THERMOSTAT RECYCLING CORPORATION

Employer identification number

54-1830284

FORM 990, PART VI, SECTION B, LINE 11B:

A COPY OF FORM 990 IS PROVIDED TO ALL GOVERNING MEMBERS BEFORE IT IS FILED.
A REASONABLE AMOUNT OF TIME IS ALLOWED FOR THE GOVERNING MEMBERS TO REVIEW
THE FORM 990 AND PROVIDE COMMENTS.

FORM 990, PART VI, SECTION C, LINE 19:

TRC MAKES ITS GOVERNING DOCUMENTS, CONFLICT OF INTEREST POLICY, AND
FINANCIAL STATEMENTS AVAILABLE TO THE PUBLIC UPON REQUEST (VIA E-MAIL OR
MAIL).

FORM 990, PART IX, LINE 11G, OTHER FEES:

CONSULTING FEES	304,273.
PAYROLL PROCESSING	154.
EVALUATIONS	15,960.
ADVOCACY	308,603.
TOTAL OTHER FEES ON FORM 990, PART IX, LINE 11G, COL A	628,990.

FORM 990, PART XII, LINE 2C

THE PROCESS HAS NOT CHANGED FROM THE PRIOR YEAR. THE BOARD OF
DIRECTORS ASSUME OVERSIGHT RESPONSIBILITY FOR THE AUDIT.

2020 DEPRECIATION AND AMORTIZATION REPORT

FORM 990 PAGE 10

990

Asset No.	Description	Date Acquired	Method	Life	C o n v	Line No.	Unadjusted Cost Or Basis	Bus % Excl	Section 179 Expense	* Reduction In Basis	Basis For Depreciation	Beginning Accumulated Depreciation	Current Sec 179 Expense	Current Year Deduction	Ending Accumulated Depreciation
1	LAPTOP	07/15/12	SL	5.00		16	1,447.				1,447.	1,447.		0.	1,447.
3	2 DELL COMPUTERS	11/21/12	SL	5.00		16	3,007.				3,007.	3,007.		0.	3,007.
4	DELL OPTIPLEX 7010 SFF	01/05/14	SL	5.00		16	1,231.				1,231.	1,231.		0.	1,231.
5	DELL COMPUTER WITH MICROPHONE	01/31/14	SL	5.00		16	1,933.				1,933.	1,933.		0.	1,933.
6	DELL LAPTOP	05/01/14	SL	5.00		16	1,221.				1,221.	1,221.		0.	1,221.
7	DELL OPTIPLEX 7010 W/22" MONITOR	10/01/14	SL	5.00		16	1,228.				1,228.	1,228.		0.	1,228.
8	SALESFORCE SOFTWARE LICENSES	12/16/16		60M		HY43	3,012.				3,012.	1,832.		602.	2,434.
9	NEW DATABASE	01/31/17		60M		HY43	81,300.				81,300.	48,780.		16,260.	65,040.
10	FIRST PIER	01/01/19		60M		HY43	159,960.				159,960.	31,992.		31,992.	63,984.
	* TOTAL 990 PAGE 10 DEPR & AMORT						254,339.				254,339.	92,671.		48,854.	141,525.

Form **4562**Department of the Treasury
Internal Revenue Service (99)
Name(s) shown on return**Depreciation and Amortization**
(Including Information on Listed Property)

990

OMB No. 1545-0172

2020Attachment
Sequence No. **179**

▶ Attach to your tax return.

▶ Go to www.irs.gov/Form4562 for instructions and the latest information.**THERMOSTAT RECYCLING CORPORATION****FORM 990 PAGE 10****54-1830284****Part I Election To Expense Certain Property Under Section 179** Note: If you have any listed property, complete Part V before you complete Part I.

1	Maximum amount (see instructions)	1	1,040,000.
2	Total cost of section 179 property placed in service (see instructions)	2	
3	Threshold cost of section 179 property before reduction in limitation	3	2,590,000.
4	Reduction in limitation. Subtract line 3 from line 2. If zero or less, enter -0-	4	
5	Dollar limitation for tax year. Subtract line 4 from line 1. If zero or less, enter -0-. If married filing separately, see instructions	5	
6	(a) Description of property	(b) Cost (business use only)	(c) Elected cost
7	Listed property. Enter the amount from line 29	7	
8	Total elected cost of section 179 property. Add amounts in column (c), lines 6 and 7	8	
9	Tentative deduction. Enter the smaller of line 5 or line 8	9	
10	Carryover of disallowed deduction from line 13 of your 2019 Form 4562	10	
11	Business income limitation. Enter the smaller of business income (not less than zero) or line 5	11	
12	Section 179 expense deduction. Add lines 9 and 10, but don't enter more than line 11	12	
13	Carryover of disallowed deduction to 2021. Add lines 9 and 10, less line 12	13	

Note: Don't use Part II or Part III below for listed property. Instead, use Part V.

Part II Special Depreciation Allowance and Other Depreciation (Don't include listed property.)

14	Special depreciation allowance for qualified property (other than listed property) placed in service during the tax year	14	
15	Property subject to section 168(f)(1) election	15	
16	Other depreciation (including ACRS)	16	

Part III MACRS Depreciation (Don't include listed property. See instructions.)**Section A**

17	MACRS deductions for assets placed in service in tax years beginning before 2020	17	
18	If you are electing to group any assets placed in service during the tax year into one or more general asset accounts, check here		

Section B - Assets Placed in Service During 2020 Tax Year Using the General Depreciation System

(a) Classification of property	(b) Month and year placed in service	(c) Basis for depreciation (business/investment use only - see instructions)	(d) Recovery period	(e) Convention	(f) Method	(g) Depreciation deduction
19a 3-year property						
b 5-year property						
c 7-year property						
d 10-year property						
e 15-year property						
f 20-year property						
g 25-year property			25 yrs.		S/L	
h Residential rental property	/		27.5 yrs.	MM	S/L	
i Nonresidential real property	/		39 yrs.	MM	S/L	

Section C - Assets Placed in Service During 2020 Tax Year Using the Alternative Depreciation System

20a Class life					S/L	
b 12-year			12 yrs.		S/L	
c 30-year	/		30 yrs.	MM	S/L	
d 40-year	/		40 yrs.	MM	S/L	

Part IV Summary (See instructions.)

21	Listed property. Enter amount from line 28	21	
22	Total. Add amounts from line 12, lines 14 through 17, lines 19 and 20 in column (g), and line 21. Enter here and on the appropriate lines of your return. Partnerships and S corporations - see instr.	22	0.
23	For assets shown above and placed in service during the current year, enter the portion of the basis attributable to section 263A costs	23	

Part V**Listed Property** (Include automobiles, certain other vehicles, certain aircraft, and property used for entertainment, recreation, or amusement.)**Note:** For any vehicle for which you are using the standard mileage rate or deducting lease expense, complete only 24a, 24b, columns (a) through (c) of Section A, all of Section B, and Section C if applicable.**Section A - Depreciation and Other Information (Caution: See the instructions for limits for passenger automobiles.)**

24a Do you have evidence to support the business/investment use claimed? <input type="checkbox"/> Yes <input type="checkbox"/> No		24b If "Yes," is the evidence written? <input type="checkbox"/> Yes <input type="checkbox"/> No						
(a) Type of property (list vehicles first)	(b) Date placed in service	(c) Business/ investment use percentage	(d) Cost or other basis	(e) Basis for depreciation (business/investment use only)	(f) Recovery period	(g) Method/ Convention	(h) Depreciation deduction	(i) Elected section 179 cost
25 Special depreciation allowance for qualified listed property placed in service during the tax year and used more than 50% in a qualified business use							25	
26 Property used more than 50% in a qualified business use:								
		%						
		%						
		%						
27 Property used 50% or less in a qualified business use:								
		%				S/L -		
		%				S/L -		
		%				S/L -		
28 Add amounts in column (h), lines 25 through 27. Enter here and on line 21, page 1							28	
29 Add amounts in column (i), line 26. Enter here and on line 7, page 1							29	

Section B - Information on Use of Vehicles

Complete this section for vehicles used by a sole proprietor, partner, or other "more than 5% owner," or related person. If you provided vehicles to your employees, first answer the questions in Section C to see if you meet an exception to completing this section for those vehicles.

30 Total business/investment miles driven during the year (don't include commuting miles)	(a) Vehicle	(b) Vehicle	(c) Vehicle	(d) Vehicle	(e) Vehicle	(f) Vehicle
31 Total commuting miles driven during the year						
32 Total other personal (noncommuting) miles driven						
33 Total miles driven during the year. Add lines 30 through 32						
34 Was the vehicle available for personal use during off-duty hours?	Yes	No	Yes	No	Yes	No
35 Was the vehicle used primarily by a more than 5% owner or related person?						
36 Is another vehicle available for personal use?						

Section C - Questions for Employers Who Provide Vehicles for Use by Their EmployeesAnswer these questions to determine if you meet an exception to completing Section B for vehicles used by employees who **aren't** more than 5% owners or related persons.

37 Do you maintain a written policy statement that prohibits all personal use of vehicles, including commuting, by your employees?	Yes	No
38 Do you maintain a written policy statement that prohibits personal use of vehicles, except commuting, by your employees? See the instructions for vehicles used by corporate officers, directors, or 1% or more owners		
39 Do you treat all use of vehicles by employees as personal use?		
40 Do you provide more than five vehicles to your employees, obtain information from your employees about the use of the vehicles, and retain the information received?		
41 Do you meet the requirements concerning qualified automobile demonstration use?		

Note: If your answer to 37, 38, 39, 40, or 41 is "Yes," don't complete Section B for the covered vehicles.**Part VI Amortization**

(a) Description of costs	(b) Date amortization begins	(c) Amortizable amount	(d) Code section	(e) Amortization period or percentage	(f) Amortization for this year
42 Amortization of costs that begins during your 2020 tax year:					
43 Amortization of costs that began before your 2020 tax year					43
					48,854.
44 Total. Add amounts in column (f). See the instructions for where to report					44
					48,854.

Minnesota
2021 Miss You Calls

Location Type	Account	Location: Name	Street	City	State	Zip Code	Subject	Activity Date
HHW	Freeborn County Household Hazardous Waste	Freeborn County Household Hazardous Waste	2020 Pioneer Trail	ALBERT LEA	MN	56007	Miss You Call	6/23/2021
Wholesaler	Winsupply Albert Lea Mn Co	Winsupply Albert Lea Mn Co	640 East 11th Street	Albert Lea	MN	56007	Miss You Call	6/24/2021
HVAC Contractor	Centerpoint Energy	Centerpoint Energy	1102 36th Ave.	Alexandria	MN	56308	Miss You Call	6/28/2021
Wholesaler	Dakota Supply Group	Dakota Supply Group	3130 COUNTY RD 45 SW	ALEXANDRIA	MN	56308	Miss You Call	8/11/2021
HVAC Contractor	Lofgren Heating And Air Conditioning	Lofgren Heating And Air Conditioning	5708 Upper 147th Street W	Apple Valley	MN	55124	Miss You Call	6/24/2021
HVAC Contractor	Advantage Heating & Cooling	Advantage Heating & Cooling	2648 State 87 N.W.	Backus	MN	56435	Miss You Call	6/28/2021
Wholesaler	Ferguson	Ferguson	4221 Cardinal Rd NW	Bemidji	MN	56601	Miss You Call	6/16/2021
Wholesaler	Ferguson	Ferguson	4221 Cardinal Rd NW	Bemidji	MN	56601	Miss You Call	8/9/2021
Wholesaler	Shurail Supply, Inc.	Shurail Supply, Inc.	9124 GRAND AVE. SOUTH	BLOOMINGTON	MN	55420	Miss You Call	6/16/2021
Wholesaler	United Refrigeration	United Refrigeration	9360 James Ave S.	Bloomington	MN	55431	Miss You Call	6/21/2021
Wholesaler	Trane	Trane Parts	7860 12th Avenue South	Bloomington	MN	55425	Miss You Call	6/24/2021
HVAC Contractor	Southside Heating & Air Conditioning Inc.	Southside Heating & Air Conditioning	10800 Normandale Blvd	Bloomington	MN	55437	Miss You Call	6/24/2021
Wholesaler	Minnesota Air Inc.	Minnesota Air Inc.	9650 JAMES AVE S.	BLOOMINGTON	MN	55431	Miss You Call	6/25/2021
Wholesaler	United Refrigeration	United Refrigeration	9360 James Ave S.	Bloomington	MN	55431	Miss You Call	8/12/2021
Wholesaler	Shurail Supply, Inc.	Shurail Supply, Inc.	9124 GRAND AVE. SOUTH	BLOOMINGTON	MN	55420	Miss You Call	8/9/2021
HVAC Contractor	Centerpoint Energy	Center Point Energy	304 E. RIVER ROAD S. 4	BRAINERD	MN	56401	Miss You Call	6/22/2021
HVAC Contractor	Centerpoint Energy	Center Point Energy	304 E. RIVER ROAD S. 4	BRAINERD	MN	56401	Miss You Call	8/31/2021
Wholesaler	Roberts Hamilton Co	Roberts Hamilton Co	6601 PARKWAY CIRCLE	BROOKLYN CENTER	MN	55430	Miss You Call	6/23/2021
Wholesaler	Lennox	Lennox Stores	7150 Boone Avenue North	Brooklyn Park	MN	55428	Miss You Call	6/22/2021
Wholesaler	Lennox	Lennox Stores	7150 Boone Avenue North	Brooklyn Park	MN	55428	Miss You Call	8/27/2021
HVAC Contractor	Bowman Sheet Metal Heating & Air Conditioning	Bowman Sheet Metal Heating & Air Conditioning	300 Brighton Avenue S	Buffalo	MN	55313	Miss You Call	6/24/2021
HVAC Contractor	Centerpoint Energy	Center Point Energy	10511 HANSON BLVD	COON RAPIDS	MN	55433	Miss You Call	6/22/2021
HVAC Contractor	Centerpoint Energy	Centerpoint Energy	10511 HANSON BLVD	COON RAPIDS	MN	55433	Miss You Call	6/25/2021
HVAC Contractor	Centerpoint Energy	Center Point Energy	10511 HANSON BLVD	COON RAPIDS	MN	55433	Miss You Call	8/31/2021
Wholesaler	Goodin Company	Goodin Company	620 DAVIS AVENUE	DETROIT LAKES	MN	56501	Miss You Call	6/28/2021
Wholesaler	Ferguson	Ferguson	4209 Airpark Blvd.	Duluth	MN	55811	Miss You Call	11/17/2021
Wholesaler	Ferguson	Ferguson	4209 Airpark Blvd.	Duluth	MN	55811	Miss You Call	6/15/2021
Wholesaler	Gustave A Larson	Gustave A Larson	4001 W. SUPERIOR ST.	DULUTH	MN	55807	Miss You Call	6/23/2021
Wholesaler	Ferguson	Ferguson	4209 Airpark Blvd.	Duluth	MN	55811	Miss You Call	8/6/2021
Wholesaler	Harry Alter Co./National Excelsior	National Excelsior	2995 Lone Oak Circle	Eagan	MN	55121	Miss You Call	11/17/2021
Wholesaler	Lennox	Lennox Parts Plus A227	7586 Washington Ave. South	Eden Prairie	MN	55344	Miss You Call	6/28/2021
HHW	Otter Tail County Hhw	Otter Tail County HHW	1115 NORTH TOWER ROAD	FERGUS FALLS	MN	56537	Miss You Call	6/17/2021
HVAC Contractor	Air Mechanical, Inc.	Air Mechanical, Inc.	16411 Aberdeen Street NE	Ham Lake	MN	55304	Miss You Call	6/24/2021
HVAC Contractor	Mesaba Heating	Mesaba Heating	405 E. 41st Street	Hibbing	MN	55746	Miss You Call	6/22/2021
HVAC Contractor	Mesaba Heating	Mesaba Heating	405 E. 41st Street	Hibbing	MN	55746	Miss You Call	8/31/2021
HHW	McLeod County Hhw Facility	McLeod County HHW Facility	1065 5TH AVE SE	HUTCHINSON	MN	55350	Miss You Call	6/17/2021
Other	Jr's Advanced Recycler's	Jr's Advanced Recycler's	10619 COURTHOUSE BLVD.	INVER GROVE HEIGHTS	MN	55077	Miss You Call	6/17/2021
Other	Jr's Advanced Recycler's	Jr's Advanced Recycler's	10619 COURTHOUSE BLVD.	INVER GROVE HEIGHTS	MN	55077	Miss You Call	8/11/2021
Wholesaler	Ferguson	Ferguson Enterprises	1321 N. Riverfront Drive	Mankato	MN	56001	Miss You Call	6/21/2021
HHW	Blue Earth County, Env't Services	Blue Earth County, Env't Services	204 S. 5TH ST., 2ND FLOOR	MANKATO	MN	56001	Miss You Call	6/24/2021
Wholesaler	Ferguson	Ferguson Enterprises, Inc.	1321 N. RIVERFRONT DR.	MANKATO	MN	56001	Miss You Call	6/28/2021
HVAC Contractor	Tnc Industries	Tnc Industries	7100 Medicine Lake Road	New Hope	MN	55427	Miss You Call	6/24/2021
HVAC Contractor	Northland Mechanical Contractors	Northland Mechanical Contractors	9001 SCIENCE CENTER DRIVE	NEW HOPE	MN	55428	Miss You Call	6/25/2021
Wholesaler	Ferguson	Ferguson	590 Hale Ave. N	Oakdale	MN	55128	Miss You Call	6/28/2021
HVAC Contractor	Comfort Solutions Heating & Cooling	Comfort Solutions Heating & Cooling	11 1st Street NW	Osseo	MN	55369	Miss You Call	6/24/2021
HHW	Mercury Technologies Of Minnesota, Inc	Mercury Technologies Of Minnesota, Inc	1110 HOLSTIEN DRIVE NE	PINE CITY	MN	55063	Miss You Call	6/17/2021
HHW	Mercury Technologies Of Minnesota, Inc	Mercury Technologies Of Minnesota, Inc	1110 HOLSTIEN DRIVE NE	PINE CITY	MN	55063	Miss You Call	8/12/2021

Minnesota

2021 Miss You Calls

Retailer	Luminaire Environmental	Luminaire Environmental	14930 28th Ave.	Plymouth	MN	55447	Miss You Call	11/17/2021
Retailer	Luminaire Environmental	Luminaire Environmental	14930 28th Ave.	Plymouth	MN	55447	Miss You Call	6/15/2021
Wholesaler	Dakota Supply Group	Dakota Supply Group	845 Berkshire Lane N	Plymouth	MN	55441	Miss You Call	6/17/2021
Wholesaler	Johnson Controls	York Upg	1005 Berkshire Lane North	Plymouth	MN	55441	Miss You Call	6/22/2021
Wholesaler	Gustave A Larson	Gustave A. Larson Co	13200 10th AVE NORTH	Plymouth	MN	55441	Miss You Call	6/23/2021
HVAC Contractor	Johnson Controls	Johnson Controls Minneapolis/Roch	2605 Fernbrook Lane North	Plymouth	MN	55447	Miss You Call	6/28/2021
Wholesaler	Dakota Supply Group	Dakota Supply Group	845 Berkshire Lane N	Plymouth	MN	55441	Miss You Call	8/12/2021
Retailer	Luminaire Environmental	Luminaire Environmental	14930 28th Ave.	Plymouth	MN	55447	Miss You Call	8/6/2021
Wholesaler	Gustave A Larson	Gustave A. Larson	2530 Schuster Ln. NW	Rochester	MN	55901	Miss You Call	6/21/2021
Wholesaler	Goodin Company	Goodin Company	3347 NW 19TH ST	ROCHESTER	MN	55901	Miss You Call	6/28/2021
Wholesaler	Gustave A Larson	Gustave A. Larson	2530 Schuster Ln. NW	Rochester	MN	55901	Miss You Call	8/13/2021
Wholesaler	Allied Supply Co., Inc.	Allied Supply	2250 Terminal Road	Roseville	MN	55113	Miss You Call	6/15/2021
Wholesaler	R. E. Michel Co.	R.E. Michel Company, Inc.	775 Anderson Avenue	Saint Cloud	MN	56303	Miss You Call	6/22/2021
Wholesaler	R. E. Michel Co.	R.E. Michel Company, Inc.	775 Anderson Avenue	Saint Cloud	MN	56303	Miss You Call	8/31/2021
Wholesaler	Johnstone Supply	Johnstone Supply	2550 Wabash Avenue.	Saint Paul	MN	55114	Miss You Call	11/17/2021
Wholesaler	Johnstone Supply	Johnstone Supply	2550 Wabash Avenue.	Saint Paul	MN	55114	Miss You Call	6/15/2021
Wholesaler	Gustave A Larson	Gustave A. Larson Co	1975 Oakcrest Ave	Saint Paul	MN	55113	Miss You Call	6/23/2021
Wholesaler	Johnstone Supply	Johnstone Supply	2550 Wabash Avenue.	Saint Paul	MN	55114	Miss You Call	8/9/2021
HVAC Contractor	Gopher Heating & Sheet Metal	Gopher Heating & Sheet Metal	12330 Ottawa Avenue	Savage	MN	55378	Miss You Call	6/24/2021
HVAC Contractor	Quality Heating & Air Services, Inc.	Quality Heating & Air Services, Inc.	12912 Ventura Court	Shakopee	MN	55379	Miss You Call	6/24/2021
Wholesaler	St. Hilaire Supply	St. Hilaire Supply	HWY. 32	ST. HILAIRE	MN	56754	Miss You Call	11/17/2021
Wholesaler	St. Hilaire Supply	St. Hilaire Supply	HWY. 32	ST. HILAIRE	MN	56754	Miss You Call	6/15/2021
Wholesaler	St. Hilaire Supply	St. Hilaire Supply	HWY. 32	ST. HILAIRE	MN	56754	Miss You Call	8/6/2021
HVAC Contractor	Schwantes Heating	Schwantes Heating	6080 OREN AVE. N.	STILLWATER	MN	55082	Miss You Call	6/15/2021
HVAC Contractor	Schwantes Heating	Schwantes Heating	6080 OREN AVE. N.	STILLWATER	MN	55082	Miss You Call	8/9/2021
Wholesaler	Range Lp Gas	Range Lp Gas	102 S Hoover Road	Virginia	MN	55792	Miss You Call	6/21/2021
HHW	Heisel Brothers, Inc	Heisel Brothers, Inc	801 6TH AVE N	VIRGINIA	MN	55792	Miss You Call	6/25/2021
Wholesaler	Range Lp Gas	Range Lp Gas	102 S Hoover Road	Virginia	MN	55792	Miss You Call	8/13/2021
HHW	Wabasha County Solid Waste & Recycling	Wabasha County Solid Waste & Rec	HIGHWAY DEPT 821 HIAWA	WABASHA	MN	55981	Miss You Call	6/21/2021
HHW	Wabasha County Solid Waste & Recycling	Wabasha County Solid Waste & Rec	HIGHWAY DEPT 821 HIAWA	WABASHA	MN	55981	Miss You Call	8/13/2021
HVAC Contractor	Centerpoint Energy	Center Point Energy	1151 LAKELAND DR S.E.	WILLMAR	MN	56201	Miss You Call	8/31/2021

Minnesota
2021 Site Visits

Location Type	Account	Location: Name	Street	City	State	Zip Code	Subject	Activity Date
Wholesaler	Ferguson	Ferguson	4221 Cardinal Rd NW	Bemidji	MN	56601	Site Visit	3/16/2021
Wholesaler	Harry Alter Co./National Excelsior	Excelsior Mfg. & Supply	8756 W 35W SERVICE DR N	BLAINE	MN	55449	Site Visit	3/16/2021
Wholesaler	Johnstone Supply	Johnstone Supply	1401 W 94th St.	Bloomington	MN	55431	Site Visit	3/16/2021
Wholesaler	Gustave A Larson	Gustave A. Larson Co	9208 James AV South	Bloomington	MN	55431	Site Visit	3/16/2021
Wholesaler	Trane	Trane Parts	7860 12th Avenue South	Bloomington	MN	55425	Site Visit	3/16/2021
Wholesaler	United Refrigeration	United Refrigeration	9360 James Ave S.	Bloomington	MN	55431	Site Visit	3/16/2021
Wholesaler	Goodin Company	Goodin Company	620 DAVIS AVENUE	DETROIT LAKES	MN	56501	Site Visit	3/16/2021
Wholesaler	Goodin Company	Goodin Company	4524 VENTURE CIRCLE	DULUTH	MN	55811	Site Visit	3/16/2021
Wholesaler	Ferguson	Ferguson	4209 Airpark Blvd.	Duluth	MN	55811	Site Visit	3/16/2021
Wholesaler	R. E. Michel Co.	R.E. Michel Company, Inc.	17 N. 20th Avenue West	Duluth	MN	55806	Site Visit	3/16/2021
Wholesaler	Sid Harvey	Sid Harvey Industries	2023 W. 1ST ST	DULUTH	MN	55806	Site Visit	3/16/2021
Wholesaler	Ace Supply Co Inc	Ace Supply Co Inc	7640 Commerce Way	Eden Prairie	MN	55344	Site Visit	3/16/2021
Wholesaler	R. E. Michel Co.	R.E. Michel Company, Inc.	730 Decatur Avenue North	Golden Valley	MN	55427	Site Visit	3/16/2021
Wholesaler	Ferguson	Ferguson Enterprises	1321 N. Riverfront Drive	Mankato	MN	56001	Site Visit	3/16/2021
Wholesaler	Ace Supply Co Inc	Ace Supply Co Inc	4749 OLD HWY 8, SUITE 100	MOONSVIEW	MN	55112	Site Visit	3/16/2021
Wholesaler	Minnesota Air Inc.	Minnesota Air Inc.	6866 33RD STREET	OAKDALE	MN	55128	Site Visit	3/16/2021
Wholesaler	Ferguson	Ferguson	590 Hale Ave. N	Oakdale	MN	55128	Site Visit	3/16/2021
Wholesaler	Auer Steel & Heating Supply	Auer Steel & Heating Supply	865 Xenium Lane North	Plymouth	MN	55441	Site Visit	3/16/2021
Wholesaler	Harry Alter Co./National Excelsior	National Excelsior Company	800 Berkshire Lane N	PLYMOUTH	MN	55441	Site Visit	3/16/2021
Wholesaler	Ferguson	Ferguson	10205 10th Ave N	Plymouth	MN	55441	Site Visit	3/16/2021
Wholesaler	Goodin Company	Goodin Company	3347 NW 19TH ST	ROCHESTER	MN	55901	Site Visit	3/16/2021
Wholesaler	Johnstone Supply	Johnstone Supply	2550 Wabash Avenue.	Saint Paul	MN	55114	Site Visit	3/16/2021
Wholesaler	United Refrigeration	United Refrigeration	900 VANDALIA ST	SAINT PAUL	MN	55114	Site Visit	3/16/2021
Wholesaler	Goodin Company	Goodin Company	285 COMO AVE	ST PAUL	MN	55103	Site Visit	3/16/2021

Minnesota

2021 Collection Location Summary Report

Bin Bar Code	Location Status	Location Type	Account: TRC Account Name	Name	Street	City	State	Zip Code	Contact Phone	Return Date	Number of Loose Switches	Number of Mercury Thermostats	Total Mercury Volume (lbs.)
	Inactive	HHW	Hennepin County Hhw	Hennepin County HHW			MN	00000					
	Inactive	HHW	Hennepin County Hhw	Hennepin County HHW			MN	00000					
M21409	Active	HHW	Freeborn County Household Ha	Freeborn County Household Hazar	2020 Pioneer Trail	ALBERT LEA	MN	56007	507-377-5186	10/29/2021	0	16	0.0992
	Active	HHW	Freeborn County Household Ha	Freeborn County Household Hazar	2020 Pioneer Trail	ALBERT LEA	MN	56007	507-377-5186				
	Inactive	Wholesaler	Historicalplaceholder	D C Sales Co.		ALBERT LEA	MN	56007					
	Inactive	Wholesaler	Historicalplaceholder	D C Sales Co		ALBERT LEA	MN	56007					
	Active	Wholesaler	Winsupply Albert Lea Mn Co	Winsupply Albert Lea Mn Co	640 East 11th Street	Albert Lea	MN	56007	507-373-1155				
	Active	Wholesaler	Winsupply Albert Lea Mn Co	Winsupply Albert Lea Mn Co	640 East 11th Street	Albert Lea	MN	56007	507-373-1155				
M13732	Active	HHW	Pope/Douglas Solid Waste Man	Pope Douglas Solid Waste Manage	2115 SOUTH JEFFERSON	ALEXANDRIA	MN	56308	320-763-9340	3/18/2021	0	32	0.1984
P10511	Active	HVAC Contractor	Centerpoint Energy	Centerpoint Energy	1102 36th Ave.	Alexandria	MN	56308	(218) 355-0826	9/29/2021	0	12	0.0744
	Active	HVAC Contractor	Centerpoint Energy	Centerpoint Energy	1102 36th Ave.	Alexandria	MN	56308	(218) 355-0826				
	Active	Wholesaler	Dakota Supply Group	Dakota Supply Group	3130 COUNTY RD 45 SW	ALEXANDRIA	MN	56308	(320) 763-3172				
	Active	Wholesaler	Dakota Supply Group	Dakota Supply Group	3130 COUNTY RD 45 SW	ALEXANDRIA	MN	56308	(320) 763-3172				
	Inactive	Wholesaler	Dakota Supply Group	Dakota Supply Group	3130 COUNTY ROAD 45 SW	ALEXANDRIA	MN	56308					
	Inactive	Wholesaler	Historicalplaceholder	Wedum Supply Co.		ALEXANDRIA	MN	56208					
	Inactive	HVAC Contractor	Historicalplaceholder	Minnegasco		ANDOVER	MN	55304					
	Inactive	HVAC Contractor	Historicalplaceholder	Reliant Energy		ANDOVER	MN	55304					
	Inactive	Wholesaler	Auer Steel & Heating Supply	Auer Steel		ANOKA	MN	55428					
	Inactive	HVAC Contractor	Historicalplaceholder	Center Point Energy		ANOKA	MN	55304					
	Inactive	HVAC Contractor	Historicalplaceholder	Minnegasco		ANOKA	MN	55304					
	Inactive	HVAC Contractor	Historicalplaceholder	Minnegasco		ANOKA	MN	55304					
	Active	HVAC Contractor	Superior Heating, A/C, & Electri	Superior Heating, AC, & Electric	3731 Thurston Avenue NW	Anoka	MN	55303	(763) 422-1721				
	Active	HVAC Contractor	Superior Heating, A/C, & Electri	Superior Heating, AC, & Electric	3731 Thurston Avenue NW	Anoka	MN	55303	(763) 422-1721				
	Active	HVAC Contractor	Lofgren Heating And Air Conditio	Lofgren Heating And Air Condition	5708 Upper 147th Street W	Apple Valley	MN	55124	(952) 431-5811				
M14122	Active	Wholesaler	United Refrigeration	United Refrigeration	2043 GATEWAY BLVD	ARDEN HILLS	MN	55112	651-636-8861	3/12/2021	0	60	0.4464
	Active	Wholesaler	United Refrigeration	United Refrigeration	2043 GATEWAY BLVD	ARDEN HILLS	MN	55112	651-636-8861				
	Active	Wholesaler	United Refrigeration	United Refrigeration	2043 GATEWAY BLVD	ARDEN HILLS	MN	55112	651-636-8861				
	Active	Wholesaler	United Refrigeration	United Refrigeration	2043 GATEWAY BLVD	ARDEN HILLS	MN	55112	651-636-8861				
	Active	Wholesaler	United Refrigeration	United Refrigeration	2043 GATEWAY BLVD	ARDEN HILLS	MN	55112	651-636-8861				
	Active	HVAC Contractor	Advantage Heating & Cooling	Advantage Heating & Cooling	2648 State 87 N.W.	Backus	MN	56435	(218) 947-4480				
M01009	Active	Wholesaler	Refrigeration Heating Inc.	Refrigeration Heating Inc.	8217 Industrial Park Road	Baxter	MN	56425	218-828-7016	1/6/2021	1	125	0.8246
M01010	Active	Wholesaler	Refrigeration Heating Inc.	Refrigeration Heating Inc.	8217 Industrial Park Road	Baxter	MN	56425	218-828-7016	11/16/2021	0	111	0.7812
M01010	Active	Wholesaler	Refrigeration Heating Inc.	Refrigeration Heating Inc.	8217 Industrial Park Road	Baxter	MN	56425	218-828-7016	4/9/2021	0	124	0.93
M01009	Active	Wholesaler	Refrigeration Heating Inc.	Refrigeration Heating Inc.	8217 Industrial Park Road	Baxter	MN	56425	218-828-7016	5/18/2021	0	129	0.8618
M19584	Active	Wholesaler	Ferguson	Ferguson	4221 Cardinal Rd NW	Bemidji	MN	56601	218-751-8060	8/12/2021	486	2	3.0256
	Active	Wholesaler	Ferguson	Ferguson	4221 Cardinal Rd NW	Bemidji	MN	56601	218-751-8060				
	Inactive	Wholesaler	Dakota Supply Group	Dakota Supply Group		BENSON	MN	56215					
	Inactive	HVAC Contractor	Historicalplaceholder	Minnegasco		BKLYN PK	MN	55428					
	Inactive	HVAC Contractor	Historicalplaceholder	Minnegasco		BKLYN.PK	MN	55428					
	Inactive	HVAC Contractor	Historicalplaceholder	Minnegasco		BKLYN.PK	MN	55428					
	Inactive	HVAC Contractor	Historicalplaceholder	Minnegasco		BKLYN.PK	MN	55428					
	Inactive	HVAC Contractor	Historicalplaceholder	Minnegasco		BKLYN.PK	MN	55428					
M10100	Active	Wholesaler	Harry Alter Co./National Excelsi	Excelsior Mfg. & Supply	8756 W 35W SERVICE DR NE	BLAINE	MN	55449	763-780-8163	3/1/2021	0	45	0.2976
M11817	Active	HHW	Green Lights Recycling, Inc.	Green Lights Recycling, Inc.	10040 Davenport Street NE	Blaine	MN	55449	763-785-0456	3/4/2021	0	108	0.7068
	Inactive	Wholesaler	Johnstone Supply	Johnstone Supply (Closed)	1261 97th Ave. N.E.	Blaine	MN	55434	763-746-3550				
	Inactive	Wholesaler	Johnstone Supply	Johnstone Supply (Closed)	1261 97th Ave. N.E.	Blaine	MN	55434	763-746-3550				
M12590	Active	HHW	Hennepin County Hhw	Hennepin County HHW	1400 W. 96TH STREET	BLOOMINGTON	MN	55431	612-348-3777	10/14/2021	0	86	0.806
M12591	Active	HHW	Hennepin County Hhw	Hennepin County HHW	1400 W. 96TH STREET	BLOOMINGTON	MN	55431	612-348-3777	10/19/2021	0	88	0.62
M12161	Active	Wholesaler	Johnstone Supply	Johnstone Supply	1401 W 94th St.	Bloomington	MN	55431	952-853-9898	2/25/2021	0	56	0.7812
M12036	Active	Wholesaler	Gustave A Larson	Gustave A. Larson Co	9208 James AV South	Bloomington	MN	55431	262-542-0200	3/17/2021	0	62	0.434
M12468	Active	Wholesaler	Minnesota Air Inc.	Minnesota Air Inc.	6901 W. OLD SHAKOPEE RD.	BLOOMINGTON	MN	55438	952 918-8099	3/3/2021	0	72	0.5208
M12161	Active	Wholesaler	Johnstone Supply	Johnstone Supply	1401 W 94th St.	Bloomington	MN	55431	952-853-9898	5/17/2021	0	91	0.6262
M18865	Active	Wholesaler	Johnstone Supply	Johnstone Supply	1401 W 94th St.	Bloomington	MN	55431	952-853-9898	8/11/2021	0	107	0.806
M12139	Active	Wholesaler	Johnstone Supply	Johnstone Supply	1401 W 94th St.	Bloomington	MN	55431	952-853-9898	8/11/2021	0	90	0.6634
	Active	Wholesaler	Gustave A Larson	Gustave A. Larson Co	9208 James AV South	Bloomington	MN	55431	262-542-0200				
	Active	Wholesaler	Gustave A Larson	Gustave A. Larson Co	9208 James AV South	Bloomington	MN	55431	262-542-0200				
	Active	Wholesaler	Gustave A Larson	Gustave A. Larson Co	9208 James AV South	Bloomington	MN	55431	262-542-0200				
	Active	Wholesaler	Gustave A Larson	Gustave A. Larson Co	9208 James AV South	Bloomington	MN	55431	262-542-0200				
	Active	Wholesaler	Gustave A Larson	Gustave A. Larson Co	9208 James AV South	Bloomington	MN	55431	262-542-0200				
	Active	Wholesaler	Gustave A Larson	Gustave A. Larson Co	9208 James AV South	Bloomington	MN	55431	262-542-0200				

Minnesota

2021 Collection Location Summary Report

	Active	Wholesaler	Gustave A Larson	Gustave A. Larson Co	9208 James AV South	Bloomington	MN	55431	262-542-0200				
	Active	HHW	Hennepin County Hhw	Hennepin County HHW	1400 W. 96TH STREET	BLOOMINGTON	MN	55431	612-348-3777				
	Active	HHW	Hennepin County Hhw	Hennepin County HHW	1400 W. 96TH STREET	BLOOMINGTON	MN	55431	612-348-3777				
	Inactive	HHW	Honeywell	Honeywell - Hennipen County		BLOOMINGTON	MN	55431					
	Inactive	HHW	Honeywell	Honeywell - Hennipen County		BLOOMINGTON	MN	55431					
	Inactive	HHW	Honeywell	Honeywell - Hennipen County		BLOOMINGTON	MN	55431					
	Inactive	HHW	Honeywell	Honeywell - Hennipen County		BLOOMINGTON	MN	55431					
	Active	Wholesaler	Johnstone Supply	Johnstone Supply	1401 W 94th St.	Bloomington	MN	55431	952-853-9898				
	Active	Wholesaler	Johnstone Supply	Johnstone Supply	1401 W 94th St.	Bloomington	MN	55431	952-853-9898				
	Active	Wholesaler	Johnstone Supply	Johnstone Supply	1401 W 94th St.	Bloomington	MN	55431	952-853-9898				
	Active	Wholesaler	Johnstone Supply	Johnstone Supply	1401 W 94th St.	Bloomington	MN	55431	952-853-9898				
	Inactive	Wholesaler	Johnstone Supply	Johnstone Supply Co	1401 W. 94TH STREET	BLOOMINGTON	MN	55431	952-853-9898				
	Active	Wholesaler	Johnstone Supply	Johnstone Supply	1401 W 94th St.	Bloomington	MN	55431	952-853-9898				
	Active	Wholesaler	Johnstone Supply	Johnstone Supply	1401 W 94th St.	Bloomington	MN	55431	952-853-9898				
	Active	Wholesaler	Johnstone Supply	Johnstone Supply	1401 W 94th St.	Bloomington	MN	55431	952-853-9898				
	Active	Wholesaler	Johnstone Supply	Johnstone Supply	1401 W 94th St.	Bloomington	MN	55431	952-853-9898				
	Active	Wholesaler	Johnstone Supply	Johnstone Supply	1401 W 94th St.	Bloomington	MN	55431	952-853-9898				
	Active	Wholesaler	Johnstone Supply	Johnstone Supply	1401 W 94th St.	Bloomington	MN	55431	952-853-9898				
	Active	Wholesaler	Johnstone Supply	Johnstone Supply	1401 W 94th St.	Bloomington	MN	55431	952-853-9898				
	Active	Wholesaler	Johnstone Supply	Johnstone Supply	1401 W 94th St.	Bloomington	MN	55431	952-853-9898				
	Inactive	Wholesaler	Johnstone Supply Co - Closed	Johnstone Supply Co - Closed	2680 E 81st Street - CLOSED	Bloomington	MN	55425					
	Inactive	HVAC Contractor	Managed Services, Inc	Managed Services, Inc	7930 Computer Avenue	Bloomington	MN	55435	9529254111				
	Inactive	HVAC Contractor	Managed Services, Inc	Managed Services, Inc	7930 Computer Avenue	Bloomington	MN	55435	9529254111				
	Active	Wholesaler	Minnesota Air Inc.	Minnesota Air Inc.	9650 JAMES AVE S.	BLOOMINGTON	MN	55431	952-918-8064				
	Active	Wholesaler	Minnesota Air Inc.	Minnesota Air Inc.	9650 JAMES AVE S.	BLOOMINGTON	MN	55431	952-918-8064				
	Active	Wholesaler	Minnesota Air Inc.	Minnesota Air Inc.	6901 W. OLD SHAKOPEE RD.	BLOOMINGTON	MN	55438	952 918-8099				
	Active	Wholesaler	Minnesota Air Inc.	Minnesota Air Inc.	6901 W. OLD SHAKOPEE RD.	BLOOMINGTON	MN	55438	952 918-8099				
	Active	Wholesaler	Minnesota Air Inc.	Minnesota Air Inc.	6901 W. OLD SHAKOPEE RD.	BLOOMINGTON	MN	55438	952 918-8099				
	Active	Wholesaler	Minnesota Air Inc.	Minnesota Air Inc.	6901 W. OLD SHAKOPEE RD.	BLOOMINGTON	MN	55438	952 918-8099				
	Active	Wholesaler	Shurail Supply, Inc.	Shurail Supply, Inc.	9124 GRAND AVE. SOUTH	BLOOMINGTON	MN	55420	995-288-8266				
	Active	HVAC Contractor	Southside Heating & Air Condit	Southside Heating & Air Condition	10800 Normandale Blvd	Bloomington	MN	55437	(952) 884-2453				
	Active	HVAC Contractor	Southside Heating & Air Condit	Southside Heating & Air Condition	10800 Normandale Blvd	Bloomington	MN	55437	(952) 884-2453				
	Active	Wholesaler	Trane	Trane Parts	7860 12th Avenue South	Bloomington	MN	55425	612-581-1758				
	Inactive	Wholesaler	Tropic Supply Inc.	Tropic Supply Inc.		BLOOMINGTON	MN	55425					
	Active	Wholesaler	United Refrigeration	United Refrigeration	9360 James Ave S.	Bloomington	MN	55431	952-881-1414				
	Active	Wholesaler	United Refrigeration	United Refrigeration	9360 James Ave S.	Bloomington	MN	55431	952-881-1414				
M19497	Active	HHW	Crow Wing County Solid Waste	Crow Wing County Solid Waste De	15728 STATE HIGHWAY 210	BRAINERD	MN	56401	(218) 824-1290	10/14/2021	0	21	0.1302
	Active	HVAC Contractor	Centerpoint Energy	Center Point Energy	304 E. RIVER ROAD S. 4	BRAINERD	MN	56401	(218) 829-4724				
	Active	HHW	Crow Wing County Solid Waste	Crow Wing County Solid Waste De	15728 STATE HIGHWAY 210	BRAINERD	MN	56401	(218) 824-1290				
	Active	Wholesaler	Goodin Company	Goodin Company	902 THIESSE DRIVE	BRAINERD	MN	56401					
	Active	Wholesaler	Goodin Company	Goodin Company	902 THIESSE DRIVE	BRAINERD	MN	56401					
	Inactive	Wholesaler	Auer Steel & Heating Supply	Auer Steel		BROOKLYN CENTER	MN	55430					
	Inactive	Wholesaler	Auer Steel & Heating Supply	Auer Steel		BROOKLYN CENTER	MN	55430					
	Inactive	Wholesaler	Auer Steel & Heating Supply	Auer Steel		BROOKLYN CENTER	MN	55428					
	Active	Wholesaler	Roberts Hamilton Co	Roberts Hamilton Co	6601 PARKWAY CIRCLE	BROOKLYN CENTER	MN	55430	612-544-1234				
M20321	Active	HHW	Hennepin County Hhw	Hennepin County HHW	8100 JEFFERSON HWY NO.	BROOKLYN PARK	MN	55445	612-348-3777	12/13/2021	0	87	0.589
M20321	Active	HHW	Hennepin County Hhw	Hennepin County HHW	8100 JEFFERSON HWY NO.	BROOKLYN PARK	MN	55445	612-348-3777	2/8/2021	0	102	0.7192
M12081	Active	HVAC Contractor	Marsh Heating & A/C	Marsh Heating A C	6248 Lakeland Avenue N	Brooklyn Park	MN	55428	(763) 536-0667	3/3/2021	2	91	1.1036
	Active	HHW	Hennepin County Hhw	Hennepin County HHW	8100 JEFFERSON HWY NO.	BROOKLYN PARK	MN	55445	612-348-3777				
	Active	HHW	Hennepin County Hhw	Hennepin County HHW	8100 JEFFERSON HWY NO.	BROOKLYN PARK	MN	55445	612-348-3777				
	Active	HHW	Hennepin County Hhw	Hennepin County HHW	8100 JEFFERSON HWY NO.	BROOKLYN PARK	MN	55445	612-348-3777				
	Inactive	HVAC Contractor	Historicalplaceholder	Minnegasco		BROOKLYN PARK	MN	55428					
	Inactive	HVAC Contractor	Historicalplaceholder	Minnegasco		BROOKLYN PARK	MN	55428					
	Active	Wholesaler	Lennox	Lennox Stores	7150 Boone Avenue North	Brooklyn Park	MN	55428	763-354-5735				
M13734	Active	HHW	Wright County Compost And Re	Wright County Compost And Recy	505 COUNTY RD 37 NE	BUFFALO	MN	55313	320-963-5797	3/24/2021	0	33	0.2108
	Active	HVAC Contractor	Bowman Sheet Metal Heating &	Bowman Sheet Metal Heating & A	300 Brighton Avenue S	Buffalo	MN	55313	(763) 682-1971				
	Inactive	HVAC Contractor	Historicalplaceholder	Minnegasco		BURNS.	MN	55337					
	Inactive	HVAC Contractor	Historicalplaceholder	Minnegasco		BURNSVILLE	MN	55337					
	Prospective	Wholesaler	Zohoplaceholder	Genz-Ryan A/C, Heating, And Plur	2200 Hwy 13 W	Burnsville	MN	55337					
	Inactive	HVAC Contractor	Historicalplaceholder	Minnegasco		C. RAPIDS	MN	55433					
M21069	Active	HHW	Carver County Environmental C	Carver County Environmental Cen	116 Peavey Circle	Chaska	MN	55318	(952) 361-1842	3/11/2021	0	59	0.434
	Prospective	Wholesaler	Zohoplaceholder	Precision Heating And Cooling, Inc	3650 Chestnut Street North	Chaska	MN	55318					
M01050	Active	HVAC Contractor	Centerpoint Energy	Centerpoint Energy	9320 EVERGREEN BLVD. STE B	COON RAPIDS	MN	55433	612-861-8698	2/22/2021	1	79	0.527

2021 Collection Location Summary Report

[illegible]

2021 Collection Location Summary Report

[illegible]

2021 Collection Location Summary Report

[illegible]

2021 Collection Location Summary Report

[illegible]

Minnesota

2021 Collection Location Summary Report

	Inactive	Wholesaler	Roberts Hamilton Co	Roberts Hamilton Co.		G.V.	MN	55416					
M15552	Active	HVAC Contractor	Centerpoint Energy	Centerpoint Energy	6161 Golden Valley Rd	Golden Valley	MN	55422	1/14/2021	0	116	0.744	
M10525	Active	Wholesaler	Johnstone Supply	Johnstone Supply Of Golden Valle	870 DECATUR AVE NORTH	GOLDEN VALLEY	MN	55427	10/13/2021	0	98	0.6572	
M01013	Active	HVAC Contractor	Centerpoint Energy	Centerpoint Energy	6161 Golden Valley Rd	Golden Valley	MN	55422	11/22/2021	0	117	0.7502	
M10525	Active	Wholesaler	Johnstone Supply	Johnstone Supply Of Golden Valle	870 DECATUR AVE NORTH	GOLDEN VALLEY	MN	55427	2/17/2021	8	101	0.8928	
M17428	Active	Wholesaler	R. E. Michel Co.	R.E. Michel Company, Inc.	730 Decatur Avenue North	Golden Valley	MN	55427	763-450-7600	3/17/2021	2	19	0.1922
M10525	Active	Wholesaler	Johnstone Supply	Johnstone Supply Of Golden Valle	870 DECATUR AVE NORTH	GOLDEN VALLEY	MN	55427	5/6/2021	0	110	0.9362	
M10525	Active	Wholesaler	Johnstone Supply	Johnstone Supply Of Golden Valle	870 DECATUR AVE NORTH	GOLDEN VALLEY	MN	55427	8/17/2021	0	95	0.6696	
	Inactive	Wholesaler	J H Larson Co-Closed	J H Larson Co-Closed	700 COLORADO AVE SO	GOLDEN VALLEY	MN	55416					
	Active	Wholesaler	Johnstone Supply	Johnstone Supply Of Golden Valle	870 DECATUR AVE NORTH	GOLDEN VALLEY	MN	55427					
	Active	Wholesaler	Johnstone Supply	Johnstone Supply Of Golden Valle	870 DECATUR AVE NORTH	GOLDEN VALLEY	MN	55427					
	Active	Other	Resideo	Resideo	1985 Douglas Dr N	Golden Valley	MN	55422	952-303-2431				
	Inactive	Wholesaler	Roberts Hamilton Co	Roberts Hamilton Co		GOLDEN VALLEY	MN	55416					
	Prospective	Wholesaler	Zohoplplaceholder	Ductworks Htg & A/C	6108 Olson Memorial Hwy	Golden Valley	MN	55422					
	Inactive	Wholesaler	Historicalplaceholder	Grand Rapids Supply		GRAND RAPIDS	MN	55744					
	Active	Wholesaler	Rapids Rental & Supply	Rapids Rental & Supply	1887 E. Hwy 2	GRAND RAPIDS	MN	55744					
	Active	HVAC Contractor	Air Mechanical, Inc.	Air Mechanical, Inc.	16411 Aberdeen Street NE	Ham Lake	MN	55304	763-691-7942				
	Inactive	HVAC Contractor	Historicalplaceholder	Center Point Energy		HAM LAKE	MN	55304					
	Inactive	HVAC Contractor	Historicalplaceholder	Minnegasco		HAM LAKE	MN	55304					
	Inactive	HVAC Contractor	Historicalplaceholder	Center Point Energy		HAM LAKE	MN	55304					
	Inactive	HVAC Contractor	Historicalplaceholder	Minnegasco		HAM LAKE	MN	55304					
	Inactive	HVAC Contractor	Historicalplaceholder	Reliant Energy		HAM LAKE	MN	55304					
	Inactive	HVAC Contractor	Historicalplaceholder	Blaine Heating & Air Conditioning		HAM LAKE	MN	55304					
	Inactive	HVAC Contractor	Historicalplaceholder	Center Point Energy		HAM LAKE	MN	55304					
	Inactive	HVAC Contractor	Historicalplaceholder	Center Point Energy		HAM LAKE	MN	55304					
	Active	HVAC Contractor	Mesaba Heating	Mesaba Heating	405 E. 41st Street	Hibbing	MN	55746	218-966-7646				
	Inactive	Wholesaler	Historicalplaceholder	Pipeline Supply		HOPKINS	MN	55343					
	Inactive	Wholesaler	Historicalplaceholder	Pipeline Supply		HOPKINS	MN	55343-0000					
	Inactive	Wholesaler	Historicalplaceholder	Pipeline Supply		HOPKINS	MN	55343					
M13733	Active	HHW	McLeod County Hhw Facility	McLeod County HHW Facility	1065 5TH AVE SE	HUTCHINSON	MN	55350	320-234-4319	6/25/2021	0	57	0.372
M13700	Active	Other	Jr's Advanced Recycler's	Jr's Advanced Recycler's	10619 COURTHOUSE BLVD.	INVER GROVE HEIGHTS	MN	55077	651-454-9215	8/16/2021	0	35	0.2604
	Active	Other	Jr's Advanced Recycler's	Jr's Advanced Recycler's	10619 COURTHOUSE BLVD.	INVER GROVE HEIGHTS	MN	55077	651-454-9215				
	Prospective	Wholesaler	Zohoplplaceholder	Aurora Mechanical LLC.	6050 1/2 Concord Blvd	Inver Grove Heights	MN	55076					
M12585	Active	HHW	Scott County Hhw	Scott County HHW	600 COUNTRY TRAIL EAST, (MN H JORDAN	MN	55352	(952) 496-8366	3/31/2021	0	30	0.279	
	Active	HHW	Scott County Hhw	Scott County HHW	600 COUNTRY TRAIL EAST, (MN H JORDAN	MN	55352	(952) 496-8366					
M20925	Active	HVAC Contractor	Centerpoint Energy	Center Point Energy	2400 N. Riverfront	MANKATO	MN	56001	1/6/2021	0	106	0.7006	
M12579	Active	HHW	Blue Earth County, Env't Services	Blue Earth County, Env't Services	204 S. 5TH ST., 2ND FLOOR	MANKATO	MN	56001	507-386-1225	11/19/2021	0	48	0.3224
M12889	Active	Wholesaler	Ferguson	Ferguson Enterprises, Inc.	1321 N. RIVERFRONT DR.	MANKATO	MN	56001	507 388-2916	12/14/2021	0	105	0.6696
M01051	Active	Wholesaler	Sps Companies Inc.	Sps Companies Inc.	1201 N. RIVERFRONT DR.	MANKATO	MN	56001	507-387-5691	3/5/2021	1	106	0.744
M01051	Active	Wholesaler	Sps Companies Inc.	Sps Companies Inc.	1201 N. RIVERFRONT DR.	MANKATO	MN	56001	507-387-5691	9/24/2021	0	83	0.6324
	Active	HVAC Contractor	Centerpoint Energy	Center Point Energy	2400 N. Riverfront	MANKATO	MN	56001					
	Inactive	Wholesaler	Ferguson	Ferguson Enterprises	1321 N. Riverfront Drive	Mankato	MN	56001	507-388-2916				
	Active	Wholesaler	Ferguson	Ferguson Enterprises, Inc.	1321 N. RIVERFRONT DR.	MANKATO	MN	56001	507 388-2916				
	Active	Wholesaler	Ferguson	Ferguson Enterprises, Inc.	1321 N. RIVERFRONT DR.	MANKATO	MN	56001	507 388-2916				
	Active	Wholesaler	Ferguson	Ferguson Enterprises, Inc.	1321 N. RIVERFRONT DR.	MANKATO	MN	56001	507 388-2916				
	Inactive	Wholesaler	Historicalplaceholder	D C Sales Co.		MANKATO	MN	56001					
	Inactive	Wholesaler	Historicalplaceholder	Globe Inc.		MANKATO	MN	56001					
	Inactive	Wholesaler	Historicalplaceholder	D C Sales Co.		MANKATO	MN	56001					
	Inactive	Wholesaler	Historicalplaceholder	D C Sales Co.		MANKATO	MN	56001					
	Inactive	Wholesaler	Historicalplaceholder	Westburne Supply Co.		MANKATO	MN	56001					
	Prospective	Wholesaler	Zohoplplaceholder	Minnesota Heating & Air Conditioni	10701 93rd Ave N	Maple Grove	MN	55369					
	Inactive	HHW	Lyon County Environmental Off	Lyon County Environmental Office	PUBLIC WORKS 504 FAIRGROUN	MARSHALL	MN	56258	507-532-5210				
	Prospective	Wholesaler	Zohoplplaceholder	Ditter Inc.	820 Tower Dr	Medina	MN	55340					
M12076	Inactive	HVAC Contractor	Sedgwick Heating & Air Conditio	Sedgwick Heating & Air Conditioni	1408 Northland Drive	Mendota Heights	MN	55120	(952) 881-9000	3/4/2021	1	63	0.4774
	Active	Wholesaler	Lennox	Lennox Industries Inc.	1475 Commerce Dr.	Mendota Heights	MN	55120	612-456-5399				
	Active	Wholesaler	Lennox	Lennox Industries Inc.	1475 Commerce Dr.	Mendota Heights	MN	55120	612-456-5399				
	Active	Wholesaler	Lennox	Lennox Industries Inc.	1475 Commerce Dr.	Mendota Heights	MN	55120	612-456-5399				
	Active	Wholesaler	Lennox	Lennox Industries Inc.	1475 Commerce Dr.	Mendota Heights	MN	55120	612-456-5399				
M12141	Active	HVAC Contractor	Standard Heating & Air Conditio	Standard Heating & Air Conditioni	130 Plymouth Avenue N	Minneapolis	MN	55411	(612) 824-2656	1/11/2021	0	66	0.4092
M15554	Active	HVAC Contractor	Centerpoint Energy	Centerpoint Energy	501 WEST 61ST ST.	MINNEAPOLIS	MN	55419	12/1/2021	0	91	0.6138	
M15554	Active	HVAC Contractor	Centerpoint Energy	Centerpoint Energy	501 WEST 61ST ST.	MINNEAPOLIS	MN	55419	4/5/2021	0	104	0.682	
	Inactive	Wholesaler	Ace Supply Co Inc	Ace Supply Co Inc		MINNEAPOLIS	MN	55426					
	Inactive	Wholesaler	Ace Supply Co Inc	Ace Supply Co Inc		MINNEAPOLIS	MN	55426					

Minnesota

2021 Collection Location Summary Report

	Inactive	Wholesaler	Ace Supply Co Inc	Ace Supply Co Inc		MINNEAPOLIS	MN	55426					
	Inactive	Wholesaler	Ace Supply Co Inc	Ace Supply Co Inc		MINNEAPOLIS	MN	55426					
	Inactive	Wholesaler	Ace Supply Co Inc	Ace Supply Co Inc		MINNEAPOLIS	MN	55426					
	Inactive	Wholesaler	Ace Supply Co Inc	Ace Supply Co Inc		MINNEAPOLIS	MN	55421					
	Inactive	Wholesaler	Allied Supply Co., Inc.	Allied Supply Co, Inc.		MINNEAPOLIS	MN	55414-0000					
	Inactive	Wholesaler	Allied Supply Co., Inc.	Allied Supply Co, Inc.		MINNEAPOLIS	MN	55414					
	Inactive	Wholesaler	Auer Steel & Heating Supply	Auer Steel		MINNEAPOLIS	MN	55428					
	Inactive	Wholesaler	Auer Steel & Heating Supply	Auer Steel		MINNEAPOLIS	MN	55428					
	Inactive	Wholesaler	Boeser Inc (Trade Account) - Close	Boeser Inc (Trade Account) - Close	2901 SE 4TH STREET	MINNEAPOLIS	MN	55414		612 378-1803			
	Inactive	HVAC Contractor	Centerpoint Energy	Center Point Energy	1240 WEST RIVER PKWY	MINNEAPOLIS	MN	55454					
	Active	HVAC Contractor	Centerpoint Energy	Centerpoint Energy	501 WEST 61ST ST.	MINNEAPOLIS	MN	55419					
	Active	HVAC Contractor	Centerpoint Energy	Centerpoint Energy	501 WEST 61ST ST.	MINNEAPOLIS	MN	55419					
	Active	HVAC Contractor	Centerpoint Energy	Centerpoint Energy	501 WEST 61ST ST.	MINNEAPOLIS	MN	55419					
	Active	HVAC Contractor	Centerpoint Energy	Centerpoint Energy	501 WEST 61ST ST.	MINNEAPOLIS	MN	55419					
	Active	HVAC Contractor	Centerpoint Energy	Centerpoint Energy	501 WEST 61ST ST	MINNEAPOLIS	MN	55419					
	Inactive	HVAC Contractor	Centerpoint Energy	Center Point Energy	1240 WEST RIVER PKWY	MINNEAPOLIS	MN	55454					
	Inactive	HVAC Contractor	Centerpoint Energy	Center Point Energy	1240 WEST RIVER PKWY	MINNEAPOLIS	MN	55454					
	Active	HVAC Contractor	Centerpoint Energy	Centerpoint Energy	501 WEST 61ST ST.	MINNEAPOLIS	MN	55419					
	Active	HVAC Contractor	Centerpoint Energy	Centerpoint Energy	501 WEST 61ST ST.	MINNEAPOLIS	MN	55419					
	Inactive	Wholesaler	Comelex Corporation - Closed	Comelex Corporation - Closed	7373 Washington Ave S	MINNEAPOLIS	MN	55439		612-332-7706			
	Inactive	Wholesaler	D C Sales Co-Closed	D C Sales Co-Closed	2700 MINNEHAHA AVE SOUTH	MINNEAPOLIS	MN	55406		612-728-8739			
	Inactive	Wholesaler	D C Sales Co-Closed	D C Sales Co-Closed	2700 MINNEHAHA AVE SOUTH	MINNEAPOLIS	MN	55406		612-728-8739			
	Inactive	Wholesaler	D C Sales Co-Closed	D C Sales Co-Closed	2700 MINNEHAHA AVE SOUTH	MINNEAPOLIS	MN	55406		612-728-8739			
	Inactive	Wholesaler	D C Sales Co-Closed	D C Sales Co-Closed	2700 MINNEHAHA AVE SOUTH	MINNEAPOLIS	MN	55406		612-728-8739			
	Inactive	Wholesaler	D C Sales Co-Closed	D C Sales Co-Closed	2700 MINNEHAHA AVE SOUTH	MINNEAPOLIS	MN	55406		612-728-8739			
	Inactive	Wholesaler	D C Sales Co-Closed	D C Sales Co-Closed	2700 MINNEHAHA AVE SOUTH	MINNEAPOLIS	MN	55406		612-728-8739			
	Inactive	Wholesaler	D C Sales Co-Closed	D C Sales Co-Closed	2700 MINNEHAHA AVE SOUTH	MINNEAPOLIS	MN	55406		612-728-8739			
	Inactive	Wholesaler	D C Sales Co-Closed	D C Sales Co-Closed	2700 MINNEHAHA AVE SOUTH	MINNEAPOLIS	MN	55406		612-728-8739			
	Inactive	Wholesaler	D C Sales Co-Closed	D C Sales Co-Closed	2700 MINNEHAHA AVE SOUTH	MINNEAPOLIS	MN	55406		612-728-8739			
	Inactive	Wholesaler	D C Sales Co-Closed	D C Sales Co-Closed	2700 MINNEHAHA AVE SOUTH	MINNEAPOLIS	MN	55406		612-728-8739			
	Inactive	Wholesaler	D C Sales Co-Closed	D C Sales Co-Closed	2700 MINNEHAHA AVE SOUTH	MINNEAPOLIS	MN	55406		612-728-8739			
	Inactive	Wholesaler	D C Sales Co-Closed	D C Sales Co-Closed	2700 MINNEHAHA AVE SOUTH	MINNEAPOLIS	MN	55406		612-728-8739			
	Inactive	Wholesaler	D C Sales Co-Closed	D C Sales Co-Closed	2700 MINNEHAHA AVE SOUTH	MINNEAPOLIS	MN	55406		612-728-8739			
	Inactive	Wholesaler	D C Sales Co-Closed	D C Sales Co-Closed	2700 MINNEHAHA AVE SOUTH	MINNEAPOLIS	MN	55406		612-728-8739			
	Inactive	Wholesaler	D C Sales Co-Closed	D C Sales Co-Closed	2700 MINNEHAHA AVE SOUTH	MINNEAPOLIS	MN	55406		612-728-8739			
	Inactive	Wholesaler	D C Sales Co-Closed	D C Sales Co-Closed	2700 MINNEHAHA AVE SOUTH	MINNEAPOLIS	MN	55406		612-728-8739			
	Inactive	Wholesaler	D C Sales Co-Closed	D C Sales Co-Closed	2700 MINNEHAHA AVE SOUTH	MINNEAPOLIS	MN	55406		612-728-8739			
	Inactive	Wholesaler	D C Sales Co-Closed	D C Sales Co-Closed	2700 MINNEHAHA AVE SOUTH	MINNEAPOLIS	MN	55406		612-728-8739			
	Active	Wholesaler	Goodin Company	Goodin Company	2700 N 2ND STREET	MINNEAPOLIS	MN	55440					
	Active	Wholesaler	Goodin Company	Goodin Company	2700 N 2nd St	MINNEAPOLIS	MN	55440					
	Active	Wholesaler	Goodin Company	Goodin Company	2700 N 2nd St	MINNEAPOLIS	MN	55440					
	Active	Wholesaler	Goodin Company	Goodin Company	2700 N 2nd St	MINNEAPOLIS	MN	55440					
	Inactive	HVAC Contractor	Historicalplaceholder	Minnegasco		MINNEAPOLIS	MN	55419					
	Inactive	HVAC Contractor	Historicalplaceholder	Reliant Energy		MINNEAPOLIS	MN	55419					
	Inactive	HVAC Contractor	Historicalplaceholder	Minnegasco		MINNEAPOLIS	MN	55449					
	Inactive	HVAC Contractor	Historicalplaceholder	Minnegasco		MINNEAPOLIS	MN	55449					
	Inactive	HVAC Contractor	Historicalplaceholder	Minnegasco		MINNEAPOLIS	MN	55419					
	Inactive	HVAC Contractor	Historicalplaceholder	Minnegasco		MINNEAPOLIS	MN	55419					
	Inactive	HVAC Contractor	Historicalplaceholder	Minnegasco		MINNEAPOLIS	MN	55449					
	Inactive	HVAC Contractor	Historicalplaceholder	Minnegasco		MINNEAPOLIS	MN	55419					
	Inactive	HVAC Contractor	Historicalplaceholder	Minnegasco		MINNEAPOLIS	MN	55420					
	Inactive	HHW	Honeywell	Honeywell - Hennipen County		MINNEAPOLIS	MN	55422					
	Inactive	Wholesaler	Johnstone Supply	Johnstone Supply		MINNEAPOLIS	MN	55425					
	Inactive	Wholesaler	Johnstone Supply	Johnstone Supply		MINNEAPOLIS	MN	55425-0000					
	Inactive	Wholesaler	Johnstone Supply	Johnstone Supply		MINNEAPOLIS	MN	55428					
	Inactive	Wholesaler	South Shore Oil Heat Supply	South Shore Oil Heat Supply		MINNEAPOLIS	MN	55406					
	Prospective	Wholesaler	Zohoplplaceholder	Allied Supply-Minneapolis	772 Kasota Ave. SE	Minneapolis	MN	55414					
	Prospective	Wholesaler	Zohoplplaceholder	Avid Heating And Cooling LLC	7700 County Road 110 W	Minnetrista	MN	55364					
	Inactive	HVAC Contractor	Historicalplaceholder	Minnegasco		MLPS	MN	55419					
M20037	Active	HHW	Clay County Household Hazardrc	Clay County Household Hazardous	2729 Hwy 10 E	Moorhead	MN	56560	218-299-5077	3/3/2021	0	8	0.0496

Minnesota

2021 Collection Location Summary Report

M10446	Inactive	Wholesaler	Minvalco	Minvalco		MOUNDS VIEW	MN	55112					
	Active	Wholesaler	Ace Supply Co Inc	Ace Supply Co Inc	4749 OLD HWY 8, SUITE 100	MOUNDSVIEW	MN	55112	952-929-1618	3/16/2021	3	83	0.7192
	Active	Wholesaler	Ace Supply Co Inc	Ace Supply Co Inc	4749 OLD HWY 8, SUITE 100	MOUNDSVIEW	MN	55112	952-929-1618				
	Inactive	Wholesaler	Minvalco	Minvalco		MOUNDSVIEW	MN	55112					
	Inactive	HVAC Contractor	Historicalplaceholder	Minnegasco		MPLS	MN	55419					
	Inactive	HVAC Contractor	Historicalplaceholder	Minnegasco		MPLS	MN	55419					
	Inactive	HVAC Contractor	Historicalplaceholder	Minnegasco		MPLS.	MN	55459					
	Inactive	HVAC Contractor	Historicalplaceholder	Minnegasco		MPLS.	MN	55459					
	Inactive	HVAC Contractor	Historicalplaceholder	Minnegasco		MPLS.	MN	55441					
	Inactive	Wholesaler	Auer Steel & Heating Supply	Auer Steel		NEW HOPE	MN	55428					
	Inactive	Wholesaler	Auer Steel & Heating Supply	Auer Steel		NEW HOPE	MN	55428-0000					
	Inactive	Wholesaler	Auer Steel & Heating Supply	Auer Steel		NEW HOPE	MN	55428					
	Active	HVAC Contractor	Northland Mechanical Contract	Northland Mechanical Contractor	9001 SCIENCE CENTER DRIVE	NEW HOPE	MN	55428	612-720-2911				
	Active	HVAC Contractor	Northland Mechanical Contract	Northland Mechanical Contractor	9001 SCIENCE CENTER DRIVE	NEW HOPE	MN	55428	612-720-2911				
	Active	HVAC Contractor	Northland Mechanical Contract	Northland Mechanical Contractor	9001 SCIENCE CENTER DRIVE	NEW HOPE	MN	55428	612-720-2911				
	Active	HVAC Contractor	Tnc Industries	Tnc Industries	7100 Medicine Lake Road	New Hope	MN	55427	763-559-0808				
	Active	HVAC Contractor	Gag Sheet Metal, Inc.	Gag Sheet Metal, Inc.	106 3rd Street North	New Ulm	MN	56073	507-354-3813				
M21253	Active	HHW	Chisago County Hhw	Chisago County HHW	39649 Grand Avenue	North Branch	MN	55056	651-213-8920	1/11/2021	0	25	0.155
	Active	HHW	Chisago County Hhw	Chisago County HHW	39649 Grand Avenue	North Branch	MN	55056	651-213-8920				
M12616	Active	Wholesaler	Minnesota Air Inc.	Minnesota Air Inc.	6866 33RD STREET	OAKDALE	MN	55128	952-918-8058	3/12/2021	0	6	0.0372
	Inactive	Wholesaler	Ferguson	Ferguson	590 Hale Ave N	Oakdale	MN	55128	651-779-9393				
	Active	Wholesaler	Ferguson	Ferguson	590 Hale Ave. N	Oakdale	MN	55128	651-779-9393				
	Active	Wholesaler	Ferguson	Ferguson	590 Hale Ave. N	Oakdale	MN	55128	651-779-9393				
	Active	Wholesaler	Minnesota Air Inc.	Minnesota Air Inc.	6866 33RD STREET	OAKDALE	MN	55128	952-918-8058				
	Inactive	HHW	Washington County Hhw	Washington County HHW		OAKDALE	MN	55128					
	Prospective	Wholesaler	Zohoplaceholder	Prescription Heating And Cooling	12430 Hydram Ave N	Oakdale	MN	55128					
M12196	Active	HVAC Contractor	Heating & Cooling Two Inc.	Heating & Cooling Two Inc.	18550 County Road 81	Osseo	MN	55369	(763) 428-3677	12/14/2021	0	15	0.093
	Active	HVAC Contractor	Comfort Solutions Heating & Co	Comfort Solutions Heating & Cooli	11 1st Street NW	Osseo	MN	55369	763-565-2121				
P10150	Active	Wholesaler	First Supply Company	First Supply Company	151 PARK DR	Owatonna	MN	55060	507-287-0202	2/18/2021	0	2	0.0124
	Active	Wholesaler	First Supply Company	First Supply Company	151 PARK DR	Owatonna	MN	55060	507-287-0202				
	Active	Wholesaler	First Supply Company	First Supply Company	151 PARK DR	Owatonna	MN	55060	507-287-0202				
M16882	Active	HHW	Mercury Technologies Of Minne	Mercury Technologies Of Minnesco	1110 HOLSTIEN DRIVE NE	PINE CITY	MN	55063	800-864-3821	9/20/2021	0	66	0.5518
M19450	Active	Wholesaler	Ferguson	Ferguson	10205 10th Ave N	Plymouth	MN	55441	(763) 797-7100	3/12/2021	0	101	0.651
M17282	Active	Wholesaler	Auer Steel & Heating Supply	Auer Steel & Heating Supply	865 Xenium Lane North	Plymouth	MN	55441	763-450-9238	3/29/2021	2	80	0.8246
M10500	Active	Wholesaler	Auer Steel & Heating Supply	Auer Steel & Heating Supply	865 Xenium Lane North	Plymouth	MN	55441	763-450-9238	3/29/2021	7	114	0.8804
M19297	Active	Wholesaler	Harry Alter Co./National Excelsi	National Excelsior Company	800 Berkshire Lane N	PLYMOUTH	MN	55441	763-553-1722	3/5/2021	0	4	0.0372
M17784	Active	Wholesaler	Johnson Controls	York Upg	1005 Berkshire Lane North	Plymouth	MN	55441	(763) 567-3948	7/12/2021	0	34	0.3162
	Active	Wholesaler	Auer Steel & Heating Supply	Auer Steel & Heating Supply	865 Xenium Lane North	Plymouth	MN	55441	763-450-9238				
	Active	Wholesaler	Dakota Supply Group	Dakota Supply Group	845 Berkshire Lane N	Plymouth	MN	55441	(952) 988-5570				
	Inactive	Wholesaler	Grainger	Grainger		PLYMOUTH	MN	55441					
	Active	Wholesaler	Gustave A Larson	Gustave A. Larson Co	13200 10th AVE NORTH	Plymouth	MN	55441	763-546-9508				
	Active	Wholesaler	Gustave A Larson	Gustave A. Larson Co	13200 10th AVE NORTH	Plymouth	MN	55441	763-546-9508				
	Active	Wholesaler	Gustave A Larson	Gustave A. Larson Co	13200 10th AVE NORTH	Plymouth	MN	55441	763-546-9508				
	Active	Wholesaler	Gustave A Larson	Gustave A. Larson Co	13200 10th AVE NORTH	Plymouth	MN	55441	763-546-9508				
	Active	Wholesaler	Gustave A Larson	Gustave A. Larson Co	13200 10th AVE NORTH	Plymouth	MN	55441	763-546-9508				
	Active	Wholesaler	Harry Alter Co./National Excelsi	National Excelsior Company	800 Berkshire Lane N	PLYMOUTH	MN	55441	763-553-1722				
	Active	Wholesaler	Harry Alter Co./National Excelsi	National Excelsior Company	800 Berkshire Lane N	PLYMOUTH	MN	55441	763-553-1722				
	Active	HVAC Contractor	Johnson Controls	Johnson Controls Minneapolis/Rox	2605 Fernbrook Lane North	Plymouth	MN	55447	763-566-7650				
	Active	Retailer	Luminaire Environmental	Luminaire Environmental	14930 28th Ave.	Plymouth	MN	55447	(763) 244-3444				
	Prospective	Wholesaler	Zohoplaceholder	Metro Air Inc	16980 Welcome Ave SE	Prior Lake	MN	55372					
	Prospective	Wholesaler	Zohoplaceholder	Abrahamson Heating	214-4TH STREET	PROCTOR	MN	55810					
M18612	Active	Wholesaler	Gustave A Larson	Gustave A. Larson	2530 Schuster Ln. NW	Rochester	MN	55901	(507) 281-0272	12/27/2021	0	91	0.651
M12074	Active	Wholesaler	Johnstone Supply	Johnstone Supply	1929 7th St NW	Rochester	MN	55901	507-780-1600	4/12/2021	0	77	0.4898
M12184	Active	Wholesaler	Johnstone Supply	Johnstone Supply	1929 7th St NW	Rochester	MN	55901	507-780-1600	5/18/2021	0	89	0.6014
M14316	Active	Wholesaler	Johnstone Supply	Johnstone Supply	1929 7th St NW	Rochester	MN	55901	507-780-1600	5/18/2021	0	64	0.4774
M14325	Active	Wholesaler	Johnstone Supply	Johnstone Supply	1929 7th St NW	Rochester	MN	55901	507-780-1600	5/20/2021	0	62	0.4836
M12073	Active	Wholesaler	Johnstone Supply	Johnstone Supply	1929 7th St NW	Rochester	MN	55901	507-780-1600	8/11/2021	0	94	0.6138
M14869	Active	Wholesaler	Johnstone Supply	Johnstone Supply	1929 7th St NW	Rochester	MN	55901	507-780-1600	8/17/2021	0	86	0.5766
M12581	Active	HHW	Olmsted Hw	Olmsted Hw	305 SILVER CREEK ROAD N.E.	ROCHESTER	MN	55901	(507) 328-7078	9/30/2021	0	103	0.775
	Inactive	Wholesaler	First Supply Company	First Supply Company	3815 HIGHWAY 14 WEST	ROCHESTER	MN	55903	507-287-0202				
	Active	Wholesaler	Goodin Company	Goodin Company	3347 NW 19TH ST	ROCHESTER	MN	55901	(507) 529-1284				
	Inactive	Wholesaler	Gustave A Larson	Gustave A. Larson	2530 Schuster Lane NW	Rochester	MN	55901	(507) 281-0272				
	Active	Wholesaler	Gustave A Larson	Gustave A. Larson Co	2530 Schuster Lane NW	Rochester	MN	55901	262-542-0200				

2021 Collection Location Summary Report

	Active	Wholesaler	Gustave A Larson	Gustave A. Larson Co	2530 Schuster Lane NW	Rochester	MN	55901	262-542-0200				
	Active	Wholesaler	Johnstone Supply	Johnstone Supply	1929 7th St NW	Rochester	MN	55901	507-780-1600				
	Active	Wholesaler	Johnstone Supply	Johnstone Supply	1929 7th St NW	Rochester	MN	55901	507-780-1600				
	Active	Wholesaler	Johnstone Supply	Johnstone Supply	1929 7th St NW	Rochester	MN	55901	507-780-1600				
	Active	Wholesaler	Johnstone Supply	Johnstone Supply	1929 7th St NW	Rochester	MN	55901	507-780-1600				
	Active	Wholesaler	Johnstone Supply	Johnstone Supply	1929 7th St NW	Rochester	MN	55901	507-780-1600				
	Active	Wholesaler	Johnstone Supply	Johnstone Supply	1929 7th St NW	Rochester	MN	55901	507-780-1600				
	Active	Wholesaler	Johnstone Supply	Johnstone Supply	1929 7th St NW	Rochester	MN	55901	507-780-1600				
	Active	Wholesaler	Johnstone Supply	Johnstone Supply	1929 7th St NW	Rochester	MN	55901	507-780-1600				
	Active	Wholesaler	Johnstone Supply	Johnstone Supply	1929 7th St NW	Rochester	MN	55901	507-780-1600				
	Active	Wholesaler	Johnstone Supply	Johnstone Supply	1929 7th St NW	Rochester	MN	55901	507-780-1600				
	Active	Wholesaler	Johnstone Supply	Johnstone Supply	1929 7th St NW	Rochester	MN	55901	507-780-1600				
	Active	Wholesaler	Johnstone Supply	Johnstone Supply	1929 7th St NW	Rochester	MN	55901	507-780-1600				
	Active	Wholesaler	Johnstone Supply	Johnstone Supply	1929 7th St NW	Rochester	MN	55901	507-780-1600				
	Active	Wholesaler	Johnstone Supply	Johnstone Supply	1929 7th St NW	Rochester	MN	55901	507-780-1600				
	Active	Wholesaler	Johnstone Supply	Johnstone Supply	1929 7th St NW	Rochester	MN	55901	507-780-1600				
	Active	Wholesaler	Johnstone Supply	Johnstone Supply	1929 7th St NW	Rochester	MN	55901	507-780-1600				
	Active	Wholesaler	Johnstone Supply	Johnstone Supply	1929 7th St NW	Rochester	MN	55901	507-780-1600				
	Active	Wholesaler	Johnstone Supply	Johnstone Supply	1929 7th St NW	Rochester	MN	55901	507-780-1600				
	Active	Wholesaler	Johnstone Supply	Johnstone Supply	1929 7th St NW	Rochester	MN	55901	507-780-1600				
	Active	Wholesaler	Johnstone Supply	Johnstone Supply	1929 7th St NW	Rochester	MN	55901	507-780-1600				
	Active	Wholesaler	Johnstone Supply	Johnstone Supply	1929 7th St NW	Rochester	MN	55901	507-780-1600				
	Active	Wholesaler	Johnstone Supply	Johnstone Supply	1929 7th St NW	Rochester	MN	55901	507-780-1600				
	Active	Wholesaler	Johnstone Supply	Johnstone Supply	1929 7th St NW	Rochester	MN	55901	507-780-1600				
	Active	Wholesaler	Johnstone Supply	Johnstone Supply	1929 7th St NW	Rochester	MN	55901	507-780-1600				
	Active	Wholesaler	Johnstone Supply	Johnstone Supply	1929 7th St NW	Rochester	MN	55901	507-780-1600				
	Active	Wholesaler	Johnstone Supply	Johnstone Supply	1929 7th St NW	Rochester	MN	55901	507-780-1600				
	Active	Wholesaler	Johnstone Supply	Johnstone Supply	1929 7th St NW	Rochester	MN	55901	507-780-1600				
	Active	Wholesaler	Johnstone Supply	Johnstone Supply	1929 7th St NW	Rochester	MN	55901	507-780-1600				
	Active	Wholesaler	Johnstone Supply	Johnstone Supply	1929 7th St NW	Rochester	MN	55901	507-780-1600				
	Active	Wholesaler	Johnstone Supply	Johnstone Supply	1929 7th St NW	Rochester	MN	55901	507-780-1600				
	Active	Wholesaler	Johnstone Supply	Johnstone Supply	1929 7th St NW	Rochester	MN	55901	507-780-1600				
	Active	Wholesaler	Johnstone Supply	Johnstone Supply	1929 7th St NW	Rochester	MN	55901	507-780-1600				
	Active	Wholesaler	Johnstone Supply	Johnstone Supply	1929 7th St NW	Rochester	MN	55901	507-780-1600				
	Active	Wholesaler	Johnstone Supply	Johnstone Supply	1929 7th St NW	Rochester	MN	55901	507-780-1600				
	Active	Wholesaler	Johnstone Supply	Johnstone Supply	1929 7th St NW	Rochester	MN	55901	507-780-1600				
	Active	Wholesaler	Johnstone Supply	Johnstone Supply	1929 7th St NW	Rochester	MN	55901	507-780-1600				
	Active	Wholesaler	Johnstone Supply	Johnstone Supply	1929 7th St NW	Rochester	MN	55901	507-780-1600				
	Active	Wholesaler	Johnstone Supply	Johnstone Supply	1929 7th St NW	Rochester	MN	55901	507-780-1600				
	Active	Wholesaler	Johnstone Supply	Johnstone Supply	1929 7th St NW	Rochester	MN	55901	507-780-1600				
	Active	Wholesaler	Johnstone Supply	Johnstone Supply	1929 7th St NW	Rochester	MN	55901	507-780-1600				
	Active	Wholesaler	Johnstone Supply	Johnstone Supply	1929 7th St NW	Rochester	MN	55901	507-780-1600				
	Active	Wholesaler	Johnstone Supply	Johnstone Supply	1929 7th St NW	Rochester	MN	55901	507-780-1600				
	Active	Wholesaler	Johnstone Supply	Johnstone Supply	1929 7th St NW	Rochester	MN	55901	507-780-1600				
	Active	Wholesaler	Johnstone Supply	Johnstone Supply	1929 7th St NW	Rochester	MN	55901	507-780-1600				
	Active	Wholesaler	Johnstone Supply	Johnstone Supply	1929 7th St NW	Rochester	MN	55901	507-780-1600				
	Active	Wholesaler	Johnstone Supply	Johnstone Supply	1929 7th St NW	Rochester	MN	55901	507-780-1600				
	Active	Wholesaler	Johnstone Supply	Johnstone Supply	1929 7th St NW	Rochester	MN	55901	507-780-1600				
	Active	Wholesaler	Johnstone Supply	Johnstone Supply	1929 7th St NW	Rochester	MN	55901	507-780-1600				
	Active	Wholesaler	Johnstone Supply	Johnstone Supply	1929 7th St NW	Rochester	MN	55901	507-780-1600				
	Active	Wholesaler	Johnstone Supply	Johnstone Supply	1929 7th St NW	Rochester	MN	55901	507-780-1600				
	Active	Wholesaler	Johnstone Supply	Johnstone Supply	1929 7th St NW	Rochester	MN	55901	507-780-1600				
	Active	Wholesaler	Johnstone Supply	Johnstone Supply	1929 7th St NW	Rochester	MN	55901	507-780-1600				
	Active	Wholesaler	Johnstone Supply	Johnstone Supply	1929 7th St NW	Rochester	MN	55901	507-780-1600				
	Active	Wholesaler	Johnstone Supply	Johnstone Supply	1929 7th St NW	Rochester	MN	55901					

Minnesota

2021 Collection Location Summary Report

	Inactive	HVAC Contractor	Associated Mechanical Contract	Associated Mechanical Contractor	1257 MARSHALL ROAD	SHAKOPEE	MN	55379	612-362-3169				
	Active	HVAC Contractor	Quality Heating & Air Services, I	Quality Heating & Air Services, Inc	12912 Ventura Court	Shakopee	MN	55379	(952) 403-1110				
	Prospective	Wholesaler	Zohoplacelholder	Ron's Mechanical, Inc	12010 Old Brick Yard Rd	Shakopee	MN	55379					
M10258	Active	Wholesaler	Gustave A Larson	Gustave A. Larson Co	525 APOLLO AVE. N.E. SUITE 1	ST CLOUD	MN	56304	320-654-9874	1/27/2021	0	128	0.9548
M21288	Active	Wholesaler	Goodin Company	Goodin Company Whs 5	5205 FOUNDRY CIRCLE	ST CLOUD	MN	56303	612-259-6086	2/23/2021	0	164	1.0788
M10258	Active	Wholesaler	Gustave A Larson	Gustave A. Larson Co	525 APOLLO AVE. N.E. SUITE 1	ST CLOUD	MN	56304	320-654-9874	4/22/2021	0	123	0.837
M11515	Active	Wholesaler	S P S Companies, Inc.	S P S Companies, Inc.	725 CRESCENT STREET N. E.	ST CLOUD	MN	56304		7/14/2021	0	2	0.0124
	Inactive	Wholesaler	Ferguson	Ferguson Enterprises, Inc.	401 LINCOLN AVE. N.E.	ST CLOUD	MN	56304	(320) 251-8191				
	Active	Wholesaler	Goodin Company	Goodin Company Whs 5	5205 FOUNDRY CIRCLE	ST CLOUD	MN	56303	612-259-6086				
	Active	Wholesaler	Gustave A Larson	Gustave A. Larson Co	525 APOLLO AVE. N.E. SUITE 1	ST CLOUD	MN	56304	320-654-9874				
	Active	Wholesaler	Gustave A Larson	Gustave A. Larson Co	525 APOLLO AVE. N.E. SUITE 1	ST CLOUD	MN	56304	320-654-9874				
	Inactive	HHW	Tri County St. Cloud Hhw - Close	Tri County St. Cloud HHW - Closed	601 20TH AVE. N.	ST CLOUD	MN	56303	320-255-6140				
M10336	Active	Wholesaler	Minvalco	Minvalco	3340 GORHAM AVE	ST LOUIS PARK	MN	55426	(952) 920-0131	2/11/2021	2	53	0.9114
	Active	Wholesaler	Minvalco	Minvalco	3340 GORHAM AVE	ST LOUIS PARK	MN	55426	(952) 920-0131				
	Active	Wholesaler	Minvalco	Minvalco	3340 GORHAM AVE	ST LOUIS PARK	MN	55426	(952) 920-0131				
	Active	Wholesaler	Minvalco	Minvalco	3340 GORHAM AVE	ST LOUIS PARK	MN	55426	(952) 920-0131				
	Inactive	Wholesaler	Minvalco	Minvalco Inc.	3340 GORHAM AVE	ST LOUIS PARK	MN	55426	763-786-5030				
M11338	Active	Wholesaler	Johnstone Supply	Johnstone Supply Co	2550 WABASH AVENUE	ST PAUL	MN	55114	651-641-0602	1/27/2021	0	62	0.5332
M12578	Active	HVAC Contractor	Bay West Inc	Bay West Inc	5 Empire Drive	ST PAUL	MN	55103	651-291-0456	10/14/2021	0	89	0.5766
M12145	Active	HVAC Contractor	Bay West Inc	Bay West Inc	5 Empire Drive	ST PAUL	MN	55103	651-291-0456	10/29/2021	0	40	0.5828
M12143	Active	HVAC Contractor	Bay West Inc	Bay West Inc	5 Empire Drive	ST PAUL	MN	55103	651-291-0456	12/14/2021	0	48	0.4154
M11990	Active	Wholesaler	Goodin Company	Goodin Company	285 COMO AVE	ST PAUL	MN	55103	(651) 489-8831	3/10/2021	0	28	0.3348
M12145	Active	HVAC Contractor	Bay West Inc	Bay West Inc	5 Empire Drive	ST PAUL	MN	55103	651-291-0456	3/24/2021	4	79	0.6076
M17270	Active	HHW	Dakota County Recycling Zone	Dakota County Recycling Zone	3365 Dodd Road	St Paul	MN	55121	651-905-4520	4/12/2021	0	103	0.682
M11338	Active	Wholesaler	Johnstone Supply	Johnstone Supply Co	2550 WABASH AVENUE	ST PAUL	MN	55114	651-641-0602	4/15/2021	0	62	0.496
M12143	Active	HVAC Contractor	Bay West Inc	Bay West Inc	5 Empire Drive	ST PAUL	MN	55103	651-291-0456	5/13/2021	0	75	0.7254
M12145	Active	HVAC Contractor	Bay West Inc	Bay West Inc	5 Empire Drive	ST PAUL	MN	55103	651-291-0456	6/14/2021	0	80	0.6696
M17270	Active	HHW	Dakota County Recycling Zone	Dakota County Recycling Zone	3365 Dodd Road	St Paul	MN	55121	651-905-4520	7/9/2021	0	107	0.7192
	Active	HVAC Contractor	Bay West Inc	Bay West Inc	5 Empire Drive	ST PAUL	MN	55103	651-291-0456				
	Active	HVAC Contractor	Bay West Inc	Bay West Inc	5 Empire Drive	ST PAUL	MN	55103	651-291-0456				
	Active	HHW	Dakota County Recycling Zone	Dakota County Recycling Zone	3365 Dodd Road	St Paul	MN	55121	651-905-4520				
	Inactive	Wholesaler	J H Larson Co - Closed	J H Larson Co - Closed	600 LAFAYETTE RD	ST PAUL	MN	55101					
	Inactive	Wholesaler	J H Larson Co - Closed	J H Larson Co - Closed	600 LAFAYETTE RD	ST PAUL	MN	55101					
	Inactive	Wholesaler	J H Larson Co - Closed	J H Larson Co - Closed	600 LAFAYETTE RD	ST PAUL	MN	55101					
	Active	Wholesaler	Johnstone Supply	Johnstone Supply Co	2550 WABASH AVENUE	ST PAUL	MN	55114	651-641-0602				
	Active	Wholesaler	Johnstone Supply	Johnstone Supply Co	2550 WABASH AVENUE	ST PAUL	MN	55114	651-641-0602				
	Active	Wholesaler	Johnstone Supply	Johnstone Supply Co	2550 WABASH AVENUE	ST PAUL	MN	55114	651-641-0602				
	Inactive	Wholesaler	Sid Harvey Industries-Closed	Sid Harvey Industries-Closed	601 N. Prior Ave.	ST PAUL	MN	55104	651-646-4843				
	Inactive	Wholesaler	Sid Harvey Industries-Closed	Sid Harvey Industries-Closed	601 N. Prior Ave.	ST PAUL	MN	55104	651-646-4843				
	Inactive	Wholesaler	Sid Harvey Industries-Closed	Sid Harvey Industries-Closed	601 N. Prior Ave.	ST PAUL	MN	55104	651-646-4843				
	Inactive	Wholesaler	Sid Harvey Industries-Closed	Sid Harvey Industries-Closed	601 N. Prior Ave.	ST PAUL	MN	55104	651-646-4843				
	Inactive	Wholesaler	Pameco Corp.	Pameco Corp		ST. CLD.	MN	56304					
	Inactive	Wholesaler	Gustave A Larson	Gustave A. Larson	525 APOLLO AVENUE	ST. CLOUD	MN	56304	320-654-9874				
	Inactive	Wholesaler	Pameco Corp.	Pameco Corp		ST. CLOUD	MN	56301					
	Active	Wholesaler	St. Hilaire Supply	St. Hilaire Supply	HWY. 32	ST. HILAIRE	MN	56754	218-964-5222				
	Active	Wholesaler	St. Hilaire Supply	St. Hilaire Supply	HWY. 32	ST. HILAIRE	MN	56754	218-964-5222				
	Active	Wholesaler	Mn Air / Sps Co.	Mn Air / Sps Co.	6363 HWY 7	St. Louis Park	MN	55416					
P10603	Active	Wholesaler	Trane	Trane Supply	720 Vandalia St.	St. Paul	MN	55114		7/22/2021	5	1	0.0372
	Inactive	HVAC Contractor	Center For Energy And Environn	Neighborhood Energy Connection	1754 University Ave W	ST. PAUL	MN	55104	651-328-6311				
	Inactive	HVAC Contractor	Center For Energy And Environn	Neighborhood Energy Connection	1754 University Ave W	ST. PAUL	MN	55104	651-328-6311				
	Inactive	Wholesaler	Harry Alter Co./National Excelsi	Excelsior Mfg. & Supply		ST. PAUL	MN	55104					
	Inactive	Wholesaler	Harry Alter Co./National Excelsi	Excelsior Mfg. & Supply		ST. PAUL	MN	55104					
	Inactive	HVAC Contractor	Historicalplaceholder	Home Energy Squad		ST. PAUL	MN	55103					
	Inactive	Wholesaler	Historicalplaceholder	Undetermined		ST. PAUL	MN	00000					
	Inactive	Wholesaler	Sid Harvey	Sid Harvey Industries	893 PIERCE BUTLER RTE	ST. PAUL	MN	55104	651-646-4843				
	Inactive	Wholesaler	Sid Harvey	Sid Harvey Industries	893 PIERCE BUTLER RTE	ST. PAUL	MN	55104	651-646-4843				
	Inactive	Wholesaler	Sid Harvey	Sid Harvey Industries	893 PIERCE BUTLER RTE	ST. PAUL	MN	55104	651-646-4843				
	Inactive	Wholesaler	Sid Harvey	Sid Harvey Industries	893 PIERCE BUTLER RTE	ST. PAUL	MN	55104	651-646-4843				
	Inactive	Wholesaler	Sid Harvey	Sid Harvey Industries	893 PIERCE BUTLER RTE	ST. PAUL	MN	55104	651-646-4843				
	Active	Wholesaler	Trane	Trane Supply	720 Vandalia St.	St. Paul	MN	55114					
	Inactive	Wholesaler	Ace Supply Co Inc	Ace Supply Co Inc		ST.PAUL	MN	55113					
	Active	HVAC Contractor	Schwantes Heating	Schwantes Heating	6080 OREN AVE. N.	STILLWATER	MN	55082	651-439-3331				

Minnesota

2021 Collection Location Summary Report

	Active	HVAC Contractor	Schwantes Heating	Schwantes Heating	6080 OREN AVE. N.	STILLWATER	MN	55082	651-439-3331				
	Inactive	HVAC Contractor	Springborn Heating	Springborn Heating	11350 St. Croix Trail No.	Stillwater	MN	55082	651-439-1519				
M15018	Active	HHW	Heisel Brothers, Inc	Heisel Brothers, Inc	801 6TH AVE N	VIRGINIA	MN	55792	218-741-8381	6/21/2021	0	53	0.3286
	Active	Wholesaler	Range Lp Gas	Range Lp Gas	102 S Hoover Road	Virginia	MN	55792	(218) 741-7393				
	Active	HHW	St. Louis County HHW Program	St. Louis County HHW Program	5345 Regional Landfill Road	Virginia	MN	55792	218-741-8831				
	Active	HHW	Wabasha County Solid Waste &	Wabasha County Solid Waste & R	HIGHWAY DEPT 821 HIAWATHA I	WABASHA	MN	55981	651-565-3366				
	Active	Wholesaler	Express Central	Express Central	401 ASH AVENUE NW	WADENA	MN	56482	218-631-1436				
M12077	Active	HVAC Contractor	S&R Heating, Cooling & Applian	S&R Heating, Cooling & Appliance	4118 Hoffman Road	White Bear Lake	MN	55110	(651) 429-0001	2/19/2021	0	82	0.5208
M12588	Active	HHW	Kandiyohi County Hhw	Kandiyohi County HHW	1400 SW 22ND ST.	WILLMAR	MN	56201	320-231-3587	8/5/2021	0	154	1.1036
	Inactive	Wholesaler	Aireco Supply Inc.	Aireco		WILLMAR	MN	56201					
	Active	HVAC Contractor	Centerpoint Energy	Center Point Energy	1151 LAKELAND DR S.E.	WILLMAR	MN	56201	320-235-2713				
	Active	Wholesaler	Ferguson	Ferguson	2205 TROTT AVENUE S.W.	WILLMAR	MN	56201					
M12580	Active	HHW	Winona County Hhw	Winona County HHW	225 W. 2ND ST.	WINONA	MN	55987	507-457-6462	1/7/2021	0	20	0.1302
	Inactive	HHW	Washington County Hhw	Washington County HHW	4039 Cottage Grove Drive	Woodbury	MN	55129	651-430-6655				
	Prospective	Wholesaler	Zohoplaceholder	Ed's Heating & Air, Inc.	1099 Peltto Path	Woodbury	MN	55129					

Minnesota

2021 Collection Location Bin Receipt

Bin Bar Code	Location Status	Location Type	Account: TRC Account Name	Name	Street	City	State	Zip Code	Contact Phone	Return Date	Number of Loose Switches	Number of Mercury Thermostats	Total Mercury Volume (lbs.)
M21409	Active	HHW	Freeborn County Household Hazardous Waste Management	Freeborn County Household Hazardous Waste Management	2020 Pioneer Trail	ALBERT LEA	MN	56007	507-377-5186	10/29/2021	0	16	0.0992
M13732	Active	HHW	Pope/Douglas Solid Waste Management	Pope Douglas Solid Waste Management	2115 SOUTH JEFFERSON	ALEXANDRIA	MN	56308	320-763-9340	3/18/2021	0	32	0.1984
P10511	Active	HVAC Contractor	Centerpoint Energy	Centerpoint Energy	1102 36th Ave.	Alexandria	MN	56308	(218) 355-0826	9/29/2021	0	12	0.0744
M14122	Active	Wholesaler	United Refrigeration	United Refrigeration	2043 GATEWAY BLVD	ARDEN HILLS	MN	55112	651-636-8861	3/12/2021	0	60	0.4464
M01009	Active	Wholesaler	Refrigeration Heating Inc.	Refrigeration Heating Inc.	8217 Industrial Park Road	Baxter	MN	56425	218-828-7016	1/6/2021	1	125	0.8246
M01010	Active	Wholesaler	Refrigeration Heating Inc.	Refrigeration Heating Inc.	8217 Industrial Park Road	Baxter	MN	56425	218-828-7016	11/16/2021	0	111	0.7812
M01010	Active	Wholesaler	Refrigeration Heating Inc.	Refrigeration Heating Inc.	8217 Industrial Park Road	Baxter	MN	56425	218-828-7016	4/9/2021	0	124	0.93
M01009	Active	Wholesaler	Refrigeration Heating Inc.	Refrigeration Heating Inc.	8217 Industrial Park Road	Baxter	MN	56425	218-828-7016	5/18/2021	0	129	0.8618
M19584	Active	Wholesaler	Ferguson	Ferguson	4221 Cardinal Rd NW	Bemidji	MN	56601	218-751-8060	8/12/2021	486	2	3.0256
M10100	Active	Wholesaler	Harry Alter Co./National Excelsior Mfg. & Supply	Excelsior Mfg. & Supply	8756 W 35W SERVICE DR NE	BLAINE	MN	55449	763-780-8163	3/1/2021	0	45	0.2976
M11817	Active	HHW	Green Lights Recycling, Inc.	Green Lights Recycling, Inc.	10040 Davenport Street NE	Blaine	MN	55449	763-785-0456	3/4/2021	0	108	0.7068
M12590	Active	HHW	Hennepin County Hhw	Hennepin County HHW	1400 W. 96TH STREET	BLOOMINGTON	MN	55431	612-348-3777	10/14/2021	0	86	0.806
M12591	Active	HHW	Hennepin County Hhw	Hennepin County HHW	1400 W. 96TH STREET	BLOOMINGTON	MN	55431	612-348-3777	10/19/2021	0	88	0.62
M12161	Active	Wholesaler	Johnstone Supply	Johnstone Supply	1401 W 94th St.	Bloomington	MN	55431	952-853-9898	2/25/2021	0	56	0.7812
M12036	Active	Wholesaler	Gustave A Larson	Gustave A. Larson Co	9208 James AV South	Bloomington	MN	55431	262-542-0200	3/17/2021	0	62	0.434
M12468	Active	Wholesaler	Minnesota Air Inc.	Minnesota Air Inc.	6901 W. OLD SHAKOPEE RD.	BLOOMINGTON	MN	55438	952 918-8099	3/3/2021	0	72	0.5208
M12161	Active	Wholesaler	Johnstone Supply	Johnstone Supply	1401 W 94th St.	Bloomington	MN	55431	952-853-9898	5/17/2021	0	91	0.6262
M18865	Active	Wholesaler	Johnstone Supply	Johnstone Supply	1401 W 94th St.	Bloomington	MN	55431	952-853-9898	8/11/2021	0	107	0.806
M12139	Active	Wholesaler	Johnstone Supply	Johnstone Supply	1401 W 94th St.	Bloomington	MN	55431	952-853-9898	8/11/2021	0	90	0.6634
M19497	Active	HHW	Crow Wing County Solid Waste De	Crow Wing County Solid Waste De	15728 STATE HIGHWAY 210	BRAINERD	MN	56401	(218) 824-1290	10/14/2021	0	21	0.1302
M20321	Active	HHW	Hennepin County Hhw	Hennepin County HHW	8100 JEFFERSON HWY NO.	BROOKLYN PARK	MN	55445	612-348-3777	12/13/2021	0	87	0.589
M20321	Active	HHW	Hennepin County Hhw	Hennepin County HHW	8100 JEFFERSON HWY NO.	BROOKLYN PARK	MN	55445	612-348-3777	2/8/2021	0	102	0.7192
M12081	Active	HVAC Contractor	Marsh Heating & A/C	Marsh Heating A C	6248 Lakeland Avenue N	Brooklyn Park	MN	55428	(763) 536-0667	3/3/2021	2	91	1.1036
M13734	Active	HHW	Wright County Compost And Recycling	Wright County Compost And Recycling	505 COUNTY RD 37 NE	BUFFALO	MN	55313	320-963-5797	3/24/2021	0	33	0.2108
M21069	Active	HHW	Carver County Environmental Center	Carver County Environmental Center	116 Peavey Circle	Chaska	MN	55318	(952) 361-1842	3/11/2021	0	59	0.434
M01050	Active	HVAC Contractor	Centerpoint Energy	Centerpoint Energy	9320 EVERGREEN BLVD. STE B	COON RAPIDS	MN	55433	612-861-8698	2/22/2021	1	79	0.527
M01002	Active	HVAC Contractor	Centerpoint Energy	Centerpoint Energy	9320 EVERGREEN BLVD. STE B	COON RAPIDS	MN	55433	612-861-8698	4/21/2021	0	112	0.7068
M12618	Active	Wholesaler	Minnesota Air Inc.	Minnesota Air Inc.	5524 LAKELAND AVE N	CRYSTAL	MN	55429	952-918-8105	1/22/2021	0	45	0.6572
M21321	Active	HHW	Becker County Environmental Services	Becker County Environmental Services	24413 County Road 144	DETROIT LAKES	MN	56501	218-846-7200	2/9/2021	1	109	0.8122
M20684	Active	Wholesaler	Gustave A Larson	Gustave A Larson	4001 W. SUPERIOR ST.	DULUTH	MN	55807	800-829-9609	11/15/2021	0	108	0.7688
M17423	Active	Wholesaler	R. E. Michel Co.	R.E. Michel Company, Inc.	17 N. 20th Avenue West	Duluth	MN	55806	218-464-6695	2/25/2021	0	78	0.4836
M14269	Active	Wholesaler	Sid Harvey	Sid Harvey Industries	2023 W. 1ST ST	DULUTH	MN	55806	218-720-6202	3/17/2021	3	56	0.3658
M13728	Active	HHW	Western Lake Superior Sanitary District	Western Lake Superior Sanitary District	2626 COURTLAND ST	DULUTH	MN	55806	(218) 722-0761	7/28/2021	0	102	0.7068
M21581	Active	Wholesaler	Harry Alter Co./National Excelsior	National Excelsior	2995 Lone Oak Circle	Eagan	MN	55121	651-333-3799	11/18/2021	0	2	0.0124
M10445	Active	Wholesaler	Ace Supply Co Inc	Ace Supply Co Inc	7640 Commerce Way	Eden Prairie	MN	55344	952-929-1618	10/7/2021	0	71	0.5518
M10444	Active	Wholesaler	Ace Supply Co Inc	Ace Supply Co Inc	7640 Commerce Way	Eden Prairie	MN	55344	952-929-1618	2/24/2021	1	95	0.651
M20045	Active	Wholesaler	Lennox	Lennox Parts Plus A227	7586 Washington Ave. South	Eden Prairie	MN	55344	612-335-8508	7/12/2021	0	14	0.1054
M12587	Active	HHW	Otter Tail County Hhw	Otter Tail County HHW	1115 NORTH TOWER ROAD	FERGUS FALLS	MN	56537	218-736-2161	6/23/2021	97	28	0.7936
M15552	Active	HVAC Contractor	Centerpoint Energy	Centerpoint Energy	6161 Golden Valley Rd	Golden Valley	MN	55422		1/14/2021	0	116	0.744
M10525	Active	Wholesaler	Johnstone Supply	Johnstone Supply Of Golden Valley	870 DECATUR AVE NORTH	GOLDEN VALLEY	MN	55427		10/13/2021	0	98	0.6572
M01013	Active	HVAC Contractor	Centerpoint Energy	Centerpoint Energy	6161 Golden Valley Rd	Golden Valley	MN	55422		11/22/2021	0	117	0.7502
M10525	Active	Wholesaler	Johnstone Supply	Johnstone Supply Of Golden Valley	870 DECATUR AVE NORTH	GOLDEN VALLEY	MN	55427		2/17/2021	8	101	0.8928
M17428	Active	Wholesaler	R. E. Michel Co.	R.E. Michel Company, Inc.	730 Decatur Avenue North	Golden Valley	MN	55427	763-450-7600	3/17/2021	2	19	0.1922
M10525	Active	Wholesaler	Johnstone Supply	Johnstone Supply Of Golden Valley	870 DECATUR AVE NORTH	GOLDEN VALLEY	MN	55427		5/6/2021	0	110	0.9362
M10525	Active	Wholesaler	Johnstone Supply	Johnstone Supply Of Golden Valley	870 DECATUR AVE NORTH	GOLDEN VALLEY	MN	55427		8/17/2021	0	95	0.6696
M13733	Active	HHW	McLeod County HHW Facility	McLeod County HHW Facility	1065 5TH AVE SE	HUTCHINSON	MN	55350	320-234-4319	6/25/2021	0	57	0.372
M13700	Active	Other	Jr's Advanced Recycler's	Jr's Advanced Recycler's	10619 COURTHOUSE BLVD.	INVER GROVE HEIGHTS	MN	55077	651-454-9215	8/16/2021	0	35	0.2604
M12585	Active	HHW	Scott County Hhw	Scott County HHW	600 COUNTRY TRAIL EAST, (MN H	JORDAN	MN	55352	(952) 496-8366	3/31/2021	0	30	0.279
M20925	Active	HVAC Contractor	Centerpoint Energy	Center Point Energy	2400 N. Riverfront	MANKATO	MN	56001		1/6/2021	0	106	0.7006
M12579	Active	HHW	Blue Earth County, Env't Services	Blue Earth County, Env't Services	204 S. 5TH ST., 2ND FLOOR	MANKATO	MN	56001	507-386-1225	11/19/2021	0	48	0.3224
M12889	Active	Wholesaler	Ferguson	Ferguson Enterprises, Inc.	1321 N. RIVERFRONT DR.	MANKATO	MN	56001	507 388-2916	12/14/2021	0	105	0.6696
M01051	Active	Wholesaler	Sps Companies Inc.	Sps Companies Inc.	1201 N. RIVERFRONT DR.	MANKATO	MN	56001	507-387-5691	3/5/2021	1	106	0.744
M01051	Active	Wholesaler	Sps Companies Inc.	Sps Companies Inc.	1201 N. RIVERFRONT DR.	MANKATO	MN	56001	507-387-5691	9/24/2021	0	83	0.6324
M12076	Inactive	HVAC Contractor	Sedgwick Heating & Air Conditioning	Sedgwick Heating & Air Conditioning	1408 Northland Drive	Mendota Heights	MN	55120	(952) 881-9000	3/4/2021	1	63	0.4774
M12141	Active	HVAC Contractor	Standard Heating & Air Conditioning	Standard Heating & Air Conditioning	130 Plymouth Avenue N	Minneapolis	MN	55411	(612) 824-2656	1/11/2021	0	66	0.4092
M15554	Active	HVAC Contractor	Centerpoint Energy	Centerpoint Energy	501 WEST 61ST ST.	MINNEAPOLIS	MN	55419		12/1/2021	0	91	0.6138
M15554	Active	HVAC Contractor	Centerpoint Energy	Centerpoint Energy	501 WEST 61ST ST.	MINNEAPOLIS	MN	55419		4/5/2021	0	104	0.682
M20037	Active	HHW	Clay County Household Hazardous Waste	Clay County Household Hazardous Waste	2729 Hwy 10 E	Moorhead	MN	56560	218-299-5077	3/3/2021	0	8	0.0496
M10446	Active	Wholesaler	Ace Supply Co Inc	Ace Supply Co Inc	4749 OLD HWY 8, SUITE 100	MOUNDSVIEW	MN	55112	952-929-1618	3/16/2021	3	83	0.7192
M21253	Active	HHW	Chisago County Hhw	Chisago County HHW	39649 Grand Avenue	North Branch	MN	55056	651-213-8920	1/11/2021	0	25	0.155

Minnesota

2021 Collection Location Bin Receipt

M12616	Active	Wholesaler	Minnesota Air Inc.	Minnesota Air Inc.	6866 33RD STREET	OAKDALE	MN	55128	952-918-8058	3/12/2021	0	6	0.0372
M12196	Active	HVAC Contractor	Heating & Cooling Two Inc.	Heating & Cooling Two Inc.	18550 County Road 81	Osseo	MN	55369	(763) 428-3677	12/14/2021	0	15	0.093
P10150	Active	Wholesaler	First Supply Company	First Supply Company	151 PARK DR	Owatonna	MN	55060	507-287-0202	2/18/2021	0	2	0.0124
M16882	Active	HHW	Mercury Technologies Of Minne	Mercury Technologies Of Minneco	1110 HOLSTIEN DRIVE NE	PINE CITY	MN	55063	800-864-3821	9/20/2021	0	66	0.5518
M19450	Active	Wholesaler	Ferguson	Ferguson	10205 10th Ave N	Plymouth	MN	55441	(763) 797-7100	3/12/2021	0	101	0.651
M17282	Active	Wholesaler	Auer Steel & Heating Supply	Auer Steel & Heating Supply	865 Xenium Lane North	Plymouth	MN	55441	763-450-9238	3/29/2021	2	80	0.8246
M10500	Active	Wholesaler	Auer Steel & Heating Supply	Auer Steel & Heating Supply	865 Xenium Lane North	Plymouth	MN	55441	763-450-9238	3/29/2021	7	114	0.8804
M19297	Active	Wholesaler	Harry Alter Co./National Excelsi	National Excelsior Company	800 Berkshire Lane N	PLYMOUTH	MN	55441	763-553-1722	3/5/2021	0	4	0.0372
M17784	Active	Wholesaler	Johnson Controls	York Upg	1005 Berkshire Lane North	Plymouth	MN	55441	(763) 567-3948	7/12/2021	0	34	0.3162
M18612	Active	Wholesaler	Gustave A Larson	Gustave A. Larson	2530 Schuster Ln. NW	Rochester	MN	55901	(507) 281-0272	12/27/2021	0	91	0.651
M12074	Active	Wholesaler	Johnstone Supply	Johnstone Supply	1929 7th St NW	Rochester	MN	55901	507-780-1600	4/12/2021	0	77	0.4898
M12184	Active	Wholesaler	Johnstone Supply	Johnstone Supply	1929 7th St NW	Rochester	MN	55901	507-780-1600	5/18/2021	0	89	0.6014
M14316	Active	Wholesaler	Johnstone Supply	Johnstone Supply	1929 7th St NW	Rochester	MN	55901	507-780-1600	5/18/2021	0	64	0.4774
M14325	Active	Wholesaler	Johnstone Supply	Johnstone Supply	1929 7th St NW	Rochester	MN	55901	507-780-1600	5/20/2021	0	62	0.4836
M12073	Active	Wholesaler	Johnstone Supply	Johnstone Supply	1929 7th St NW	Rochester	MN	55901	507-780-1600	8/11/2021	0	94	0.6138
M14869	Active	Wholesaler	Johnstone Supply	Johnstone Supply	1929 7th St NW	Rochester	MN	55901	507-780-1600	8/17/2021	0	86	0.5766
M12581	Active	HHW	Olmsted Hw	Olmsted Hw	305 SILVER CREEK ROAD N.E.	ROCHESTER	MN	55901	(507) 328-7078	9/30/2021	0	103	0.775
M12315	Active	Wholesaler	Allied Supply Co., Inc.	Allied Supply	2250 Terminal Road	Roseville	MN	55113	612-378-7500	6/21/2021	0	29	0.1798
M14121	Active	Wholesaler	United Refrigeration	United Refrigeration	900 VANDALIA ST	SAINT PAUL	MN	55114	651-646-7461	2/18/2021	0	2	0.0186
M15108	Active	HVAC Contractor	Center For Energy And Environn	Center For Energy And Environme	1754 University Avenue West	Saint Paul	MN	55104	(651) 789-5718	2/8/2021	1	161	1.0106
M16878	Active	HVAC Contractor	Center For Energy And Environn	Center For Energy And Environme	1754 University Avenue West	Saint Paul	MN	55104	(651) 789-5718	8/25/2021	0	146	1.0602
M20221	Active	Wholesaler	Johnstone Supply	Johnstone Supply	3730 Quail Road NE	Sauk Rapids	MN	56379		1/18/2021	2	120	0.8184
M20221	Active	Wholesaler	Johnstone Supply	Johnstone Supply	3730 Quail Road NE	Sauk Rapids	MN	56379		5/18/2021	0	125	0.8928
M20221	Active	Wholesaler	Johnstone Supply	Johnstone Supply	3730 Quail Road NE	Sauk Rapids	MN	56379		7/6/2021	0	154	1.0168
M10258	Active	Wholesaler	Gustave A Larson	Gustave A. Larson Co	525 APOLLO AVE. N.E. SUITE 1	ST CLOUD	MN	56304	320-654-9874	1/27/2021	0	128	0.9548
M21288	Active	Wholesaler	Goodin Company	Goodin Company Whs 5	5205 FOUNDRY CIRCLE	ST CLOUD	MN	56303	612-259-6086	2/23/2021	0	164	1.0788
M10258	Active	Wholesaler	Gustave A Larson	Gustave A. Larson Co	525 APOLLO AVE. N.E. SUITE 1	ST CLOUD	MN	56304	320-654-9874	4/22/2021	0	123	0.837
M11515	Active	Wholesaler	S P S Companies, Inc.	S P S Companies, Inc.	725 CRESCENT STREET N. E.	ST CLOUD	MN	56304		7/14/2021	0	2	0.0124
M10336	Active	Wholesaler	Minvalco	Minvalco	3340 GORHAM AVE	ST LOUIS PARK	MN	55426	(952) 920-0131	2/11/2021	2	53	0.9114
M11338	Active	Wholesaler	Johnstone Supply	Johnstone Supply Co	2550 WABASH AVENUE	ST PAUL	MN	55114	651-641-0602	1/27/2021	0	62	0.5332
M12578	Active	HVAC Contractor	Bay West Inc	Bay West Inc	5 Empire Drive	ST PAUL	MN	55103	651-291-0456	10/14/2021	0	89	0.5766
M12145	Active	HVAC Contractor	Bay West Inc	Bay West Inc	5 Empire Drive	ST PAUL	MN	55103	651-291-0456	10/29/2021	0	40	0.5828
M12143	Active	HVAC Contractor	Bay West Inc	Bay West Inc	5 Empire Drive	ST PAUL	MN	55103	651-291-0456	12/14/2021	0	48	0.4154
M11990	Active	Wholesaler	Goodin Company	Goodin Company	285 COMO AVE	ST PAUL	MN	55103	(651) 489-8831	3/10/2021	0	28	0.3348
M12145	Active	HVAC Contractor	Bay West Inc	Bay West Inc	5 Empire Drive	ST PAUL	MN	55103	651-291-0456	3/24/2021	4	79	0.6076
M17270	Active	HHW	Dakota County Recycling Zone	Dakota County Recycling Zone	3365 Dodd Road	St Paul	MN	55121	651-905-4520	4/12/2021	0	103	0.682
M11338	Active	Wholesaler	Johnstone Supply	Johnstone Supply Co	2550 WABASH AVENUE	ST PAUL	MN	55114	651-641-0602	4/15/2021	0	62	0.496
M12143	Active	HVAC Contractor	Bay West Inc	Bay West Inc	5 Empire Drive	ST PAUL	MN	55103	651-291-0456	5/13/2021	0	75	0.7254
M12145	Active	HVAC Contractor	Bay West Inc	Bay West Inc	5 Empire Drive	ST PAUL	MN	55103	651-291-0456	6/14/2021	0	80	0.6696
M17270	Active	HHW	Dakota County Recycling Zone	Dakota County Recycling Zone	3365 Dodd Road	St Paul	MN	55121	651-905-4520	7/9/2021	0	107	0.7192
P10603	Active	Wholesaler	Trane	Trane Supply	720 Vandalia St.	St. Paul	MN	55114		7/22/2021	5	1	0.0372
M15018	Active	HHW	Heisel Brothers, Inc	Heisel Brothers, Inc	801 6TH AVE N	VIRGINIA	MN	55792	218-741-8381	6/21/2021	0	53	0.3286
M12077	Active	HVAC Contractor	S&R Heating, Cooling & Applian	S&R Heating, Cooling & Appliance	4118 Hoffman Road	White Bear Lake	MN	55110	(651) 429-0001	2/19/2021	0	82	0.5208
M12588	Active	HHW	Kandiyohi County Hhw	Kandiyohi County HHW	1400 SW 22ND ST.	WILLMAR	MN	56201	320-231-3587	8/5/2021	0	154	1.1036
M12580	Active	HHW	Winona County Hhw	Winona County HHW	225 W. 2ND ST.	WINONA	MN	55987	507-457-6462	1/7/2021	0	20	0.1302