

2021 ANNUAL REPORT

CONNECTICUT


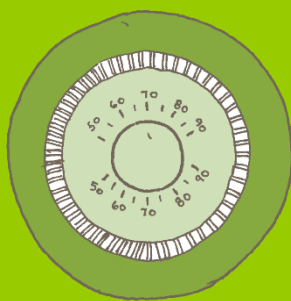


TABLE OF CONTENTS

| | |
|--|----|
| Thermostat Recycling Corporation Governance (at close of 2021) | 3 |
| Thermostat Recycling Corporation Board Members | 3 |
| Thermostat Recycling Corporation Dues Paying Members | 3 |
| Thermostat Recycling Corporation Staff | 3 |
| LETTER FROM THE EXECUTIVE DIRECTOR | 4 |
| CONNECTICUT | 5 |
| 2021 Collections by Brand | 6 |
| 2021 Summary of the Program Expenses | 9 |
| 2021 Education and Outreach | 10 |
| 2022 Program Modifications | 26 |
| Contact Information | 27 |
| Appendices | 28 |

THERMOSTAT RECYCLING CORPORATION GOVERNANCE (AT CLOSE OF 2021)

Thermostat Recycling Corporation Board Members

Arnie Meyer (Chairman)

Resideo / Honeywell Home (f/k/a Honeywell)

Charles Ketterer (Vice-Chairman)

Emerson Technologies (White Rodgers)

Bob Johnson (Treasurer)

Lennox Industries

Loretta Damron (Secretary)

STLPC Corporation (f/k/a Lux Products Corporation)

Thermostat Recycling Corporation Dues Paying Members

| | | |
|-------------------------|---------------------------|---|
| Bard Manufacturing | Burnham Holdings | Carrier Corporation |
| ecobee Inc. | Empire Comfort Systems | General Electric |
| ITT | Lennox International Inc. | Nest Labs |
| Nortek Global HVAC, LLC | Rheem Manufacturing | Johnson Controls Inc. |
| TPI Corporation | Trane Residential Systems | White-Rodgers (Emerson) |
| | W.W. Grainger | Chromalox |
| Climate Master, Inc. | Crane Company | Goodman Global |
| Honeywell Home | Hunter Fan Company | STLPC Corporation (f/k/a Lux Products Corporation) |
| Marley-Wylain Company | McQuay International | Schneider Electric (Invensys) |
| Dwyer Instruments | Taco Comfort Solutions | Uponor |

Thermostat Recycling Corporation Staff

Ralph Vasami

Executive Director

Danielle Myers

Operations and Compliance Manager

LETTER FROM THE EXECUTIVE DIRECTOR

As anticipated, TRC experienced a modest increase in national collections in 2021. While the COVID-19 pandemic continued, most businesses returned to some sense of normal, including TRC. Our outreach activities were able to be utilized to the full extent. The program continues to work in new and interesting ways to keep collecting mercury-containing thermostats and responsibly recycling every mercury thermostat collected every time. While 2021 collections were up 5% over 2020, it is important to remember that TRC collects and recycles a product that has not been sold in the marketplace since 2007; and as there is a decreasing number of mercury-containing thermostats in use, our collections will continue to decline.

In 2022, TRC will continue to target mercury thermostat collections and work with our partners in the HVAC industry, the waste sector, the energy sector and the regulatory community to achieve positive results. For a program such as TRC's to be successful year after year, we require support from our industry members, collection partners, marketers, allied industries, regulatory agencies and staff. These strategic partnerships allow TRC's effectiveness to grow as it continues to move forward successfully in the collection and proper disposal of mercury-containing thermostats.

We are happy to provide you with this year's annual report. Please do not hesitate to contact us with comments or questions.



A handwritten signature in black ink, appearing to read 'Ralph Vasami', with a stylized flourish at the end.

Ralph Vasami

Executive Director

CONNECTICUT

2021 Collections by Brand

In Connecticut, Thermostat Recycling Corporation (TRC) recovered the equivalent of 3,243 mercury thermostats from 2,713 whole mercury thermostats plus 653 mercury switches removed from thermostats. A total of 24.8 pounds of mercury was diverted from solid waste. *Please note the explanation of the converted thermostats or thermostat equivalents below.¹ An example of the mercury ampoule is shown below.



As required by the state statute, a table of thermostat brand holders with their corresponding thermostats, the number of switches and the pounds of mercury recycled is below. It is important to note that there remain non-members whose thermostats the TRC collection program recycles. They are listed in the table as “Non-Member Brands”.

¹ A mercury thermostat contains a variable amount of mercury ampoules or “switches” attached to the subbase of the thermostat. These glass ampoules often are collected in the recycling container without the intact thermostat attached to them. TRC collects and counts these loose ampoules and recycles them. To derive the converted thermostat or thermostat equivalent, the program takes the following calculations to develop the converted thermostat or thermostat equivalent. First, TRC will count the total whole (intact) thermostats collected in the recycling bins. From these units, there is an intact ampoules count. TRC then takes the intact ampoules divided by the whole (intact) thermostats or otherwise known as the conversion ratio. After the conversion ratio is calculated, TRC will multiply the loose mercury switches by the conversion ratio. Lastly, we add this result to the whole (intact) thermostats to produce the converted thermostats or thermostat equivalents.

| Brand Holder | Thermostats | Count Switches | Pounds Mercury |
|--|-------------|----------------|----------------|
| Bard Manufacturing Corporation | - | - | - |
| Burnham Holdings, Inc | - | - | - |
| Carrier Corporation | - | - | - |
| Chromalox | - | - | - |
| Climate Master, Inc. | - | - | - |
| Crane Company | - | - | - |
| Daikin Applied | - | - | - |
| Dwyer Instruments | - | - | - |
| ecobee | - | - | - |
| Emerson Electric Corporation/White Rodgers | 130 | 137 | 0.8494 |
| Empire Comfort Systems | - | - | - |
| General Electric Corporation | 11 | 25 | 0.1550 |
| Goodman Global | 3 | 6 | 0.0372 |
| Honeywell Home | 2,493 | 3,056 | 18.9472 |
| Hunter Fan Company | - | - | - |
| ITT Corporation | - | - | - |
| Lennox International Inc. | 18 | 36 | 0.2232 |
| Marley-Wylain Company | - | - | - |
| Nest | - | - | - |
| Nortek Global HVAC | 1 | 2 | 0.0124 |
| Rheem Manufacturing Company | - | - | - |
| Schneider Electric (Invensys Controls) | 8 | 8 | 0.0496 |
| STLPC Corporation (f/k/a Lux Products Corporation) | 6 | 6 | 0.0372 |
| Taco Comfort Solutions | - | - | - |

| | | | |
|--|--------------|--------------|----------------|
| TPI Corporation | - | - | - |
| Trane Residential Systems | 18 | 39 | 0.2418 |
| Uponor, Inc. | - | - | - |
| Vaillant Corporation | - | - | - |
| W. W. Grainger | - | - | - |
| York/Johnson Controls | - | - | - |
| Non-Member Brands | | | |
| American Stabilis | 25 | 25 | 0.1550 |
| NOM (Manufacturer not identifiable) | | | |
| Loose Switches | - | 653 | 4.0486 |
| Total | 2,713 | 3,993 | 24.7566 |

2021 Summary of the Program Expenses

Below is a summary of program expenses for the Connecticut collection program in 2021. 2021 program expenses (reported in the annual report) are unaudited and are for management purposes only. Prior to submittal of this annual report, the expenses were reviewed by Kellen Company.

| Program Component | 2020 | 2021 | Difference |
|---|---------------------|---------------------|--------------------|
| Direct Expense for Marketing & Outreach | \$ 4,455.00 | \$ 7,446.08 | \$ 2,991.08 |
| Incentive/Promotional Payments | | | \$ - |
| Legal | | | \$ - |
| New Collection Containers | | | \$ - |
| Recycling Costs | \$ 8,763.16 | \$ 11,600.70 | \$ 2,837.54 |
| Travel | | | \$ - |
| TRC Staff & Administration | \$ 17,085.00 | \$ 17,397.83 | \$ 312.83 |
| Total Expenses | \$ 30,303.16 | \$ 36,444.61 | \$ 6,141.45 |

2021 Education and Outreach

Direct Marketing (Email, Mail, Other Communications)

Current Collection Locations

Small Pails and Green Bins

In 2021, TRC shipped 47 small pails to collection points around the country. We also shipped 236 new green bins. In comparison, the program shipped 159 new green bins in 2020 and 25 small pails². Collection locations either requested the new pail when they signed up to participate in the program or chose to switch out their bin with a pail due to decreased collections. The large green bins which have been the staple of the program continued to be replenished as they were returned for processing. Because the containers are reused and bar coded, we anticipate that the request for new containers will decrease as the program continues.

- Of the totals provided, TRC shipped zero new small pails and two new large bins in the state.

Collection Location Outbound Phone Calls

Our outbound phone calls have been branded internally as the “Miss You Call” process. These calls promote collection container returns and serve as a reminder to locations that have not returned any thermostats. TRC allocates these “miss you calls” to collection sites that have not returned a container in over a year. These calls serve as a friendly customer service check to see if any of the program materials need to be replenished or if missing containers need to be replaced. In total, the program called 3,113 current collection locations in 2021, compared to 4,175 in 2020. The decline in the number of calls completed is a positive sign that more locations were returning a bin without being prompted in 2021, and therefore did not require a “Miss You Call”.

- Completed 146 calls to encourage shipping the recycling container compared to 220 a year prior. A copy of the locations called can be found in the Appendix.

² New bin orders coincide with accounts that open new stores, move or lose their existing containers.

Collection Location Postcards

Postcards are sent to all locations that have not returned a container in the past year. These postcards serve as a reminder to locations and assists with updating addresses in the database. In 2021, TRC mailed 15,626 postcards.

- Mailed 448 reminder postcards compared to 422 a year prior.



Collection Location Emails

TRC emailed locations three weeks after receiving a postcard to encourage them to directly ship the recycling container. These emails contain step-by-step instructions for shipping and direct contact information for missing shipping labels or further questions. In 2021, TRC emailed 5,405 locations.

- Emailed 86 collection locations three weeks after receiving the reminder postcard to ship their container.



If your container is empty, you have already contacted us, or you recently shipped it please disregard this email.

It may be time to send in your TRC recycling container!



As one of our collection partners, the Thermostat Recycling Corporation (TRC) is reaching out to keep you compliant with the laws relating to mercury thermostat collection and recycling.

According to our records, it's time for us to retrieve your green recycling bin or small pail for processing. Under universal waste processing rules, we need your container once a year or when it's full.

If you're having a tough time filling it, let us know! We'll be happy to send you free materials to promote your participation in our program.

Please follow the instructions below if you have one or more thermostats in your container.

Collection Location Site Visits

Throughout the year, 1,648 site visits were completed in numerous states. The purpose of site visits is to inform the location of the requirements of participation, what specifically the statute requires of them, shipment of the recycling container, and to answer any questions they may have. Often, valuable information is gathered during the site visit which is used to enhance TRC's outreach and update the database with current contact details. With the pandemic, TRC refrained from visiting locations in-person for a few months. For locations scheduled to receive a visit in March and April we "virtually visited" those locations via phone or meeting, rather than cancelling the visit altogether. In May 2021, TRC resumed in-person site visits for the remainder of the year.

- Visited 35 collection locations compared to 33 in 2020. A copy of the sites visited can be found in the Appendix.

HVAC Industry

The HVAC industry is arguably still the best, most productive and most engaged channel for recycling mercury containing thermostats. We consider this industry to be the manufacturers, wholesale distributors, and contractors which are intimately involved with the recovery of mercury thermostats.

TRC took the following actions:

- TRC was spotlighted in HVAC Refrigeration Daily, a print magazine distributed at the International Air-Conditioning, Heating, Refrigerating Expo.
- Continued the “Banish Mercury Off the Planet” (BMOP) Competition encouraging all HARDI wholesalers to compete through collections. Included direct marketing to 2,756 HARDI HVAC members.
 - The annual competition recovered 239 pounds of mercury from 70 HVAC wholesalers. More than 380 branch locations returned collection bins during the contest period.



Building/Facility Management Industry

In 2021, TRC engaged with the buildings and facility management sector, specifically targeting facility managers and building owners responsible for the operation of commercial and public buildings. This audience includes professionals in business development and management firms, office, education, healthcare, retail, hospitality, and government facilities management. These individuals handle the development, construction, modernization and management of buildings.

- TRC was featured on an episode of the Buildings Podcast in May of 2021 titled, Are You Recycling Your Thermostats?
- Featured in Buildings Buzz eNewsletter in June



Property Management Industry

This year, TRC was able to partner with Progress Residential, one of the largest providers of single-family rental homes in the United States, with over 66,000 homes in 29 of the nation's fastest growing metro areas. The property management company is in the process of retrofitting hundreds of homes' thermostats, and we have provided free recycling containers for their use to recycle the mercury thermostats they are replacing.



Waste Related Sector and Household Hazardous Waste (HHW) Industry

The waste-related sector remains an important sector for TRC to target individuals and those residents performing DIY thermostat installations. These attempts were to gain new collection locations, form better relationships with the audience and raise overall awareness of the TRC program. As a result of these learnings, TRC took the following actions:

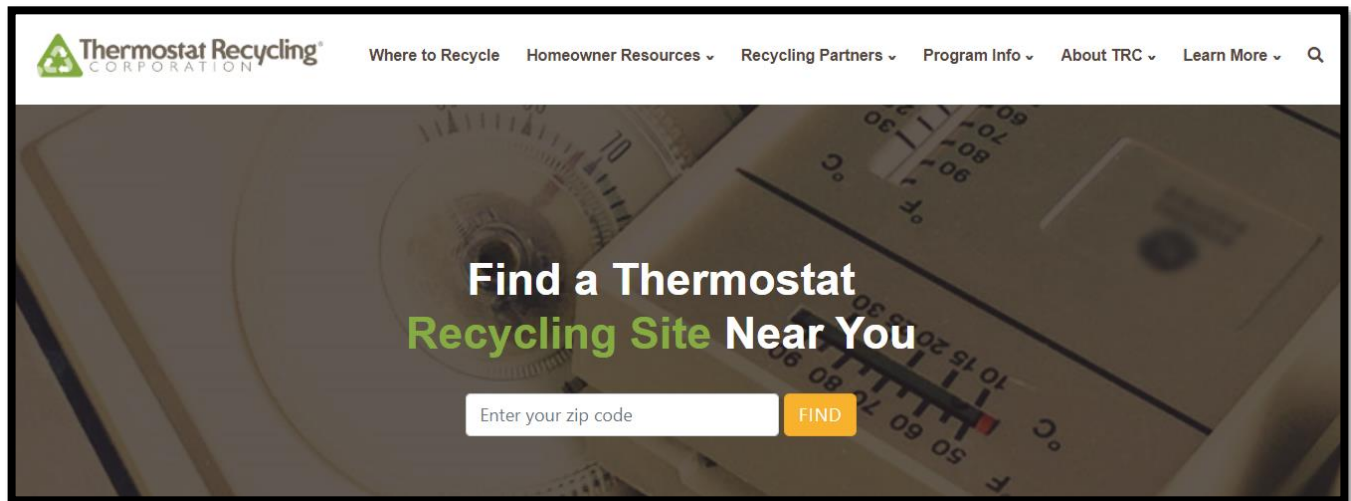
- Scoured google alerts for HHW events to target phone call or email outreach to encourage them to use the program. Sent 11 emails to facilities, offering a free container.

Advertising and Awareness

Website

In 2021, TRC continued to provide information regarding pandemic protocols. While most collection locations remained open, certain operations were most likely adjusted to accommodate for social distancing. Therefore, we recommended all recyclers should contact the collection location beforehand.

In the spring of 2021, TRC launched a redesigned website that enhances mobile accessibility and better navigation for website users. New features include a homepage displaying the latest news and blogs and a google map feature for users looking to recycle their mercury thermostat.



Our location results are populated by active locations who have returned a recycling bin to us within the past 14 months.

CORONAVIRUS UPDATE - Many participating locations have modified operations to protect front-line workers. Service may be suspended or curtailed. Please call in advance.

We found 15 drop off locations near 17758

26.41 Miles

Epsco

7612 Columbia Blvd
BERWICK, PA 18603

Wholesaler

570 752 9044

[View on Google Maps](#)

26.6 Miles

Apr Supply Company

1000 E. Seventh Street
Bloomsburg, PA 17815

Wholesaler

570-784-3263

[View on Google Maps](#)

26.76 Miles

Us Supply

18 Industrial Drive
Bloomsburg, PA 17815

Wholesaler

(570) 389-9690

[View on Google Maps](#)

Earned Media

| MONTH | MEDIUM | EARNED MEDIA |
|---------|---------|--|
| May | Podcast | Buildings Podcast- Are You Recycling Your Thermostats? |
| October | Radio | ACHR The News: October 24 is Recycle Your Mercury Thermostat Day |

Press Releases

| MONTH | RELEASE |
|---------|---|
| January | Thermostat Recycling Corp.'s Mercury-Containing Thermostat Collection Down 35% |
| January | Robert Johnson, Environmental Leader, Rejoins Thermostat Recycling Corp. Board of Directors |
| April | Thermostat Recycling Corp. Launches Redesigned Website |

| | |
|-----------|--|
| May | Banish Mercury Off the Planet (Launch) |
| July | Johnstone Supply Leads TRC's Banish Mercury Off the Planet Contest |
| September | Johnstone Supply [Still] Leads TRC's Banish Mercury Off the Planet Contest |
| October | Oct. 24 is Recycle Your Mercury Thermostat Day |
| December | Johnstone Supply, Famous Supply and Geary Pacific Earn Banish Mercury Off the Planet 2021 Awards |

Blogs

| MONTH | BLOG |
|-----------|---|
| January | The Anticipation of 2021 |
| February | Do You Sense Change in the Air? |
| March | My Frequently Asked Questions |
| March | The Website is a Changing |
| April | The TRC's Role in Environmental Justice |
| June | Why the TRC Partnership Works for Everyone |
| July | That's a Very "Cool" House You're Buying |
| July | I Heard You on the Podcast |
| August | What Makes for a Great Thermostat Day? |
| September | Recycling Myths: Separating Facts From Fiction |
| November | It's HARDI Conference Time (Finally) |
| November | California Agrees to a Sunset Provision for the Mercury Thermostat Collection Act |
| December | A Hearty HARDI Returns to the Conference 'Table' |

Print Advertising

ACHR News

Field Served: All branches of the air conditioning, heating and refrigeration industry (residential, commercial, and industrial) including contractors, dealers, distributors, wholesalers, manufacturers, consulting engineers and architects, public utilities, government agencies and associations, exporters and importers, industrial and commercial buyers and users, libraries, schools, students and others allied to the field.

- Advertisement Specs: 2/3 page, 4c
- Circulation: 26,490 (National)
 - Connecticut: 334
- Issues
 - March 2021
 - May 2021
 - June 2021
 - August 2021
 - September 2021
 - November 2021

Buildings Magazine

Field Served: Building owners and facilities management professionals in business development and management firms, office, education, healthcare, retail, hospitality, and government. Professionals involved in the development, construction, modernization, and management of buildings.

- Advertisement Specs: Full Page, 4c
- Circulation: 146,458 (National)
 - Connecticut: 2,344
- Issues
 - February 2021
 - October 2021

HVACR Business

Field served: commercial, residential and industrial contractors and distributors in the heating, cooling, ventilation and refrigeration industries

- Advertisement Specs: 1/2 page, 4c
- Circulation: 31,500 (National)
 - New England: 1,565
 - Middle Atlantic: 4,017
 - East No. Central: 5,638
 - West No. Central: 2,959
 - South Atlantic: 6,712
 - East So. Central: 1,771
 - West So. Central: 3,475
 - Mountain: 1,895
 - Pacific: 3,349
- Issues
 - January 2021
 - September 2021

Facility Management Journal Magazine


Field Served: Facilities management professionals involved in the development, construction, modernization and management of buildings.




- Advertisement Specs: 1/3 page, 4c
- Circulation: 26,665 (National)
- Issues
 - November/December 2021

Advertisement Samples

**RECYCLE EVERY
MERCURY
THERMOSTAT
EVERY TIME.**

The image shows a white thermostat dial with a globe of the Earth as the needle. The dial is set against a background of a blue sky with clouds and a green field. The globe shows North and South America.

 **Thermostat Recycling[®]**
CORPORATION

   thermostat-recycle.org

2021
bmop
BANISH MERCURY OFF THE PLANET

Calling all TRC/HARDI Wholesale Members.
The 10th annual BMOP competition is going on now!

Return your filled recycling containers
by October 31 to compete.

Learn more at thermostat-recycle.org/bmop

 **Thermostat Recycling[®]**
CORPORATION

The bottom of the advertisement features a stylized illustration of a green globe with various green icons representing sustainable energy and urban development, including solar panels, wind turbines, houses, and factories, set against a blue sky background.



Search Engine Marketing (SEM)

Search Engine Marketing (also SEM or pay per click—PPC) is the process of buying a paid position on the search engine results page. TRC refined its strategy for SEM in 2020 and continued to work along that strategy in 2021.

While most KPIs decreased, the click-through-rate increased, complemented by a negligible increase in average cost-per-click. Along with fewer clicks, however, came fewer conversions. In 2022, SEM will be adjusted to ensure an expanded budget compared to other placements, as historically, this touchpoint has been very successful.

The main focus of TRC's SEM strategy is conversions, which are counted when someone navigates to the Find a Thermostat Collection Site page on the TRC website. In this area in 2021, there was a decline across the board in the number of conversions, the cost per conversion and the conversion rate, following an exponential increase in 2020. Extra attention will be paid to the new states introduced into the mix last year to ensure those ads are optimized for best performance.

In summary, more people were engaged with our ads in 2021 than in 2020, but those people converted less frequently compared to the previous period.

| | | | |
|---|---|---|---|
| Clicks ▼ 15K ↓ 8.53K | Impressions ▼ 390K ↓ 545K | CTR ▼ 3.86% ↑ 1.34% | Avg. CPC ▼ \$2.00 ↑ \$0.01 |
| Conversions ▼ 709.00 ↓ 3.03K | Cost / conv. ▼ \$42.53 ↑ \$29.96 | Conv. rate ▼ 4.71% ↑ 9.54% | Search impr. share ▼ 12.62% ↓ 10.85% |

Search Engine Optimization (SEO)

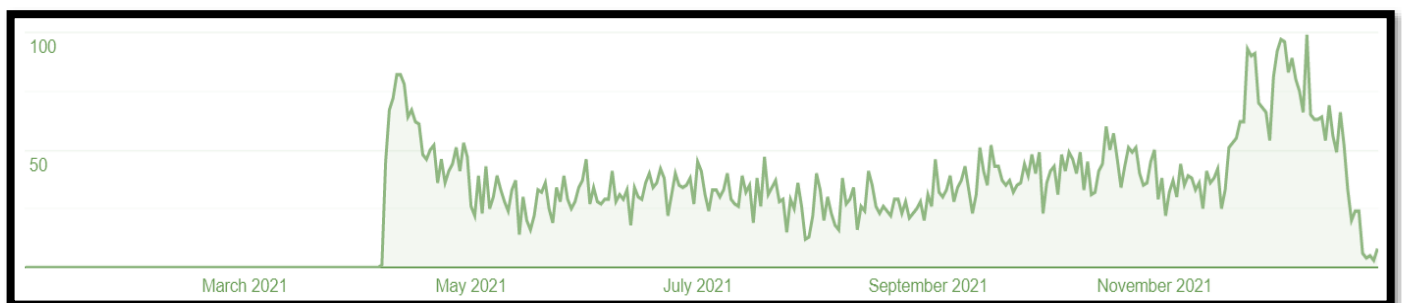
Search Engine Optimization (SEO) is the process whereby a website is optimized through original content and on-site coding tactics to increase its chances of appearing near the top of “organic searches.” An organic search is one that appears “naturally” in a search engine like Google or Bing. In other words, an organic listing is not ranked through paid search.

Organic traffic to a website typically brings visitors who stay longer, and visit more pages, on average.

Two key measures were identified as a baseline for growth. They are:

- Clicks from organic search
- Page-one organic terms

In 2021, organic search traffic yielded 9,746 clicks to the TRC website. By comparison, there were 7,460 clicks from organic search over the same time period in 2020.



This data was provided by *Google Analytics Reporting*.

2021 Trade Shows, Conferences, and Presentations

| Date | Show | Location |
|-----------------|-------------------------|-----------------|
| October | | |
| 18-19 | MRRA Conference | Rockport, ME |
| December | | |
| 4-7 | HARDI Annual Conference | Palm Desert, CA |

2022 Program Modifications

Thermostat Recycling Corporation's 2022 Goals

TRC continues to set high-level annual goals for the organization. These goals assist in decision making and prioritization of activities. For the calendar year 2022, TRC plans to focus on:

- Continuing to fulfill state statutory requirements, agreements, and other arrangements for regulatory compliance.
- Targeting mercury thermostat collections from utility programs. Maintain the HVAC industry collections. Other key audiences vary by state and requirements.
- Focusing on education and awareness tactics geared toward homeowners and HVAC industry professionals.

Thermostat Recycling Corporation's Planned Tasks

In addition to the above goals, TRC set specific tasks which we plan to focus on. Completion of these tasks aid in the overall organization's goals.

- Attend and integrate learnings from other EPR products after the biannual Product Stewardship meetings.
- Roll-out public releases throughout the year.
- Continue the program's operational activities such as outbound phone calls, mailing reminder postcards, and visiting sites. Use collection data trends to target these initiatives.
- Attend trade shows and conferences, when applicable. Look for speaking opportunities at attended events.
- Review Google AdWords funding and reallocate funds to other platforms where it makes sense.



2021 CONNECTICUT ANNUAL REPORT

Thermostat Recycling Corporation Headquarters
355 Lexington Avenue – 15th Floor | New York, NY 10017

1-888-266-0550

www.thermostat-recycle.org

Questions about this annual report?

Contact:

Ralph Vasami, Executive Director

(P) 914.523.1558

(E) ralph.vasami@thermostat-recycle.org

All state specific annual reports are posted on our website at the following weblink:

<https://thermostat-recycle.org/program-info/state-reports/>

Recycle every mercury thermostat, every time.

APPENDICES

Third Party Review of Program Effectiveness

How Mercury Thermostat Waste is Handled

Tax Return 990

2021 Miss You Calls

2021 Site Visits

2021 Collection Location Summary Report

2021 Collection Location Bin Receipt

2021 Collection Location Container Requests

PROGRAM PERFORMANCE REPORT & ASSESSMENT

2021 CT MERCURY THERMOSTAT COLLECTION AND RECYCLING

March 2022

Thermostat Recycling Corporation's Collection Program in Connecticut

Mercury in the environment can have many deleterious effects when it enters waterway systems, causing genetic and developmental issues in wildlife, and immune and nervous system damage in humans. Products such as thermostats hold a relatively small quantity of metallic mercury encapsulated in a glass bulb, and if the enclosure is compromised, the contents may be released into the environment where microbes can convert this mercury into highly toxic organometallic compounds such as methyl mercury posing a threat to the environment. While the predominant sources of mercury include coal-burning power plants and gold mining, mercury pollution can also be attributed to improper disposal of mercury-containing commercial and consumer products including thermometers, switches, certain types of light bulbs - including fluorescents - and older-generation thermostats.

In response to this concern, major thermostat manufacturers created and funded the Thermostat Recycling Corporation (TRC) in 1998, and the organization now has takeback participants in 48 states, including 17 state programs that have imposed regulations on the sale and / or disposal of these thermostats. The Thermostat Recycling Corporation works on behalf of thermostat manufacturers to provide sufficient and convenient return channels for older mercury-containing thermostats to prevent these products from ending up in disposal facilities such as landfills and incinerators. In addition, many states have implemented sales restrictions, disposal bans and product stewardship statutes for products containing mercury to prevent mercury from entering the environment. Connecticut has recently joined a growing list of states that require thermostat manufacturers to ensure a disposal alternative for thermostats through implementation of a convenient take-back program.

The goal of this report is to provide for the Connecticut Department of Energy and Environmental Protection an evaluation of the TRC's effectiveness in meeting the goals and requirements of the take-back program it conducts in Connecticut under Connecticut Public

Act No. 12-54. Included in this report is a summary of the program's current operations, including its access to return channels and the characteristics of those channels, and how they are marketed and publicized. Resource Recycling Systems (RRS) has prepared this report as an independent third party to quantify and assess the effectiveness of the TRC program in meeting its obligations to provide a convenient return channel for diverting and capturing thermostats removed from service.

Methodology

Bin and thermostat receipts from 2021 were used to determine the collection performance of the TRC collection program in Connecticut, and this data was used in conjunction with historical program performance data including bin and thermostat submission data across Connecticut and all other states where TRC has operated collection programs. The calculation of program results based on this data was analyzed both for technical accuracy as well as for measuring program performance.

Connecticut Program Performance

The Thermostat Recycling Corporation (TRC) is a non-profit stewardship organization that facilitates and manages the collection and proper disposal of mercury-containing thermostats. TRC is supported by 29 manufacturers and provides a network of collection sites around the United States with the aim of keeping mercury out of the waste stream and protecting the environment. The following analytical report details the annual program performance for mercury thermostat collection in the state of Connecticut (CT) in 2021. A few of the program highlights for 2021 are included below:

- In 2021, the program **collected 24.8 lb of mercury** in Connecticut. Since 2008, mercury collected in the state has increased by an annual average of 19% per year. During the same period, the total mercury collected in the nation increased by an average of 0.1% per year.
- The program collected **2,713 whole thermostats in 2021**, 70% more than the number collected in 2013 at the original implementation of Connecticut Public Act No. 12-54. The number of thermostats collected annually in CT has increased by an annual average of 17% since 2008.
- The number of **whole thermostats collected per bin in 2021 on average was 45 thermostats**, greater than the 40 thermostats/bin collected in 2020 and higher than the national average of 37 thermostats/bin.
- Counties returning the most bins and thermostats in 2021 were **Hartford (22 bins, 1,471 thermostats)**, followed by **New London (5 bins, 429 thermostats)**, **New Haven (13 bins, 422 thermostats)** and **Fairfield (8 bins, 163 thermostats)**.
- In 2021, **16% of the partner locations returned at least one bin**, a participation nearly equal to the national average of 17%.
- In 2021, a total of **35 site visits were conducted** in Connecticut, and **146 'Miss You' calls were placed** to channel partners to prompt bin returns.

- In addition to 2,240 whole thermostats, **653 loose switches were collected**, bringing the total **number of “thermostat equivalents” returned in 2021 to 3,243**, 15% lower than the 2020 collection rate.

SECTION 1: Program Analytics

Section 1 of this report examines the annual performance of the thermostat collection recycling program in terms of bins, thermostats, and mercury collected as well as the year-over-year progression of the program.

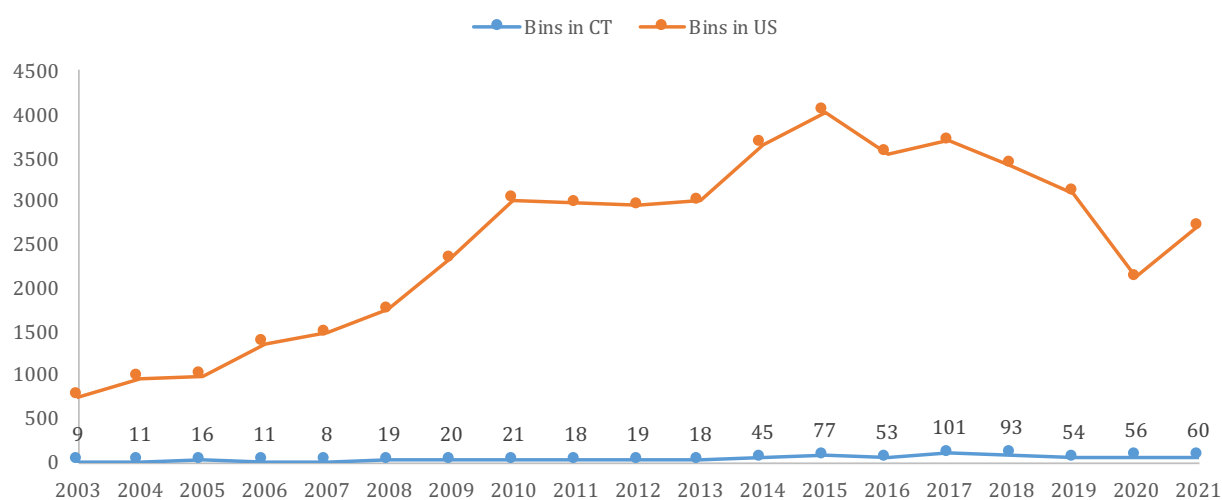
On average, the program has **collected 17 lb of mercury and 1,836 thermostats per year** since 2001. In 2021, the program **collected 24.8 lb of mercury from 2,713 whole thermostats and 653 loose switches**. Figure 1.1 displays the number of bins, thermostats, and quantity of mercury collected in Connecticut since the beginning of the program.

FIGURE 1.1: PROGRAM PERFORMANCE OVER TIME

| Year | Number Bins | Number Stats | Lb Mercury |
|---------------------------|-------------|---------------|--------------|
| 2001 | 3 | 305 | 2.5 |
| 2002 | 2 | 224 | 1.5 |
| 2003 | 9 | 901 | 6.4 |
| 2004 | 11 | 909 | 6.9 |
| 2005 | 16 | 1,309 | 13.3 |
| 2006 | 11 | 972 | 8.0 |
| 2007 | 8 | 839 | 7.4 |
| 2008 | 19 | 1,838 | 17.8 |
| 2009 | 20 | 2,109 | 22.4 |
| 2010 | 21 | 1,918 | 16.2 |
| 2011 | 18 | 1,538 | 14.2 |
| 2012 | 19 | 1,831 | 15.4 |
| 2013 | 18 | 1,600 | 12.9 |
| 2014 | 45 | 2,485 | 24.0 |
| 2015 | 77 | 3,395 | 30.0 |
| 2016 | 53 | 2,284 | 22.2 |
| 2017 | 101 | 4,246 | 45.6 |
| 2018 | 93 | 3,203 | 27.5 |
| 2019 | 54 | 1,694 | 20.9 |
| 2020 | 56 | 2,240 | 26.2 |
| 2021 | 60 | 2,713 | 24.8 |
| <i>Average since 2001</i> | <i>34</i> | <i>1,836</i> | <i>17</i> |
| Total | 714 | 38,553 | 365.9 |

Figure 1.2 displays the number of bins collected in Connecticut over time as well as the total number of bins collected nationally over the same period. Annual bin collections peaked nationally in 2015 and in Connecticut in 2017 and 2018 at 101 bins and 93 bins, respectively, then collections have been lower and relatively steady since 2019, with 60 bins collected in 2021, only 7% greater than in 2020.

FIGURE 1.2: BINS COLLECTED OVER TIME IN THE STATE AND NATIONALLY



Since 2008, the average of annual changes in mercury collected has been an increase of 19% in Connecticut. During the same period, the percentage change in quantity of mercury collected nationally averaged an annual increase of 0.1% per year, with 2021 seeing a slight year-over-year increase nationally of 5% over 2020 collections which were significantly lower than recent preceding years. **In 2021, the quantity of mercury collected in CT decreased by 6% to 24.8 lb mercury collected.** Figure 1.3 displays the total quantity of mercury collected in Connecticut over time as well as the annual percent increase (or decrease) in Connecticut and nationally since 2008.

FIGURE 1.3: QUANTITY OF MERCURY COLLECTED IN PROGRAM AND ANNUAL CHANGES IN STATE AND U.S.

| Year | Total Lb Hg | % Change State | % Change U.S. |
|---------------------------|-------------|----------------|---------------|
| 2001 | 2.5 | N/A | 89% |
| 2002 | 1.5 | -39% | 14% |
| 2003 | 6.4 | 328% | 11% |
| 2004 | 6.9 | 7% | 17% |
| 2005 | 13.3 | 93% | 11% |
| 2006 | 8.0 | -40% | 32% |
| 2007 | 7.4 | -7% | 2% |
| 2008 | 17.8 | 141% | 16% |
| 2009 | 22.4 | 25% | 16% |
| 2010 | 16.2 | -27% | 26% |
| 2011 | 14.2 | -13% | 4% |
| 2012 | 15.4 | 9% | -5% |
| 2013 | 12.9 | -17% | -5% |
| 2014 | 24.0 | 87% | 13% |
| 2015 | 30.0 | 25% | 13% |
| 2016 | 22.2 | -26% | -15% |
| 2017 | 45.6 | 105% | -7% |
| 2018 | 27.5 | -40% | -13% |
| 2019 | 20.9 | -24% | 2% |
| 2020 | 26.2 | 26% | -35% |
| 2021 | 24.8 | -6% | 5% |
| Average Since 2008 | 22.9 | 19% | 0.1% |

Channel partners in Connecticut returned 2,713 thermostats to TRC in 2021. This represents an **21% increase from 2020**. The average of annual increases in thermostats collected in Connecticut is **9% since 2010**. The yearly change in rates for the U.S. averaged -2.9% over the same period. Figure 1.4 displays the total number of thermostats collected in Connecticut and nationally since 2010.

FIGURE 1.4: NUMBER OF WHOLE THERMOSTATS COLLECTED OVER TIME IN THE STATE AND NATIONALLY

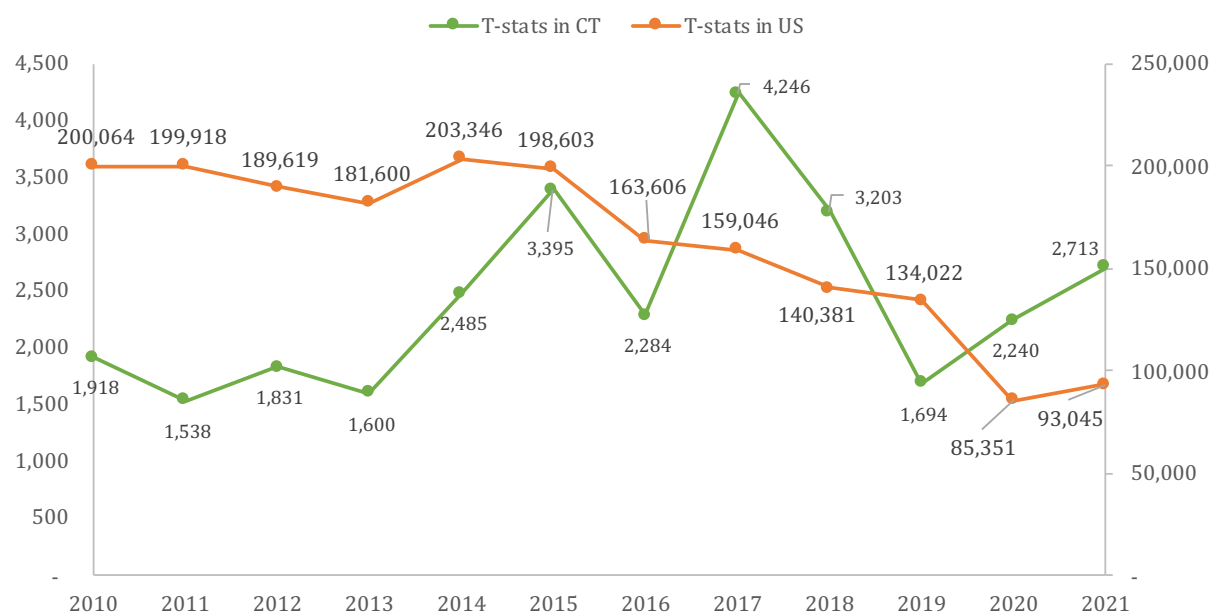


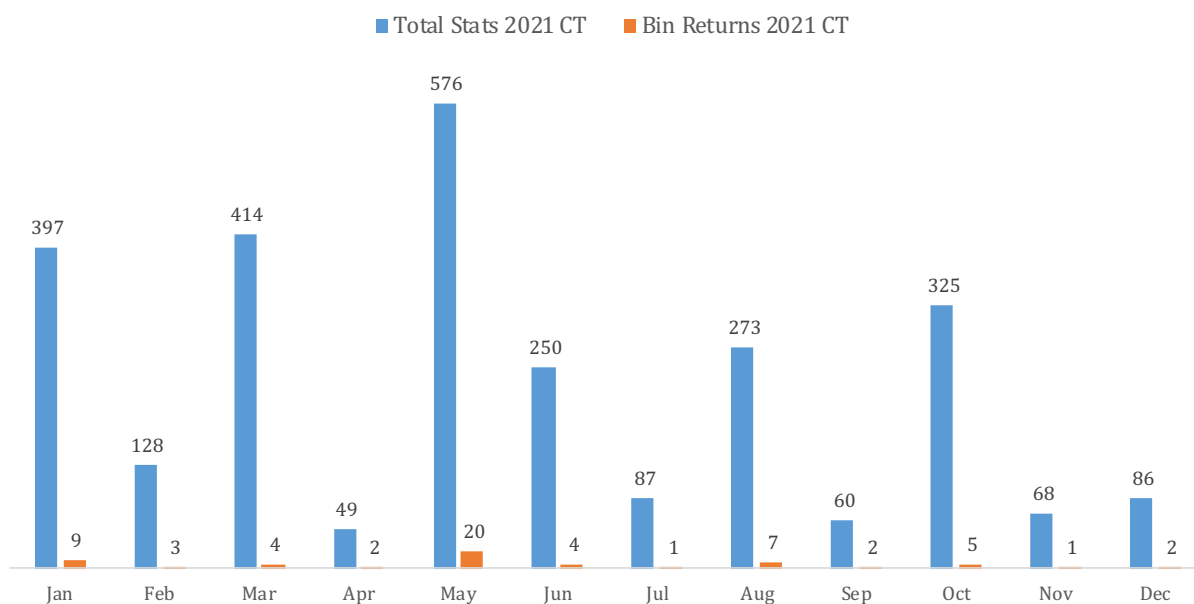
Figure 1.5 shares the underlying data as well as the average of annual percent changes calculated since 2010.

FIGURE 1.5: WHOLE THERMOSTATS COLLECTED IN CT AND U.S. OVER TIME

| Year | T-stats in CT | T-stats in U.S. | % Change State | % Change U.S. |
|---------------------------------|---------------|-----------------|----------------|---------------|
| 2001 | 305 | 48,350 | - | - |
| 2002 | 224 | 61,422 | -27% | 27% |
| 2003 | 901 | 65,778 | 302% | 7% |
| 2004 | 909 | 81,115 | 1% | 23% |
| 2005 | 1,309 | 87,754 | 44% | 8% |
| 2006 | 972 | 113,658 | -26% | 30% |
| 2007 | 839 | 114,158 | -14% | 0% |
| 2008 | 1,838 | 135,646 | 119% | 19% |
| 2009 | 2,109 | 155,731 | 15% | 15% |
| 2010 | 1,918 | 200,064 | -9% | 28% |
| 2011 | 1,538 | 199,918 | -20% | 0% |
| 2012 | 1,831 | 189,619 | 19% | -5% |
| 2013 | 1,600 | 181,600 | -13% | -4% |
| 2014 | 2,485 | 203,346 | 55% | 12% |
| 2015 | 3,395 | 198,603 | 37% | -2% |
| 2016 | 2,284 | 163,606 | -33% | -18% |
| 2017 | 4,246 | 159,046 | 86% | -3% |
| 2018 | 3,203 | 140,381 | -25% | -12% |
| 2019 | 1,694 | 134,022 | -47% | -5% |
| 2020 | 2,240 | 85,351 | 32% | -36% |
| 2021 | 2,713 | 93,045 | 21% | 9% |
| Average (Since 2010) | 2,429 | 162,383 | 9% | -3% |

Figure 1.6 displays the monthly distribution of bins and thermostats returned in Connecticut over 2021. The months with the greatest number of bins returned were **May (20 bins)** and **January (9 bins)**. Months with the greatest number of thermostats returned included **May (576 thermostats)**, **March (414 thermostats)** and **January (397 thermostats)**. July and November represented the lowest activity levels in terms of bin returns and only 49 thermostats were collected in April.

FIGURE 1.6: WHOLE THERMOSTATS AND BINS COLLECTED PER MONTH IN 2021



The highest number of thermostats per bin was in **March (104 thermostats per bin)**, followed by **July (87 thermostats per bin)**. Figure 1.7 shows the average number of thermostats per returned bin per month for the year.

FIGURE 1.7: AVERAGE THERMOSTATS PER BIN RETURNED PER MONTH

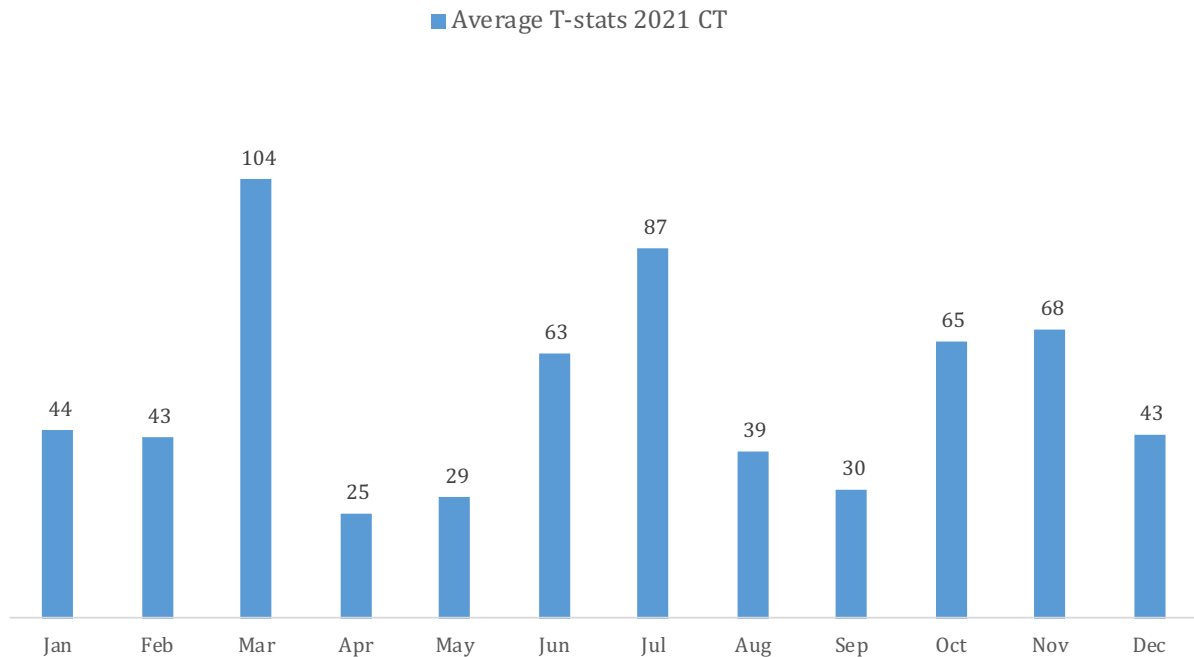


Figure 1.8 displays the average number of thermostats returned per bin in the state and U.S. since 2003 in Connecticut. Nationally, the number of thermostats collected per returned bin has been generally trended lower in more recent years, with an exception to that trend in 2019, but the average was at its lowest in 2021 at 37 thermostats/bin. In Connecticut, the average number of thermostats per bin collected in 2021 increased for the second consecutive year to 45 thermostats/bin, the highest since 2014.

FIGURE 1.8: AVERAGE THERMOSTATS PER BIN OVER TIME IN CT AND NATIONALLY

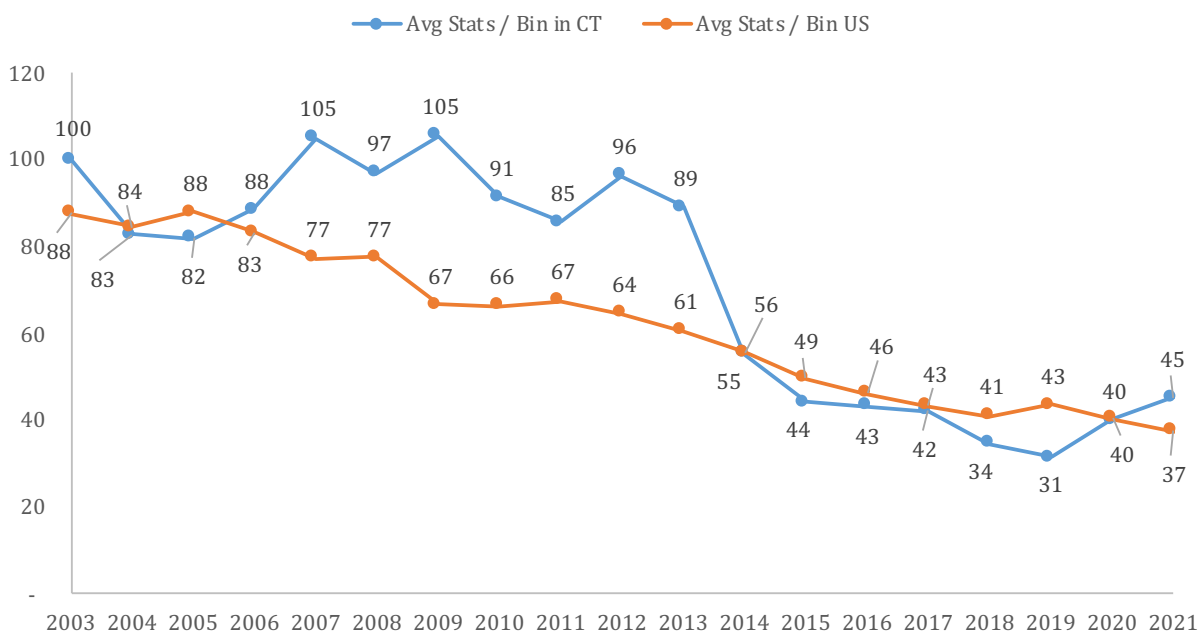
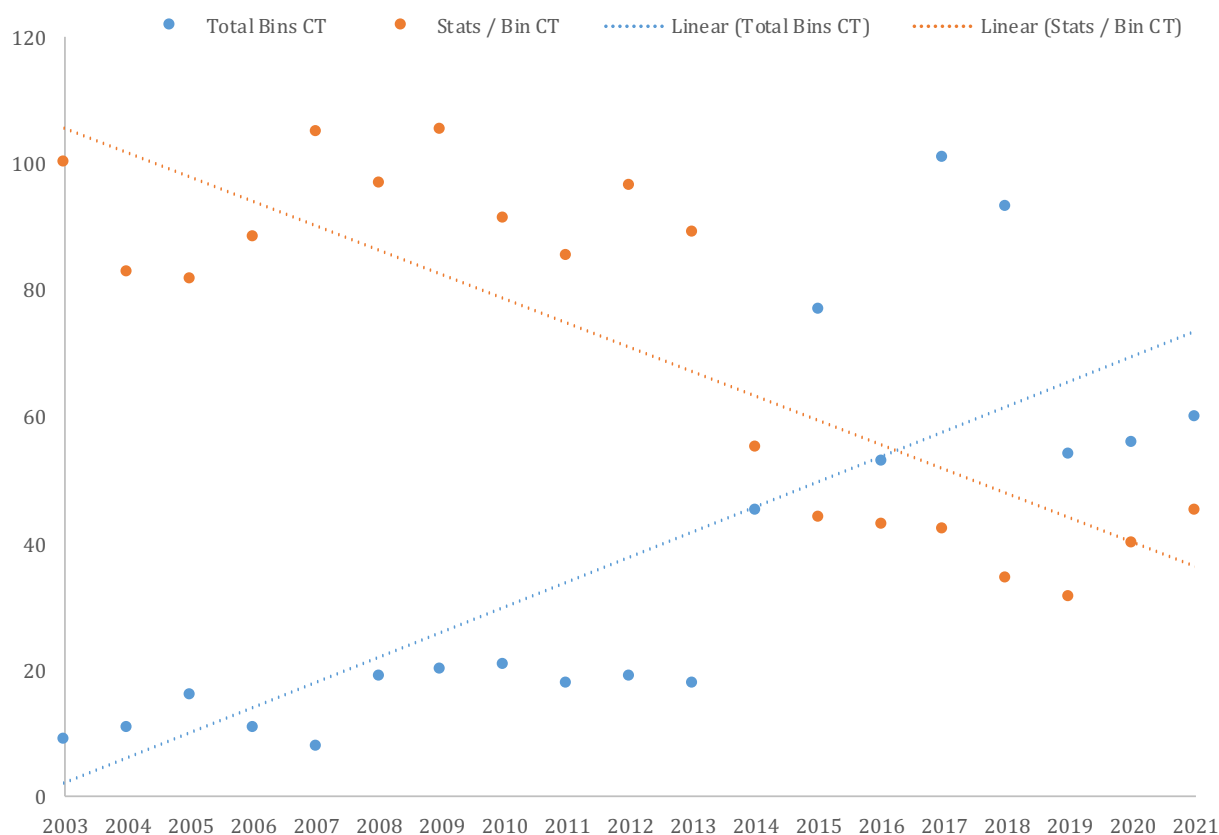


Figure 1.9 plots the total bins returned over time along with the average number of thermostats per bin over the same period to illustrate the relationship between the two metrics. A statistical analysis found that there is a negative correlation between the number of bins returned and the number of thermostats per bin: as the total bin count increases, the number of thermostats per bin decreases. In 2021, a slightly greater number of bins was collected than in 2020, and the number of thermostats per bin also increased to a rate not seen since 2014.

FIGURE 1.9: TOTAL BINS AND AVERAGE NUMBER OF THERMOSTATS PER BIN OVER TIME



SECTION 2: Channel Partner Analysis

Section 2 of the report examines the partner locations in more detail. Most thermostats collected in the state were through **wholesalers (66%)**, followed by **contractors (23%)** and only a very small fraction sourced from **hazardous household waste facilities (HHW, 11%)**. HHW facilities contributed more thermostats (204) than in 2020 (124). The “other” category includes additional channel partners including property management companies and universal waste recyclers. Figure 2.1 shows the distribution of thermostats collected by location type in 2021.

FIGURE 2.1: THERMOSTATS COLLECTED BY CHANNEL PARTNER TYPE IN 2021

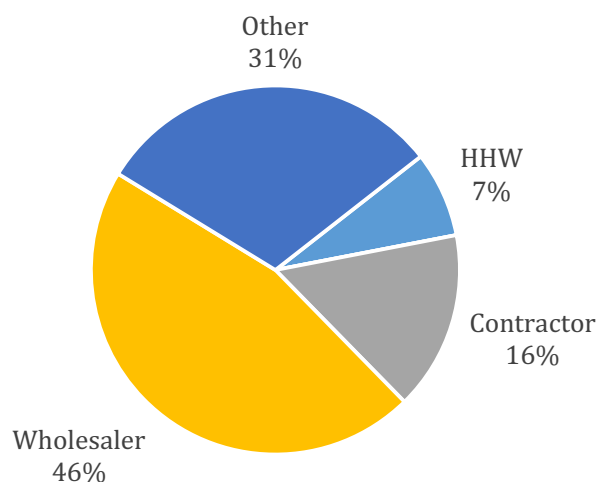
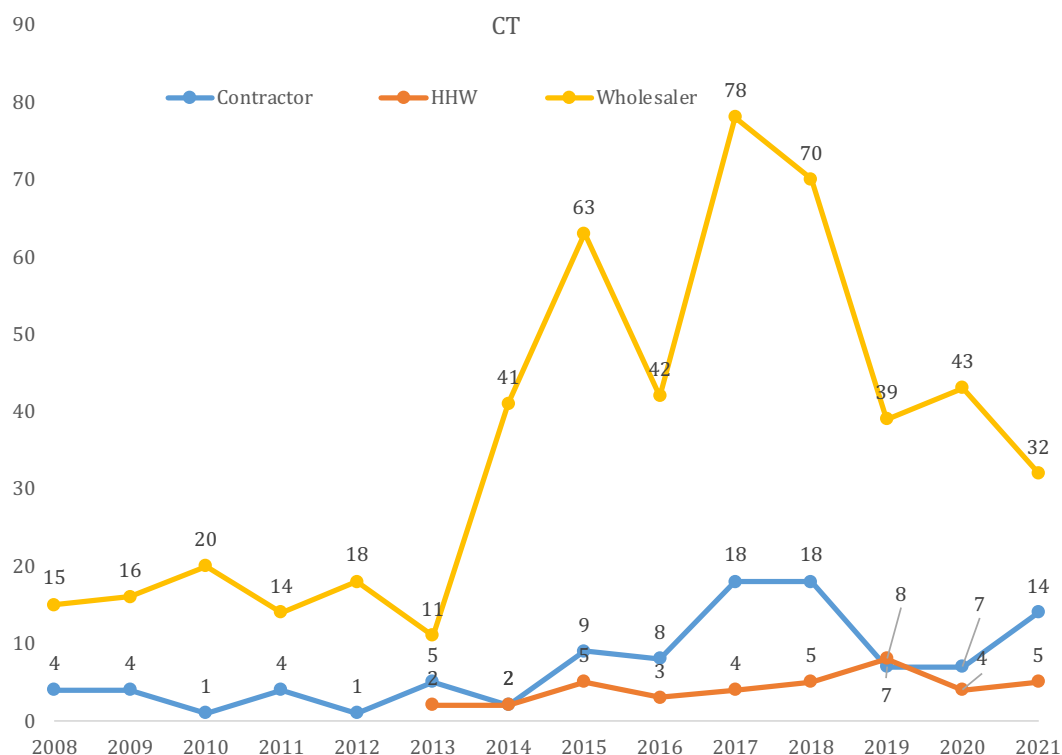


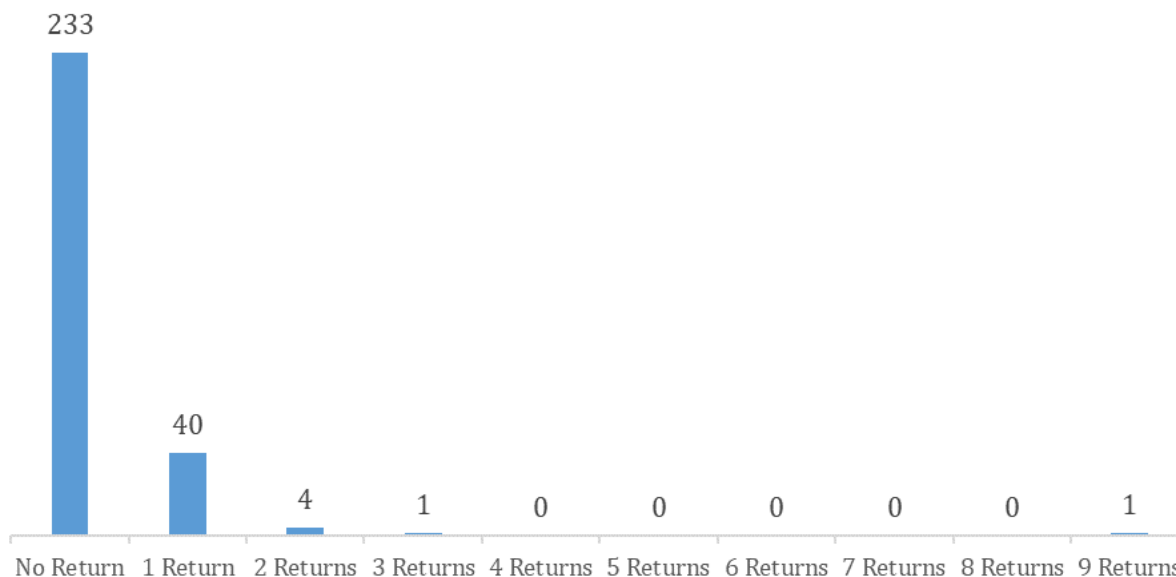
Figure 2.2 below displays the change in the number of bins returned by thermostat collection type over time in Connecticut, including 2021. Contractors in 2021 returned 14 bins, twice as many as 2020, and HHW returned only 5. **Wholesalers returned 32 bins** to TRC, again the largest contributor but fewer than the 43 returned in 2020.

FIGURE 2.2: BINS RETURNED BY LOCATION TYPE OVER TIME



In 2021, **40 (14%) locations** with a bin in the state of Connecticut sent back one bin for recycling, while **4 (1%) locations** returned two bins. One location returned three bins, and one location returned nine bins. The distribution is displayed in Figure 2.3.

FIGURE 2.3: PERCENTAGE OF STORES RETURNING A BIN IN 2021



In 2021, **Hartford (22 bins and 1,471 thermostats)** again returned the greatest number of thermostats by far, followed by **New London (5 bins, 429 thermostats)**, **New Haven (13 bins, 422 thermostats)** and **Fairfield (8 bins, 163 thermostats)**. Figure 2.4 displays the number of bins and thermostats returned by county in 2021.

FIGURE 2.4: BINS AND TOTAL THERMOSTATS RETURNED IN 2021 BY COUNTY

| County Name | Total T-stats | Total Bins |
|-------------|---------------|------------|
| Hartford | 1471 | 22 |
| New London | 429 | 5 |
| New Haven | 422 | 13 |
| Fairfield | 163 | 8 |
| Litchfield | 141 | 5 |
| Middlesex | 57 | 4 |
| Tolland | 30 | 3 |
| Windham | - | - |

TRC works with channel partners to successfully collect thermostats, and the following figures illustrate performance by partner. **NLR (833 thermostats)** returned a much greater number of thermostats in 2021 (132 in 2020), followed by **Plimpton & Hills Corp (335 thermostats)** and **Bell Simons (227 thermostats)**. Many companies leading return rates were also top participants in 2020 including R.E. Michel Co., SE CT RRRRA, and B&F/Johnstone Supply. Figure 2.5 displays the top performing partners by total bins returned in 2021.

FIGURE 2.5: T-STATS BY TOP PERFORMING CHANNEL PARTNERS IN THE STATE

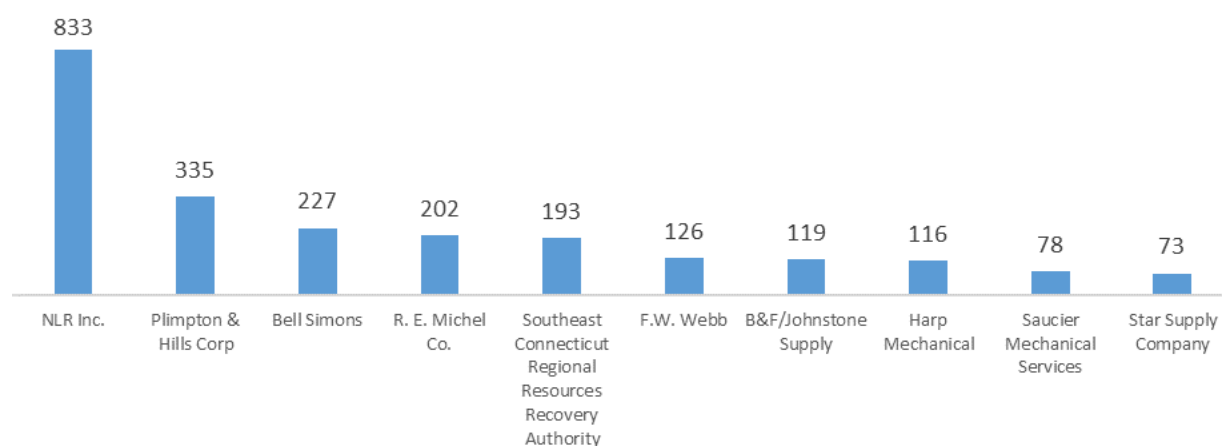


Figure 2.6 shows top performers by total bins and thermostats returned, and the average number of thermostats per bin.

FIGURE 2.6: TOP PERFORMING PARTNERS BY BIN AND THERMOSTAT RETURNS

| Company Name | No. of Thermostats | No. of Bins | Thermostats / Bin |
|---|--------------------|-------------|-------------------|
| NLR Inc. | 833 | 9 | 93 |
| Plimpton & Hills Corp | 335 | 9 | 37 |
| Bell Simons | 227 | 2 | 114 |
| R. E. Michel Co. | 202 | 3 | 67 |
| SE CT Regional Resources Recovery Authority | 193 | 2 | 97 |
| F.W. Webb | 126 | 2 | 63 |
| B&F/Johnstone Supply | 119 | 2 | 60 |
| Harp Mechanical | 116 | 1 | 116 |
| Saucier Mechanical Services | 78 | 1 | 78 |
| Star Supply Company | 73 | 1 | 73 |

To boost participation, TRC conducted site visits to collection locations that may not have returned a bin recently. In 2021, 35 site visits were conducted and 146 ‘miss you’ calls were placed to 111 different locations in Connecticut. All visits occurred in May 2021. Figure 2.7 displays the relationship between the number of site visits per month, bins returned per month, and the number of thermostats (shown in 100’s) returned per month. Like 2020, site visits were shown to have a significant impact on bin return activity, with nine of the twelve locations that received only a visit returning a bin. Twenty-one locations received a call and a visit and six of those locations returned a bin. Twenty bins were returned in May and 9 bins were returned in January, the top two months. In August, 7 bins were returned.

FIGURE 2.7: RELATIONSHIP BETWEEN SITE VISITS AND BINS AND THERMOSTATS RETURNED PER MONTH

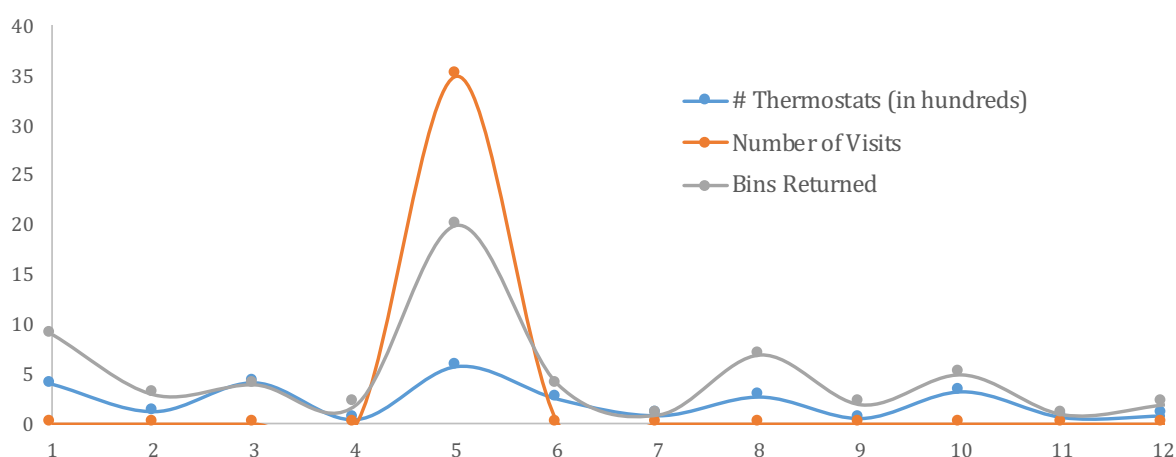


Figure 2.8 displays the relationship between the number of calls per month, the bins returned per month, and the number of thermostats (by 100's) returned per month. Calls were placed mostly in July, with some calls beginning as early as April and May, and a small number of late calls in November. The 78 “call only” locations in 2021 returned 11 bins total from 10 sites. From Figure 2.8, bin returns appear to have been impacted by April and May calls, however the calls made in July and November appear to have had little impact on channel partner behavior.

FIGURE 2.8: RELATIONSHIP BETWEEN ‘MISS YOU’ CALLS AND BINS AND THERMOSTATS RETURNED PER MONTH

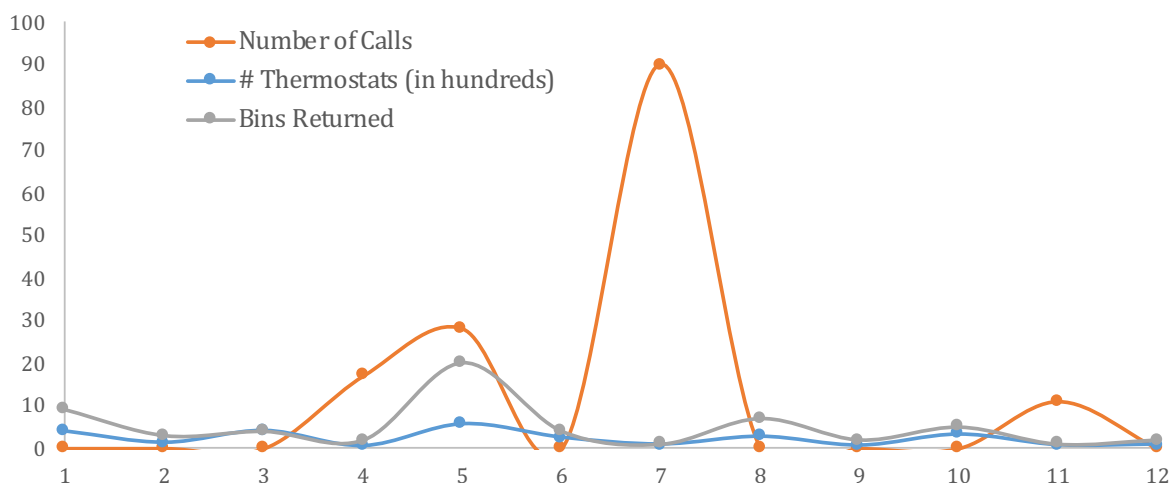


Figure 2.9 examines the return rates of four groups – locations that did not receive a call or visit, locations that received at least one visit, locations that received at least one call, and locations that received both a call and visit. Calls continue to have a much smaller impact on returns than visits. Locations that received only a call (no visit) had a 13% active participation rate (which refers to locations that returned at least one bin), equivalent to that of locations that received neither a visit nor a call. Visited locations had a much higher rate of participation and returned a significantly greater number of thermostats than locations that did not receive visits.

FIGURE 2.9: PERCENT CHANGE IN BIN AND THERMOSTAT RETURNS FOR LOCATIONS THAT RECEIVED A VISIT OR CALL OVER LOCATIONS THAT DID NOT RECEIVE EITHER

| | No Visit or Call | Visit | Call | Visit & Call |
|--|------------------|-------|------|--------------|
| Number of Participating Locations | 167 | 12 | 78 | 21 |
| Rate of Active Participation* | 13% | 75% | 13% | 29% |
| Bins per Participating Location | 0.20 | 0.75 | 0.14 | 0.29 |
| Thermostats per Participating Location | 12 | 18 | 3.1 | 9.2 |
| Thermostats per Bin | 61 | 23 | 22 | 32 |

*Fraction of participating locations that returned one or more bins during 2021

SECTION 3: Comparisons to National and Other States' Data

To compare how collection partners performed in 2021, the national average for the number of bins returned per locations that returned at least one bin was calculated and compared to the state average since 2012. The average numbers of bins do not include locations that did not return any bins in a given year. It should be noted that when making comparisons, each state has different regulations, different mix of housing types, local policies, and incentives that may uniquely impact return patterns in that region. The average number of bins returned annually per participating location was the same in Connecticut as the U.S. average in 2021.

FIGURE 3.1: AVERAGE NUMBER OF BINS RETURNED PER LOCATION PER YEAR

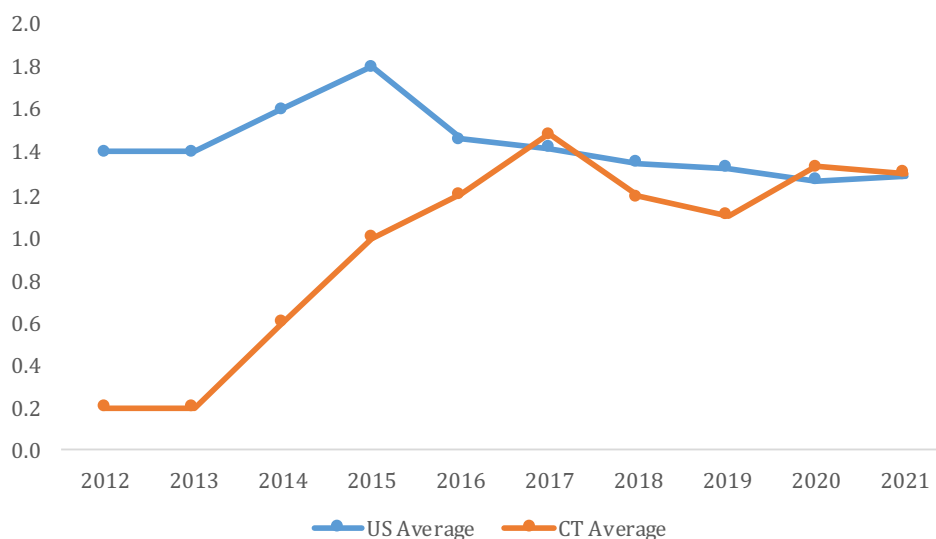


Figure 3.2 displays the locations in Connecticut that returned more than one bin each year since 2018. Plimpton & Hills was again a top participant, joined by NLR which also returned the greatest number of thermostats as well. No other companies returned more than 3 bins in 2021.

FIGURE 3.2: PARTNER LOCATIONS IN THE STATE RETURNING MORE THAN ONE BIN PER YEAR 2018-2021

| Location | 2018 Bins |
|-----------------------------|-----------|
| Plimpton & Hills Corp. | 10 |
| Sid Harvey | 7 |
| F.W. Webb | 7 |
| R.E. Michel Company | 4 |
| The Granite Group | 4 |
| The Bell Pump Company | 3 |
| Tower Equipment Co Inc | 3 |
| Carrier Enterprises | 2 |
| Bell/Simons Co | 2 |
| United Refrigeration, Inc. | 2 |
| Johnstone Supply | 2 |
| Trane Supply | 2 |
| Lennox Parts Plus | 2 |
| B. Lipnick Supply Co., Inc. | 2 |
| Avalon Bay Communities | 2 |
| Location | 2019 Bins |
| Ferguson | 2 |
| Mansfield Transfer Station | 2 |
| Johnstone Supply | 2 |
| Acr Supply | 2 |
| The Simons Company | 2 |
| Af Plumbing Supply | 2 |
| Irr Supply Center | 2 |
| Apr Supply Company | 2 |
| Kelly Supply Company | 2 |
| Bell/Simons Co | 2 |
| Mountain Air Systems | 2 |
| The Bell Pump Company | 2 |
| The Granite Group | 2 |

| Location | 2020 Bins |
|---|-----------|
| Plimpton & Hills Corp | 7 |
| Tower Equipment Co Inc | 7 |
| Sid Harvey | 6 |
| The Granite Group | 5 |
| R. E. Michel Co. | 4 |
| B&F/Johnstone Supply | 4 |
| Bristol Winnelson Co | 2 |
| Environmental Engineering Inc | 2 |
| Bell Simons | 2 |
| | |
| | |
| | |
| | |
| | |
| Location | 2021 Bins |
| Plimpton & Hills Corp | 9 |
| NLR Inc. | 9 |
| Ruotolo Mechanical | 3 |
| R. E. Michel Co. | 3 |
| Sid Harvey | 3 |
| F.W. Webb | 2 |
| SE CT Regional Resources Recovery Auth. | 2 |
| The Granite Group | 2 |
| Bell Simons | 2 |
| B&F/Johnstone Supply | 2 |
| Mansfield Transfer Station | 2 |
| | |
| | |

Figure 3.3 displays the top 10 partners in the U.S. over the same period in terms of the number of bins returned. Johnstone Supply has nationally continued to be the top participant, and R.E. Michel, United Refrigeration and Ferguson maintained their respective ranks in terms of bins returned.

FIGURE 3.3: TOP PERFORMING PARTNER LOCATIONS NATIONWIDE IN BINS RETURNED 2018-2021

| Location | 2018 Bins |
|----------------------------|-----------|
| Johnstone Supply | 374 |
| R.E. Michel Company | 258 |
| United Refrigeration, Inc. | 215 |
| Ferguson | 95 |
| Lennox Parts Plus | 88 |
| F.W. Webb | 52 |
| Sid Harvey | 52 |
| Home Works Energy Inc. | 39 |
| Rise Engineering | 36 |
| Gustave A. Larson Co | 31 |
| Location | 2019 Bins |
| Johnstone Supply | 326 |
| United Refrigeration, Inc. | 119 |
| Goodman Distribution, Inc. | 107 |
| Ferguson | 97 |
| Ace Hardware | 72 |
| Aireco Supply, Inc. | 71 |
| Gustave A. Larson Co | 68 |
| F.W. Webb | 52 |
| Johnson Supply | 50 |
| Allied Refrigeration | 43 |

| Location | 2020 Bins |
|--|-----------|
| Johnstone Supply | 247 |
| R. E. Michel Co. | 158 |
| United Refrigeration | 87 |
| Ferguson | 72 |
| Us Air Conditioning Distributors (USACD) | 56 |
| Lennox | 47 |
| Goodman Distribution | 47 |
| Refrigeration Supplies Distributor (RSD) | 37 |
| Sid Harvey | 36 |
| Watsco | 36 |
| Location | 2021 Bins |
| Johnstone Supply | 303 |
| R. E. Michel Co. | 190 |
| United Refrigeration | 123 |
| Ferguson | 69 |
| Lennox | 60 |
| Goodman Distribution | 46 |
| Refrigeration Supplies Distributor (RSD) | 39 |
| Watsco | 38 |
| Us Air Conditioning Distributors (USACD) | 37 |
| F.W. Webb | 37 |
| Geary Pacific | 36 |

Figure 3.4 displays total percentage of locations that actively participated in the program (active participation defined as sending back at least one bin) in 2021, for all the states that mandate thermostat returns reporting as well as the U.S. national average for all states (reporting and non-reporting). **In 2021, 17% of locations in Connecticut returned at least one bin**, one percentage point below the national participation rate. Similar to recent years, the state with the highest percentage of locations returning a bin in 2021 was Rhode Island (44%), seeing significantly higher participation than any other state.

FIGURE 3.4: MANDATORY REPORTING STATES' PERCENTAGE OF LOCATIONS RETURNING A BIN IN 2021

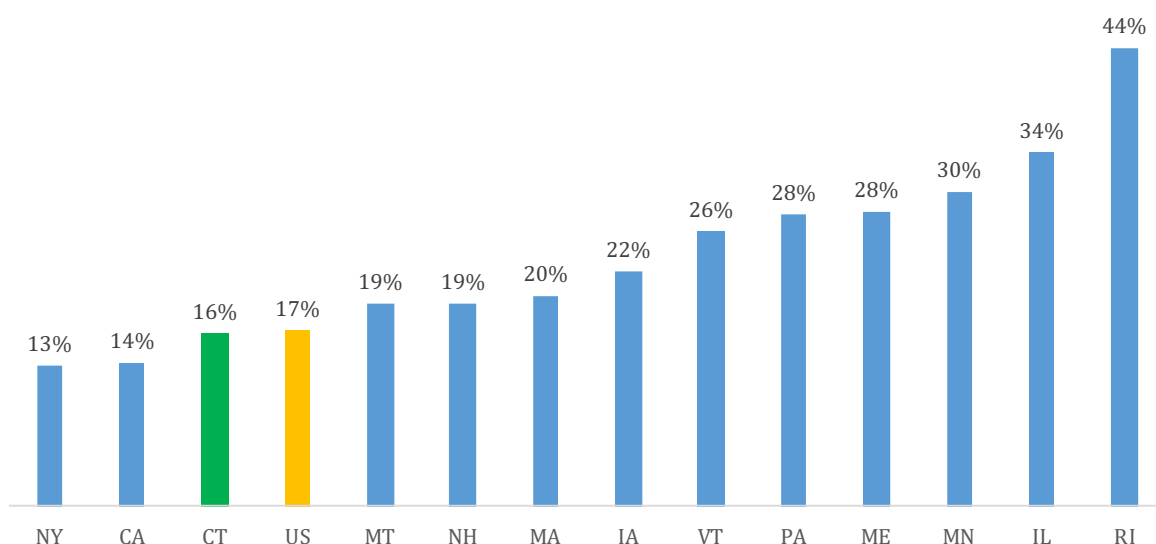


Figure 3.5 compares the state and national rates for several analytics in 2021. These include: the total whole thermostats, bins, and loose switches collected, the number of thermostats collected by total locations and per actively participating locations, the number of thermostats per bin returned on average in 2021, the equivalent average, the number of mercury thermostat equivalents returned, and finally the percent change in mercury thermostat equivalents from 2020 to 2021. The equivalent average is an average of the number of switches in whole thermostats collected in the state, and it is used to calculate the number of thermostats represented by returned loose switches. The thermostat equivalent number includes the totals of whole thermostats returned plus the equivalent number of thermostats representative of loose mercury switches that are collected. The states displayed are those that mandate thermostat returns reporting and the average is for all regulated states that return bins (reporting and non-reporting).

FIGURE 3.5: COMPARISONS OF MANDATORY REPORTING STATES AND U.S. AVERAGES AMONG SEVERAL CATEGORIES

| State | Whole T-Stats | Bins | Loose Switches | T-Stats returned per total # of locations with bins | Average T-Stats/bin | Average T-Stats collected per location that returned at least one bin in 2021 | Equivalent Average | T-Stat Equivalents in 2021 | % Change over 2020 |
|----------------------------|---------------|------------|----------------|---|---------------------|---|--------------------|----------------------------|--------------------|
| CA | 9,333 | 414 | 5,531 | 4 | 23 | 31 | 1.5807 | 12,832 | 31% |
| CT | 2,713 | 60 | 653 | 10 | 45 | 59 | 1.2311 | 3,243 | -15% |
| IA | 814 | 40 | 262 | 6 | 20 | 25 | 1.2359 | 1,026 | -25% |
| IL | 6,904 | 325 | 1,461 | 11 | 21 | 32 | 1.1993 | 8,122 | 0% |
| MA | 5,585 | 125 | 575 | 14 | 45 | 69 | 1.1443 | 6,087 | -11% |
| ME | 4,145 | 105 | 551 | 14 | 39 | 48 | 1.0685 | 4,661 | 59% |
| MN | 7,752 | 105 | 630 | 32 | 74 | 108 | 1.1898 | 8,282 | 50% |
| MT | 218 | 6 | 486 | 7 | 36 | 36 | 1.0917 | 663 | 108% |
| NH | 1,219 | 48 | 97 | 5 | 25 | 26 | 1.0935 | 1,308 | -16% |
| NY | 3,639 | 111 | 443 | 5 | 33 | 37 | 1.4053 | 3,954 | -4% |
| PA | 7,572 | 157 | 2,586 | 17 | 48 | 62 | 1.3880 | 9,435 | 58% |
| RI | 2,381 | 42 | - | 37 | 57 | 85 | 1.0752 | 2,381 | -4% |
| VT | 1,864 | 80 | 162 | 7 | 23.3 | 26 | 1.0826 | 2,014 | 2% |
| <i>Regulated State Avg</i> | <i>4,165</i> | <i>124</i> | <i>1,034</i> | <i>13</i> | <i>38</i> | <i>50</i> | <i>1.2143</i> | <i>4,924</i> | <i>17%</i> |

Figure 3.6 further compares this state and national data by showing how each state ranked in each of these categories from highest (top) to lowest (bottom). Bin returns and whole thermostats collected were slightly higher than 2020. In 2020, loose switch collection was exceptionally high, resulting in the 2021 year-over-year thermostat equivalents comparison being very low. The states compared in Figure 3.6 are those that mandate thermostat returns reporting, and the average represents all states that return bins, both reporting and non-reporting.

FIGURE 3.6: COMPARISON OF MANDATORY REPORTING STATES AND U.S. AVERAGE AMONG SEVERAL CATEGORIES, RANKINGS (HIGHEST AT TOP)

| WHOLE THERMOSTATS | BINS | LOOSE SWITCHES | THERMOSTATS RETURNED PER TOTAL # LOCATIONS WITH BINS | AVERAGE THERMOSTATS PER BIN | AVERAGE THERMOSTATS COLLECTED PER LOCATION RETURNING AT LEAST ONE BIN | EQUIVALENT AVERAGE | THERMOSTAT EQUIVALENTS | % CHANGE OVER PREVIOUS YEAR |
|---------------------|---------------------|---------------------|--|-----------------------------|---|---------------------|------------------------|-----------------------------|
| CA | CA | CA | RI | MN | MN | CA | CA | MT |
| MN | IL | PA | MN | RI | RI | NY | PA | ME |
| PA | PA | IL | PA | PA | MA | PA | MN | PA |
| IL | MA | REGULATED STATE AVG | MA | CT | PA | IA | IL | MN |
| MA | REGULATED STATE AVG | CT | ME | MA | CT | CT | MA | CA |
| REGULATED STATE AVG | NY | MN | REGULATED STATE AVG | ME | REGULATED STATE AVG | REGULATED STATE AVG | REGULATED STATE AVG | REGULATED STATE AVG |
| ME | ME / MT | MA | IL | REGULATED STATE AVG | ME | IL | ME | VT |
| NY | | ME | CT | MT | NY | MN | NY | IL |
| CT | VT | MT | MT | NY | MT | MA | CT | NY |
| RI | CT | NY | VT | NH | IL | NH | RI | RI |
| VT | NH | IA | IA | VT | CA | MT | VT | MA |
| NH | RI | VT | NH | CA | VT | VT | NH | CT |
| IA | IA | NH | NY | IL | NH | RI | IA | NH |
| MT | MT | RI | CA | IA | IA | ME | MT | IA |

Figure 3.7 below shows the quantity of mercury collected through TRC's program in Connecticut and neighboring states between 2015 and 2021. The quantity of mercury collected in Connecticut in was 24.76 lb which is equivalent to the average annual quantity collected between 2018-2020.

FIGURE 3.7: MERCURY COLLECTION RELATIVE TO PEER NEW ENGLAND STATES

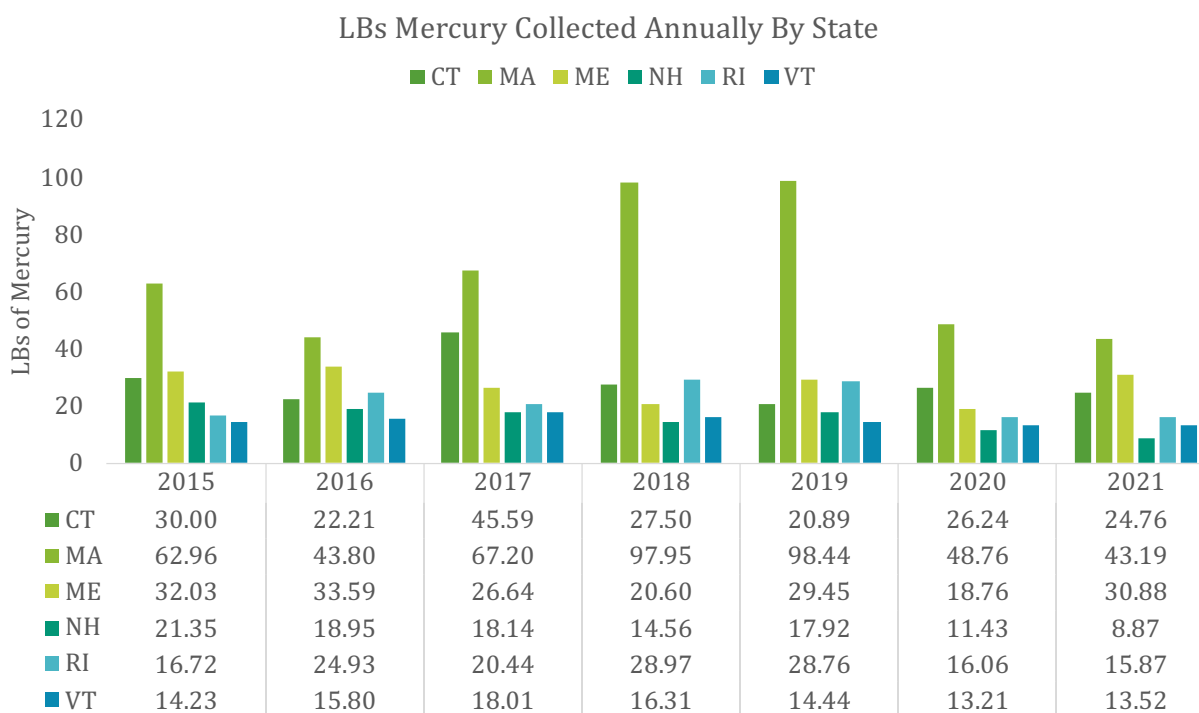
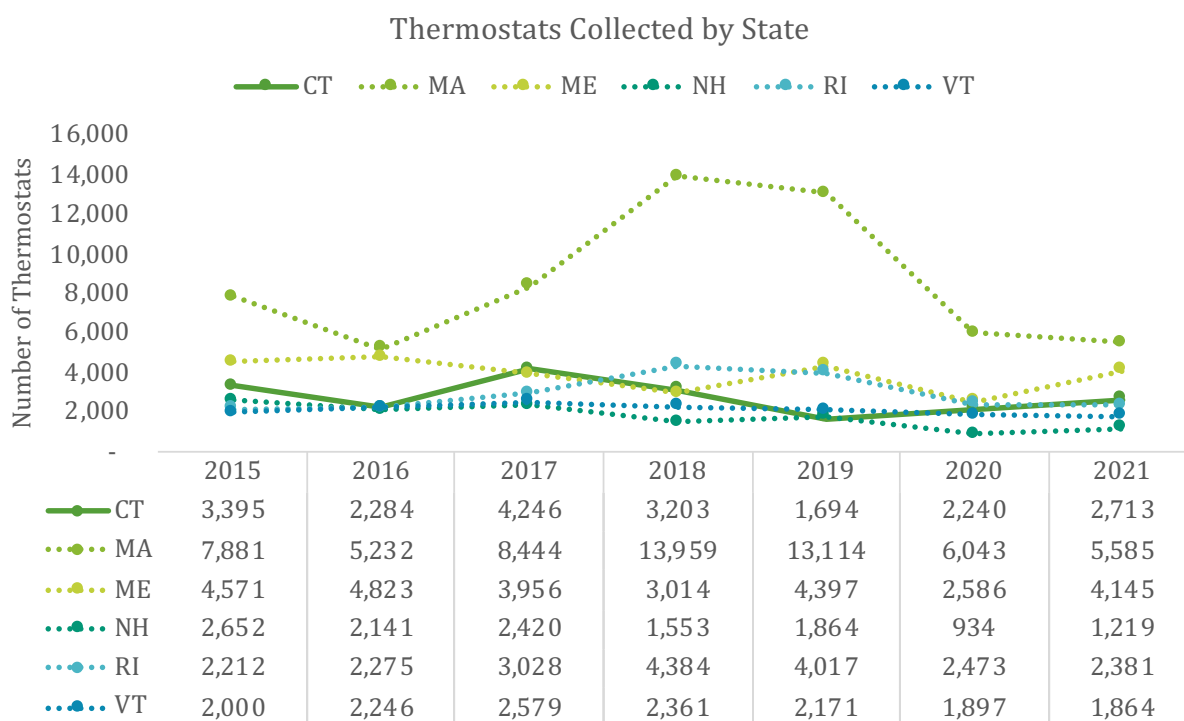


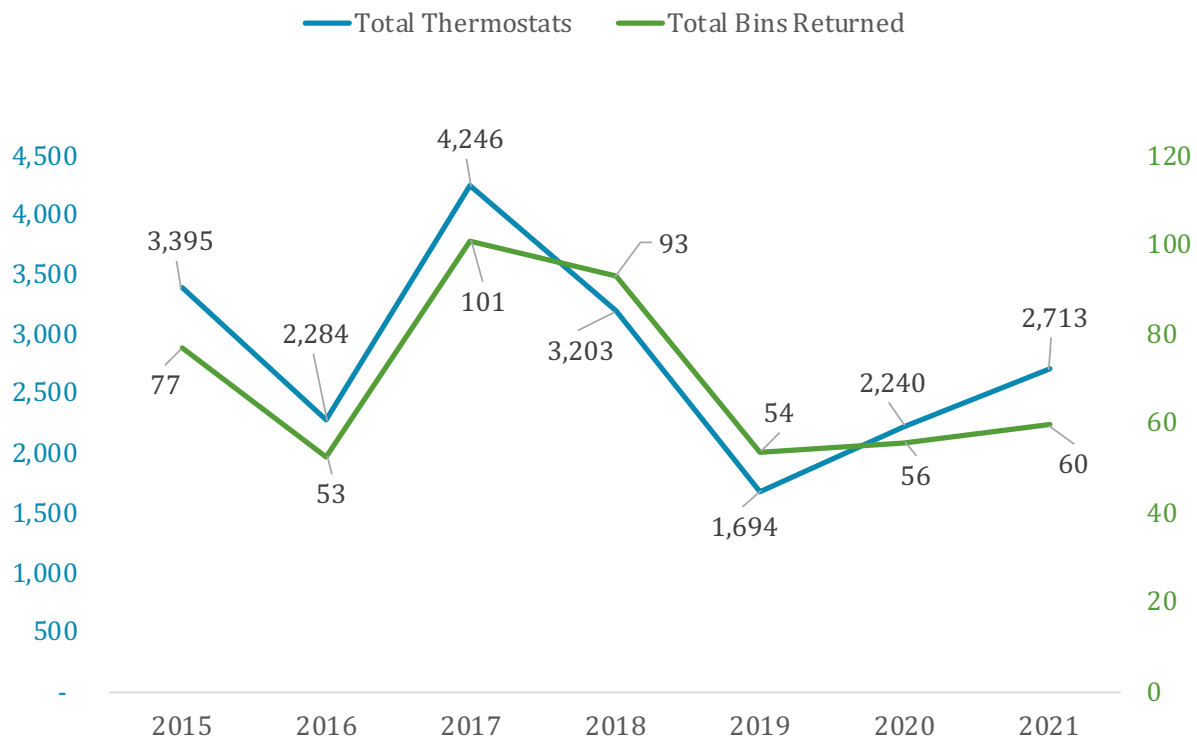
Figure 3.8 illustrates thermostat collection trends relative to other New England states from 2015 to 2021. Collections in Connecticut continued steady increase since 2019, with Maine experiencing a significant rebound after lower collection quantities in 2020. Massachusetts experienced further decline in returns after a sharp drop in 2020, presumably due to COVID-19.

FIGURE 3.8: THERMOSTAT COLLECTION RELATIVE TO PEER NEW ENGLAND STATES



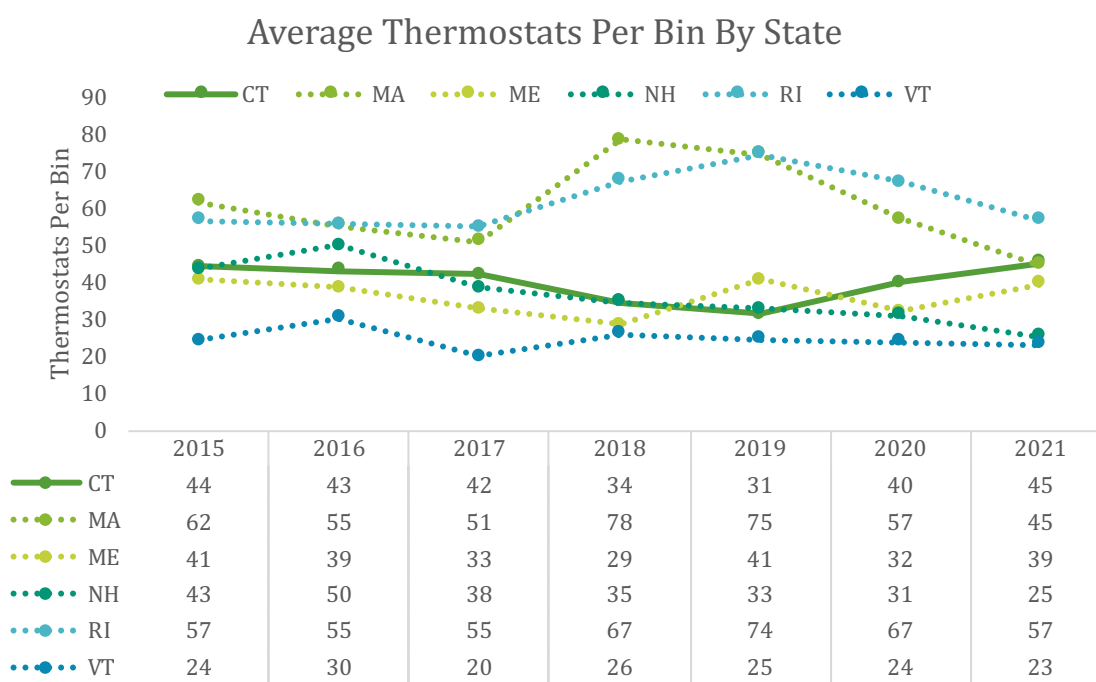
Thermostats and bin returns are two metrics measuring program participation that are correlated. Figure 3.9 shows bins returned and thermostat collections concomitantly by year so relative rates of increase and decrease can be observed. In 2020 and 2021, bin returns increased showing slightly higher participation by channel partners, but only by a modest degree. Over the same timeframe, thermostat returns consistently increased at a much higher rate, showing that the amount of thermostats collected in those bins was higher on average.

FIGURE 3.9: COMPARISON OF THERMOSTATS RETURNED VS BINS RECEIVED



The average quantity of thermostats per bin is graphed in Figure 3.10 below, which illustrates the relationship more clearly between increased bins returned and increased thermostat returns. Of New England states shown below, only Connecticut and Maine increased the average number of thermostats collected in bins over 2020 levels.

FIGURE 3.10: AVERAGE NUMBER THERMOSTATS PER BIN RELATIVE TO PEER STATES



Conclusions

Results in Year 8 of Mandatory TRC Program in Connecticut

The program year 2021 was the second of the global COVID-19 pandemic which has caused unanticipated changes to both residential behavioral trends and commercial businesses. Supply chains continue to be restricted, businesses face staffing shortages, and the economy has been impacted in ways that are distinctly unique relative to 2019 and prior. TRC's thermostat collection program in Connecticut managed to collect nearly 25 pounds of mercury through thermostats and loose switches, nearly equivalent to quantities collected in 2020 and 2018.

Nationally, TRC's channel partners returned 15% more bins to TRC in 2021 than in 2020, a year that was marked by low levels of participation. This result suggests companies have been able to adjust and adapt and it might be anticipated that 2021 will continue that trend. Apart from 2019, from 2018 to 2021, the quantity of mercury collected in Connecticut has declined only moderately and has not dropped off as dramatically as collection volumes in neighboring states such as Massachusetts, New Hampshire, and Rhode Island.

In 2021, two channel partners, Plimpton & Hills Corp. and NLR Inc. were each responsible for returning nine bins to TRC, together accounting for a substantial fraction (30%) of the total number of bins collected in the program that year, and 43% of the thermostats collected. Seven companies generated 75% of the thermostats collected, and about twenty companies submitted up to three bins containing between one and several dozen thermostats.

In the previous collection year 2020, total mercury, which accounts for loose switches in addition to thermostats, was concentrated with only six locations returning to TRC over half the total mercury quantity collected. In 2021, that concentration was even more pronounced as three channel partners, including NLR Inc., Harp Mechanical and Plimpton & Hills Corp generated 55% of the total collected mercury.

Contractors returned nearly as many thermostats than they did in 2020, while wholesalers returned 178 fewer thermostats, and HHW sites returned 65% more in that timeframe, continuing to account for only a very small fraction of overall returns. In 2020, thermostat collections beyond the sellers, contractors, HHW and retailers accounted for 11% of the total. In 2021, that fraction, designated “other” in Figure 2.1, increase to 31% of the total. Most of the thermostats in this category originated from a single company, NLR Universal Waste Recycling in East Windsor, CT. NLR returned a series of bins throughout the year between January and October.

TRC received twenty bins from channel partners in May 2020, accounting for the most bins and thermostats of any month. May is also the month where all thirty-five site visits were conducted to channel partner locations. A moderate number of calls was placed in April and May which likely had additional impact on driving participation. The sites that only received a visit returned bins with a 75% rate of participation, and 29% of sites that received a call and a visit returned bins. Sites that received a call and no visit returned bins at a rate of 13%, equivalent to the rate of participation of sites that received neither a visit nor a call, suggesting that the calls may have had little impact. However, “Miss You” calls are generally targeted at locations that have not participated recently, and a lower-than-average participation rate would be expected.

The collection numbers in CT were higher in 2021 than in 2020 by a small margin, and 2020 returns were significantly higher than the lower quantities in 2019. It is possible that some thermostats returned in 2021 are the result of submission of collection bins that accrued over a longer period of time. NLR, for example, had much higher participation rates than in the previous year, and as a universal recycler, may prove to be an increasingly valuable collection partner going forward beyond the conventional channels of wholesale, HHW, contractors and retail, that provide most of the bins to TRC.

The Collection of thermostats in the Connecticut program has followed a rather volatile trend since 2014, reaching a peak in 2017 at 4,246 thermostats, then two years later only

collecting 1,694. It was anticipated that as economic recovery from the pandemic progresses, collection activity would likely rebound and the two most recent years have shown a consistent uptick, with 2021 quantities achieving 97% of the annual average from the period 2014-2020. Nationally, thermostat collections in 2021 finally rebounded after consistent the declines that have occurred every year since 2015. The most dramatic national decline occurred in 2020, presumably driven by the pandemic, and collections were up 9% nationally in 2021, however collections increased 21% in Connecticut.

--

RRS has reviewed the data, vetted numbers for accuracy, and verifies the information and data presented in this report is accurate and consistent with the reported numbers.

HOW MERCURY THERMOSTAT WASTE IS HANDLED

WASTE MERCURY-ADDED THERMOSTAT MANAGEMENT THROUGH VEOLIA ES TECHNICAL SOLUTIONS, LLC.

TRC containers with waste mercury-switch thermostats are received at a fulfillment/inventory center in Port Washington, Wisconsin (WIR000130591). The facility is owned and operated by Veolia ES Technical Solutions, L.L.C. (Veolia) under contract with TRC.

All recycling containers, including pails and bins are received at the loading dock and sent to the TRC inventory room. The container and plastic liner are opened and the contents are identified, sorted, and tallied. The following data is recorded for each bin returned and processed: bin number, business name (location name), city, state, zip code, date returned, number of thermostats and mercury switches by manufacturer and any non-conforming material.

The containers are returned to the location that sent it in with a new prepaid address label within 3 weeks of receipt. The thermostats are stored and staged in a plastic lined carton in a storage area for final processing. The containers are dated and processed in order received, first in-first out.

The thermostats and any loose bulbs collected from the containers are consolidated into a special 55-gallon drum which is labeled and dated according to regulations. The drum is sealed with a band and is only opened when contents are being added to it. Special negative pressure venting assures any fumes are captured and vented when the drum is opened.

The 55-gallon drum is then shipped to Veolia's mercury recovery facility (WID988566543) for final processing of the mercury ampules (switches). Veolia Environmental Services meets or exceeds all local, state, federal and EPA regulations for the management of the product.

The containers are returned from the storage area to the mercury recovery processing area to have the mercury bulbs removed from the plastic housing. Universal Waste Regulations require the recycling and disposal of waste within 12 months of acceptance at the processing facility.

Small quantities of thermostats are removed from the container, which is then closed again. The bulbs are removed from the thermostats and placed into processing vessel at the work station. Once the processing vessel is full, the vessel is loaded into the mercury recovery retort oven.

If a bulb breaks and the mercury spills, the work area is designed to contain the spillage and the operators are trained in the clean-up and disposal of mercury. The TRC inventory

and processing areas are equipped with special mercury vacuum cleaners and the work area is vacuumed at the end of the work day to ensure that any spillage is cleaned up and not left to evaporate.

Veolia meets or exceeds all local, state, federal and EPA regulations for the management of the product. The mercury recovery facility and process are permitted by the Wisconsin Department of Natural Resources. Veolia's approvals for mercury recovery/recycling include:

- EPA - identification WID988566543
- Hazardous Waste Storage License #6008
- Hazardous Waste Treatment License (Mercury Recovery Operations) #4585
- Air Operation Permit #246076050-S01
- Storm Water General Permit #WI-S067857-4

In addition to the regulatory permits, both Veolia Port Washington facilities have developed and maintain management systems in accordance with ISO 14001-2004, OHSAS 18001-2007, and Responsible Recycling (R2:2013) Practice. All persons who handle mercury thermostats as part of the TRC operation receive training in the handling of Hazardous Waste and Universal Waste.

The mercury containing ampules are retorted at Veolia's Port Washington Mineral Springs facility. The mercury is removed during the retort process. The post retort debris consists of broken glass ampules. The debris is tested for residual mercury to document the removal of the mercury to levels below the US EPA Land Disposal Restriction (LDR) levels. The debris is then disposal of as a non-hazardous solid waste at Advanced Disposal Glacier Ridge Landfill, LLC in Horicon, Wisconsin.

Form **990**Department of the Treasury
Internal Revenue Service**Return of Organization Exempt From Income Tax**
Under section 501(c), 527, or 4947(a)(1) of the Internal Revenue Code (except private foundations)

▶ Do not enter social security numbers on this form as it may be made public.

▶ Go to www.irs.gov/Form990 for instructions and the latest information.

OMB No. 1545-0047

2020Open to Public
Inspection**A For the 2020 calendar year, or tax year beginning and ending****B** Check if applicable:

- ☐ Address change
☐ Name change
☐ Initial return
☐ Final return/terminated
☐ Amended return
☐ Application pending

C Name of organization**THERMOSTAT RECYCLING CORPORATION**Doing business as **TRC**

Number and street (or P.O. box if mail is not delivered to street address)

355 LEXINGTON AVENUE, 15TH FLOOR

Room/suite

City or town, state or province, country, and ZIP or foreign postal code

NEW YORK, NY 10017**F** Name and address of principal officer: **DANIELLE MYERS****SAME AS C ABOVE****D** Employer identification number**54-1830284****E** Telephone number**212-297-2105****G** Gross receipts \$ **2,994,890.****H(a)** Is this a group returnfor subordinates? ☐ Yes ☒ No**H(b)** Are all subordinates included? ☐ Yes ☐ No

If "No," attach a list. See instructions

H(c) Group exemption number ▶**I** Tax-exempt status: ☐ 501(c)(3) ☒ 501(c) (**6**) ◀ (insert no.) ☐ 4947(a)(1) or ☐ 527**J** Website: ▶ **WWW.THERMOSTAT-RECYCLE.ORG****K** Form of organization: ☒ Corporation ☐ Trust ☐ Association ☐ Other ▶**L** Year of formation: **1996** **M** State of legal domicile: **DE****Part I Summary**

| | | | | |
|------------------------------------|------------|--|--|---------------------|
| Activities & Governance | 1 | Briefly describe the organization's mission or most significant activities: TO PROMOTE THE SAFE COLLECTION AND PROPER DISPOSAL OF MERCURY-CONTAINING THERMOSTATS. | | |
| | 2 | Check this box <input type="checkbox"/> if the organization discontinued its operations or disposed of more than 25% of its net assets. | | |
| | 3 | Number of voting members of the governing body (Part VI, line 1a) | 3 | 4 |
| | 4 | Number of independent voting members of the governing body (Part VI, line 1b) | 4 | 4 |
| | 5 | Total number of individuals employed in calendar year 2020 (Part V, line 2a) | 5 | 0 |
| | 6 | Total number of volunteers (estimate if necessary) | 6 | 0 |
| | | 7a | Total unrelated business revenue from Part VIII, column (C), line 12 | 7a |
| 7b | | Net unrelated business taxable income from Form 990-T, Part I, line 11 | 7b | 0. |
| Revenue | 8 | Contributions and grants (Part VIII, line 1h) | Prior Year | Current Year |
| | 9 | Program service revenue (Part VIII, line 2g) | 0. | 0. |
| | 10 | Investment income (Part VIII, column (A), lines 3, 4, and 7d) | 2,759,101. | 2,994,730. |
| | 11 | Other revenue (Part VIII, column (A), lines 5, 6d, 8c, 9c, 10c, and 11e) | 710. | 160. |
| | 12 | Total revenue - add lines 8 through 11 (must equal Part VIII, column (A), line 12) | 0. | 0. |
| | 12 | | 2,759,811. | 2,994,890. |
| Expenses | 13 | Grants and similar amounts paid (Part IX, column (A), lines 1-3) | 0. | 0. |
| | 14 | Benefits paid to or for members (Part IX, column (A), line 4) | 0. | 0. |
| | 15 | Salaries, other compensation, employee benefits (Part IX, column (A), lines 5-10) | 84,998. | 11. |
| | 16a | Professional fundraising fees (Part IX, column (A), line 11e) | 0. | 0. |
| | b | Total fundraising expenses (Part IX, column (D), line 25) ▶ 0. | | |
| | 17 | Other expenses (Part IX, column (A), lines 11a-11d, 11f-24e) | 2,750,992. | 2,437,817. |
| | 18 | Total expenses. Add lines 13-17 (must equal Part IX, column (A), line 25) | 2,835,990. | 2,437,828. |
| Net Assets or Fund Balances | 19 | Revenue less expenses. Subtract line 18 from line 12 | -76,179. | 557,062. |
| | 20 | Total assets (Part X, line 16) | Beginning of Current Year | End of Year |
| | 21 | Total liabilities (Part X, line 26) | 1,394,221. | 1,859,558. |
| | 22 | Net assets or fund balances. Subtract line 21 from line 20 | 326,124. | 234,399. |
| | | | 1,068,097. | 1,625,159. |

Part II Signature Block

Under penalties of perjury, I declare that I have examined this return, including accompanying schedules and statements, and to the best of my knowledge and belief, it is true, correct, and complete. Declaration of preparer (other than officer) is based on all information of which preparer has any knowledge.

| | | | | |
|-------------------------------|---|--------------------------------|------|--|
| Sign Here | Signature of officer | | Date | |
| | DANIELLE MYERS, OPERATIONS AND COMPLIANCE MANAGER | | | |
| Paid Preparer Use Only | Print/Type preparer's name | Preparer's signature | Date | Check <input type="checkbox"/> if self-employed PTIN |
| | JEFFREY A. SMITH, CPA | | | P00139935 |
| Preparer Use Only | Firm's name ▶ BURDETTE SMITH & BISH LLC | Firm's EIN ▶ 45-4037800 | | |
| | Firm's address ▶ 4114 LEGATO ROAD, 5TH FLOOR FAIRFAX, VA 22033 | Phone no. 703-591-5200 | | |

May the IRS discuss this return with the preparer shown above? See instructions ☒ Yes ☐ No

Part III Statement of Program Service AccomplishmentsCheck if Schedule O contains a response or note to any line in this Part III ☐**1** Briefly describe the organization's mission:

THE THERMOSTAT RECYCLING CORPORATION (TRC) IS A NON-PROFIT ORGANIZATION THAT FACILITATES AND MANAGES THE COLLECTION AND PROPER DISPOSAL OF MERCURY-CONTAINING THERMOSTATS.

2 Did the organization undertake any significant program services during the year which were not listed on the prior Form 990 or 990-EZ? ☐ Yes ☒ No

If "Yes," describe these new services on Schedule O.

3 Did the organization cease conducting, or make significant changes in how it conducts, any program services? ☐ Yes ☒ No

If "Yes," describe these changes on Schedule O.

4 Describe the organization's program service accomplishments for each of its three largest program services, as measured by expenses.

Section 501(c)(3) and 501(c)(4) organizations are required to report the amount of grants and allocations to others, the total expenses, and revenue, if any, for each program service reported.

4a (Code:) (Expenses \$ **2,295,328.** including grants of \$) (Revenue \$ **2,994,730.**)

TRC FACILITATES THE PROPER MANAGEMENT OF WASTE MERCURY THERMOSTATS BY PROVIDING RECYCLING CONTAINERS FOR THE COLLECTION AND TRANSPORT OF WASTE MERCURY THERMOSTATS TO ELIGIBLE COLLECTION SITES IN ALL U.S. STATES EXCEPT ALASKA AND HAWAII. TRC ALSO CONDUCTS AN EDUCATIONAL CAMPAIGN PROMOTING THE PROPER MANAGEMENT OF WASTE MERCURY THERMOSTATS. SINCE TRC'S FOUNDING, TRC HAS COLLECTED OVER 2,500,000 MERCURY-CONTAINING THERMOSTATS WHICH HAS KEPT 12 TONS OF MERCURY OUT OF THE WASTE SYSTEM.

4b (Code:) (Expenses \$ including grants of \$) (Revenue \$)

4c (Code:) (Expenses \$ including grants of \$) (Revenue \$)

4d Other program services (Describe on Schedule O.)

(Expenses \$ including grants of \$) (Revenue \$)

4e Total program service expenses **2,295,328.**

Part IV Checklist of Required Schedules

| | Yes | No |
|---|----------|----------|
| 1 Is the organization described in section 501(c)(3) or 4947(a)(1) (other than a private foundation)? <i>If "Yes," complete Schedule A</i> | | X |
| 2 Is the organization required to complete <i>Schedule B, Schedule of Contributors</i> ? | | X |
| 3 Did the organization engage in direct or indirect political campaign activities on behalf of or in opposition to candidates for public office? <i>If "Yes," complete Schedule C, Part I</i> | | X |
| 4 Section 501(c)(3) organizations. Did the organization engage in lobbying activities, or have a section 501(h) election in effect during the tax year? <i>If "Yes," complete Schedule C, Part II</i> | | |
| 5 Is the organization a section 501(c)(4), 501(c)(5), or 501(c)(6) organization that receives membership dues, assessments, or similar amounts as defined in Revenue Procedure 98-19? <i>If "Yes," complete Schedule C, Part III</i> | X | |
| 6 Did the organization maintain any donor advised funds or any similar funds or accounts for which donors have the right to provide advice on the distribution or investment of amounts in such funds or accounts? <i>If "Yes," complete Schedule D, Part I</i> | | X |
| 7 Did the organization receive or hold a conservation easement, including easements to preserve open space, the environment, historic land areas, or historic structures? <i>If "Yes," complete Schedule D, Part II</i> | | X |
| 8 Did the organization maintain collections of works of art, historical treasures, or other similar assets? <i>If "Yes," complete Schedule D, Part III</i> | | X |
| 9 Did the organization report an amount in Part X, line 21, for escrow or custodial account liability, serve as a custodian for amounts not listed in Part X; or provide credit counseling, debt management, credit repair, or debt negotiation services? <i>If "Yes," complete Schedule D, Part IV</i> | | X |
| 10 Did the organization, directly or through a related organization, hold assets in donor-restricted endowments or in quasi endowments? <i>If "Yes," complete Schedule D, Part V</i> | | X |
| 11 If the organization's answer to any of the following questions is "Yes," then complete Schedule D, Parts VI, VII, VIII, IX, or X as applicable. | | |
| a Did the organization report an amount for land, buildings, and equipment in Part X, line 10? <i>If "Yes," complete Schedule D, Part VI</i> | X | |
| b Did the organization report an amount for investments - other securities in Part X, line 12, that is 5% or more of its total assets reported in Part X, line 16? <i>If "Yes," complete Schedule D, Part VII</i> | | X |
| c Did the organization report an amount for investments - program related in Part X, line 13, that is 5% or more of its total assets reported in Part X, line 16? <i>If "Yes," complete Schedule D, Part VIII</i> | | X |
| d Did the organization report an amount for other assets in Part X, line 15, that is 5% or more of its total assets reported in Part X, line 16? <i>If "Yes," complete Schedule D, Part IX</i> | | X |
| e Did the organization report an amount for other liabilities in Part X, line 25? <i>If "Yes," complete Schedule D, Part X</i> | | X |
| f Did the organization's separate or consolidated financial statements for the tax year include a footnote that addresses the organization's liability for uncertain tax positions under FIN 48 (ASC 740)? <i>If "Yes," complete Schedule D, Part X</i> | X | |
| 12a Did the organization obtain separate, independent audited financial statements for the tax year? <i>If "Yes," complete Schedule D, Parts XI and XII</i> | X | |
| b Was the organization included in consolidated, independent audited financial statements for the tax year? <i>If "Yes," and if the organization answered "No" to line 12a, then completing Schedule D, Parts XI and XII is optional</i> | | X |
| 13 Is the organization a school described in section 170(b)(1)(A)(ii)? <i>If "Yes," complete Schedule E</i> | | X |
| 14a Did the organization maintain an office, employees, or agents outside of the United States? | | X |
| b Did the organization have aggregate revenues or expenses of more than \$10,000 from grantmaking, fundraising, business, investment, and program service activities outside the United States, or aggregate foreign investments valued at \$100,000 or more? <i>If "Yes," complete Schedule F, Parts I and IV</i> | | X |
| 15 Did the organization report on Part IX, column (A), line 3, more than \$5,000 of grants or other assistance to or for any foreign organization? <i>If "Yes," complete Schedule F, Parts II and IV</i> | | X |
| 16 Did the organization report on Part IX, column (A), line 3, more than \$5,000 of aggregate grants or other assistance to or for foreign individuals? <i>If "Yes," complete Schedule F, Parts III and IV</i> | | X |
| 17 Did the organization report a total of more than \$15,000 of expenses for professional fundraising services on Part IX, column (A), lines 6 and 11e? <i>If "Yes," complete Schedule G, Part I</i> | | X |
| 18 Did the organization report more than \$15,000 total of fundraising event gross income and contributions on Part VIII, lines 1c and 8a? <i>If "Yes," complete Schedule G, Part II</i> | | X |
| 19 Did the organization report more than \$15,000 of gross income from gaming activities on Part VIII, line 9a? <i>If "Yes," complete Schedule G, Part III</i> | | X |
| 20a Did the organization operate one or more hospital facilities? <i>If "Yes," complete Schedule H</i> | | X |
| b If "Yes" to line 20a, did the organization attach a copy of its audited financial statements to this return? | | |
| 21 Did the organization report more than \$5,000 of grants or other assistance to any domestic organization or domestic government on Part IX, column (A), line 1? <i>If "Yes," complete Schedule I, Parts I and II</i> | | X |

Part IV Checklist of Required Schedules (continued)

| | Yes | No |
|---|------------|----|
| 22 Did the organization report more than \$5,000 of grants or other assistance to or for domestic individuals on Part IX, column (A), line 2? <i>If "Yes," complete Schedule I, Parts I and III</i> | 22 | X |
| 23 Did the organization answer "Yes" to Part VII, Section A, line 3, 4, or 5 about compensation of the organization's current and former officers, directors, trustees, key employees, and highest compensated employees? <i>If "Yes," complete Schedule J</i> | 23 | X |
| 24a Did the organization have a tax-exempt bond issue with an outstanding principal amount of more than \$100,000 as of the last day of the year, that was issued after December 31, 2002? <i>If "Yes," answer lines 24b through 24d and complete Schedule K. If "No," go to line 25a</i> | 24a | X |
| b Did the organization invest any proceeds of tax-exempt bonds beyond a temporary period exception? | 24b | |
| c Did the organization maintain an escrow account other than a refunding escrow at any time during the year to defease any tax-exempt bonds? | 24c | |
| d Did the organization act as an "on behalf of" issuer for bonds outstanding at any time during the year? | 24d | |
| 25a Section 501(c)(3), 501(c)(4), and 501(c)(29) organizations. Did the organization engage in an excess benefit transaction with a disqualified person during the year? <i>If "Yes," complete Schedule L, Part I</i> | 25a | |
| b Is the organization aware that it engaged in an excess benefit transaction with a disqualified person in a prior year, and that the transaction has not been reported on any of the organization's prior Forms 990 or 990-EZ? <i>If "Yes," complete Schedule L, Part I</i> | 25b | |
| 26 Did the organization report any amount on Part X, line 5 or 22, for receivables from or payables to any current or former officer, director, trustee, key employee, creator or founder, substantial contributor, or 35% controlled entity or family member of any of these persons? <i>If "Yes," complete Schedule L, Part II</i> | 26 | X |
| 27 Did the organization provide a grant or other assistance to any current or former officer, director, trustee, key employee, creator or founder, substantial contributor or employee thereof, a grant selection committee member, or to a 35% controlled entity (including an employee thereof) or family member of any of these persons? <i>If "Yes," complete Schedule L, Part III</i> | 27 | X |
| 28 Was the organization a party to a business transaction with one of the following parties (see Schedule L, Part IV instructions, for applicable filing thresholds, conditions, and exceptions): | | |
| a A current or former officer, director, trustee, key employee, creator or founder, or substantial contributor? <i>If "Yes," complete Schedule L, Part IV</i> | 28a | X |
| b A family member of any individual described in line 28a? <i>If "Yes," complete Schedule L, Part IV</i> | 28b | X |
| c A 35% controlled entity of one or more individuals and/or organizations described in lines 28a or 28b? <i>If "Yes," complete Schedule L, Part IV</i> | 28c | X |
| 29 Did the organization receive more than \$25,000 in non-cash contributions? <i>If "Yes," complete Schedule M</i> | 29 | X |
| 30 Did the organization receive contributions of art, historical treasures, or other similar assets, or qualified conservation contributions? <i>If "Yes," complete Schedule M</i> | 30 | X |
| 31 Did the organization liquidate, terminate, or dissolve and cease operations? <i>If "Yes," complete Schedule N, Part I</i> | 31 | X |
| 32 Did the organization sell, exchange, dispose of, or transfer more than 25% of its net assets? <i>If "Yes," complete Schedule N, Part II</i> | 32 | X |
| 33 Did the organization own 100% of an entity disregarded as separate from the organization under Regulations sections 301.7701-2 and 301.7701-3? <i>If "Yes," complete Schedule R, Part I</i> | 33 | X |
| 34 Was the organization related to any tax-exempt or taxable entity? <i>If "Yes," complete Schedule R, Part II, III, or IV, and Part V, line 1</i> | 34 | X |
| 35a Did the organization have a controlled entity within the meaning of section 512(b)(13)? | 35a | X |
| b If "Yes" to line 35a, did the organization receive any payment from or engage in any transaction with a controlled entity within the meaning of section 512(b)(13)? <i>If "Yes," complete Schedule R, Part V, line 2</i> | 35b | |
| 36 Section 501(c)(3) organizations. Did the organization make any transfers to an exempt non-charitable related organization? <i>If "Yes," complete Schedule R, Part V, line 2</i> | 36 | |
| 37 Did the organization conduct more than 5% of its activities through an entity that is not a related organization and that is treated as a partnership for federal income tax purposes? <i>If "Yes," complete Schedule R, Part VI</i> | 37 | X |
| 38 Did the organization complete Schedule O and provide explanations in Schedule O for Part VI, lines 11b and 19? | 38 | X |

Note: All Form 990 filers are required to complete Schedule O

Part V Statements Regarding Other IRS Filings and Tax ComplianceCheck if Schedule O contains a response or note to any line in this Part V ☐

| | Yes | No |
|---|-----------|----|
| 1a Enter the number reported in Box 3 of Form 1096. Enter -0- if not applicable | 1a | 7 |
| b Enter the number of Forms W-2G included in line 1a. Enter -0- if not applicable | 1b | 0 |
| c Did the organization comply with backup withholding rules for reportable payments to vendors and reportable gaming (gambling) winnings to prize winners? | 1c | X |

Part V Statements Regarding Other IRS Filings and Tax Compliance (continued)

| | Yes | No |
|--|-----|----|
| 2a Enter the number of employees reported on Form W-3, Transmittal of Wage and Tax Statements, filed for the calendar year ending with or within the year covered by this return | 2a | 0 |
| b If at least one is reported on line 2a, did the organization file all required federal employment tax returns? | 2b | |
| Note: If the sum of lines 1a and 2a is greater than 250, you may be required to e-file (see instructions) | | |
| 3a Did the organization have unrelated business gross income of \$1,000 or more during the year? | 3a | X |
| b If "Yes," has it filed a Form 990-T for this year? If "No" to line 3b, provide an explanation on Schedule O | 3b | |
| 4a At any time during the calendar year, did the organization have an interest in, or a signature or other authority over, a financial account in a foreign country (such as a bank account, securities account, or other financial account)? | 4a | X |
| b If "Yes," enter the name of the foreign country | | |
| See instructions for filing requirements for FinCEN Form 114, Report of Foreign Bank and Financial Accounts (FBAR). | | |
| 5a Was the organization a party to a prohibited tax shelter transaction at any time during the tax year? | 5a | X |
| b Did any taxable party notify the organization that it was or is a party to a prohibited tax shelter transaction? | 5b | X |
| c If "Yes" to line 5a or 5b, did the organization file Form 8886-T? | 5c | |
| 6a Does the organization have annual gross receipts that are normally greater than \$100,000, and did the organization solicit any contributions that were not tax deductible as charitable contributions? | 6a | X |
| b If "Yes," did the organization include with every solicitation an express statement that such contributions or gifts were not tax deductible? | 6b | |
| 7 Organizations that may receive deductible contributions under section 170(c). | | |
| a Did the organization receive a payment in excess of \$75 made partly as a contribution and partly for goods and services provided to the payor? | 7a | |
| b If "Yes," did the organization notify the donor of the value of the goods or services provided? | 7b | |
| c Did the organization sell, exchange, or otherwise dispose of tangible personal property for which it was required to file Form 8282? | 7c | |
| d If "Yes," indicate the number of Forms 8282 filed during the year | 7d | |
| e Did the organization receive any funds, directly or indirectly, to pay premiums on a personal benefit contract? | 7e | |
| f Did the organization, during the year, pay premiums, directly or indirectly, on a personal benefit contract? | 7f | |
| g If the organization received a contribution of qualified intellectual property, did the organization file Form 8899 as required? | 7g | |
| h If the organization received a contribution of cars, boats, airplanes, or other vehicles, did the organization file a Form 1098-C? | 7h | |
| 8 Sponsoring organizations maintaining donor advised funds. Did a donor advised fund maintained by the sponsoring organization have excess business holdings at any time during the year? | 8 | |
| 9 Sponsoring organizations maintaining donor advised funds. | | |
| a Did the sponsoring organization make any taxable distributions under section 4966? | 9a | |
| b Did the sponsoring organization make a distribution to a donor, donor advisor, or related person? | 9b | |
| 10 Section 501(c)(7) organizations. Enter: | | |
| a Initiation fees and capital contributions included on Part VIII, line 12 | 10a | |
| b Gross receipts, included on Form 990, Part VIII, line 12, for public use of club facilities | 10b | |
| 11 Section 501(c)(12) organizations. Enter: | | |
| a Gross income from members or shareholders | 11a | |
| b Gross income from other sources (Do not net amounts due or paid to other sources against amounts due or received from them.) | 11b | |
| 12a Section 4947(a)(1) non-exempt charitable trusts. Is the organization filing Form 990 in lieu of Form 1041? | 12a | |
| b If "Yes," enter the amount of tax-exempt interest received or accrued during the year | 12b | |
| 13 Section 501(c)(29) qualified nonprofit health insurance issuers. | | |
| a Is the organization licensed to issue qualified health plans in more than one state? | 13a | |
| Note: See the instructions for additional information the organization must report on Schedule O. | | |
| b Enter the amount of reserves the organization is required to maintain by the states in which the organization is licensed to issue qualified health plans | 13b | |
| c Enter the amount of reserves on hand | 13c | |
| 14a Did the organization receive any payments for indoor tanning services during the tax year? | 14a | X |
| b If "Yes," has it filed a Form 720 to report these payments? If "No," provide an explanation on Schedule O | 14b | |
| 15 Is the organization subject to the section 4960 tax on payment(s) of more than \$1,000,000 in remuneration or excess parachute payment(s) during the year? | 15 | X |
| If "Yes," see instructions and file Form 4720, Schedule N. | | |
| 16 Is the organization an educational institution subject to the section 4968 excise tax on net investment income? | 16 | X |
| If "Yes," complete Form 4720, Schedule O. | | |

Form 990 (2020)

Part VI Governance, Management, and Disclosure For each "Yes" response to lines 2 through 7b below, and for a "No" response to line 8a, 8b, or 10b below, describe the circumstances, processes, or changes on Schedule O. See instructions.

Check if Schedule O contains a response or note to any line in this Part VI ☒

Section A. Governing Body and Management

| | 1a | 1b | 2 | 3 | 4 | 5 | 6 | 7a | 7b | 8a | 8b | 9 | Yes | No |
|--|----|----|---|---|---|---|---|----|----|----|----|---|-----|----|
| 1a Enter the number of voting members of the governing body at the end of the tax year | 4 | | | | | | | | | | | | | |
| If there are material differences in voting rights among members of the governing body, or if the governing body delegated broad authority to an executive committee or similar committee, explain on Schedule O. | | | | | | | | | | | | | | |
| b Enter the number of voting members included on line 1a, above, who are independent | | 4 | | | | | | | | | | | | |
| 2 Did any officer, director, trustee, or key employee have a family relationship or a business relationship with any other officer, director, trustee, or key employee? | | | 2 | | | | | | | | | | | X |
| 3 Did the organization delegate control over management duties customarily performed by or under the direct supervision of officers, directors, trustees, or key employees to a management company or other person? | | | | 3 | | | | | | | | | X | |
| 4 Did the organization make any significant changes to its governing documents since the prior Form 990 was filed? | | | | | 4 | | | | | | | | | X |
| 5 Did the organization become aware during the year of a significant diversion of the organization's assets? | | | | | | 5 | | | | | | | | X |
| 6 Did the organization have members or stockholders? | | | | | | | 6 | | | | | | X | |
| 7a Did the organization have members, stockholders, or other persons who had the power to elect or appoint one or more members of the governing body? | | | | | | | | 7a | | | | | X | |
| b Are any governance decisions of the organization reserved to (or subject to approval by) members, stockholders, or persons other than the governing body? | | | | | | | | | 7b | | | | | X |
| 8 Did the organization contemporaneously document the meetings held or written actions undertaken during the year by the following: | | | | | | | | | | | | | | |
| a The governing body? | | | | | | | | | | 8a | | | X | |
| b Each committee with authority to act on behalf of the governing body? | | | | | | | | | | | 8b | | X | |
| 9 Is there any officer, director, trustee, or key employee listed in Part VII, Section A, who cannot be reached at the organization's mailing address? If "Yes," provide the names and addresses on Schedule O | | | | | | | | | | | | 9 | | X |

Section B. Policies (This Section B requests information about policies not required by the Internal Revenue Code.)

| | 10a | 10b | 11a | 11b | 12a | 12b | 12c | 13 | 14 | 15a | 15b | 16a | 16b | Yes | No |
|---|-----|-----|-----|-----|-----|-----|-----|----|----|-----|-----|-----|-----|-----|----|
| 10a Did the organization have local chapters, branches, or affiliates? | 10a | | | | | | | | | | | | | | X |
| b If "Yes," did the organization have written policies and procedures governing the activities of such chapters, affiliates, and branches to ensure their operations are consistent with the organization's exempt purposes? | | 10b | | | | | | | | | | | | | |
| 11a Has the organization provided a complete copy of this Form 990 to all members of its governing body before filing the form? | | | 11a | | | | | | | | | | | X | |
| b Describe in Schedule O the process, if any, used by the organization to review this Form 990. | | | | | | | | | | | | | | | |
| 12a Did the organization have a written conflict of interest policy? If "No," go to line 13 | | | | | 12a | | | | | | | | | X | |
| b Were officers, directors, or trustees, and key employees required to disclose annually interests that could give rise to conflicts? | | | | | | 12b | | | | | | | | | X |
| c Did the organization regularly and consistently monitor and enforce compliance with the policy? If "Yes," describe in Schedule O how this was done | | | | | | | 12c | | | | | | | | X |
| 13 Did the organization have a written whistleblower policy? | | | | | | | | 13 | | | | | | X | |
| 14 Did the organization have a written document retention and destruction policy? | | | | | | | | | 14 | | | | | X | |
| 15 Did the process for determining compensation of the following persons include a review and approval by independent persons, comparability data, and contemporaneous substantiation of the deliberation and decision? | | | | | | | | | | | | | | | |
| a The organization's CEO, Executive Director, or top management official | | | | | | | | | | 15a | | | | | X |
| b Other officers or key employees of the organization | | | | | | | | | | | 15b | | | | X |
| If "Yes" to line 15a or 15b, describe the process in Schedule O (see instructions). | | | | | | | | | | | | | | | |
| 16a Did the organization invest in, contribute assets to, or participate in a joint venture or similar arrangement with a taxable entity during the year? | | | | | | | | | | | | 16a | | | X |
| b If "Yes," did the organization follow a written policy or procedure requiring the organization to evaluate its participation in joint venture arrangements under applicable federal tax law, and take steps to safeguard the organization's exempt status with respect to such arrangements? | | | | | | | | | | | | | 16b | | |

Section C. Disclosure

17 List the states with which a copy of this Form 990 is required to be filed **CA, MT, IL**

18 Section 6104 requires an organization to make its Forms 1023 (1024 or 1024-A, if applicable), 990, and 990-T (Section 501(c)(3)s only) available for public inspection. Indicate how you made these available. Check all that apply.
☐ Own website ☐ Another's website ☒ Upon request ☐ Other (explain on Schedule O)

19 Describe on Schedule O whether (and if so, how) the organization made its governing documents, conflict of interest policy, and financial statements available to the public during the tax year.

20 State the name, address, and telephone number of the person who possesses the organization's books and records **DANIELLE MYERS - 267-513-1726**
500 OFFICE CENTER DRIVE, STE 400, FORT WASHINGTON, PA 19034

Part VII Section A. Officers, Directors, Trustees, Key Employees, and Highest Compensated Employees (continued)

| (A) Name and title | (B) Average hours per week (list any hours for related organizations below line) | (C) Position (do not check more than one box, unless person is both an officer and a director/trustee) | | | | | | (D) Reportable compensation from the organization (W-2/1099-MISC) | (E) Reportable compensation from related organizations (W-2/1099-MISC) | (F) Estimated amount of other compensation from the organization and related organizations |
|--|---|--|-----------------------|---------|--------------|------------------------------|--------|--|---|---|
| | | Individual trustee or director | Institutional trustee | Officer | Key employee | Highest compensated employee | Former | | | |
| | | | | | | | | | | |
| | | | | | | | | | | |
| | | | | | | | | | | |
| | | | | | | | | | | |
| | | | | | | | | | | |
| | | | | | | | | | | |
| | | | | | | | | | | |
| | | | | | | | | | | |
| | | | | | | | | | | |
| | | | | | | | | | | |
| | | | | | | | | | | |
| | | | | | | | | | | |
| | | | | | | | | | | |
| | | | | | | | | | | |
| | | | | | | | | | | |
| | | | | | | | | | | |
| 1b Subtotal | | | | | | | | 0. | 0. | 0. |
| c Total from continuation sheets to Part VII, Section A | | | | | | | | 0. | 0. | 0. |
| d Total (add lines 1b and 1c) | | | | | | | | 0. | 0. | 0. |

2 Total number of individuals (including but not limited to those listed above) who received more than \$100,000 of reportable compensation from the organization **0**

- 3** Did the organization list any **former** officer, director, trustee, key employee, or highest compensated employee on line 1a? *If "Yes," complete Schedule J for such individual* **3** **Yes** **No** **X**
- 4** For any individual listed on line 1a, is the sum of reportable compensation and other compensation from the organization and related organizations greater than \$150,000? *If "Yes," complete Schedule J for such individual* **4** **Yes** **No** **X**
- 5** Did any person listed on line 1a receive or accrue compensation from any unrelated organization or individual for services rendered to the organization? *If "Yes," complete Schedule J for such person* **5** **Yes** **No** **X**

Section B. Independent Contractors

1 Complete this table for your five highest compensated independent contractors that received more than \$100,000 of compensation from the organization. Report compensation for the calendar year ending with or within the organization's tax year.

| (A) Name and business address | (B) Description of services | (C) Compensation |
|--|--------------------------------|---------------------|
| S. GRONER ASSOCIATES, INC., 100 W. BROADWAY, SUITE 290, LONG BEACH, CA 90802 | MARKETING CONSULTING | 576,849. |
| KELLEN COMPANY, 355 LEXINGTON AVENUE, 1TH FLOOR, NEW YORK, NY 10017 | ASSOCIATION MANAGEMENT | 382,000. |
| AXIOM ADVISORS, 1201 K STREET, SUITE 920, SACRAMENTO, CA 95814 | CONSULTING SERVICES | 175,300. |
| CROSSROAD SERVICES INC 2360 ALVARADO STREET, SAN LEANDRO, CA 94577 | UTILITY SERVICES | 117,159. |
| | | |
| | | |

2 Total number of independent contractors (including but not limited to those listed above) who received more than \$100,000 of compensation from the organization **4**

Part VIII Statement of RevenueCheck if Schedule O contains a response or note to any line in this Part VIII ☐

| | | | | (A) | (B) | (C) | (D) |
|---|---|--|--|---------------|------------------------------------|----------------------------|--|
| | | | | Total revenue | Related or exempt function revenue | Unrelated business revenue | Revenue excluded from tax under sections 512 - 514 |
| Contributions, Gifts, Grants and Other Similar Amounts | 1 a | Federated campaigns | 1a | | | | |
| | b | Membership dues | 1b | | | | |
| | c | Fundraising events | 1c | | | | |
| | d | Related organizations | 1d | | | | |
| | e | Government grants (contributions) | 1e | | | | |
| | f | All other contributions, gifts, grants, and similar amounts not included above ... | 1f | | | | |
| | g | Noncash contributions included in lines 1a-1f | 1g | \$ | | | |
| | h | Total. Add lines 1a-1f | | | | | |
| Program Service Revenue | 2 a | MEMBERSHIP DUES | Business Code | 900099 | 2,716,705. | 2,716,705. | |
| | b | GOVERNMENT AFFAIRS | 900099 | 278,000. | 278,000. | | |
| | c | SITE PARTICIPATION FEE | 900099 | 25. | 25. | | |
| | d | | | | | | |
| | e | | | | | | |
| | f | All other program service revenue | | | | | |
| | g | Total. Add lines 2a-2f | | 2,994,730. | | | |
| | Other Revenue | 3 | Investment income (including dividends, interest, and other similar amounts) | | 160. | | |
| 4 | | Income from investment of tax-exempt bond proceeds | | | | | |
| 5 | | Royalties | | | | | |
| 6 a | | Gross rents | (i) Real | (ii) Personal | | | |
| b | | Less: rental expenses ... | | | | | |
| c | | Rental income or (loss) | | | | | |
| d | | Net rental income or (loss) | | | | | |
| 7 a | | Gross amount from sales of assets other than inventory | (i) Securities | (ii) Other | | | |
| b | | Less: cost or other basis and sales expenses | | | | | |
| c | | Gain or (loss) | | | | | |
| d | | Net gain or (loss) | | | | | |
| 8 a | | Gross income from fundraising events (not including \$ _____ of contributions reported on line 1c). See Part IV, line 18 | | | | | |
| b | | Less: direct expenses | | | | | |
| c | | Net income or (loss) from fundraising events | | | | | |
| 9 a | Gross income from gaming activities. See Part IV, line 19 | | | | | | |
| b | Less: direct expenses | | | | | | |
| c | Net income or (loss) from gaming activities | | | | | | |
| 10 a | Gross sales of inventory, less returns and allowances | | | | | | |
| b | Less: cost of goods sold | | | | | | |
| c | Net income or (loss) from sales of inventory | | | | | | |
| Miscellaneous Revenue | 11 a | | Business Code | | | | |
| | b | | | | | | |
| | c | | | | | | |
| | d | All other revenue | | | | | |
| | e | Total. Add lines 11a-11d | | | | | |
| | 12 | Total revenue. See instructions | | 2,994,890. | 2,994,730. | 0. | 160. |

Part IX Statement of Functional Expenses

Section 501(c)(3) and 501(c)(4) organizations must complete all columns. All other organizations must complete column (A).

Check if Schedule O contains a response or note to any line in this Part IX

☒ X

| Do not include amounts reported on lines 6b, 7b, 8b, 9b, and 10b of Part VIII. | (A) Total expenses | (B) Program service expenses | (C) Management and general expenses | (D) Fundraising expenses |
|---|-----------------------|---------------------------------|--|-----------------------------|
| 1 Grants and other assistance to domestic organizations and domestic governments. See Part IV, line 21 | | | | |
| 2 Grants and other assistance to domestic individuals. See Part IV, line 22 | | | | |
| 3 Grants and other assistance to foreign organizations, foreign governments, and foreign individuals. See Part IV, lines 15 and 16 | | | | |
| 4 Benefits paid to or for members | | | | |
| 5 Compensation of current officers, directors, trustees, and key employees | | | | |
| 6 Compensation not included above to disqualified persons (as defined under section 4958(f)(1)) and persons described in section 4958(c)(3)(B) | | | | |
| 7 Other salaries and wages | | | | |
| 8 Pension plan accruals and contributions (include section 401(k) and 403(b) employer contributions) | | | | |
| 9 Other employee benefits | | | | |
| 10 Payroll taxes | 11. | | | |
| 11 Fees for services (nonemployees): | | | | |
| a Management | 358,000. | | | |
| b Legal | 14,000. | | | |
| c Accounting | 15,500. | | | |
| d Lobbying | | | | |
| e Professional fundraising services. See Part IV, line 17 | | | | |
| f Investment management fees | | | | |
| g Other. (If line 11g amount exceeds 10% of line 25, column (A) amount, list line 11g expenses on Sch. O.) | 628,990. | | | |
| 12 Advertising and promotion | 769,983. | | | |
| 13 Office expenses | 15,890. | | | |
| 14 Information technology | 42,485. | | | |
| 15 Royalties | | | | |
| 16 Occupancy | 21,628. | | | |
| 17 Travel | 7,669. | | | |
| 18 Payments of travel or entertainment expenses for any federal, state, or local public officials | | | | |
| 19 Conferences, conventions, and meetings | | | | |
| 20 Interest | | | | |
| 21 Payments to affiliates | | | | |
| 22 Depreciation, depletion, and amortization | 48,854. | | | |
| 23 Insurance | 26,393. | | | |
| 24 Other expenses. Itemize expenses not covered above (List miscellaneous expenses on line 24e. If line 24e amount exceeds 10% of line 25, column (A) amount, list line 24e expenses on Schedule O.) | | | | |
| a RECYCLING SERVICES | 396,480. | | | |
| b SPONSORSHIPS AND MEMBER | 40,655. | | | |
| c BAD DEBT | 30,575. | | | |
| d INCENTIVE PAYMENTS | 10,150. | | | |
| e All other expenses | 10,565. | | | |
| 25 Total functional expenses. Add lines 1 through 24e | 2,437,828. | | | |
| 26 Joint costs. Complete this line only if the organization reported in column (B) joint costs from a combined educational campaign and fundraising solicitation. | | | | |

Check here ☐ if following SOP 98-2 (ASC 958-720)

Part X Balance SheetCheck if Schedule O contains a response or note to any line in this Part X ☐

| | | (A) Beginning of year | | (B) End of year |
|--|--|--------------------------|---------------|--------------------|
| Assets | 1 Cash - non-interest-bearing | 893,255. | 1 | 1,311,316. |
| | 2 Savings and temporary cash investments | 250,544. | 2 | 250,671. |
| | 3 Pledges and grants receivable, net | | 3 | |
| | 4 Accounts receivable, net | 30,601. | 4 | 118,313. |
| | 5 Loans and other receivables from any current or former officer, director, trustee, key employee, creator or founder, substantial contributor, or 35% controlled entity or family member of any of these persons | | 5 | |
| | 6 Loans and other receivables from other disqualified persons (as defined under section 4958(f)(1)), and persons described in section 4958(c)(3)(B) | | 6 | |
| | 7 Notes and loans receivable, net | | 7 | |
| | 8 Inventories for sale or use | | 8 | |
| | 9 Prepaid expenses and deferred charges | 48,785. | 9 | 32,076. |
| | 10a Land, buildings, and equipment: cost or other basis. Complete Part VI of Schedule D | 10a 10,068. | | |
| | b Less: accumulated depreciation | 10b 10,068. | 10c 0. | 0. |
| | 11 Investments - publicly traded securities | | 11 | |
| | 12 Investments - other securities. See Part IV, line 11 | | 12 | |
| | 13 Investments - program-related. See Part IV, line 11 | | 13 | |
| | 14 Intangible assets | 161,668. | 14 | 137,814. |
| | 15 Other assets. See Part IV, line 11 | 9,368. | 15 | 9,368. |
| 16 Total assets. Add lines 1 through 15 (must equal line 33) | 1,394,221. | 16 | 1,859,558. | |
| Liabilities | 17 Accounts payable and accrued expenses | 326,124. | 17 | 177,437. |
| | 18 Grants payable | | 18 | |
| | 19 Deferred revenue | | 19 | 56,962. |
| | 20 Tax-exempt bond liabilities | | 20 | |
| | 21 Escrow or custodial account liability. Complete Part IV of Schedule D | | 21 | |
| | 22 Loans and other payables to any current or former officer, director, trustee, key employee, creator or founder, substantial contributor, or 35% controlled entity or family member of any of these persons | | 22 | |
| | 23 Secured mortgages and notes payable to unrelated third parties | | 23 | |
| | 24 Unsecured notes and loans payable to unrelated third parties | | 24 | |
| | 25 Other liabilities (including federal income tax, payables to related third parties, and other liabilities not included on lines 17-24). Complete Part X of Schedule D | | 25 | |
| | 26 Total liabilities. Add lines 17 through 25 | 326,124. | 26 | 234,399. |
| Net Assets or Fund Balances | Organizations that follow FASB ASC 958, check here <input checked="" type="checkbox"/> and complete lines 27, 28, 32, and 33. | | | |
| | 27 Net assets without donor restrictions | 948,097. | 27 | 1,505,159. |
| | 28 Net assets with donor restrictions | 120,000. | 28 | 120,000. |
| | Organizations that do not follow FASB ASC 958, check here <input type="checkbox"/> and complete lines 29 through 33. | | | |
| | 29 Capital stock or trust principal, or current funds | | 29 | |
| | 30 Paid-in or capital surplus, or land, building, or equipment fund | | 30 | |
| | 31 Retained earnings, endowment, accumulated income, or other funds | | 31 | |
| | 32 Total net assets or fund balances | 1,068,097. | 32 | 1,625,159. |
| | 33 Total liabilities and net assets/fund balances | 1,394,221. | 33 | 1,859,558. |

Form 990 (2020)

Part XI Reconciliation of Net AssetsCheck if Schedule O contains a response or note to any line in this Part XI ☐

| | | | |
|-----------|--|-----------|------------|
| 1 | Total revenue (must equal Part VIII, column (A), line 12) | 1 | 2,994,890. |
| 2 | Total expenses (must equal Part IX, column (A), line 25) | 2 | 2,437,828. |
| 3 | Revenue less expenses. Subtract line 2 from line 1 | 3 | 557,062. |
| 4 | Net assets or fund balances at beginning of year (must equal Part X, line 32, column (A)) | 4 | 1,068,097. |
| 5 | Net unrealized gains (losses) on investments | 5 | |
| 6 | Donated services and use of facilities | 6 | |
| 7 | Investment expenses | 7 | |
| 8 | Prior period adjustments | 8 | |
| 9 | Other changes in net assets or fund balances (explain on Schedule O) | 9 | 0. |
| 10 | Net assets or fund balances at end of year. Combine lines 3 through 9 (must equal Part X, line 32, column (B)) | 10 | 1,625,159. |

Part XII Financial Statements and ReportingCheck if Schedule O contains a response or note to any line in this Part XII ☒

| | Yes | No |
|---|----------|----------|
| 1 Accounting method used to prepare the Form 990: <input type="checkbox"/> Cash <input checked="" type="checkbox"/> Accrual <input type="checkbox"/> Other _____ If the organization changed its method of accounting from a prior year or checked "Other," explain in Schedule O. | | |
| 2a Were the organization's financial statements compiled or reviewed by an independent accountant? _____ If "Yes," check a box below to indicate whether the financial statements for the year were compiled or reviewed on a separate basis, consolidated basis, or both: <input type="checkbox"/> Separate basis <input type="checkbox"/> Consolidated basis <input type="checkbox"/> Both consolidated and separate basis | | X |
| b Were the organization's financial statements audited by an independent accountant? _____ If "Yes," check a box below to indicate whether the financial statements for the year were audited on a separate basis, consolidated basis, or both: <input checked="" type="checkbox"/> Separate basis <input type="checkbox"/> Consolidated basis <input type="checkbox"/> Both consolidated and separate basis | X | |
| c If "Yes" to line 2a or 2b, does the organization have a committee that assumes responsibility for oversight of the audit, review, or compilation of its financial statements and selection of an independent accountant? _____ If the organization changed either its oversight process or selection process during the tax year, explain on Schedule O. | X | |
| 3a As a result of a federal award, was the organization required to undergo an audit or audits as set forth in the Single Audit Act and OMB Circular A-133? _____ | | X |
| b If "Yes," did the organization undergo the required audit or audits? If the organization did not undergo the required audit or audits, explain why on Schedule O and describe any steps taken to undergo such audits _____ | | |

Form 990 (2020)

SCHEDULE C
(Form 990 or 990-EZ)

Department of the Treasury
Internal Revenue Service

Political Campaign and Lobbying Activities

For Organizations Exempt From Income Tax Under section 501(c) and section 527
▶ **Complete if the organization is described below.** ▶ **Attach to Form 990 or Form 990-EZ.**
▶ **Go to www.irs.gov/Form990 for instructions and the latest information.**

OMB No. 1545-0047

2020

**Open to Public
Inspection**

If the organization answered "Yes," on Form 990, Part IV, line 3, or Form 990-EZ, Part V, line 46 (Political Campaign Activities), then

- Section 501(c)(3) organizations: Complete Parts I-A and B. Do not complete Part I-C.
- Section 501(c) (other than section 501(c)(3)) organizations: Complete Parts I-A and C below. Do not complete Part I-B.
- Section 527 organizations: Complete Part I-A only.

If the organization answered "Yes," on Form 990, Part IV, line 4, or Form 990-EZ, Part VI, line 47 (Lobbying Activities), then

- Section 501(c)(3) organizations that have filed Form 5768 (election under section 501(h)): Complete Part II-A. Do not complete Part II-B.
- Section 501(c)(3) organizations that have NOT filed Form 5768 (election under section 501(h)): Complete Part II-B. Do not complete Part II-A.

If the organization answered "Yes," on Form 990, Part IV, line 5 (Proxy Tax) (See separate instructions) or Form 990-EZ, Part V, line 35c (Proxy Tax) (See separate instructions), then

- Section 501(c)(4), (5), or (6) organizations: Complete Part III.

Name of organization

THERMOSTAT RECYCLING CORPORATION

Employer identification number

54-1830284

Part I-A Complete if the organization is exempt under section 501(c) or is a section 527 organization.

1 Provide a description of the organization's direct and indirect political campaign activities in Part IV.

2 Political campaign activity expenditures ▶ \$

3 Volunteer hours for political campaign activities ▶

Part I-B Complete if the organization is exempt under section 501(c)(3).

1 Enter the amount of any excise tax incurred by the organization under section 4955 ▶ \$

2 Enter the amount of any excise tax incurred by organization managers under section 4955 ▶ \$

3 If the organization incurred a section 4955 tax, did it file Form 4720 for this year? ☐ Yes ☐ No

4a Was a correction made? ☐ Yes ☐ No

b If "Yes," describe in Part IV.

Part I-C Complete if the organization is exempt under section 501(c), except section 501(c)(3).

1 Enter the amount directly expended by the filing organization for section 527 exempt function activities ▶ \$

2 Enter the amount of the filing organization's funds contributed to other organizations for section 527
exempt function activities ▶ \$

3 Total exempt function expenditures. Add lines 1 and 2. Enter here and on Form 1120-POL,
line 17b ▶ \$

4 Did the filing organization file **Form 1120-POL** for this year? ☐ Yes ☐ No

5 Enter the names, addresses and employer identification number (EIN) of all section 527 political organizations to which the filing organization made payments. For each organization listed, enter the amount paid from the filing organization's funds. Also enter the amount of political contributions received that were promptly and directly delivered to a separate political organization, such as a separate segregated fund or a political action committee (PAC). If additional space is needed, provide information in Part IV.

| (a) Name | (b) Address | (c) EIN | (d) Amount paid from filing organization's funds. If none, enter -0-. | (e) Amount of political contributions received and promptly and directly delivered to a separate political organization. If none, enter -0-. |
|----------|-------------|---------|---|--|
| | | | | |
| | | | | |
| | | | | |
| | | | | |
| | | | | |
| | | | | |
| | | | | |

For Paperwork Reduction Act Notice, see the Instructions for Form 990 or 990-EZ.

Schedule C (Form 990 or 990-EZ) 2020

LHA

032041 12-02-20

Part II-A Complete if the organization is exempt under section 501(c)(3) and filed Form 5768 (election under section 501(h)).

A Check ☐ if the filing organization belongs to an affiliated group (and list in Part IV each affiliated group member's name, address, EIN, expenses, and share of excess lobbying expenditures).

B Check ☐ if the filing organization checked box A and "limited control" provisions apply.

| Limits on Lobbying Expenditures (The term "expenditures" means amounts paid or incurred.) | | (a) Filing organization's totals | (b) Affiliated group totals | | | | | | | | | | | | |
|---|--|--|-----------------------------|-------------------------------|---|--|---|--|--|---|-------------------|--------------|--|--|--|
| 1a Total lobbying expenditures to influence public opinion (grassroots lobbying) | | | | | | | | | | | | | | | |
| b Total lobbying expenditures to influence a legislative body (direct lobbying) | | | | | | | | | | | | | | | |
| c Total lobbying expenditures (add lines 1a and 1b) | | | | | | | | | | | | | | | |
| d Other exempt purpose expenditures | | | | | | | | | | | | | | | |
| e Total exempt purpose expenditures (add lines 1c and 1d) | | | | | | | | | | | | | | | |
| f Lobbying nontaxable amount. Enter the amount from the following table in both columns. | | | | | | | | | | | | | | | |
| <table border="1"> <thead> <tr> <th>If the amount on line 1e, column (a) or (b) is:</th> <th>The lobbying nontaxable amount is:</th> </tr> </thead> <tbody> <tr> <td>Not over \$500,000</td> <td>20% of the amount on line 1e.</td> </tr> <tr> <td>Over \$500,000 but not over \$1,000,000</td> <td>\$100,000 plus 15% of the excess over \$500,000.</td> </tr> <tr> <td>Over \$1,000,000 but not over \$1,500,000</td> <td>\$175,000 plus 10% of the excess over \$1,000,000.</td> </tr> <tr> <td>Over \$1,500,000 but not over \$17,000,000</td> <td>\$225,000 plus 5% of the excess over \$1,500,000.</td> </tr> <tr> <td>Over \$17,000,000</td> <td>\$1,000,000.</td> </tr> </tbody> </table> | If the amount on line 1e, column (a) or (b) is: | The lobbying nontaxable amount is: | Not over \$500,000 | 20% of the amount on line 1e. | Over \$500,000 but not over \$1,000,000 | \$100,000 plus 15% of the excess over \$500,000. | Over \$1,000,000 but not over \$1,500,000 | \$175,000 plus 10% of the excess over \$1,000,000. | Over \$1,500,000 but not over \$17,000,000 | \$225,000 plus 5% of the excess over \$1,500,000. | Over \$17,000,000 | \$1,000,000. | | | |
| If the amount on line 1e, column (a) or (b) is: | The lobbying nontaxable amount is: | | | | | | | | | | | | | | |
| Not over \$500,000 | 20% of the amount on line 1e. | | | | | | | | | | | | | | |
| Over \$500,000 but not over \$1,000,000 | \$100,000 plus 15% of the excess over \$500,000. | | | | | | | | | | | | | | |
| Over \$1,000,000 but not over \$1,500,000 | \$175,000 plus 10% of the excess over \$1,000,000. | | | | | | | | | | | | | | |
| Over \$1,500,000 but not over \$17,000,000 | \$225,000 plus 5% of the excess over \$1,500,000. | | | | | | | | | | | | | | |
| Over \$17,000,000 | \$1,000,000. | | | | | | | | | | | | | | |
| g Grassroots nontaxable amount (enter 25% of line 1f) | | | | | | | | | | | | | | | |
| h Subtract line 1g from line 1a. If zero or less, enter -0- | | | | | | | | | | | | | | | |
| i Subtract line 1f from line 1c. If zero or less, enter -0- | | | | | | | | | | | | | | | |
| j If there is an amount other than zero on either line 1h or line 1i, did the organization file Form 4720 reporting section 4911 tax for this year? | | <input type="checkbox"/> Yes <input type="checkbox"/> No | | | | | | | | | | | | | |

4-Year Averaging Period Under Section 501(h)

(Some organizations that made a section 501(h) election do not have to complete all of the five columns below.)

See the separate instructions for lines 2a through 2f.)

| Lobbying Expenditures During 4-Year Averaging Period | | | | | |
|---|----------|----------|----------|----------|-----------|
| Calendar year (or fiscal year beginning in) | (a) 2017 | (b) 2018 | (c) 2019 | (d) 2020 | (e) Total |
| 2a Lobbying nontaxable amount | | | | | |
| b Lobbying ceiling amount (150% of line 2a, column(e)) | | | | | |
| c Total lobbying expenditures | | | | | |
| d Grassroots nontaxable amount | | | | | |
| e Grassroots ceiling amount (150% of line 2d, column (e)) | | | | | |
| f Grassroots lobbying expenditures | | | | | |

Schedule C (Form 990 or 990-EZ) 2020

SCHEDULE D
(Form 990)Department of the Treasury
Internal Revenue Service**Supplemental Financial Statements**

▶ **Complete if the organization answered "Yes" on Form 990, Part IV, line 6, 7, 8, 9, 10, 11a, 11b, 11c, 11d, 11e, 11f, 12a, or 12b.**
▶ **Attach to Form 990.**

▶ **Go to www.irs.gov/Form990 for instructions and the latest information.**

OMB No. 1545-0047

2020**Open to Public Inspection****Name of the organization****THERMOSTAT RECYCLING CORPORATION****Employer identification number****54-1830284****Part I****Organizations Maintaining Donor Advised Funds or Other Similar Funds or Accounts.** Complete if the organization answered "Yes" on Form 990, Part IV, line 6.

| | (a) Donor advised funds | (b) Funds and other accounts |
|---|------------------------------|------------------------------|
| 1 Total number at end of year | | |
| 2 Aggregate value of contributions to (during year) | | |
| 3 Aggregate value of grants from (during year) | | |
| 4 Aggregate value at end of year | | |
| 5 Did the organization inform all donors and donor advisors in writing that the assets held in donor advised funds are the organization's property, subject to the organization's exclusive legal control? | <input type="checkbox"/> Yes | <input type="checkbox"/> No |
| 6 Did the organization inform all grantees, donors, and donor advisors in writing that grant funds can be used only for charitable purposes and not for the benefit of the donor or donor advisor, or for any other purpose conferring impermissible private benefit? | <input type="checkbox"/> Yes | <input type="checkbox"/> No |

Part II**Conservation Easements.** Complete if the organization answered "Yes" on Form 990, Part IV, line 7.

1 Purpose(s) of conservation easements held by the organization (check all that apply).
☐ Preservation of land for public use (for example, recreation or education) ☐ Preservation of a historically important land area
☐ Protection of natural habitat ☐ Preservation of a certified historic structure
☐ Preservation of open space

2 Complete lines 2a through 2d if the organization held a qualified conservation contribution in the form of a conservation easement on the last day of the tax year.

| | Held at the End of the Tax Year |
|--|---------------------------------|
| a Total number of conservation easements | 2a |
| b Total acreage restricted by conservation easements | 2b |
| c Number of conservation easements on a certified historic structure included in (a) | 2c |
| d Number of conservation easements included in (c) acquired after 7/25/06, and not on a historic structure listed in the National Register | 2d |

3 Number of conservation easements modified, transferred, released, extinguished, or terminated by the organization during the tax year ▶

4 Number of states where property subject to conservation easement is located ▶

5 Does the organization have a written policy regarding the periodic monitoring, inspection, handling of violations, and enforcement of the conservation easements it holds?

☐ Yes ☐ No

6 Staff and volunteer hours devoted to monitoring, inspecting, handling of violations, and enforcing conservation easements during the year ▶

7 Amount of expenses incurred in monitoring, inspecting, handling of violations, and enforcing conservation easements during the year ▶ \$

8 Does each conservation easement reported on line 2(d) above satisfy the requirements of section 170(h)(4)(B)(i) and section 170(h)(4)(B)(ii)?

☐ Yes ☐ No

9 In Part XIII, describe how the organization reports conservation easements in its revenue and expense statement and balance sheet, and include, if applicable, the text of the footnote to the organization's financial statements that describes the organization's accounting for conservation easements.

Part III**Organizations Maintaining Collections of Art, Historical Treasures, or Other Similar Assets.**

Complete if the organization answered "Yes" on Form 990, Part IV, line 8.

1a If the organization elected, as permitted under FASB ASC 958, not to report in its revenue statement and balance sheet works of art, historical treasures, or other similar assets held for public exhibition, education, or research in furtherance of public service, provide in Part XIII the text of the footnote to its financial statements that describes these items.

b If the organization elected, as permitted under FASB ASC 958, to report in its revenue statement and balance sheet works of art, historical treasures, or other similar assets held for public exhibition, education, or research in furtherance of public service, provide the following amounts relating to these items:

(i) Revenue included on Form 990, Part VIII, line 1

(ii) Assets included in Form 990, Part X

2 If the organization received or held works of art, historical treasures, or other similar assets for financial gain, provide the following amounts required to be reported under FASB ASC 958 relating to these items:

a Revenue included on Form 990, Part VIII, line 1

b Assets included in Form 990, Part X

LHA For Paperwork Reduction Act Notice, see the Instructions for Form 990.

Schedule D (Form 990) 2020

Part III Organizations Maintaining Collections of Art, Historical Treasures, or Other Similar Assets (continued)

3 Using the organization's acquisition, accession, and other records, check any of the following that make significant use of its collection items (check all that apply):

a ☐ Public exhibition

d ☐ Loan or exchange program

b ☐ Scholarly research

e ☐ Other _____

c ☐ Preservation for future generations

4 Provide a description of the organization's collections and explain how they further the organization's exempt purpose in Part XIII.

5 During the year, did the organization solicit or receive donations of art, historical treasures, or other similar assets

to be sold to raise funds rather than to be maintained as part of the organization's collection? ☐ Yes ☐ No

Part IV Escrow and Custodial Arrangements. Complete if the organization answered "Yes" on Form 990, Part IV, line 9, or reported an amount on Form 990, Part X, line 21.

1a Is the organization an agent, trustee, custodian or other intermediary for contributions or other assets not included on Form 990, Part X? ☐ Yes ☐ No

b If "Yes," explain the arrangement in Part XIII and complete the following table:

c Beginning balance

d Additions during the year

e Distributions during the year

f Ending balance

| | Amount |
|----|--------|
| 1c | |
| 1d | |
| 1e | |
| 1f | |

2a Did the organization include an amount on Form 990, Part X, line 21, for escrow or custodial account liability? ☐ Yes ☐ No

b If "Yes," explain the arrangement in Part XIII. Check here if the explanation has been provided on Part XIII ☐

Part V Endowment Funds. Complete if the organization answered "Yes" on Form 990, Part IV, line 10.

| | (a) Current year | (b) Prior year | (c) Two years back | (d) Three years back | (e) Four years back |
|--|------------------|----------------|--------------------|----------------------|---------------------|
| 1a Beginning of year balance | | | | | |
| b Contributions | | | | | |
| c Net investment earnings, gains, and losses | | | | | |
| d Grants or scholarships | | | | | |
| e Other expenditures for facilities and programs | | | | | |
| f Administrative expenses | | | | | |
| g End of year balance | | | | | |

2 Provide the estimated percentage of the current year end balance (line 1g, column (a)) held as:

a Board designated or quasi-endowment ☐ %

b Permanent endowment ☐ %

c Term endowment ☐ %

The percentages on lines 2a, 2b, and 2c should equal 100%.

3a Are there endowment funds not in the possession of the organization that are held and administered for the organization by:

(i) Unrelated organizations

(ii) Related organizations

| | Yes | No |
|--------|-----|----|
| 3a(i) | | |
| 3a(ii) | | |
| 3b | | |

b If "Yes" on line 3a(ii), are the related organizations listed as required on Schedule R? ☐

4 Describe in Part XIII the intended uses of the organization's endowment funds.

Part VI Land, Buildings, and Equipment.

Complete if the organization answered "Yes" on Form 990, Part IV, line 11a. See Form 990, Part X, line 10.

| Description of property | (a) Cost or other basis (investment) | (b) Cost or other basis (other) | (c) Accumulated depreciation | (d) Book value |
|--|--------------------------------------|---------------------------------|------------------------------|----------------|
| 1a Land | | | | |
| b Buildings | | | | 0. |
| c Leasehold improvements | | | | 0. |
| d Equipment | | 10,068. | 10,068. | 0. |
| e Other | | | | 0. |
| Total. Add lines 1a through 1e. (Column (d) must equal Form 990, Part X, column (B), line 10c.) | | | | 0. |

Schedule D (Form 990) 2020

Part VII Investments - Other Securities.

Complete if the organization answered "Yes" on Form 990, Part IV, line 11b. See Form 990, Part X, line 12.

| (a) Description of security or category (including name of security) | (b) Book value | (c) Method of valuation: Cost or end-of-year market value |
|---|----------------|---|
| (1) Financial derivatives | | |
| (2) Closely held equity interests | | |
| (3) Other | | |
| (A) | | |
| (B) | | |
| (C) | | |
| (D) | | |
| (E) | | |
| (F) | | |
| (G) | | |
| (H) | | |
| Total. (Col. (b) must equal Form 990, Part X, col. (B) line 12.) ▶ | | |

Part VIII Investments - Program Related.

Complete if the organization answered "Yes" on Form 990, Part IV, line 11c. See Form 990, Part X, line 13.

| (a) Description of investment | (b) Book value | (c) Method of valuation: Cost or end-of-year market value |
|---|----------------|---|
| (1) | | |
| (2) | | |
| (3) | | |
| (4) | | |
| (5) | | |
| (6) | | |
| (7) | | |
| (8) | | |
| (9) | | |
| Total. (Col. (b) must equal Form 990, Part X, col. (B) line 13.) ▶ | | |

Part IX Other Assets.

Complete if the organization answered "Yes" on Form 990, Part IV, line 11d. See Form 990, Part X, line 15.

| (a) Description | (b) Book value |
|---|----------------|
| (1) | |
| (2) | |
| (3) | |
| (4) | |
| (5) | |
| (6) | |
| (7) | |
| (8) | |
| (9) | |
| Total. (Column (b) must equal Form 990, Part X, col. (B) line 15.) ▶ | |

Part X Other Liabilities.

Complete if the organization answered "Yes" on Form 990, Part IV, line 11e or 11f. See Form 990, Part X, line 25.

| (a) Description of liability | (b) Book value |
|---|----------------|
| 1. (1) Federal income taxes | |
| (2) | |
| (3) | |
| (4) | |
| (5) | |
| (6) | |
| (7) | |
| (8) | |
| (9) | |
| Total. (Column (b) must equal Form 990, Part X, col. (B) line 25.) ▶ | |

2. Liability for uncertain tax positions. In Part XIII, provide the text of the footnote to the organization's financial statements that reports the organization's liability for uncertain tax positions under FASB ASC 740. Check here if the text of the footnote has been provided in Part XIII ... ☒

Schedule D (Form 990) 2020

Part XI Reconciliation of Revenue per Audited Financial Statements With Revenue per Return.

Complete if the organization answered "Yes" on Form 990, Part IV, line 12a.

| | | | |
|----------|--|-----------|------------|
| 1 | Total revenue, gains, and other support per audited financial statements | 1 | 2,994,890. |
| 2 | Amounts included on line 1 but not on Form 990, Part VIII, line 12: | | |
| a | Net unrealized gains (losses) on investments | 2a | |
| b | Donated services and use of facilities | 2b | |
| c | Recoveries of prior year grants | 2c | |
| d | Other (Describe in Part XIII.) | 2d | |
| e | Add lines 2a through 2d | 2e | 0. |
| 3 | Subtract line 2e from line 1 | 3 | 2,994,890. |
| 4 | Amounts included on Form 990, Part VIII, line 12, but not on line 1: | | |
| a | Investment expenses not included on Form 990, Part VIII, line 7b | 4a | |
| b | Other (Describe in Part XIII.) | 4b | |
| c | Add lines 4a and 4b | 4c | 0. |
| 5 | Total revenue. Add lines 3 and 4c . (This must equal Form 990, Part I, line 12.) | 5 | 2,994,890. |

Part XII Reconciliation of Expenses per Audited Financial Statements With Expenses per Return.

Complete if the organization answered "Yes" on Form 990, Part IV, line 12a.

| | | | |
|----------|---|-----------|------------|
| 1 | Total expenses and losses per audited financial statements | 1 | 2,437,828. |
| 2 | Amounts included on line 1 but not on Form 990, Part IX, line 25: | | |
| a | Donated services and use of facilities | 2a | |
| b | Prior year adjustments | 2b | |
| c | Other losses | 2c | |
| d | Other (Describe in Part XIII.) | 2d | |
| e | Add lines 2a through 2d | 2e | 0. |
| 3 | Subtract line 2e from line 1 | 3 | 2,437,828. |
| 4 | Amounts included on Form 990, Part IX, line 25, but not on line 1: | | |
| a | Investment expenses not included on Form 990, Part VIII, line 7b | 4a | |
| b | Other (Describe in Part XIII.) | 4b | |
| c | Add lines 4a and 4b | 4c | 0. |
| 5 | Total expenses. Add lines 3 and 4c . (This must equal Form 990, Part I, line 18.) | 5 | 2,437,828. |

Part XIII Supplemental Information.

Provide the descriptions required for Part II, lines 3, 5, and 9; Part III, lines 1a and 4; Part IV, lines 1b and 2b; Part V, line 4; Part X, line 2; Part XI, lines 2d and 4b; and Part XII, lines 2d and 4b. Also complete this part to provide any additional information.

PART X, LINE 2:

TRC IS EXEMPT FROM INCOME TAXES ON ITS EXEMPT ACTIVITIES UNDER SECTION 501 (C) (6) OF THE INTERNAL REVENUE CODE. TRC FOLLOWS ACCOUNTING STANDARDS FOR DEALING WITH UNCERTAINTY IN ACCOUNTING FOR INCOME TAX PROVISIONS. TRC HAS DETERMINED THAT IT DOES NOT HAVE ANY MATERIAL UNRECOGNIZED TAX BENEFITS OR OBLIGATIONS AS OF DECEMBER 31, 2020. YEARS ENDING ON OR AFTER DECEMBER 31, 2017 REMAIN SUBJECT TO EXAMINATION BY FEDERAL AND STATE TAX AUTHORITIES.

SCHEDULE O
(Form 990 or 990-EZ)

Department of the Treasury
Internal Revenue Service

Supplemental Information to Form 990 or 990-EZ

Complete to provide information for responses to specific questions on
Form 990 or 990-EZ or to provide any additional information.

▶ Attach to Form 990 or 990-EZ.

▶ Go to www.irs.gov/Form990 for the latest information.

OMB No. 1545-0047

2020

Open to Public
Inspection

Name of the organization

THERMOSTAT RECYCLING CORPORATION

Employer identification number

54-1830284

FORM 990, PART VI, SECTION A, LINE 3:

THE ASSOCIATION APPOINTED KELLEN MANAGEMENT AS ITS AGENT TO CONDUCT THE
MANAGEMENT OF THE ASSOCIATION IN ALL ASPECTS TO INCLUDE GENERAL ACTIVITIES,
BOARD AND COMMITTEE SUPPORT, FINANCIAL MANAGEMENT, TECHNOLOGY AND WEBSITE
MANAGEMENT, MARKETING AND COMMUNICATIONS, PROGRAM MANAGEMENT, AND
REGULATORY COMPLIANCE.

FORM 990, PART VI, SECTION A, LINE 6:

INITIAL MEMBERS OF THIS CORPORATION SHALL BE WHITE-RODGERS CORPORATION AND
HONEYWELL INC. EACH SUCH CORPORATION SHALL BE DEEMED AN ORIGINAL MEMBER OF
THE CORPORATION, AND ALL CORPORATIONS MAY BE REFERRED TO COLLECTIVELY IN
THE BY-LAWS AS THE ORIGINAL MEMBERS.

FROM TIME TO TIME, THE BOARD OF DIRECTORS MAY INVITE OTHER THERMOSTAT
MANUFACTURERS TO PARTICIPATE AS MEMBERS IN THE CORPORATION. SUCH A
CORPORATION SHALL BECOME A MEMBER ONLY UPON PAYMENT OF FEES AS PROVIDED
UNDER ARTICLE VII OF THE BY-LAWS.

FORM 990, PART VI, SECTION A, LINE 7A:

THERE SHALL BE A NOMINATING COMMITTEE OF THE BOARD OF DIRECTORS, WHICH
SHALL CONSIST OF THREE DIRECTORS, ALL OF WHOM ARE EMPLOYED BY ORIGINAL
MEMBERS. ONE MONTH PRIOR TO THE ANNUAL MEETING OF THE CORPORATION, THE
NOMINATING COMMITTEE SHALL APPROVE A SLATE OF NOMINEES MEETING THE
QUALIFICATIONS SET FORTH IN SECTION 2 TO BE SUBMITTED TO THE MEMBERS FOR
ELECTION AT THE ANNUAL MEETING.

Name of the organization

THERMOSTAT RECYCLING CORPORATION

Employer identification number

54-1830284

FORM 990, PART VI, SECTION B, LINE 11B:

A COPY OF FORM 990 IS PROVIDED TO ALL GOVERNING MEMBERS BEFORE IT IS FILED.

A REASONABLE AMOUNT OF TIME IS ALLOWED FOR THE GOVERNING MEMBERS TO REVIEW
THE FORM 990 AND PROVIDE COMMENTS.

FORM 990, PART VI, SECTION C, LINE 19:

TRC MAKES ITS GOVERNING DOCUMENTS, CONFLICT OF INTEREST POLICY, AND
FINANCIAL STATEMENTS AVAILABLE TO THE PUBLIC UPON REQUEST (VIA E-MAIL OR
MAIL).

FORM 990, PART IX, LINE 11G, OTHER FEES:

CONSULTING FEES 304,273.

PAYROLL PROCESSING 154.

EVALUATIONS 15,960.

ADVOCACY 308,603.

TOTAL OTHER FEES ON FORM 990, PART IX, LINE 11G, COL A 628,990.

FORM 990, PART XII, LINE 2C

THE PROCESS HAS NOT CHANGED FROM THE PRIOR YEAR. THE BOARD OF
DIRECTORS ASSUME OVERSIGHT RESPONSIBILITY FOR THE AUDIT.

2020 DEPRECIATION AND AMORTIZATION REPORT

FORM 990 PAGE 10

990

| Asset No. | Description | Date Acquired | Method | Life | C o n v | Line No. | Unadjusted Cost Or Basis | Bus % Excl | Section 179 Expense | * Reduction In Basis | Basis For Depreciation | Beginning Accumulated Depreciation | Current Sec 179 Expense | Current Year Deduction | Ending Accumulated Depreciation |
|-----------|----------------------------------|---------------|--------|------|------------------|----------|--------------------------|------------|---------------------|----------------------|------------------------|------------------------------------|-------------------------|------------------------|---------------------------------|
| 1 | LAPTOP | 07/15/12 | SL | 5.00 | | 16 | 1,447. | | | | 1,447. | 1,447. | | 0. | 1,447. |
| 3 | 2 DELL COMPUTERS | 11/21/12 | SL | 5.00 | | 16 | 3,007. | | | | 3,007. | 3,007. | | 0. | 3,007. |
| 4 | DELL OPTIPLEX 7010 SFF | 01/05/14 | SL | 5.00 | | 16 | 1,231. | | | | 1,231. | 1,231. | | 0. | 1,231. |
| 5 | DELL COMPUTER WITH MICROPHONE | 01/31/14 | SL | 5.00 | | 16 | 1,933. | | | | 1,933. | 1,933. | | 0. | 1,933. |
| 6 | DELL LAPTOP | 05/01/14 | SL | 5.00 | | 16 | 1,221. | | | | 1,221. | 1,221. | | 0. | 1,221. |
| 7 | DELL OPTIPLEX 7010 W/22" MONITOR | 10/01/14 | SL | 5.00 | | 16 | 1,228. | | | | 1,228. | 1,228. | | 0. | 1,228. |
| 8 | SALESFORCE SOFTWARE LICENSES | 12/16/16 | | 60M | | HY43 | 3,012. | | | | 3,012. | 1,832. | | 602. | 2,434. |
| 9 | NEW DATABASE | 01/31/17 | | 60M | | HY43 | 81,300. | | | | 81,300. | 48,780. | | 16,260. | 65,040. |
| 10 | FIRST PIER | 01/01/19 | | 60M | | HY43 | 159,960. | | | | 159,960. | 31,992. | | 31,992. | 63,984. |
| | * TOTAL 990 PAGE 10 DEPR & AMORT | | | | | | 254,339. | | | | 254,339. | 92,671. | | 48,854. | 141,525. |
| | | | | | | | | | | | | | | | |
| | | | | | | | | | | | | | | | |
| | | | | | | | | | | | | | | | |
| | | | | | | | | | | | | | | | |
| | | | | | | | | | | | | | | | |
| | | | | | | | | | | | | | | | |
| | | | | | | | | | | | | | | | |
| | | | | | | | | | | | | | | | |
| | | | | | | | | | | | | | | | |

Form **4562**Department of the Treasury
Internal Revenue Service (99)

Name(s) shown on return

Depreciation and Amortization
(Including Information on Listed Property)

990

▶ Attach to your tax return.

▶ Go to www.irs.gov/Form4562 for instructions and the latest information.

OMB No. 1545-0172

2020Attachment
Sequence No. **179****THERMOSTAT RECYCLING CORPORATION****FORM 990 PAGE 10****54-1830284****Part I Election To Expense Certain Property Under Section 179** Note: If you have any listed property, complete Part V before you complete Part I.

| | | | |
|----|---|------------------------------|------------------|
| 1 | Maximum amount (see instructions) | 1 | 1,040,000. |
| 2 | Total cost of section 179 property placed in service (see instructions) | 2 | |
| 3 | Threshold cost of section 179 property before reduction in limitation | 3 | 2,590,000. |
| 4 | Reduction in limitation. Subtract line 3 from line 2. If zero or less, enter -0- | 4 | |
| 5 | Dollar limitation for tax year. Subtract line 4 from line 1. If zero or less, enter -0-. If married filing separately, see instructions | 5 | |
| 6 | (a) Description of property | (b) Cost (business use only) | (c) Elected cost |
| 7 | Listed property. Enter the amount from line 29 | 7 | |
| 8 | Total elected cost of section 179 property. Add amounts in column (c), lines 6 and 7 | 8 | |
| 9 | Tentative deduction. Enter the smaller of line 5 or line 8 | 9 | |
| 10 | Carryover of disallowed deduction from line 13 of your 2019 Form 4562 | 10 | |
| 11 | Business income limitation. Enter the smaller of business income (not less than zero) or line 5 | 11 | |
| 12 | Section 179 expense deduction. Add lines 9 and 10, but don't enter more than line 11 | 12 | |
| 13 | Carryover of disallowed deduction to 2021. Add lines 9 and 10, less line 12 | 13 | |

Note: Don't use Part II or Part III below for listed property. Instead, use Part V.

Part II Special Depreciation Allowance and Other Depreciation (Don't include listed property.)

| | | | |
|----|--|----|--|
| 14 | Special depreciation allowance for qualified property (other than listed property) placed in service during the tax year | 14 | |
| 15 | Property subject to section 168(f)(1) election | 15 | |
| 16 | Other depreciation (including ACRS) | 16 | |

Part III MACRS Depreciation (Don't include listed property. See instructions.)**Section A**

| | | | |
|----|---|----|--|
| 17 | MACRS deductions for assets placed in service in tax years beginning before 2020 | 17 | |
| 18 | If you are electing to group any assets placed in service during the tax year into one or more general asset accounts, check here | | |

Section B - Assets Placed in Service During 2020 Tax Year Using the General Depreciation System

| (a) Classification of property | (b) Month and year placed in service | (c) Basis for depreciation (business/investment use only - see instructions) | (d) Recovery period | (e) Convention | (f) Method | (g) Depreciation deduction |
|--------------------------------|--------------------------------------|--|---------------------|----------------|------------|----------------------------|
| 19a 3-year property | | | | | | |
| b 5-year property | | | | | | |
| c 7-year property | | | | | | |
| d 10-year property | | | | | | |
| e 15-year property | | | | | | |
| f 20-year property | | | | | | |
| g 25-year property | | | 25 yrs. | | S/L | |
| h Residential rental property | / | | 27.5 yrs. | MM | S/L | |
| i Nonresidential real property | / | | 39 yrs. | MM | S/L | |

Section C - Assets Placed in Service During 2020 Tax Year Using the Alternative Depreciation System

| | | | | | | |
|----------------|---|--|---------|----|-----|--|
| 20a Class life | | | | | S/L | |
| b 12-year | | | 12 yrs. | | S/L | |
| c 30-year | / | | 30 yrs. | MM | S/L | |
| d 40-year | / | | 40 yrs. | MM | S/L | |

Part IV Summary (See instructions.)

| | | | |
|----|---|----|----|
| 21 | Listed property. Enter amount from line 28 | 21 | |
| 22 | Total. Add amounts from line 12, lines 14 through 17, lines 19 and 20 in column (g), and line 21. Enter here and on the appropriate lines of your return. Partnerships and S corporations - see instr. | 22 | 0. |
| 23 | For assets shown above and placed in service during the current year, enter the portion of the basis attributable to section 263A costs | 23 | |

Part V**Listed Property** (Include automobiles, certain other vehicles, certain aircraft, and property used for entertainment, recreation, or amusement.)**Note:** For any vehicle for which you are using the standard mileage rate or deducting lease expense, complete only 24a, 24b, columns (a) through (c) of Section A, all of Section B, and Section C if applicable.**Section A - Depreciation and Other Information (Caution: See the instructions for limits for passenger automobiles.)****24a** Do you have evidence to support the business/investment use claimed? ☐ Yes ☐ No **24b** If "Yes," is the evidence written? ☐ Yes ☐ No

| (a) Type of property (list vehicles first) | (b) Date placed in service | (c) Business/ investment use percentage | (d) Cost or other basis | (e) Basis for depreciation (business/investment use only) | (f) Recovery period | (g) Method/ Convention | (h) Depreciation deduction | (i) Elected section 179 cost |
|---|-------------------------------------|--|-------------------------------|--|---------------------------|------------------------------|----------------------------------|---------------------------------------|
| 25 Special depreciation allowance for qualified listed property placed in service during the tax year and used more than 50% in a qualified business use | | | | | | | 25 | |
| 26 Property used more than 50% in a qualified business use: | | | | | | | | |
| | | % | | | | | | |
| | | % | | | | | | |
| | | % | | | | | | |
| 27 Property used 50% or less in a qualified business use: | | | | | | | | |
| | | % | | | | S/L - | | |
| | | % | | | | S/L - | | |
| | | % | | | | S/L - | | |
| 28 Add amounts in column (h), lines 25 through 27. Enter here and on line 21, page 1 | | | | | | | 28 | |
| 29 Add amounts in column (i), line 26. Enter here and on line 7, page 1 | | | | | | | 29 | |

Section B - Information on Use of Vehicles

Complete this section for vehicles used by a sole proprietor, partner, or other "more than 5% owner," or related person. If you provided vehicles to your employees, first answer the questions in Section C to see if you meet an exception to completing this section for those vehicles.

| | (a) Vehicle | (b) Vehicle | (c) Vehicle | (d) Vehicle | (e) Vehicle | (f) Vehicle |
|--|----------------|----------------|----------------|----------------|----------------|----------------|
| 30 Total business/investment miles driven during the year (don't include commuting miles) | | | | | | |
| 31 Total commuting miles driven during the year | | | | | | |
| 32 Total other personal (noncommuting) miles driven | | | | | | |
| 33 Total miles driven during the year. Add lines 30 through 32 | | | | | | |
| 34 Was the vehicle available for personal use during off-duty hours? | Yes No | Yes No | Yes No | Yes No | Yes No | Yes No |
| 35 Was the vehicle used primarily by a more than 5% owner or related person? | | | | | | |
| 36 Is another vehicle available for personal use? | | | | | | |

Section C - Questions for Employers Who Provide Vehicles for Use by Their Employees

Answer these questions to determine if you meet an exception to completing Section B for vehicles used by employees who aren't more than 5% owners or related persons.

| | Yes | No |
|--|-----|----|
| 37 Do you maintain a written policy statement that prohibits all personal use of vehicles, including commuting, by your employees? | | |
| 38 Do you maintain a written policy statement that prohibits personal use of vehicles, except commuting, by your employees? See the instructions for vehicles used by corporate officers, directors, or 1% or more owners | | |
| 39 Do you treat all use of vehicles by employees as personal use? | | |
| 40 Do you provide more than five vehicles to your employees, obtain information from your employees about the use of the vehicles, and retain the information received? | | |
| 41 Do you meet the requirements concerning qualified automobile demonstration use? | | |

Note: If your answer to 37, 38, 39, 40, or 41 is "Yes," don't complete Section B for the covered vehicles.**Part VI Amortization**

| (a) Description of costs | (b) Date amortization begins | (c) Amortizable amount | (d) Code section | (e) Amortization period or percentage | (f) Amortization for this year |
|--|------------------------------------|------------------------------|------------------------|---|--------------------------------------|
| 42 Amortization of costs that begins during your 2020 tax year: | | | | | |
| | | | | | |
| 43 Amortization of costs that began before your 2020 tax year | | | | | 43 |
| | | | | | 48,854. |
| 44 Total. Add amounts in column (f). See the instructions for where to report | | | | | 44 |
| | | | | | 48,854. |

Connecticut
2021 Miss You Calls

| Location Type | Account | Location: Name | Street | City | State | Zip Code | Subject | Activity Date |
|-----------------|--|--------------------------------------|-----------------------------|---------------|-------|----------|---------------|---------------|
| Wholesaler | New Britain Supply | New Britain Supply | 154 Woodlawn Road | Berlin | CT | 06037 | Miss You Call | 4/30/2021 |
| Wholesaler | New Britain Supply | New Britain Supply | 154 Woodlawn Road | Berlin | CT | 06037 | Miss You Call | 7/21/2021 |
| HVAC Contractor | C-Tech Solar | C-Tech Solar | 1 Griffin Rd South | Bloomfield | CT | 06002 | Miss You Call | 7/28/2021 |
| HHW | Town Of Branford | Town Of Branford | 747 East Main St. | Branford | CT | 06405 | Miss You Call | 11/17/2021 |
| HHW | Town Of Branford | Town Of Branford | 747 East Main St. | Branford | CT | 06405 | Miss You Call | 4/27/2021 |
| HHW | Town Of Branford | Town Of Branford | 747 East Main St. | Branford | CT | 06405 | Miss You Call | 7/21/2021 |
| HVAC Contractor | Santa Fuel | Santa Fuel | 154 ADMIRAL ST. | BRIDGEPORT | CT | 06605 | Miss You Call | 11/17/2021 |
| HVAC Contractor | Santa Fuel | Santa Fuel | 154 ADMIRAL ST. | BRIDGEPORT | CT | 06605 | Miss You Call | 4/30/2021 |
| HVAC Contractor | M & O Corporation | M & O Corporation | 164 ALEX STREET | BRIDGEPORT | CT | 06607 | Miss You Call | 5/5/2021 |
| HVAC Contractor | Santa Fuel | Santa Fuel | 154 ADMIRAL ST. | BRIDGEPORT | CT | 06605 | Miss You Call | 7/21/2021 |
| HVAC Contractor | M & O Corporation | M & O Corporation | 164 ALEX STREET | BRIDGEPORT | CT | 06607 | Miss You Call | 7/27/2021 |
| Wholesaler | Bell Simons | Bell Simons Co. | 805 Wood Ave | Bridgeport | CT | 06604 | Miss You Call | 7/28/2021 |
| HHW | City Of Bridgeport, Department Of Public F | City Of Bridgeport, Department Of P | 999 BROAD ST | BRIDGEPORT | CT | 06604 | Miss You Call | 7/29/2021 |
| HHW | City Of Bristol Dept. Of Public Works | City Of Bristol Solid Waste Transfer | 685 Lake Ave. | Bristol | CT | 06010 | Miss You Call | 11/17/2021 |
| HHW | City Of Bristol Dept. Of Public Works | City Of Bristol Solid Waste Transfer | 685 Lake Ave. | Bristol | CT | 06010 | Miss You Call | 4/30/2021 |
| HVAC Contractor | The Shaffer Company | The Shaffer Company | 242 Main Street | Bristol | CT | 06010 | Miss You Call | 4/30/2021 |
| HHW | City Of Bristol Dept. Of Public Works | City Of Bristol Solid Waste Transfer | 685 Lake Ave. | Bristol | CT | 06010 | Miss You Call | 7/21/2021 |
| HVAC Contractor | The Shaffer Company | The Shaffer Company | 242 Main Street | Bristol | CT | 06010 | Miss You Call | 7/21/2021 |
| Wholesaler | Bristol Winnelson Co | Bristol Winnelson Co | 95 Valley Street | Bristol | CT | 06010 | Miss You Call | 7/29/2021 |
| HHW | Housatonic Resources Recovery Authority | Housatonic Resources Recovery Aut | 162 Whisconier Road | Brookfield | CT | 06804 | Miss You Call | 5/7/2021 |
| HHW | Housatonic Resources Recovery Authority | Housatonic Resources Recovery Aut | 162 Whisconier Road | Brookfield | CT | 06804 | Miss You Call | 7/28/2021 |
| HVAC Contractor | Valley Energy Co. | Valley Energy Co. | 321 Albany TPK | Canton | CT | 06019 | Miss You Call | 5/6/2021 |
| HVAC Contractor | Valley Energy Co. | Valley Energy Co. | 321 Albany TPK | Canton | CT | 06019 | Miss You Call | 7/27/2021 |
| Wholesaler | N&S Supply | N&S Supply | 15 Starr Road | Danbury | CT | 06810 | Miss You Call | 4/30/2021 |
| Wholesaler | Sid Harvey | Sid Harvey Industries | 41C Eagle Road | DANBURY | CT | 06810 | Miss You Call | 5/5/2021 |
| Wholesaler | N&S Supply | N&S Supply | 15 Starr Road | Danbury | CT | 06810 | Miss You Call | 7/21/2021 |
| Wholesaler | Plimpton & Hills Corp | Plimpton & Hills Corp. | 210 East Canaan Road (Rt..4 | East Canaan | CT | 06024 | Miss You Call | 7/27/2021 |
| HVAC Contractor | Automatic Tlc | Automatic Tlc | 64 Oakland Avenue | East Hartford | CT | 06108 | Miss You Call | 5/5/2021 |
| HVAC Contractor | Automatic Tlc | Automatic Tlc | 64 Oakland Avenue | East Hartford | CT | 06108 | Miss You Call | 7/26/2021 |
| Wholesaler | R. E. Michel Co. | R.E. Michel Company, Inc | 91 PRESTIGE PARK CIRCLE, L | EAST HARTFORD | CT | 06108 | Miss You Call | 7/28/2021 |
| HVAC Contractor | Petro | Kasden Fuel | 340 Tolland Street | East Hartford | CT | 06108 | Miss You Call | 7/29/2021 |
| HVAC Contractor | Wj Dornfield Co LLC | Wj Dornfield Co LLC | 78 Saltonstall Pkwy | East Haven | CT | 06512 | Miss You Call | 7/28/2021 |
| HVAC Contractor | Viglione Heating And Cooling | Viglione Heating And Cooling | 259 Commerce St | East Haven | CT | 06512 | Miss You Call | 7/28/2021 |
| Wholesaler | Essex Winair Co. | Essex Winair Co. | 11c Bokum Road | Essex | CT | 06426 | Miss You Call | 5/7/2021 |
| Wholesaler | Essex Winnelson Company | Essex Winnelson Company | 186 Westbrook Road | Essex | CT | 06426 | Miss You Call | 7/28/2021 |
| Wholesaler | Essex Winair Co. | Essex Winair Co. | 11c Bokum Road | Essex | CT | 06426 | Miss You Call | 7/28/2021 |
| Wholesaler | Plimpton & Hills Corp | Plimpton & Hills Corp. | 146 Kings Highway East | Fairfield | CT | 06825 | Miss You Call | 7/27/2021 |
| HVAC Contractor | Laplaca Oil & Propane | Laplaca Oil & Propane | 498 North Street | Goshen | CT | 06756 | Miss You Call | 11/17/2021 |
| HVAC Contractor | Laplaca Oil & Propane | Laplaca Oil & Propane | 498 North Street | Goshen | CT | 06756 | Miss You Call | 4/30/2021 |
| HVAC Contractor | Laplaca Oil & Propane | Laplaca Oil & Propane | 498 North Street | Goshen | CT | 06756 | Miss You Call | 7/21/2021 |
| HVAC Contractor | Beacon Mechanical Service | Beacon Mechanical Service | 12 Mechanicsville Rd | Granby | CT | 06035 | Miss You Call | 7/28/2021 |
| Wholesaler | The Granite Group | The Granite Group | 1425 GOLD STAR HIGHWAY | Groton | CT | 06340 | Miss You Call | 11/17/2021 |
| Wholesaler | Thames Valley Winnelson | Thames Valley Winnelson | 975 North Road | Groton | CT | 06340 | Miss You Call | 5/7/2021 |
| Wholesaler | Thames Valley Winnelson | Thames Valley Winnelson | 975 North Road | Groton | CT | 06340 | Miss You Call | 7/28/2021 |
| Wholesaler | Sid Harvey | Sid Harvey | 266 Bridge St. | Groton | CT | 06340 | Miss You Call | 7/28/2021 |
| HVAC Contractor | Dougherty Oil Co Inc | Dougherty Oil Co Inc | 401 Soundview Road | Guilford | CT | 06437 | Miss You Call | 5/6/2021 |
| HVAC Contractor | Dougherty Oil Co Inc | Dougherty Oil Co Inc | 401 Soundview Road | Guilford | CT | 06437 | Miss You Call | 7/27/2021 |

Connecticut
2021 Miss You Calls

| | | | | | | | | |
|-----------------|---|---|-------------------------|------------------|----|-------|---------------|------------|
| HVAC Contractor | Mechanical Heating And Plumbing | Mechanical Heating And Plumbing | 52 Crestway | Hamden | CT | 06514 | Miss You Call | 7/28/2021 |
| Wholesaler | Sid Harvey | Sid Harvey Industries | 206 MURPHY RD. | HARTFORD | CT | 06114 | Miss You Call | 5/5/2021 |
| Wholesaler | F.W. Webb | Fw Webb | 150 Locust St | Hartford | CT | 06114 | Miss You Call | 5/6/2021 |
| Wholesaler | F.W. Webb | Fw Webb | 150 Locust St | Hartford | CT | 06114 | Miss You Call | 7/27/2021 |
| Wholesaler | Robinson Supply Co | Robinson Supply Co | 226 Prestige Parkway | Hartford | CT | 06108 | Miss You Call | 7/28/2021 |
| Wholesaler | Lennox | Lennox Stores | 110 Murphy Road | Hartford | CT | 06114 | Miss You Call | 7/29/2021 |
| HHW | Town Of Killingworth | Town Of Killingworth | 323 Route 81 | Killingworth | CT | 06419 | Miss You Call | 7/29/2021 |
| HVAC Contractor | Nutmeg Mechanical Service Inc. | Nutmeg Mechanical Service Inc. | 130-3 Utopia Road | Manchester | CT | 06042 | Miss You Call | 7/28/2021 |
| HHW | City Of Middletown | City Of Middletown | 245 Dekoven Drive | Middletown | CT | 06457 | Miss You Call | 4/27/2021 |
| Wholesaler | Portland Winair Co. | Portland Winair Co. | 70 Tuttle Road | Middletown | CT | 06457 | Miss You Call | 5/7/2021 |
| Wholesaler | Portland Winair Co. | Portland Winair Co. | 70 Tuttle Road | Middletown | CT | 06457 | Miss You Call | 7/28/2021 |
| Wholesaler | Johnstone Supply | Johnstone Supply Co | 21 SHADY STREET | MILFORD | CT | 06460 | Miss You Call | 5/5/2021 |
| Wholesaler | B&F/Johnstone Supply | Johnstone Supply | 21 Shady Street | Milford | CT | 06460 | Miss You Call | 5/7/2021 |
| Wholesaler | Johnstone Supply | Johnstone Supply Co | 21 SHADY STREET | MILFORD | CT | 06460 | Miss You Call | 7/26/2021 |
| Wholesaler | B&F/Johnstone Supply | Johnstone Supply | 21 Shady Street | Milford | CT | 06460 | Miss You Call | 7/28/2021 |
| HVAC Contractor | Climate Engineering Commercial Services | Climate Engineering Commercial Services | 922 Bridgeport Ave | Milford | CT | 06460 | Miss You Call | 7/28/2021 |
| HVAC Contractor | Coastal Inc | Coastal Inc | 14 Marion Ave | Milford | CT | 06460 | Miss You Call | 7/28/2021 |
| HVAC Contractor | Jp Salmini Co | Jp Salmini Co | 101 Gulf Street | Milford | CT | 06460 | Miss You Call | 7/28/2021 |
| HVAC Contractor | Environmental Engineering Inc | Environmental Engineering Inc | 100 Old Gate Lane | Milford | CT | 06460 | Miss You Call | 7/28/2021 |
| HVAC Contractor | Solarcity | Solarcity | 200 Cascade Boulevard | Milford | CT | 06460 | Miss You Call | 7/29/2021 |
| Wholesaler | Trane | Trane Supply | 178 Wallace Street | New Haven | CT | 06511 | Miss You Call | 4/30/2021 |
| Wholesaler | Quality Plumbing Supply | Quality Plumbing Supply | 380 Davenport Ave. | New Haven | CT | 06519 | Miss You Call | 4/30/2021 |
| Wholesaler | Bell Simons | The Bell Pump Company | 209 FORBES AVENUE | NEW HAVEN | CT | 06512 | Miss You Call | 4/30/2021 |
| Wholesaler | F.W. Webb | Fw Webb | 650 Ella T Grasso Blvd | New Haven | CT | 06519 | Miss You Call | 5/6/2021 |
| Wholesaler | Trane | Trane Supply | 178 Wallace Street | New Haven | CT | 06511 | Miss You Call | 7/21/2021 |
| Wholesaler | Quality Plumbing Supply | Quality Plumbing Supply | 380 Davenport Ave. | New Haven | CT | 06519 | Miss You Call | 7/21/2021 |
| HVAC Contractor | Enterprise Plumbing And Heating | Enterprise Plumbing And Heating | 801 State Street | New Haven | CT | 06511 | Miss You Call | 7/28/2021 |
| Wholesaler | Watsco | Carrier Enterprise | 185 Wallall Street | New Haven | CT | 06511 | Miss You Call | 7/28/2021 |
| Wholesaler | Torrco | Torrco | 87 Union Street | New Haven | CT | 06511 | Miss You Call | 7/29/2021 |
| HVAC Contractor | Htg Oil Ptnr/Ddlc Energy | Htg Oil Ptnr/Ddlc Energy | 410 BANK ST | NEW LONDON | CT | 06360 | Miss You Call | 7/29/2021 |
| HVAC Contractor | Petro | Petro | 212 Elm Street | North Haven | CT | 06473 | Miss You Call | 7/29/2021 |
| Wholesaler | R. E. Michel Co. | R.E. Michel Company, Inc | 23 PERRY AVENUE | NORWALK | CT | 06850 | Miss You Call | 5/6/2021 |
| HVAC Contractor | Anthony Caruso Plumbing | Anthony Caruso Plumbing | 25 Perry Ave | Norwalk | CT | 06850 | Miss You Call | 7/29/2021 |
| Wholesaler | The Granite Group | The Granite Group | 45 Connolly Drive | Old Saybrook | CT | 06475 | Miss You Call | 11/17/2021 |
| Wholesaler | The Granite Group | The Granite Group | 45 Connolly Drive | Old Saybrook | CT | 06475 | Miss You Call | 4/30/2021 |
| Wholesaler | The Granite Group | The Granite Group | 45 Connolly Drive | Old Saybrook | CT | 06475 | Miss You Call | 7/21/2021 |
| HVAC Contractor | Valley Oil | Valley Oil - HOP Energy | 36 BROWNSTONE AVE. | PORTLAND | CT | 06480 | Miss You Call | 7/29/2021 |
| Wholesaler | The Granite Group | The Granite Group | 71 - 81 FRONT ST | Putnam | CT | 06260 | Miss You Call | 11/17/2021 |
| Wholesaler | The Granite Group | The Granite Group | 71 - 81 FRONT ST | Putnam | CT | 06260 | Miss You Call | 4/30/2021 |
| Wholesaler | The Granite Group | The Granite Group | 71 - 81 FRONT ST | Putnam | CT | 06260 | Miss You Call | 7/21/2021 |
| HVAC Contractor | Solarcity | Solarcity | 714 Brook St. | Rocky Hill | CT | 06067 | Miss You Call | 7/29/2021 |
| Wholesaler | Shelton Winair Co., | Shelton Winair Co., | 740 RIVER ROAD | SHELTON | CT | 06484 | Miss You Call | 4/30/2021 |
| Wholesaler | Shelton Winair Co., | Shelton Winair Co., | 740 RIVER ROAD | SHELTON | CT | 06484 | Miss You Call | 7/21/2021 |
| HVAC Contractor | A. E. Olsen Company | A. E. Olsen Company | 1257 Southford Rd. | Southbury | CT | 06488 | Miss You Call | 7/29/2021 |
| HVAC Contractor | Stafford Mechanical Services | Stafford Mechanical Services | 4 Industrial Park Drive | Stafford Springs | CT | 06076 | Miss You Call | 7/29/2021 |
| Wholesaler | Dasco - Dunphy & Associates Supply Co., | Dasco - Dunphy & Associates Supply Co., | 43 Homestead Ave. | Stamford | CT | 06902 | Miss You Call | 11/17/2021 |
| Wholesaler | Bell Simons | The Bell Pump Company | 20 VICTORY STREET | STAMFORD | CT | 06902 | Miss You Call | 11/17/2021 |
| Wholesaler | Dasco - Dunphy & Associates Supply Co., | Dasco - Dunphy & Associates Supply Co., | 43 Homestead Ave. | Stamford | CT | 06902 | Miss You Call | 4/30/2021 |
| Wholesaler | Stamford Winnelson | Stamford Winnelson | 81 Southfield Avenue | Stamford | CT | 06902 | Miss You Call | 4/30/2021 |
| Wholesaler | Bell Simons | The Bell Pump Company | 20 VICTORY STREET | STAMFORD | CT | 06902 | Miss You Call | 4/30/2021 |

Connecticut
2021 Miss You Calls

| | | | | | | | | |
|-----------------|---|--------------------------------------|----------------------------|---------------|----|-------|---------------|------------|
| Wholesaler | B&F/Johnstone Supply | Johnstone Supply | 156 Magee Avenue | Stamford | CT | 06902 | Miss You Call | 5/7/2021 |
| Wholesaler | Dasco - Dunphey & Associates Supply Co., | Dasco - Dunphey & Associates Supp | 43 Homestead Ave. | Stamford | CT | 06902 | Miss You Call | 7/21/2021 |
| Wholesaler | Stamford Winnelson | Stamford Winnelson | 81 Southfield Avenue | Stamford | CT | 06902 | Miss You Call | 7/21/2021 |
| Wholesaler | Bell Simons | The Bell Pump Company | 20 VICTORY STREET | STAMFORD | CT | 06902 | Miss You Call | 7/21/2021 |
| Wholesaler | Plimpton & Hills Corp | Plimpton & Hills Corp. | 92 Research Drive | Stamford | CT | 06906 | Miss You Call | 7/27/2021 |
| Wholesaler | Abco Hvacr Supply | Abco Hvacr Supply-Stamford | 198 LAWN AVE. | STAMFORD | CT | 06902 | Miss You Call | 7/28/2021 |
| HVAC Contractor | Air Solutions Heating And Cooling | Air Solutions Heating And Cooling | 430 Fairfield Avenue | Stamford | CT | 06902 | Miss You Call | 7/28/2021 |
| HVAC Contractor | C & C Service LLC | C & C Service LLC | 17 Davenport Street | Stamford | CT | 06902 | Miss You Call | 7/28/2021 |
| HVAC Contractor | Airtech Stamford | Airtech Stamford | 21 Anthony Street | Stamford | CT | 06902 | Miss You Call | 7/28/2021 |
| HVAC Contractor | Putnam Plumbing And Heating | Putnam Plumbing And Heating | 52 Dyke Lane | Stamford | CT | 06902 | Miss You Call | 7/28/2021 |
| HVAC Contractor | Tarzia Plumbing And Heating | Tarzia Plumbing And Heating | 1455 Newfield Avenue | Stamford | CT | 06902 | Miss You Call | 7/28/2021 |
| HHW | City of Stamford / Katrina Mygatt Recycling | City of Stamford / Katrina Mygatt Re | 130 Magee Ave. | Stamford | CT | 06902 | Miss You Call | 7/29/2021 |
| Wholesaler | Trane | Trane Supply | 47 Harbor View Avenue | Stamford | CT | 06902 | Miss You Call | 7/29/2021 |
| Wholesaler | F.W. Webb | Fw Webb | 200 Richmond Hill Ave. | Stamford | CT | 06902 | Miss You Call | 7/29/2021 |
| Wholesaler | Johnstone Supply | Johnstone Supply Co | 156 MAGEE AVENUE | STANFORD | CT | 06902 | Miss You Call | 5/5/2021 |
| Wholesaler | Johnstone Supply | Johnstone Supply Co | 156 MAGEE AVENUE | STANFORD | CT | 06902 | Miss You Call | 7/26/2021 |
| HVAC Contractor | Main Enterprises | Main Enterprises | 1180 STRATFORD RD. | STRATFORD | CT | 06615 | Miss You Call | 5/5/2021 |
| Wholesaler | R. E. Michel Co. | R.E. Michel Company, Inc | 640 ACCESS ROAD | STRATFORD | CT | 06615 | Miss You Call | 5/6/2021 |
| HVAC Contractor | Main Enterprises | Main Enterprises | 1180 STRATFORD RD. | STRATFORD | CT | 06615 | Miss You Call | 7/26/2021 |
| Wholesaler | Sid Harvey | Sid Harvey Industries | 1935 Stratford Ave. | STRATFORD | CT | 06615 | Miss You Call | 7/26/2021 |
| Wholesaler | R. E. Michel Co. | Re Michel Co Inc. | 840 ACCESS ROAD | STRATFORD | CT | 06615 | Miss You Call | 7/28/2021 |
| Wholesaler | Watsco | Carrier Enterprise | 650 Long Beach Blvd | Stratford | CT | 06615 | Miss You Call | 7/28/2021 |
| HVAC Contractor | Environmental Control, Inc. | Environmental Control, Inc. | 1265 WOODEND ROAD | STRATFORD | CT | 06615 | Miss You Call | 7/29/2021 |
| Wholesaler | Tower Equipment Co Inc | Tower Equipment Co Inc | 1320 WEST BROAD ST | STRATFORD | CT | 06615 | Miss You Call | 7/29/2021 |
| Retailer | Montville Hardware | Montville Hardware | 907 RT 32 | UNCASVILLE | CT | 06382 | Miss You Call | 7/29/2021 |
| Wholesaler | Wallingford Winnelson Co. | Wallingford Winnelson Co. | 1068 N. Farms Road Bldg. 1 | Wallingford | CT | 06492 | Miss You Call | 5/7/2021 |
| Wholesaler | Wallingford Winnelson Co. | Wallingford Winnelson Co. | 1068 N. Farms Road Bldg. 1 | Wallingford | CT | 06492 | Miss You Call | 7/28/2021 |
| HVAC Contractor | Superior Mechanical Systems Inc | Superior Mechanical Systems Inc | 126 S Turnpike Road | Wallingford | CT | 06492 | Miss You Call | 7/28/2021 |
| HVAC Contractor | Wesson Energy | Wesson Energy | 165 RAILROAD HILL STREET | WATERBURY | CT | 06708 | Miss You Call | 5/6/2021 |
| Wholesaler | F.W. Webb | Fw Webb Company | 737 Bank St. | Waterbury | CT | 06708 | Miss You Call | 5/6/2021 |
| HVAC Contractor | Wesson Energy | Wesson Energy | 165 RAILROAD HILL STREET | WATERBURY | CT | 06708 | Miss You Call | 7/27/2021 |
| Wholesaler | F.W. Webb | Fw Webb Company | 737 Bank St. | Waterbury | CT | 06708 | Miss You Call | 7/27/2021 |
| Wholesaler | Torrington Supply | Torrington Supply | 100 N. ELM STREET | WATERBURY | CT | 06723 | Miss You Call | 7/29/2021 |
| HVAC Contractor | Michael R Mader Co, Inc | Michael R Mader Co, Inc | 33 GREAT NECK RD | Waterford | CT | 06385 | Miss You Call | 5/7/2021 |
| Wholesaler | F.W. Webb | F.W. Webb | 570 Vauxhall Street Ext | Waterford | CT | 06385 | Miss You Call | 5/7/2021 |
| HVAC Contractor | Michael R Mader Co, Inc | Michael R Mader Co, Inc | 33 GREAT NECK RD | Waterford | CT | 06385 | Miss You Call | 7/28/2021 |
| HHW | Town Of Watertown | Town Of Watertown | 91 Burton Street | Watertown | CT | 06795 | Miss You Call | 5/7/2021 |
| HHW | Town Of Watertown | Town Of Watertown | 91 Burton Street | Watertown | CT | 06795 | Miss You Call | 7/28/2021 |
| Wholesaler | Plimpton & Hills Corp | Plimpton & Hills Corp | 195 Dexter Ave | West Hartford | CT | 06110 | Miss You Call | 11/17/2021 |
| HHW | West Hartford Yard Waste & Recycling Cen | West Hartford Yard Waste & Recycli | 25 Brixton St. | West Hartford | CT | 06110 | Miss You Call | 11/17/2021 |
| Wholesaler | Supply New England | Supply New England | 235 Newfield Ave. | West Hartford | CT | 06106 | Miss You Call | 5/6/2021 |
| Wholesaler | Plimpton & Hills Corp | Plimpton & Hills Corp | 195 Dexter Ave | West Hartford | CT | 06110 | Miss You Call | 7/21/2021 |
| HHW | West Hartford Yard Waste & Recycling Cen | West Hartford Yard Waste & Recycli | 25 Brixton St. | West Hartford | CT | 06110 | Miss You Call | 7/21/2021 |
| Wholesaler | Supply New England | Supply New England | 235 Newfield Ave. | West Hartford | CT | 06106 | Miss You Call | 7/27/2021 |
| HVAC Contractor | West Side Oil | West Side Oil | 27 Babbs Road | West Suffield | CT | 06093 | Miss You Call | 5/6/2021 |
| HVAC Contractor | Servco Oil Company | Servco Oil Company | 387 Danbury Road | Wilton | CT | 06897 | Miss You Call | 5/6/2021 |
| HVAC Contractor | Servco Oil Company | Servco Oil Company | 387 Danbury Road | Wilton | CT | 06897 | Miss You Call | 7/27/2021 |
| HVAC Contractor | Aiello Home Services | Aiello Home Services | 600 Old County Circle | Windsor Locks | CT | 06096 | Miss You Call | 7/28/2021 |
| HVAC Contractor | Cmc Energy Services | Cmc Energy Services | 60 Old Church Street | Yalesville | CT | 06492 | Miss You Call | 7/29/2021 |

**Connecticut
2021 Site Visits**

| Location Type | Account | Location: Name | Street | City | State | Zip Code | Subject | Activity Date |
|---------------|--|-----------------------------------|-------------------------|---------------|-------|----------|------------|---------------|
| Wholesaler | Bell Simons | Bell Simons Co. | 805 Wood Ave | Bridgeport | CT | 06604 | Site Visit | 5/24/2021 |
| Wholesaler | Plimpton & Hills Corp | Plimpton & Hills Corp. | 11 Newtown Rd | Danbury | CT | 06810 | Site Visit | 5/24/2021 |
| Wholesaler | Sid Harvey | Sid Harvey Industries | 41C Eagle Road | DANBURY | CT | 06810 | Site Visit | 5/24/2021 |
| Wholesaler | Torrco | Torrco | 38 Prospect Hill Road | East Windsor | CT | 06088 | Site Visit | 5/24/2021 |
| Wholesaler | Sid Harvey | Sid Harvey Industries | 206 MURPHY RD. | HARTFORD | CT | 06114 | Site Visit | 5/24/2021 |
| Wholesaler | Central Airesupply Inc. | Central Airesupply Inc. | 118 Ledyard Street | Hartford | CT | 06114 | Site Visit | 5/24/2021 |
| Wholesaler | Robinson Supply Co | Robinson Supply Co | 226 Prestige Parkway | Hartford | CT | 06108 | Site Visit | 5/24/2021 |
| Wholesaler | United Refrigeration | United Refrigeration G1 | 230 Wawarme Avenue | Hartford | CT | 06114 | Site Visit | 5/24/2021 |
| Wholesaler | Portland Winair Co. | Portland Winair Co. | 70 Tuttle Road | Middletown | CT | 06457 | Site Visit | 5/24/2021 |
| Wholesaler | Johnstone Supply | Johnstone Supply Co | 21 SHADY STREET | MILFORD | CT | 06460 | Site Visit | 5/24/2021 |
| Wholesaler | Torrco | Torrco | 87 Union Street | New Haven | CT | 06511 | Site Visit | 5/24/2021 |
| Wholesaler | Trane | Trane Supply | 178 Wallace Street | New Haven | CT | 06511 | Site Visit | 5/24/2021 |
| Wholesaler | Sid Harvey | Sid Harvey | 75 Hamilton St. | New Haven | CT | 06511 | Site Visit | 5/24/2021 |
| Wholesaler | Quality Plumbing Supply | Quality Plumbing Supply | 380 Davenport Ave. | New Haven | CT | 06519 | Site Visit | 5/24/2021 |
| Wholesaler | F.W. Webb | Fw Webb | 650 Ella T Grasso Blvd | New Haven | CT | 06519 | Site Visit | 5/24/2021 |
| Wholesaler | Bell Simons | The Bell Pump Company | 209 FORBES AVENUE | NEW HAVEN | CT | 06512 | Site Visit | 5/24/2021 |
| Wholesaler | The Granite Group | The Granite Group | 75 JEFFERSON AVE | New London | CT | 06320 | Site Visit | 5/24/2021 |
| Wholesaler | The Granite Group | The Granite Group | 300 SACKETT POINT RD | North Haven | CT | 06473 | Site Visit | 5/24/2021 |
| Wholesaler | R. E. Michel Co. | R.E. Michel Company, Inc | 23 PERRY AVENUE | NORWALK | CT | 06850 | Site Visit | 5/24/2021 |
| Wholesaler | The Granite Group | The Granite Group | 45 Connolly Drive | Old Saybrook | CT | 06475 | Site Visit | 5/24/2021 |
| Wholesaler | The Granite Group | The Granite Group | 71 - 81 FRONT ST | Putnam | CT | 06260 | Site Visit | 5/24/2021 |
| Wholesaler | Commerical Heating Supply | Commerical Heating Supply | 330 Nutmeg Road S | South Windsor | CT | 06074 | Site Visit | 5/24/2021 |
| Wholesaler | Dasco - Dunphey & Associates Supply Co., | Dasco - Dunphey & Associates Supp | 43 Homestead Ave. | Stamford | CT | 06902 | Site Visit | 5/24/2021 |
| Wholesaler | F.W. Webb | Fw Webb | 200 Richmond Hill Ave. | Stamford | CT | 06902 | Site Visit | 5/24/2021 |
| Wholesaler | Watsco | TempAir Company | 67 Southfield Avenue | Stamford | CT | 06902 | Site Visit | 5/24/2021 |
| Wholesaler | Johnstone Supply | Johnstone Supply Co | 156 MAGEE AVENUE | STANFORD | CT | 06902 | Site Visit | 5/24/2021 |
| Wholesaler | R. E. Michel Co. | Re Michel Co Inc. | 840 ACCESS ROAD | STRATFORD | CT | 06615 | Site Visit | 5/24/2021 |
| Wholesaler | R. E. Michel Co. | R.E. Michel Company, Inc | 640 ACCESS ROAD | STRATFORD | CT | 06615 | Site Visit | 5/24/2021 |
| Wholesaler | Torrco | Torrco | 261 Oak Avenue | Torrington | CT | 06790 | Site Visit | 5/24/2021 |
| Wholesaler | Plimpton & Hills Corp | Plimpton & Hills Corp. | 790 Main Street | Torrington | CT | 06790 | Site Visit | 5/24/2021 |
| Wholesaler | Plimpton & Hills Corp | Plimpton & Hills Corp. | 148 South Colony Drive | Wallingford | CT | 06492 | Site Visit | 5/24/2021 |
| Wholesaler | Torrington Supply | Torrington Supply | 100 N. ELM STREET | WATERBURY | CT | 06723 | Site Visit | 5/24/2021 |
| Wholesaler | F.W. Webb | F.W. Webb | 570 Vauxhall Street Ext | Waterford | CT | 06385 | Site Visit | 5/24/2021 |
| Wholesaler | Plimpton & Hills Corp | Plimpton & Hills Corp | 195 Dexter Ave | West Hartford | CT | 06110 | Site Visit | 5/24/2021 |
| Wholesaler | Supply New England | Supply New England | 235 Newfield Ave. | West Hartford | CT | 06106 | Site Visit | 5/24/2021 |

Connecticut
2021 Collection Location Summary Report

| Bin Bar Code | Location Status | Location Type | Account: TRC Account Name | Name | Street | City | State | Zip Code | Contact Phone | Return Date | Number of Loose Switches | Number of Mercury Thermostats | Total Mercury Volume (lbs.) |
|--------------|-----------------|-----------------|-----------------------------------|-------------------------------------|-----------------------|------------|-------|----------|----------------|-------------|--------------------------|-------------------------------|-----------------------------|
| M18454 | Active | Wholesaler | Modern Plumbing Supply | Modern Plumbing Supply | 152 Berlin Turnpike | Berlin | CT | 06037 | | 8/4/2021 | 0 | 20 | 0.124 |
| | Active | Wholesaler | New Britain Supply | New Britain Supply | 154 Woodlawn Road | Berlin | CT | 06037 | 860-229-3743 | | | | |
| | Active | Wholesaler | New Britain Supply | New Britain Supply | 154 Woodlawn Road | Berlin | CT | 06037 | 860-229-3743 | | | | |
| M19905 | Active | HVAC Contractor | Adolf Krueger | Adolf Krueger | 34 Stony Hill Rd | Bethel | CT | 06801 | | 3/1/2021 | 20 | 2 | 0.155 |
| | Active | HVAC Contractor | C-Tech Solar | C-Tech Solar | 1 Griffin Rd South | Bloomfield | CT | 06002 | 860-580-7174 | | | | |
| | Inactive | HVAC Contractor | Pro-Mech, Inc | Pro-Mech, Inc | 102d Filley St | Bloomfield | CT | 06002 | 860-243-3952 | | | | |
| | Prospective | Wholesaler | Zohoplaceholder | Independent Pipe & Supply Corp | 7 Old Windsor Road A | Bloomfield | CT | 6002 | | | | | |
| M18445 | Active | Wholesaler | Branford Winnelson | Branford Winnelson | 22 McDermott Road | Branford | CT | 06405 | (203) 483-7216 | 1/20/2021 | 0 | 27 | 0.1674 |
| | Active | HVAC Contractor | Controlled Air, Inc | Controlled Air, Inc | 21 Thompson Rd | Branford | CT | 06405 | | | | | |
| | Active | HHW | Town Of Branford | Town Of Branford | 747 East Main St. | Branford | CT | 06405 | (203) 315-0622 | | | | |
| | Prospective | Wholesaler | Zohoplaceholder | Knightsbridge Co. | 17 McDermott Road | Branford | CT | 6405 | | | | | |
| | Active | HVAC Contractor | Alliance Heating And Air | Alliance Heating And Air | 25 Brookfield Ave | Bridgeport | CT | 06610 | | | | | |
| | Inactive | Wholesaler | B. Lipnick Supply Co., Inc. | B. Lipnick Supply Co., Inc. | 2016 Main Street | Bridgeport | CT | 06604 | 203-334-6191 | | | | |
| | Active | Wholesaler | Bell Simons | Bell Simons Co. | 805 Wood Ave | Bridgeport | CT | 06604 | 203-335-5569 | | | | |
| | Inactive | Wholesaler | B Lipnick Supply Co. | B Lipnick Supply Co. | 2016 Main Street | Bridgeport | CT | 06604 | | | | | |
| | Active | HHW | City Of Bridgeport, Department | City Of Bridgeport, Department | Of 999 BROAD ST | BRIDGEPORT | CT | 06604 | 203-576-7124 | | | | |
| | Active | HHW | City Of Bridgeport, Department | City Of Bridgeport, Department | Of 999 BROAD ST | BRIDGEPORT | CT | 06604 | 203-576-7124 | | | | |
| | Active | HVAC Contractor | Custom Air Systems | Custom Air Systems | 765 Housatonic Ave | Bridgeport | CT | 06604 | | | | | |
| | Active | HVAC Contractor | M & O Corporation | M & O Corporation | 164 ALEX STREET | BRIDGEPORT | CT | 06607 | 203-367-4292 | | | | |
| | Inactive | Wholesaler | New England Heating Supply | New England Heating Supply | 805 WOOD AVENUE | BRIDGEPORT | CT | 06604 | 203-384-2909 | | | | |
| | Active | HVAC Contractor | Santa Fuel | Santa Fuel | 154 ADMIRAL ST. | BRIDGEPORT | CT | 06605 | 800-937-2682 | | | | |
| | Active | HVAC Contractor | Santa Fuel | Santa Fuel | 154 ADMIRAL ST. | BRIDGEPORT | CT | 06605 | 800-937-2682 | | | | |
| | Active | HVAC Contractor | Standard Oil Of Ct | Standard Oil Of Ct | 299 Bishop Avenue | Bridgeport | CT | 06610 | 203-337-3096 | | | | |
| | Prospective | Wholesaler | Zohoplaceholder | Raps Plumbing & Heating, Inc. | 663 Reservoir Ave | Bridgeport | CT | 6606 | | | | | |
| | Active | Wholesaler | Bristol Winnelson Co | Bristol Winnelson Co | 95 Valley Street | Bristol | CT | 06010 | 860-584-0224 | | | | |
| | Active | Wholesaler | Bristol Winnelson Co | Bristol Winnelson Co | 95 Valley Street | Bristol | CT | 06010 | 860-584-0224 | | | | |
| | Inactive | HHW | City Of Bristol Department Of P | City Of Bristol Solid Waste Transf | 685 Lake Avenue | Bristol | CT | 06010 | 860-584-7798 | | | | |
| | Active | HHW | City Of Bristol Dept. Of Public W | City Of Bristol Solid Waste Transfe | 685 Lake Ave. | Bristol | CT | 06010 | (860) 550-3796 | | | | |
| | Active | HVAC Contractor | James J. Rybczyk Plumbing | James J. Rybczyk Plumbing | 45 Palmorr Pl | Bristol | CT | 06010 | | | | | |
| | Active | HVAC Contractor | The Shaffer Company | The Shaffer Company | 242 Main Street | Bristol | CT | 06010 | 860-583-1363 | | | | |
| | Prospective | Wholesaler | Zohoplaceholder | Elite Mechanical Contract | 69 Park St | Bristol | CT | 6010 | | | | | |
| | Active | HHW | Housatonic Resources Recovery | Housatonic Resources Recovery A | 162 Whisconier Road | Brookfield | CT | 06804 | (203) 775-4539 | | | | |
| | Active | HHW | Housatonic Resources Recovery | Housatonic Resources Recovery A | 162 Whisconier Road | Brookfield | CT | 06804 | (203) 775-4539 | | | | |
| | Active | HHW | Housatonic Resources Recovery | Housatonic Resources Recovery A | 162 Whisconier Road | Brookfield | CT | 06804 | (203) 775-4539 | | | | |
| | Active | HVAC Contractor | Petro | Petro | 125 Commerce Drive | Brookfield | CT | 06804 | | | | | |
| | Prospective | Wholesaler | Zohoplaceholder | All American Heating, Air Conditi | 934 Federal Rd | Brookfield | CT | 6804 | | | | | |
| | Active | HVAC Contractor | Valley Energy Co. | Valley Energy Co. | 321 Albany TPK | Canton | CT | 06019 | 860-693-2401 | | | | |
| | Active | HVAC Contractor | Valley Energy Co. | Valley Energy Co. | 321 Albany TPK | Canton | CT | 06019 | 860-693-2401 | | | | |
| | Active | HVAC Contractor | F.F. Hitchcock Company | F.F. Hitchcock Company | 264 Sandbank Rd | Cheshire | CT | 06492 | | | | | |
| | Active | HVAC Contractor | Fire Protection Services | Fire Protection Services | 1701 Highland Ave | Cheshire | CT | 06410 | | | | | |
| | Active | HVAC Contractor | White Bowman Plumbing And I | White Bowman Plumbing And Hez | 266 Sandbank Rd | Cheshire | CT | 06410 | | | | | |
| | Active | HVAC Contractor | White Bowman Plumbing And I | White Bowman Plumbing And Hez | 266 Sandbank Rd | Cheshire | CT | 06410 | | | | | |
| | Active | HVAC Contractor | Eastern Refrigeration | Eastern Refrigeration | 275 Old Hartford Road | Colchester | CT | 06415 | | | | | |
| | Active | Wholesaler | The Granite Group | The Granite Group | 464 SOUTH MAIN ST | Colchester | CT | 06415 | 860-537-7600 | | | | |
| | Active | Wholesaler | The Granite Group | The Granite Group | 464 SOUTH MAIN ST | Colchester | CT | 06415 | 860-537-7600 | | | | |
| | Prospective | Wholesaler | Zohoplaceholder | Nutmeg Piping Service Inc | 13 Homonick Rd | Colchester | CT | 6415 | | | | | |
| | Prospective | Wholesaler | Zohoplaceholder | P&D Mechanical | 627 Old Harford Rd. | Colchester | CT | 6415 | | | | | |
| | Prospective | Wholesaler | Zohoplaceholder | Empire State Piping Co., Inc. | 13 Homonick Rd | Colchester | CT | | | | | | |
| | Prospective | Wholesaler | Zohoplaceholder | Atlantic Ventilating And Equipmen | 125 Sebethe Dr. | Cromwell | CT | 6416 | | | | | |
| | Prospective | Wholesaler | Zohoplaceholder | Connecticut Temperature Control | 500 Corporate Row | Cromwell | CT | | | | | | |
| M21450 | Active | Wholesaler | Plimpton & Hills Corp | Plimpton & Hills Corp. | 11 Newtown Rd | Danbury | CT | 06810 | 203-743-9221 | 5/24/2021 | 0 | 10 | 0.093 |
| M14258 | Active | Wholesaler | Sid Harvey | Sid Harvey Industries | 41C Eagle Road | DANBURY | CT | 06810 | 203-778-8888 | 5/24/2021 | 0 | 7 | 0.0434 |
| | Active | HVAC Contractor | Carmine's Plumbing | Carmine's Plumbing | 90 Sand Pit Road | Danbury | CT | 06810 | | | | | |
| | Active | HVAC Contractor | Landmark Air Systems | Landmark Air Systems | 366 Kenosia Ave | Danbury | CT | 06810 | | | | | |
| | Active | Wholesaler | N&S Supply | N&S Supply | 15 Starr Road | Danbury | CT | 06810 | 203-791-9300 | | | | |
| | Active | Wholesaler | Plimpton & Hills Corp | Plimpton & Hills Corp. | 11 Newtown Rd | Danbury | CT | 06810 | 203-743-9221 | | | | |
| | Active | Wholesaler | Plimpton & Hills Corp | Plimpton & Hills Corp. | 11 Newtown Rd | Danbury | CT | 06810 | 203-743-9221 | | | | |
| | Active | Wholesaler | Plimpton & Hills Corp | Plimpton & Hills Corp. | 11 Newtown Rd | Danbury | CT | 06810 | 203-743-9221 | | | | |
| | Active | HVAC Contractor | Preferred Air Systems | Preferred Air Systems | 15 Federal Road | Danbury | CT | 06810 | | | | | |
| | Prospective | Wholesaler | Torrington Supply | Torrington Supply Co Inc | 22 Shelter Rock Ln 13 | Danbury | CT | 6810 | | | | | |

Connecticut

2021 Collection Location Summary Report

| | | | | | | | | | | | | | |
|--------|-------------|-----------------|----------------------------------|-----------------------------------|---------------------------------|---------------|----|-------|----------------|------------|-----|-----|--------|
| | Prospective | Wholesaler | Zohoplaceholder | Klaff's | 11 Newtown Road | Danbury | CT | 6810 | | | | | |
| | Prospective | Wholesaler | Zohoplaceholder | The Otto Company | 17 Beaver Brook Rd | Danbury | CT | 6810 | | | | | |
| | Prospective | Wholesaler | Zohoplaceholder | Eastern Mechanical Services, Inc | 3 Starr St | Danbury | CT | 6810 | | | | | |
| | Prospective | Wholesaler | Zohoplaceholder | B & D Supply Inc. | 42 Mechanic St. | Danielson | CT | 6239 | | | | | |
| | Inactive | HVAC Contractor | Ddlc Energy | D.D.L.C Energy | | DAVIDSON | CT | 06234 | | | | | |
| M18259 | Active | Wholesaler | Plimpton & Hills Corp | Plimpton & Hills Corp. | 210 East Canaan Road (Rt.44) | East Canaan | CT | 06024 | 860-824-7942 | 8/9/2021 | 0 | 30 | 0.1984 |
| | Active | HVAC Contractor | Automatic Tlc | Automatic Tlc | 64 Oakland Avenue | East Hartford | CT | 06108 | 860-528-4328 | | | | |
| | Active | HVAC Contractor | Automatic Tlc | Automatic Tlc | 64 Oakland Avenue | East Hartford | CT | 06108 | 860-528-4328 | | | | |
| | Active | HVAC Contractor | Automatic Tlc | Automatic Tlc | 64 Oakland Avenue | East Hartford | CT | 06108 | 860-528-4328 | | | | |
| | Active | HVAC Contractor | Automatic Tlc | Automatic Tlc | 64 Oakland Avenue | East Hartford | CT | 06108 | 860-528-4328 | | | | |
| | Active | HVAC Contractor | Automatic Tlc | Automatic Tlc | 64 Oakland Avenue | East Hartford | CT | 06108 | 860-528-4328 | | | | |
| | Inactive | HVAC Contractor | Brothers Oil Company | Brothers Oil Company | 486 School St. | East Hartford | CT | 06108 | 860-289-9468 | | | | |
| | Active | HVAC Contractor | J And B | J And B | 89 Church | East Hartford | CT | 06108 | | | | | |
| | Active | HVAC Contractor | L.K. Sheet Metal | L.K. Sheet Metal | 35 Wrobel Place | East Hartford | CT | 06108 | | | | | |
| | Active | HVAC Contractor | Petro | Kasden Fuel | 340 Tolland Street | East Hartford | CT | 06108 | 860-289-5431 | | | | |
| | Active | HVAC Contractor | Petro | Kasden Fuel | 340 Tolland Street | East Hartford | CT | 06108 | 860-289-5431 | | | | |
| | Active | Wholesaler | R. E. Michel Co. | R.E. Michel Company, Inc | 91 PRESTIGE PARK CIRCLE, UNIT 4 | EAST HARTFORD | CT | 06108 | 860-289-1545 | | | | |
| | Inactive | Wholesaler | R. E. Michel Co. | R.E. Michel Company, Inc | 91 PRESTIGE PARK CIRCLE | EAST HARTFORD | CT | 06108 | 860-289-1545 | | | | |
| | Active | Wholesaler | R. E. Michel Co. | R.E. Michel Company, Inc | 91 PRESTIGE PARK CIRCLE, UNIT 4 | EAST HARTFORD | CT | 06108 | 860-289-1545 | | | | |
| | Active | Wholesaler | R. E. Michel Co. | R.E. Michel Company, Inc | 91 PRESTIGE PARK CIRCLE, UNIT 4 | EAST HARTFORD | CT | 06108 | 860-289-1545 | | | | |
| | Inactive | Wholesaler | R. E. Michel Co. | R.E. Michel Company, Inc | 91 PRESTIGE PARK CIRCLE | EAST HARTFORD | CT | 06108 | 860-289-1545 | | | | |
| | Inactive | Wholesaler | R. E. Michel Co. | R.E. Michel Company, Inc | 91 PRESTIGE PARK CIRCLE | EAST HARTFORD | CT | 06108 | 860-289-1545 | | | | |
| | Inactive | Wholesaler | R. E. Michel Co. | R.E. Michel Company, Inc | 91 PRESTIGE PARK CIRCLE | EAST HARTFORD | CT | 06108 | 860-289-1545 | | | | |
| | Inactive | Wholesaler | R. E. Michel Co. | R.E. Michel Company, Inc | 91 PRESTIGE PARK CR. UNIT 4 | EAST HARTFORD | CT | 06108 | 860-289-1545 | | | | |
| | Prospective | Wholesaler | Zohoplaceholder | Clover Corp | 89 Church St. 1 | East Hartford | CT | 6108 | | | | | |
| | Active | HVAC Contractor | Viglione Heating And Cooling | Viglione Heating And Cooling | 259 Commerce St | East Haven | CT | 06512 | 203-467-8388 | | | | |
| | Active | HVAC Contractor | Wj Dornfield Co LLC | Wj Dornfield Co LLC | 78 Saltonstall Pkwy | East Haven | CT | 06512 | 203-469-6418 | | | | |
| | Prospective | Wholesaler | Zohoplaceholder | Climate Control Corporation | 22 Hemingway Ave | East Haven | CT | 6512 | | | | | |
| | Prospective | Wholesaler | Zohoplaceholder | Charles J. Wright | 35 Sidney St | East Haven | CT | 6512 | | | | | |
| M21612 | Active | Other | NLR Inc. | NLR Inc. | 256 Main Street | East Windsor | CT | 06088 | 860-292-1992 | 1/20/2021 | 1 | 126 | 0.8184 |
| M21504 | Active | Other | NLR Inc. | NLR Inc. | 256 Main Street | East Windsor | CT | 06088 | 860-292-1992 | 10/5/2021 | 260 | 110 | 2.356 |
| M21612 | Active | Other | NLR Inc. | NLR Inc. | 256 Main Street | East Windsor | CT | 06088 | 860-292-1992 | 10/5/2021 | 0 | 103 | 0.7998 |
| M21612 | Active | Other | NLR Inc. | NLR Inc. | 256 Main Street | East Windsor | CT | 06088 | 860-292-1992 | 3/16/2021 | 1 | 103 | 0.961 |
| M21504 | Active | Other | NLR Inc. | NLR Inc. | 256 Main Street | East Windsor | CT | 06088 | 860-292-1992 | 4/28/2021 | 0 | 20 | 0.1674 |
| M21612 | Active | Other | NLR Inc. | NLR Inc. | 256 Main Street | East Windsor | CT | 06088 | 860-292-1992 | 5/11/2021 | 10 | 95 | 0.6944 |
| M21612 | Active | Other | NLR Inc. | NLR Inc. | 256 Main Street | East Windsor | CT | 06088 | 860-292-1992 | 7/6/2021 | 0 | 87 | 0.6944 |
| M21504 | Active | Other | NLR Inc. | NLR Inc. | 256 Main Street | East Windsor | CT | 06088 | 860-292-1992 | 8/11/2021 | 0 | 108 | 0.7812 |
| M21612 | Active | Other | NLR Inc. | NLR Inc. | 256 Main Street | East Windsor | CT | 06088 | 860-292-1992 | 8/12/2021 | 0 | 81 | 0.7812 |
| | Active | Wholesaler | Torcco | Torcco | 38 Prospect Hill Road | East Windsor | CT | 06088 | | | | | |
| | Active | HVAC Contractor | Earthlight Technologies | Earthlight Technologies | 92 West Road | Ellington | CT | 06029 | | | | | |
| | Prospective | Wholesaler | Zohoplaceholder | Speciality Plumbing-Htg Supply Co | 585 Hazard Avenue | Enfield | CT | 6082 | | | | | |
| M17487 | Active | Wholesaler | Essex Winnelson Company | Essex Winnelson Company | 186 Westbrook Road | Essex | CT | 06426 | 860-767-0134 | 9/29/2021 | 0 | 5 | 0.031 |
| | Active | Wholesaler | Essex Winair Co. | Essex Winair Co. | 11c Bokum Road | Essex | CT | 06426 | 860-767-9018 | | | | |
| | Active | HHW | Lower Ct River Valley Council Of | River Cog Household Hazardous W | 5 Dump Road | Essex | CT | 06426 | | | | | |
| | Active | HHW | Lower Ct River Valley Council Of | River Cog Household Hazardous W | 5 Dump Road | Essex | CT | 06426 | | | | | |
| | Inactive | HHW | Lower Ct River Valley Council Of | Lower Ct River Valley Council Of | G 145 Old Dennison Road | Essex | CT | 06426 | 860-581-8554 | | | | |
| | Active | HHW | Town Of Essex Transfer Station | Town Of Essex Transfer Station & | 15 Dump Road | Essex | CT | 06426 | (860) 767-1926 | | | | |
| | Active | Wholesaler | Plimpton & Hills Corp | Plimpton & Hills Corp. | 146 Kings Highway East | Fairfield | CT | 06825 | 203-332-4273 | | | | |
| | Prospective | Wholesaler | Zohoplaceholder | Atlumin Energy Inc | 515 Commerce Dr. | Fairfield | CT | 6825 | | | | | |
| | Inactive | Wholesaler | Bell Simons | Bell Simons | 519 Cooke Street | Farmington | CT | 06032 | 860-525-6675 | | | | |
| | Active | HVAC Contractor | Modern Mechanical | Modern Mechanical | 519 Cooke Street | Farmington | CT | 06032 | | | | | |
| | Active | Wholesaler | Plimpton & Hills Corp | Plimpton & Hills Corp. | 2 Eastview Lane | Farmington | CT | 06030 | 860-888-8590 | | | | |
| | Prospective | Wholesaler | Zohoplaceholder | H & H Refrigeration, Inc | 1451 New Britain Ave. | Farmington | CT | 6032 | | | | | |
| M17903 | Active | HHW | Southeast Connecticut Regional | Southeast Connecticut Regional R | 7 Hurlbutt Road | Gales Ferry | CT | 06335 | 860-381-5558 | 12/21/2021 | 0 | 83 | 0.6014 |
| M17906 | Active | HHW | Southeast Connecticut Regional | Southeast Connecticut Regional R | 7 Hurlbutt Road | Gales Ferry | CT | 06335 | 860-381-5558 | 6/2/2021 | 0 | 110 | 0.744 |
| | Active | HHW | Southeast Connecticut Regional | Southeast Connecticut Regional R | 7 Hurlbutt Road | Gales Ferry | CT | 06335 | 860-381-5558 | | | | |
| | Active | HHW | Southeast Connecticut Regional | Southeast Connecticut Regional R | 7 Hurlbutt Road | Gales Ferry | CT | 06335 | 860-381-5558 | | | | |
| | Active | HHW | Southeast Connecticut Regional | Southeast Connecticut Regional R | 7 Hurlbutt Road | Gales Ferry | CT | 06335 | 860-381-5558 | | | | |
| | Active | HHW | Southeast Connecticut Regional | Southeast Connecticut Regional R | 7 Hurlbutt Road | Gales Ferry | CT | 06335 | 860-381-5558 | | | | |
| | Active | HHW | Southeast Connecticut Regional | Southeast Connecticut Regional R | 7 Hurlbutt Road | Gales Ferry | CT | 06335 | 860-381-5558 | | | | |
| | Active | HHW | Southeast Connecticut Regional | Southeast Connecticut Regional R | 7 Hurlbutt Road | Gales Ferry | CT | 06335 | 860-381-5558 | | | | |
| | Active | HHW | Southeast Connecticut Regional | Southeast Connecticut Regional R | 7 Hurlbutt Road | Gales Ferry | CT | 06335 | 860-381-5558 | | | | |
| | Active | HHW | Southeast Connecticut Regional | Southeast Connecticut Regional R | 7 Hurlbutt Road | Gales Ferry | CT | 06335 | 860-381-5558 | | | | |

Connecticut

2021 Collection Location Summary Report

| | | | | | | | | | | | | | |
|--------|-------------|-----------------|--------------------------------|----------------------------------|------------------------|-------------|----|-------|----------------|-----------|---|-----|--------|
| | Active | HHW | Southeast Connecticut Regional | Southeast Connecticut Regional R | 7 Hurlbutt Road | Gales Ferry | CT | 06335 | 860-381-5558 | | | | |
| | Active | HHW | Southeast Connecticut Regional | Southeast Connecticut Regional R | 7 Hurlbutt Road | Gales Ferry | CT | 06335 | 860-381-5558 | | | | |
| | Active | HHW | Southeast Connecticut Regional | Southeast Connecticut Regional R | 7 Hurlbutt Road | Gales Ferry | CT | 06335 | 860-381-5558 | | | | |
| | Active | HVAC Contractor | House Brothers Plumbing | House Brothers Plumbing | 74 Kreiger Ln | Glastonbury | CT | 06033 | | | | | |
| | Prospective | HVAC Contractor | Mega Mechanical Systems | Mega Mechanical Systems | 98 Commerce Street | Glastonbury | CT | 06033 | | | | | |
| | Active | HVAC Contractor | Laplaca Oil & Propane | Laplaca Oil & Propane | 498 North Street | Goshen | CT | 06756 | 860-601-7957 | | | | |
| M19870 | Active | HVAC Contractor | Beacon Mechanical Service | Beacon Mechanical Service | 12 Mechanicsville Rd | Granby | CT | 06035 | 860-844-0111 | 8/4/2021 | 0 | 18 | 0.1364 |
| | Active | HHW | Town Of Granby | Town Of Granby | 15 N. Granby Road | Granby | CT | 06035 | 860-653-8960 | | | | |
| | Active | HHW | Town Of Granby | Town Of Granby | 15 N. Granby Road | Granby | CT | 06035 | 860-653-8960 | | | | |
| | Active | Wholesaler | Sid Harvey | Sid Harvey | 266 Bridge St. | Groton | CT | 06340 | 860-448-4949 | | | | |
| | Inactive | Wholesaler | Sid Harvey | Sid Harvey Industries | 266 BRIDGE ST | GROTON | CT | 06340 | 860-448-4949 | | | | |
| | Active | Wholesaler | Thames Valley Winnelson | Thames Valley Winnelson | 975 North Road | Groton | CT | 06340 | 860-448-1900 | | | | |
| | Active | Wholesaler | The Granite Group | The Granite Group | 1425 GOLD STAR HIGHWAY | Groton | CT | 06340 | 860-629-7700 | | | | |
| | Active | Wholesaler | The Granite Group | The Granite Group | 1425 GOLD STAR HIGHWAY | Groton | CT | 06340 | 860-629-7700 | | | | |
| P10233 | Active | Wholesaler | Plimpton & Hills Corp | Plimpton & Hills Corp. | 640 Boston Post Rd | Guilford | CT | 06437 | 860-664-4020 | 1/4/2021 | 0 | 13 | 0.0806 |
| | Active | HVAC Contractor | Dougherty Oil Co Inc | Dougherty Oil Co Inc | 401 Soundview Road | Guilford | CT | 06437 | 203-488-2669 | | | | |
| | Active | HVAC Contractor | Dougherty Oil Co Inc | Dougherty Oil Co Inc | 401 Soundview Road | Guilford | CT | 06437 | 203-488-2669 | | | | |
| | Inactive | Other | Placeholder | Supply New England | 640 Booston Post Road | Guilford | CT | 06437 | (203) 453-4358 | | | | |
| | Active | Wholesaler | Plimpton & Hills Corp | Plimpton & Hills Corp. | 640 Boston Post Rd | Guilford | CT | 06437 | 860-664-4020 | | | | |
| | Inactive | HVAC Contractor | R&B Refrigeration Inc. | R&B Refrigeration Inc. | 18 Graves Avenue | Guilford | CT | 06437 | 203-453-6831 | | | | |
| | Inactive | Wholesaler | Supply New England | Supply New England | 640 Bost Post Road | Guilford | CT | 06437 | 203-453-4358 | | | | |
| | Inactive | Wholesaler | Supply New England | Supply New England | 640 Bost Post Road | Guilford | CT | 06437 | 203-453-4358 | | | | |
| M19998 | Active | HVAC Contractor | Gr Wade LLC | Gr Wade LLC | 71 Overlook Dr | Hamden | CT | 06514 | 203-230-9636 | 4/30/2021 | 0 | 29 | 0.1984 |
| | Active | HVAC Contractor | Mechanical Heating And Plumbi | Mechanical Heating And Plumbing | 52 Crestway | Hamden | CT | 06514 | 203-281-5522 | | | | |
| | Active | HVAC Contractor | Pipeology LLC | Pipeology LLC | 131 Leeder Hill Dr | Hamden | CT | 06517 | | | | | |
| | Prospective | Wholesaler | Zohoplplaceholder | Nero Inc | 736 Sherman Ave | Hamden | CT | 6514 | | | | | |
| M21420 | Active | Wholesaler | Plimpton & Hills Corp | Plimpton & Hills Corp | 2 Brainard Road | Hartford | CT | 06114 | 860-522-4233 | 1/21/2021 | 3 | 88 | 0.7936 |
| M10630 | Active | Wholesaler | R. E. Michel Co. | R.E. Michel Company, Inc | 295 MURPHY ROAD | HARTFORD | CT | 06114 | 860-278-7676 | 2/2/2021 | 0 | 88 | 0.713 |
| M18325 | Active | Wholesaler | Central Airesupply Inc. | Central Airesupply Inc. | 118 Ledyard Street | Hartford | CT | 06114 | | 5/21/2021 | 0 | 30 | 0.5208 |
| M11091 | Active | Wholesaler | Sid Harvey | Sid Harvey Industries | 206 MURPHY RD. | HARTFORD | CT | 06114 | 860-524-0250 | 5/21/2021 | 0 | 13 | 0.0992 |
| M21380 | Active | Wholesaler | United Refrigeration | United Refrigeration G1 | 230 Wawarme Avenue | Hartford | CT | 06114 | 860-278-9200 | 5/21/2021 | 0 | 1 | 0.0062 |
| M10629 | Active | Wholesaler | R. E. Michel Co. | R.E. Michel Company, Inc | 295 MURPHY ROAD | HARTFORD | CT | 06114 | 860-278-7676 | 6/2/2021 | 0 | 101 | 0.6696 |
| | Active | HVAC Contractor | All State Fire | All State Fire | 110 Murphy | Hartford | CT | 06114 | | | | | |
| | Active | Wholesaler | B&F/Johnstone Supply | Johnstone Supply | 255 Locust Street | Hartford | CT | 06114 | 860-727-9699 | | | | |
| | Active | Wholesaler | B&F/Johnstone Supply | Johnstone Supply | 255 Locust Street | Hartford | CT | 06114 | 860-727-9699 | | | | |
| | Active | Wholesaler | Bell Simons | Bell Simon Co. | 319 MURPHY ROAD | HARTFORD | CT | 06114 | 860-525-6675 | | | | |
| | Active | Wholesaler | Bell Simons | Bell Simon Co. | 319 MURPHY ROAD | HARTFORD | CT | 06114 | 860-525-6675 | | | | |
| | Active | Wholesaler | Bell Simons | Bell Simon Co. | 319 MURPHY ROAD | HARTFORD | CT | 06114 | 860-525-6675 | | | | |
| | Active | Wholesaler | Bell Simons | Bell Simon Co. | 319 MURPHY ROAD | HARTFORD | CT | 06114 | 860-525-6675 | | | | |
| | Inactive | Wholesaler | Bell Simons | The Bell Pump Company | 319 MURPHY ROAD | HARTFORD | CT | 06114 | 860-246-6775 | | | | |
| | Active | HVAC Contractor | Crest Mechanical | Crest Mechanical | 41 Walnut Street | Hartford | CT | 06120 | | | | | |
| | Active | HVAC Contractor | Crest Mechanical | Crest Mechanical | 41 Walnut Street | Hartford | CT | 06120 | | | | | |
| | Active | Wholesaler | F.W. Webb | Fw Webb | 150 Locust St | Hartford | CT | 06114 | (860) 522-9322 | | | | |
| | Inactive | Wholesaler | F.W. Webb | Fw Webb | 200 Locust St | Hartford | CT | 06114 | 860-722-2433 | | | | |
| | Active | Wholesaler | F.W. Webb | Fw Webb | 150 Locust St | Hartford | CT | 06114 | (860) 522-9322 | | | | |
| | Active | Wholesaler | F.W. Webb | Fw Webb | 150 Locust St | Hartford | CT | 06114 | (860) 522-9322 | | | | |
| | Inactive | Wholesaler | Hartford Winnelson | Hartford Winnelson | 287 Homestead Avenue | Hartford | CT | 06112 | | | | | |
| | Prospective | Wholesaler | Johnstone Supply | Johnstone Supply - Hartford | | Hartford | CT | 6101 | | | | | |
| | Active | Wholesaler | Lennox | Lennox Stores | 110 Murphy Road | Hartford | CT | 06114 | (959) 200-7395 | | | | |
| | Active | HVAC Contractor | Macca Plumbing | Macca Plumbing | 284 Locust Street | Hartford | CT | 06114 | | | | | |
| | Inactive | Other | Placeholder | Supply New England | 235 Newfield Avenue | Hartford | CT | 06106 | (860) 953-7701 | | | | |
| | Active | Wholesaler | Plimpton & Hills Corp | Plimpton & Hills Corp | 2 Brainard Road | Hartford | CT | 06114 | 860-522-4233 | | | | |
| | Active | Wholesaler | Plimpton & Hills Corp | Plimpton & Hills Corp | 2 Brainard Road | Hartford | CT | 06114 | 860-522-4233 | | | | |
| | Active | Wholesaler | Robinson Supply Co | Robinson Supply Co | 226 Prestige Parkway | Hartford | CT | 06108 | 860-291-9260 | | | | |
| | Active | Wholesaler | Robinson Supply Co | Robinson Supply Co | 226 Prestige Parkway | Hartford | CT | 06108 | 860-291-9260 | | | | |
| | Active | Wholesaler | Sid Harvey | Sid Harvey Industries | 206 MURPHY RD. | HARTFORD | CT | 06114 | 860-524-0250 | | | | |
| | Active | Wholesaler | Sid Harvey | Sid Harvey Industries | 206 MURPHY RD. | HARTFORD | CT | 06114 | 860-524-0250 | | | | |
| | Inactive | Wholesaler | Sid Harvey | Sid Harvey Inc | 206 MURPHY ROAD | HARTFORD | CT | 06114 | | | | | |
| | Inactive | HHW | The Metropolitan District | The Metropolitan District | 555 MAIN STREET | HARTFORD | CT | 06103 | 860 278-7850 | | | | |
| | Active | Wholesaler | Trane | Trane Supply | 485 Ledyard Street | Hartford | CT | 06114 | 860-541-1721 | | | | |
| | Active | Wholesaler | Trane | Trane Supply | 485 Ledyard Street | Hartford | CT | 06114 | 860-541-1721 | | | | |
| | Active | Wholesaler | United Refrigeration | United Refrigeration G1 | 230 Wawarme Avenue | Hartford | CT | 06114 | 860-278-9200 | | | | |
| | Active | Wholesaler | United Refrigeration | United Refrigeration G1 | 230 Wawarme Avenue | Hartford | CT | 06114 | 860-278-9200 | | | | |

Connecticut

2021 Collection Location Summary Report

| | | | | | | | | | | | | | |
|--------|-------------|-----------------|--------------------------------|----------------------------------|----------------------------------|------------------|----|-------|----------------|------------|---|-----|--------|
| | Inactive | Wholesaler | Watsco | Carrier Enterprise | 70 Meadow Street | Hartford | CT | 06114 | 860-296-4533 | | | | |
| | Inactive | Wholesaler | Watsco | Carrier Enterprise | 70 Meadow Street | Hartford | CT | 06114 | 860-296-4533 | | | | |
| | Active | HHW | Town Of Killingworth | Town Of Killingworth | 323 Route 81 | Killingworth | CT | 06419 | 860-663-1765 | | | | |
| | Active | HVAC Contractor | Action Air Systems | Action Air Systems | 131 Adams St | Manchester | CT | 06042 | | | | | |
| | Active | HVAC Contractor | Aire Tech Mechanical | Aire Tech Mechanical | 150 Batson | Manchester | CT | 06042 | | | | | |
| | Active | Wholesaler | Manchester Winnelson | Manchester Winnelson | 160 Hartford Road | Manchester | CT | 06040 | | | | | |
| | Active | Wholesaler | Manchester Winnelson | Manchester Winnelson | 160 Hartford Road | Manchester | CT | 06040 | | | | | |
| | Active | HVAC Contractor | Nutmeg Mechanical Service Inc. | Nutmeg Mechanical Service Inc. | 130-3 Utopia Road | Manchester | CT | 06042 | 860-643-2042 | | | | |
| | Active | Wholesaler | Plimpton & Hills Corp | Plimpton & Hills Corp. | 401 New State Road | Manchester | CT | 06040 | 860-533-1108 | | | | |
| | Inactive | HHW | Town Of Manchester Transfer S | Town Of Manchester Transfer Stat | 311 Olcott Street | Manchester | CT | 06040 | (860) 647-5279 | | | | |
| | Inactive | HHW | Town Of Manchester Transfer S | Town Of Manchester Transfer Stat | 311 Olcott Street | Manchester | CT | 06040 | (860) 647-5279 | | | | |
| | Prospective | Wholesaler | Zohoplaceholder | R & R Plumbing & Supply Co. | 600 Center St. | Manchester | CT | 6040 | | | | | |
| P10501 | Active | HHW | Mansfield Transfer Station | Mansfield Transfer Station | 221 Warrenville Rd. -- SEND TO N | Mansfield Center | CT | 06250 | (860) 429-3333 | 1/27/2021 | 2 | 0 | 0.0124 |
| P10564 | Active | HHW | Mansfield Transfer Station | Mansfield Transfer Station | 221 Warrenville Rd. -- SEND TO N | Mansfield Center | CT | 06250 | (860) 429-3333 | 12/10/2021 | 0 | 3 | 0.0372 |
| P10503 | Active | HHW | City Of Middletown | City Of Middletown | 245 Dekoven Drive | Middletown | CT | 06457 | (860) 638-4855 | 5/26/2021 | 0 | 8 | 0.0496 |
| | Active | Wholesaler | Portland Winair Co. | Portland Winair Co. | 70 Tuttle Road | Middletown | CT | 06457 | 860-632-0747 | | | | |
| | Active | Wholesaler | Portland Winair Co. | Portland Winair Co. | 70 Tuttle Road | Middletown | CT | 06457 | 860-632-0747 | | | | |
| | Prospective | Wholesaler | Watsco | Carrier Commercial Svc | 14 Industrial Park PI 1 | Middletown | CT | 6457 | | | | | |
| | Prospective | Wholesaler | Zohoplaceholder | Gastech Corp | 7 Paterson Dr. | Middletown | CT | 6457 | | | | | |
| | Prospective | Wholesaler | Zohoplaceholder | Greenskies Renewable Energy LLC | 10 Main Street | Middletown | CT | 6457 | | | | | |
| | Active | Wholesaler | B&F/Johnstone Supply | Johnstone Supply | 21 Shady Street | Milford | CT | 06460 | 203-882-5550 | | | | |
| | Inactive | HVAC Contractor | B & G Piping | B & G Piping | 92 Erna Ave | Milford | CT | 06461 | 203-877-2937 | | | | |
| | Active | HVAC Contractor | Climate Engineering Commercial | Climate Engineering Commercial S | 922 Bridgeport Ave | Milford | CT | 06460 | 203-347-4024 | | | | |
| | Active | HVAC Contractor | Coastal Inc | Coastal Inc | 14 Marion Ave | Milford | CT | 06460 | 203-877-5155 | | | | |
| | Active | HVAC Contractor | Environmental Engineering Inc | Environmental Engineering Inc | 100 Old Gate Lane | Milford | CT | 06460 | 203-874-0812 | | | | |
| | Active | HVAC Contractor | Environmental Engineering Inc | Environmental Engineering Inc | 100 Old Gate Lane | Milford | CT | 06460 | 203-874-0812 | | | | |
| | Active | Wholesaler | Johnstone Supply | Johnstone Supply Co | 21 SHADY STREET | MILFORD | CT | 06460 | 203-881-5550 | | | | |
| | Active | Wholesaler | Johnstone Supply | Johnstone Supply Co | 21 SHADY STREET | MILFORD | CT | 06460 | 203-881-5550 | | | | |
| | Active | Wholesaler | Johnstone Supply | Johnstone Supply Co | 21 SHADY STREET | MILFORD | CT | 06460 | 203-881-5550 | | | | |
| | Active | Wholesaler | Johnstone Supply | Johnstone Supply Co | 21 SHADY STREET | MILFORD | CT | 06460 | 203-881-5550 | | | | |
| | Active | Wholesaler | Johnstone Supply | Johnstone Supply Co | 21 SHADY STREET | MILFORD | CT | 06460 | 203-881-5550 | | | | |
| | Prospective | Wholesaler | Johnstone Supply | Johnstone Supply - Milford | | Milford | CT | 6460 | | | | | |
| | Active | HVAC Contractor | Jp Salmini Co | Jp Salmini Co | 101 Gulf Street | Milford | CT | 06460 | 203-878-8501 | | | | |
| | Active | HVAC Contractor | M & R Heating, Cooling, And Re | M & R Heating, Cooling, And Regr | 1050 Bridgeport Ave | Milford | CT | 06460 | | | | | |
| | Active | HVAC Contractor | Solarcity | Solarcity | 200 Cascade Boulevard | Milford | CT | 06460 | 860-933-6421 | | | | |
| | Prospective | Wholesaler | Zohoplaceholder | Air Perfect Inc | 7 Pearson Ave | Milford | CT | 6460 | | | | | |
| M18257 | Active | Wholesaler | Plimpton & Hills Corp | Plimpton & Hills Corp. | 189 Chestnut Street | New Britain | CT | 06050 | 860-229-2076 | 11/24/2021 | 0 | 68 | 0.4898 |
| | Active | HVAC Contractor | Link Mechanical | Link Mechanical | 34 Walnut Street | New Britain | CT | 06051 | | | | | |
| | Prospective | Wholesaler | Zohoplaceholder | New Britain Supply | 211 John Downey Dr. | New Britain | CT | 6051 | | | | | |
| | Inactive | HVAC Contractor | Quality Mechanical Service LLC | Quality Mechanical Service LLC | 102 Ramstein Road | New Hartford | CT | 06057 | 860-489-8005 | | | | |
| M13095 | Active | Wholesaler | Star Supply Company | Star Supply Company | 118 GANDO DRIVE | NEW HAVEN | CT | 06513 | (203)772-2240 | 1/20/2021 | 0 | 73 | 0.5518 |
| M19975 | Active | HVAC Contractor | Ruotolo Mechanical | Ruotolo Mechanical | 29 Printers Lane | New Haven | CT | 06519 | 203-772-1563 | 1/21/2021 | 0 | 13 | 0.0806 |
| M14873 | Active | Wholesaler | Bell Simons | The Bell Pump Company | 209 FORBES AVENUE | NEW HAVEN | CT | 06512 | 203-469-5351 | 5/10/2021 | 0 | 34 | 0.2108 |
| M18205 | Active | Wholesaler | Sid Harvey | Sid Harvey | 75 Hamilton St. | New Haven | CT | 06511 | 203-787-0251 | 5/24/2021 | 0 | 47 | 0.2914 |
| M18652 | Active | Wholesaler | F.W. Webb | Fw Webb | 650 Ella T Grasso Blvd | New Haven | CT | 06519 | 203-865-6124 | 5/25/2021 | 0 | 87 | 0.5952 |
| P10362 | Active | HVAC Contractor | Ruotolo Mechanical | Ruotolo Mechanical | 29 Printers Lane | New Haven | CT | 06519 | 203-772-1563 | 5/3/2021 | 0 | 2 | 0.0124 |
| P10362 | Active | HVAC Contractor | Ruotolo Mechanical | Ruotolo Mechanical | 29 Printers Lane | New Haven | CT | 06519 | 203-772-1563 | 6/25/2021 | 0 | 0 | 0 |
| | Active | Wholesaler | Bell Simons | The Bell Pump Company | 209 FORBES AVENUE | NEW HAVEN | CT | 06512 | 203-469-5351 | | | | |
| | Active | HVAC Contractor | Buckingham Routh Co. | Buckingham Routh Co. | 20 Goodwin Street | New Haven | CT | 06512 | | | | | |
| | Active | HVAC Contractor | Enterprise Plumbing And Heatir | Enterprise Plumbing And Heating | 801 State Street | New Haven | CT | 06511 | 203-787-4311 | | | | |
| | Active | Wholesaler | Quality Plumbing Supply | Quality Plumbing Supply | 380 Davenport Ave. | New Haven | CT | 06519 | (203) 777-6813 | | | | |
| | Active | HVAC Contractor | Ruotolo Mechanical | Ruotolo Mechanical | 29 Printers Lane | New Haven | CT | 06519 | 203-772-1563 | | | | |
| | Inactive | Wholesaler | Sid Harvey | Sid Harvey Industries | 75 HAMILTON ST | NEW HAVEN | CT | 06511 | 203-787-0251 | | | | |
| | Active | Wholesaler | Sid Harvey | Sid Harvey | 75 Hamilton St. | New Haven | CT | 06511 | 203-787-0251 | | | | |
| | Active | Wholesaler | Star Supply Company | Star Supply Company | 118 GANDO DRIVE | NEW HAVEN | CT | 06513 | (203)772-2240 | | | | |
| | Active | Wholesaler | Star Supply Company | Star Supply Company | 118 GANDO DRIVE | NEW HAVEN | CT | 06513 | (203)772-2240 | | | | |
| | Inactive | Wholesaler | Star Supply Company-Closed | Star Supply Company-Closed | 1040 STATE STREET | NEW HAVEN | CT | 06511 | (203)772-2240 | | | | |
| | Active | Wholesaler | Torrc | Torrc | 87 Union Street | New Haven | CT | 06511 | 203-756-3641 | | | | |
| | Active | Wholesaler | Trane | Trane Supply | 178 Wallace Street | New Haven | CT | 06511 | 860-437-6208 | | | | |
| | Active | Wholesaler | United Refrigeration | United Refrigeration 48 | 190 Wallace Street | New Haven | CT | 06511 | 203-787-2200 | | | | |
| | Active | Wholesaler | Watsco | Carrier Enterprise | 185 Wallall Street | New Haven | CT | 06511 | 203-821-3033 | | | | |
| M21629 | Active | Wholesaler | Bell Simons | The Bell Pump Company | 91 CRYSTAL AVENUE | NEW LONDON | CT | 06320 | 860-443-2036 | 3/31/2021 | 0 | 193 | 1.4508 |
| M16348 | Active | Wholesaler | The Granite Group | The Granite Group | 75 JEFFERSON AVE | New London | CT | 06320 | | 5/25/2021 | 0 | 4 | 0.0248 |

Connecticut

2021 Collection Location Summary Report

| | | | | | | | | | | | | | | |
|--------|-------------|-----------------|--------------------------------|-------------------------------------|-------------------------|------------------|----|-------|---------------------------|------------|---|----|--------|--|
| | Active | Wholesaler | Bell Simons | The Bell Pump Company | 91 CRYSTAL AVENUE | NEW LONDON | CT | 06320 | 860-443-2036 | | | | | |
| | Active | HVAC Contractor | Ddlc Energy | Ddlc Energy | 410 Bank Street | New London | CT | 06320 | | | | | | |
| | Active | HVAC Contractor | Ddlc Energy | Ddlc Energy | 410 Bank Street | New London | CT | 06320 | | | | | | |
| | Active | HVAC Contractor | Ddlc Energy | Ddlc Energy | 410 Bank Street | New London | CT | 06320 | | | | | | |
| | Active | HVAC Contractor | Ddlc Energy | Ddlc Energy | 410 Bank Street | New London | CT | 06320 | | | | | | |
| | Active | HVAC Contractor | Htg Oil Ptnr/Ddlc Energy | Htg Oil Ptnr/Ddlc Energy | 410 BANK ST | NEW LONDON | CT | 06360 | 860-271-2020 | | | | | |
| | Active | HVAC Contractor | Htg Oil Ptnr/Ddlc Energy | Htg Oil Ptnr/Ddlc Energy | 410 BANK ST | NEW LONDON | CT | 06360 | 860-271-2020 | | | | | |
| | Prospective | Wholesaler | Trane | Trane Parts Ctr. | 571 Broad Street | New London | CT | 6320 | | | | | | |
| | Active | HVAC Contractor | Mckenney Mechanical Contract | Mckenney Mechanical Contractor | 15 Commerce | Newtown | CT | 06470 | | | | | | |
| M21235 | Active | HVAC Contractor | Nero A/C | Nero A C & Heating Inc. | 334 State Street | North Haven | CT | 06473 | (203) 248-8110 | 1/11/2021 | 0 | 55 | 0.4278 | |
| P10236 | Active | Wholesaler | The Granite Group | The Granite Group | 300 SACKETT POINT RD | North Haven | CT | 06473 | | 5/21/2021 | 0 | 2 | 0.0124 | |
| | Inactive | HVAC Contractor | F & F Mechanical Enterprises | F & F Mechanical Enterprises | 2 Dwight Street | North Haven | CT | 06473 | 203-239-7025 | | | | | |
| | Active | HVAC Contractor | Petro | Petro | 212 Elm Street | North Haven | CT | 06473 | (203) 985-4551 | | | | | |
| | Active | Wholesaler | The Granite Group | The Granite Group | 300 SACKETT POINT RD | North Haven | CT | 06473 | | | | | | |
| | Prospective | Wholesaler | Zohoplaceholder | McN Distributors Inc. | 160 Universal Drive | North Haven | CT | 6473 | | | | | | |
| M20886 | Active | Wholesaler | R. E. Michel Co. | R. E. Michel Company, Inc | 23 PERRY AVENUE | NORWALK | CT | 06850 | (203) 847-4921 | 5/24/2021 | 0 | 13 | 0.0992 | |
| | Active | HVAC Contractor | Anthony Caruso Plumbing | Anthony Caruso Plumbing | 25 Perry Ave | Norwalk | CT | 06850 | (203) 838-7633 | | | | | |
| | Active | HVAC Contractor | Astacio Plumbing | Astacio Plumbing | 15 South Street | Norwalk | CT | 06854 | | | | | | |
| | Active | HVAC Contractor | Petro | Petro | 55 Bay Street | Norwalk | CT | 06854 | | | | | | |
| | Active | Wholesaler | R. E. Michel Co. | R.E. Michel Company, Inc | 23 PERRY AVENUE | NORWALK | CT | 06850 | (203) 847-4921 | | | | | |
| | Active | Wholesaler | R. E. Michel Co. | R.E. Michel Company, Inc | 23 PERRY AVENUE | NORWALK | CT | 06850 | (203) 847-4921 | | | | | |
| | Active | Wholesaler | R. E. Michel Co. | R.E. Michel Company, Inc | 23 PERRY AVENUE | NORWALK | CT | 06850 | (203) 847-4921 | | | | | |
| | Prospective | Wholesaler | Trane | Trane | 145 Main St. | Norwalk | CT | 6851 | | | | | | |
| | Active | Wholesaler | Trane | Trane | 145 Main Street | Norwalk | CT | 6851 | | | | | | |
| | Inactive | Wholesaler | Watco | Carrier Enterprise | 4 Wilton Ave. | Norwalk | CT | 06851 | 203-840-4949 | | | | | |
| | Prospective | Wholesaler | Zohoplaceholder | Emcor Energy Services, Inc. | 301 Merritt 7 | Norwalk | CT | 6851 | | | | | | |
| | Active | Wholesaler | The Granite Group | The Granite Group | 47 New London Turnpike | Norwich | CT | 06360 | | | | | | |
| | Active | HVAC Contractor | The Nutmeg Companies Inc | The Nutmeg Companies Inc | 1 Ohio Ave | Norwich | CT | 06360 | | | | | | |
| | Active | Wholesaler | Viking Supply | Viking Supply | 31 Connecticut Avenue | Norwich | CT | 06360 | | | | | | |
| | Active | Wholesaler | The Granite Group | The Granite Group | 45 Connolly Drive | Old Saybrook | CT | 06475 | 603-545-3377 | | | | | |
| | Active | Wholesaler | The Granite Group | The Granite Group | 45 Connolly Drive | Old Saybrook | CT | 06475 | 603-545-3377 | | | | | |
| | Active | Wholesaler | The Granite Group | The Granite Group | 873 NORWICH RD | PLAINFIELD | CT | 06374 | 603-545-3377 | | | | | |
| M19941 | Active | HVAC Contractor | Saucier Mechanical Services | Saucier Mechanical Services | 148 Norton Street | Plantsville | CT | 06479 | 860-628-9999 | 10/13/2021 | 0 | 78 | 0.5766 | |
| | Active | HVAC Contractor | Sullivan, Donald And Sons Plum | Sullivan, Donald And Sons Plumbir | 980 S Main Street | Plantsville | CT | 06479 | | | | | | |
| | Prospective | Wholesaler | Zohoplaceholder | K & M Fire Protection Services, Inc | 8 West St | Plantsville | CT | 6479 | | | | | | |
| M11095 | Active | HVAC Contractor | Valley Oil | Valley Oil - HOP Energy | 36 BROWNSTONE AVE. | PORTLAND | CT | 06480 | 860-342-3500 x:10/18/2021 | | 0 | 31 | 0.217 | |
| | Active | HVAC Contractor | Daniels Oil Co., Inc. | Daniels Oil Co., Inc. | 8 HIGH STREET PO BOX 32 | PORTLAND | CT | 06480 | 860-342-3778 | | | | | |
| | Active | HVAC Contractor | Daniels Oil Co., Inc. | Daniels Oil Co., Inc. | 8 HIGH STREET PO BOX 32 | PORTLAND | CT | 06480 | 860-342-3778 | | | | | |
| | Active | HVAC Contractor | Valley Oil | Valley Oil - HOP Energy | 36 BROWNSTONE AVE. | PORTLAND | CT | 06480 | 860-342-3500 x5018 | | | | | |
| | Active | HVAC Contractor | Valley Oil | Valley Oil - HOP Energy | 36 BROWNSTONE AVE. | PORTLAND | CT | 06480 | 860-342-3500 x5018 | | | | | |
| | Active | Wholesaler | The Granite Group | The Granite Group | 71 - 81 FRONT ST | Putnam | CT | 06260 | 603-545-3377 | | | | | |
| | Active | HVAC Contractor | Solarcity | Solarcity | 714 Brook St. | Rocky Hill | CT | 06067 | 860-670-9308 | | | | | |
| | Prospective | Wholesaler | Zohoplaceholder | Ppl Savagealert, Inc. | 50 Inwood Rd | Rocky Hill | CT | 6067 | | | | | | |
| | Active | Wholesaler | Shelton Winair Co., | Shelton Winair Co., | 740 RIVER ROAD | SHELTON | CT | 06484 | 203-929-6319 | | | | | |
| | Active | Wholesaler | Shelton Winair Co., | Shelton Winair Co., | 740 RIVER ROAD | SHELTON | CT | 06484 | 203-929-6319 | | | | | |
| | Active | Wholesaler | Commerical Heating Supply | Commerical Heating Supply | 330 Nutmeg Road S | South Windsor | CT | 06074 | | | | | | |
| | Active | Wholesaler | Commerical Heating Supply | Commerical Heating Supply | 330 Nutmeg Road S | South Windsor | CT | 06074 | | | | | | |
| | Active | HVAC Contractor | Glasco Heating | Glasco Heating | 56 Glendale | South Windsor | CT | 06074 | | | | | | |
| | Active | Wholesaler | Mitchell Fuel Co. Inc. | Mitchell Fuel Co. Inc. | 1209 Sullivan Ave. | South Windsor | CT | 06074 | 860-644-2561 | | | | | |
| | Active | Wholesaler | Mitchell Fuel Co. Inc. | Mitchell Fuel Co. Inc. | 1209 Sullivan Ave. | South Windsor | CT | 06074 | 860-644-2561 | | | | | |
| | Active | HVAC Contractor | Raymond McLaughlin | Raymond McLaughlin | 53 Commerce Way | South Windsor | CT | 06074 | | | | | | |
| | Active | HVAC Contractor | Woodcock Refrigeration | Woodcock Refrigeration | 30 Kennedy Road | South Windsor | CT | 06074 | | | | | | |
| | Prospective | Wholesaler | Zohoplaceholder | Windsor Winair Co. | 25 Bidwell Rd 2 | South Windsor | CT | 6074 | | | | | | |
| | Prospective | Wholesaler | Zohoplaceholder | Hipoint Heating & Cooling Inc. | 71 Edwin Rd | South Windsor | CT | 6074 | | | | | | |
| | Prospective | Wholesaler | Zohoplaceholder | G & R Valley Company, Inc. | 350 Chapel Rd | South Windsor | CT | 6074 | | | | | | |
| | Active | HVAC Contractor | A. E. Olsen Company | A. E. Olsen Company | 1257 Southford Rd. | Southbury | CT | 06488 | 203-264-6571 | | | | | |
| | Active | HVAC Contractor | Arthur E Olsen | Arthur E Olsen | 1257 Southford Road | Southbury | CT | 06488 | | | | | | |
| | Active | HVAC Contractor | Frank Talarico | Frank Talarico | 203 Old Waturbury Road | Southbury | CT | 06488 | | | | | | |
| | Prospective | Wholesaler | Zohoplaceholder | Stratford Plumbing & Heating Inc | 1266 Main St. S | Southbury | CT | 6488 | | | | | | |
| | Active | HVAC Contractor | Air Temp Mechanical Services | Air Temp Mechanical Services | 360 Captain Lewis Dr | Southington | CT | 06489 | | | | | | |
| M19961 | Active | HVAC Contractor | Fox Heating | Fox Heating | 37 Westford Ave | Stafford Springs | CT | 06076 | (860) 875-1416 | 5/21/2021 | 0 | 27 | 0.1674 | |
| | Active | HVAC Contractor | Stafford Mechanical | Stafford Mechanical | 4 Industrial Park | Stafford Springs | CT | 06076 | | | | | | |
| | Active | HVAC Contractor | Stafford Mechanical Services | Stafford Mechanical Services | 4 Industrial Park Drive | Stafford Springs | CT | 06076 | 860-684-9485 | | | | | |

Connecticut

2021 Collection Location Summary Report

| | | | | | | | | | | | | | |
|--------|-------------|-----------------|----------------------------------|-----------------------------------|------------------------|------------|----|-------|----------------|-----------|---|----|--------|
| M17813 | Active | Wholesaler | B&F/Johnstone Supply | Johnstone Supply | 156 Magee Avenue | Stamford | CT | 06902 | 203-359-2626 | 5/18/2021 | 0 | 64 | 0.7068 |
| M18256 | Active | Wholesaler | Plimpton & Hills Corp | Plimpton & Hills Corp. | 92 Research Drive | Stamford | CT | 06906 | 203-965-5959 | 8/4/2021 | 0 | 9 | 0.0806 |
| M17813 | Active | Wholesaler | B&F/Johnstone Supply | Johnstone Supply | 156 Magee Avenue | Stamford | CT | 06902 | 203-359-2626 | 9/8/2021 | 0 | 55 | 0.5704 |
| | Active | Wholesaler | Abco Hvacr Supply | Abco Hvacr Supply-Stamford | 198 LAWN AVE. | STAMFORD | CT | 06902 | 203-325-9000 | | | | |
| | Active | HVAC Contractor | Air Solutions Heating And Coolin | Air Solutions Heating And Cooling | 430 Fairfield Avenue | Stamford | CT | 06902 | 203-357-8853 | | | | |
| | Active | HVAC Contractor | Airtech Stamford | Airtech Stamford | 21 Anthony Street | Stamford | CT | 06902 | 203-323-3959 | | | | |
| | Active | Wholesaler | Bell Simons | The Bell Pump Company | 20 VICTORY STREET | STAMFORD | CT | 06902 | 203-324-2139 | | | | |
| | Active | Wholesaler | Bell Simons | The Bell Pump Company | 20 VICTORY STREET | STAMFORD | CT | 06902 | 203-324-2139 | | | | |
| | Active | HVAC Contractor | C & C Service LLC | C & C Service LLC | 17 Davenport Street | Stamford | CT | 06902 | 203-323-2866 | | | | |
| | Active | HHW | City of Stamford / Katrina Myga | City of Stamford / Katrina Mygatt | 130 Magee Ave. | Stamford | CT | 06902 | (203) 977-4117 | | | | |
| | Active | Wholesaler | Dasco - Dunphey & Associates S | Dasco - Dunphey & Associates Sup | 43 Homestead Ave. | Stamford | CT | 06902 | 203-602-5557 | | | | |
| | Active | Wholesaler | Dasco - Dunphey & Associates S | Dasco - Dunphey & Associates Sup | 43 Homestead Ave. | Stamford | CT | 06902 | 203-602-5557 | | | | |
| | Active | Wholesaler | F.W. Webb | Fw Webb | 200 Richmond Hill Ave. | Stamford | CT | 06902 | 203-325-1355 | | | | |
| | Active | Wholesaler | F.W. Webb | Fw Webb | 200 Richmond Hill Ave. | Stamford | CT | 06902 | 203-325-1355 | | | | |
| | Active | HVAC Contractor | Powers Energy Solutions, LLC | Avalon Bay Communities - Do Not | 50 Forest Street | Stamford | CT | 06901 | | | | | |
| | Active | HVAC Contractor | Powers Energy Solutions, LLC | Avalon Bay Communities - Do Not | 50 Forest Street | Stamford | CT | 06901 | | | | | |
| | Active | HVAC Contractor | Powers Energy Solutions, LLC | Avalon Bay Communities - Do Not | 50 Forest Street | Stamford | CT | 06901 | | | | | |
| | Active | HVAC Contractor | Powers Energy Solutions, LLC | Avalon Bay Communities - Do Not | 50 Forest Street | Stamford | CT | 06901 | | | | | |
| | Active | HVAC Contractor | Powers Energy Solutions, LLC | Avalon Bay Communities - Do Not | 50 Forest Street | Stamford | CT | 06901 | | | | | |
| | Active | HVAC Contractor | Putnam Plumbing And Heating | Putnam Plumbing And Heating | 52 Dyke Lane | Stamford | CT | 06902 | 203-324-9127 | | | | |
| | Active | Wholesaler | Stamford Winnelson | Stamford Winnelson | 81 Southfield Avenue | Stamford | CT | 06902 | 203-965-0692 | | | | |
| | Active | Wholesaler | Stamford Winnelson | Stamford Winnelson | 81 Southfield Avenue | Stamford | CT | 06902 | 203-965-0692 | | | | |
| | Active | HVAC Contractor | Tarzia Plumbing And Heating | Tarzia Plumbing And Heating | 1455 Newfield Avenue | Stamford | CT | 06902 | 203-322-1900 | | | | |
| | Active | Wholesaler | Trane | Trane Supply | 47 Harbor View Avenue | Stamford | CT | 06902 | 203-295-2170 | | | | |
| | Active | Wholesaler | Trane | Trane Supply | 47 Harbor View Avenue | Stamford | CT | 06902 | 203-295-2170 | | | | |
| | Inactive | Wholesaler | United Refrigeration | United Refrigeration G6 | 17 Viaduct Road | Stamford | CT | 06907 | 203-359-4300 | | | | |
| | Inactive | Wholesaler | United Refrigeration | United Refrigeration G6 | 17 Viaduct Road | Stamford | CT | 06907 | 203-359-4300 | | | | |
| | Active | Wholesaler | Watco | TempAir Company | 67 Southfield Avenue | Stamford | CT | 06902 | 203-357-1727 | | | | |
| | Active | Wholesaler | Watco | TempAir Company | 67 Southfield Avenue | Stamford | CT | 06902 | 203-357-1727 | | | | |
| | Active | HVAC Contractor | W R Johnson | W R Johnson | 28 Scofield Avenue | Stamford | CT | 06902 | | | | | |
| | Prospective | Wholesaler | Zohoplaceholder | Star Gas Partners | 9 W Broad Street | Stamford | CT | 6902 | | | | | |
| | Prospective | Wholesaler | Zohoplaceholder | Danair Service LLC | 150 Southfield Avenue | Stamford | CT | 6902 | | | | | |
| | Active | Wholesaler | Johnstone Supply | Johnstone Supply Co | 156 MAGEE AVENUE | STANFORD | CT | 06902 | 203-369-2626 | | | | |
| | Active | Wholesaler | Turner And Harrison | Turner And Harrison | 54 RESEARCH DRIVE | STANFORD | CT | 06906 | 203-348-6743 | | | | |
| | Active | Wholesaler | Turner And Harrison | Turner And Harrison | 54 RESEARCH DRIVE | STANFORD | CT | 06906 | 203-348-6743 | | | | |
| M17232 | Active | Wholesaler | Tower Equipment Co Inc | Tower Equipment Co Inc | 1320 WEST BROAD ST | STRATFORD | CT | 06615 | 203-375-4420 | 10/4/2021 | 0 | 3 | 0.0186 |
| | Active | HVAC Contractor | Environmental Control, Inc. | Environmental Control, Inc. | 1265 WOODEND ROAD | STRATFORD | CT | 06615 | 203-375-5228 | | | | |
| | Inactive | HVAC Contractor | Main Enterprises | Main Enterprises | 1180 STRATFORD RD. | STRATFORD | CT | 06615 | (203) 334-3419 | | | | |
| | Inactive | HVAC Contractor | Main Enterprises | Main Enterprises | 1180 STRATFORD RD. | STRATFORD | CT | 06615 | (203) 334-3419 | | | | |
| | Active | Wholesaler | R. E. Michel Co. | Re Michel Co Inc. | 840 ACCESS ROAD | STRATFORD | CT | 06615 | 203-380-9382 | | | | |
| | Active | Wholesaler | R. E. Michel Co. | Re Michel Co Inc. | 840 ACCESS ROAD | STRATFORD | CT | 06615 | 203-380-9382 | | | | |
| | Inactive | Wholesaler | R. E. Michel Co. | R.E. Michel Company, Inc | 640 ACCESS ROAD | STRATFORD | CT | 06615 | 203-380-9382 | | | | |
| | Inactive | Wholesaler | R. E. Michel Co. | R.E. Michel Company, Inc | 640 ACCESS ROAD | STRATFORD | CT | 06615 | 203-380-9382 | | | | |
| | Inactive | Wholesaler | R. E. Michel Co. | R.E. Michel Company, Inc | 640 ACCESS ROAD | STRATFORD | CT | 06615 | 203-380-9382 | | | | |
| | Active | Wholesaler | Sid Harvey | Sid Harvey Industries | 1935 Stratford Ave. | STRATFORD | CT | 06615 | 203-375-4328 | | | | |
| | Active | Wholesaler | Sid Harvey | Sid Harvey Industries | 1935 Stratford Ave. | STRATFORD | CT | 06615 | 203-375-4328 | | | | |
| | Inactive | Wholesaler | Torrington Supply | Torrington Supply | 40 MEAD STREET | STRATFORD | CT | 06615 | 203-381-9340 | | | | |
| | Active | Wholesaler | Tower Equipment Co Inc | Tower Equipment Co Inc | 1320 WEST BROAD ST | STRATFORD | CT | 06615 | 203-375-4420 | | | | |
| | Active | Wholesaler | Tower Equipment Co Inc | Tower Equipment Co Inc | 1320 WEST BROAD ST | STRATFORD | CT | 06615 | 203-375-4420 | | | | |
| | Active | Wholesaler | Tower Equipment Co Inc | Tower Equipment Co Inc | 1320 WEST BROAD ST | STRATFORD | CT | 06615 | 203-375-4420 | | | | |
| | Active | Wholesaler | Tower Equipment Co Inc | Tower Equipment Co Inc | 1320 WEST BROAD ST | STRATFORD | CT | 06615 | 203-375-4420 | | | | |
| | Active | Wholesaler | Tower Equipment Co Inc | Tower Equipment Co Inc | 1320 WEST BROAD ST | STRATFORD | CT | 06615 | 203-375-4420 | | | | |
| | Active | Wholesaler | Tower Equipment Co Inc | Tower Equipment Co Inc | 1320 WEST BROAD ST | STRATFORD | CT | 06615 | 203-375-4420 | | | | |
| | Active | Wholesaler | Tower Equipment Co Inc | Tower Equipment Co Inc | 1320 WEST BROAD ST | STRATFORD | CT | 06615 | 203-375-4420 | | | | |
| | Active | Wholesaler | Watco | Carrier Enterprise | 650 Long Beach Blvd | Stratford | CT | 06615 | 203-375-6390 | | | | |
| | Active | Wholesaler | Watco | Carrier Enterprise | 650 Long Beach Blvd | Stratford | CT | 06615 | 203-375-6390 | | | | |
| P10238 | Active | HVAC Contractor | Quality Mechanical Service | Quality Mechanical Service | 95 Turner Avenue | Torrington | CT | 06790 | | 2/3/2021 | 0 | 3 | 0.0248 |
| M19955 | Active | HVAC Contractor | Barry Cone's | Barry Cone's | 22 Migeon Ave | Torrington | CT | 06790 | | 2/9/2021 | 0 | 37 | 0.4154 |
| P10359 | Active | Wholesaler | Torrc | Torrc | 261 Oak Avenue | Torrington | CT | 06790 | | 5/25/2021 | 0 | 2 | 0.0124 |
| M18261 | Active | Wholesaler | Plimpton & Hills Corp | Plimpton & Hills Corp. | 790 Main Street | Torrington | CT | 06790 | 860-482-0238 | 5/26/2021 | 0 | 69 | 0.4836 |
| | Active | HVAC Contractor | Performance Plumbing | Performance Plumbing | 400 Riverside Ave | Torrington | CT | 06790 | | | | | |
| | Active | HVAC Contractor | Quality Mechanical Service | Quality Mechanical Service | 95 Turner Avenue | Torrington | CT | 06790 | | | | | |
| | Active | HVAC Contractor | Scoville Plumbing | Scoville Plumbing | 311 S Main Street | Torrington | CT | 06790 | | | | | |

Connecticut
2021 Collection Location Summary Report

| | | | | | | | | | | | | | |
|--------|-------------|------------------|---------------------------------|-----------------------------------|----------------------------|---------------|----|-------|----------------|-----------|-----|-----|--------|
| | Active | Wholesaler | Torrco | Torrco | 261 Oak Avenue | Torrington | CT | 06790 | | | | | |
| | Prospective | Wholesaler | Zohoplaceholder | G & O Mechanical Contractors, LLC | 5893 Main St. Rear | Trumbull | CT | 6611 | | | | | |
| | Active | Retailer | Montville Hardware | Montville Hardware | 907 RT 32 | UNCASVILLE | CT | 06382 | 860-848-3616 | | | | |
| | Active | Retailer | Montville Hardware | Montville Hardware | 907 RT 32 | UNCASVILLE | CT | 06382 | 860-848-3616 | | | | |
| M18253 | Active | Wholesaler | Plimpton & Hills Corp | Plimpton & Hills Corp. | 148 South Colony Drive | Wallingford | CT | 06492 | 203-269-7739 | 5/13/2021 | 0 | 46 | 0.3162 |
| P10237 | Active | Wholesaler | Wallingford Winnelson Co. | Wallingford Winnelson Co. | 1068 N. Farms Road Bldg. 1 | Wallingford | CT | 06492 | 203-265-1116 | 8/11/2021 | 0 | 7 | 0.0434 |
| | Inactive | HVAC Contractor | E N T Heating And Cooling | E N T Heating And Cooling | 160 S Turnpike Road | Wallingford | CT | 06492 | 203-284-8881 | | | | |
| | Active | HVAC Contractor | Superior Mechanical Systems Inc | Superior Mechanical Systems Inc | 126 S Turnpike Road | Wallingford | CT | 06492 | 203-265-9333 | | | | |
| | Active | Wholesaler | Wallingford Winnelson Co. | Wallingford Winnelson Co. | 1068 N. Farms Road Bldg. 1 | Wallingford | CT | 06492 | 203-265-1116 | | | | |
| | Active | Wholesaler | Watso | Carrier Enterprise (Homans Associ | 2 Northrop IND. Park Road | Wallingford | CT | 06492 | 800-840-9510 | | | | |
| | Active | Wholesaler | F.W. Webb | Fw Webb Company | 737 Bank St. | Waterbury | CT | 06708 | 203-574-5959 | | | | |
| | Active | Wholesaler | Sid Harvey | Sid Harvey Industries | 278 RAILROAD HILL ST | WATERBURY | CT | 06708 | 203-756-4480 | | | | |
| | Active | Wholesaler | Sid Harvey | Sid Harvey Industries | 278 RAILROAD HILL ST | WATERBURY | CT | 06708 | 203-756-4480 | | | | |
| | Active | Wholesaler | Sid Harvey | Sid Harvey Industries | 278 RAILROAD HILL ST | WATERBURY | CT | 06708 | 203-756-4480 | | | | |
| | Active | Wholesaler | Torrington Supply | Torrington Supply | 100 N. ELM STREET | WATERBURY | CT | 06723 | 203-465-4287 | | | | |
| | Active | Wholesaler | Torrington Supply | Torrington Supply | 100 N. ELM STREET | WATERBURY | CT | 06723 | 203-465-4287 | | | | |
| | Active | Wholesaler | Torrington Supply | Torrington Supply | 100 N. ELM STREET | WATERBURY | CT | 06723 | 203-465-4287 | | | | |
| | Active | Wholesaler | Torrington Supply | Torrington Supply | 100 N. ELM STREET | WATERBURY | CT | 06723 | 203-465-4287 | | | | |
| | Active | HVAC Contractor | Wesson Energy | Wesson Energy | 165 RAILROAD HILL STREET | WATERBURY | CT | 06708 | 203-756-7041 | | | | |
| | Active | HVAC Contractor | Wesson Energy | Wesson Energy | 165 RAILROAD HILL STREET | WATERBURY | CT | 06708 | 203-756-7041 | | | | |
| | Active | HVAC Contractor | Wesson Energy | Wesson Energy | 165 RAILROAD HILL STREET | WATERBURY | CT | 06708 | 203-756-7041 | | | | |
| M21167 | Active | Wholesaler | F.W. Webb | F.W. Webb | 570 Vauxhall Street Ext | Waterford | CT | 06385 | 860-629-5900 | 6/2/2021 | 0 | 39 | 0.2418 |
| | Active | Wholesaler | F.W. Webb | F.W. Webb | 570 Vauxhall Street Ext | Waterford | CT | 06385 | 860-629-5900 | | | | |
| | Active | Wholesaler | F.W. Webb | F.W. Webb | 570 Vauxhall Street Ext | Waterford | CT | 06385 | 860-629-5900 | | | | |
| | Active | Wholesaler | F.W. Webb | F.W. Webb | 570 Vauxhall Street Ext | Waterford | CT | 06385 | 860-629-5900 | | | | |
| | Active | HVAC Contractor | Michael R Mader Co, Inc | Michael R Mader Co, Inc | 33 GREAT NECK RD | Waterford | CT | 06385 | 860-442-3610 | | | | |
| | Active | HVAC Contractor | Michael R Mader Co, Inc | Michael R Mader Co, Inc | 33 GREAT NECK RD | Waterford | CT | 06385 | 860-442-3610 | | | | |
| | Active | HHW | Town Of Watertown | Town Of Watertown | 91 Burton Street | Watertown | CT | 06795 | 203-982-1037 | | | | |
| | Active | HVAC Contractor | Water Systems Solutions | Water Systems Solutions | 740 Thomaston Road | Watertown | CT | 06795 | | | | | |
| M21422 | Active | Wholesaler | Plimpton & Hills Corp | Plimpton & Hills Corp | 183 Dexter Avenue | West Hartford | CT | 06110 | | 1/25/2021 | 0 | 2 | 0.031 |
| | Active | HVAC Contractor | Mare C Heating | Mare C Heating | 12 Jansen Ct | West Hartford | CT | 06110 | | | | | |
| | Active | Wholesaler | Plimpton & Hills Corp | Plimpton & Hills Corp | 195 Dexter Ave | West Hartford | CT | 06110 | 860-953-7715 | | | | |
| | Active | Wholesaler | Supply New England | Supply New England | 235 Newfield Ave. | West Hartford | CT | 06106 | 860-953-7701 | | | | |
| | Active | Wholesaler | Supply New England | Supply New England | 235 Newfield Ave. | West Hartford | CT | 06106 | 860-953-7701 | | | | |
| | Active | HHW | West Hartford Yard Waste & Re | West Hartford Yard Waste & Recy | 25 Brixton St. | West Hartford | CT | 06110 | (860) 561-8100 | | | | |
| | Inactive | HVAC Contractor | Connecticut Refining Co. | Connecticut Refining Co. | 25 Bernhard Rd | WEST HAVEN | CT | 06473 | 203-933-2511 | | | | |
| M18645 | Active | HVAC Contractor | West Side Oil | West Side Oil | 27 Babbs Road | West Suffield | CT | 06093 | 860-668-4322 | 5/24/2021 | 0 | 15 | 0.1054 |
| | Active | HVAC Contractor | West Side Oil | West Side Oil | 27 Babbs Road | West Suffield | CT | 06093 | 860-668-4322 | | | | |
| | Active | HVAC Contractor | West Side Oil | West Side Oil | 27 Babbs Road | West Suffield | CT | 06093 | 860-668-4322 | | | | |
| | Active | Wholesaler | Willimantic Winnelson | Willimantic Winnelson | 65 Moalton Ct. | Willimantic | CT | 06226 | | | | | |
| | Active | Wholesaler | Willimantic Winnelson | Willimantic Winnelson | 65 Moalton Ct. | Willimantic | CT | 06226 | | | | | |
| | Active | HVAC Contractor | Servco Oil Company | Servco Oil Company | 387 Danbury Road | Wilton | CT | 06897 | 203-762-7994 | | | | |
| | Inactive | Property Managem | Wyndham Park Apartments | Wyndham Park Apartments | 140 Plains Road | Windham | CT | 06280 | 860-450-1110 | | | | |
| M19990 | Active | HVAC Contractor | Harp Mechanical | Harp Mechanical | 483 Spring Street | Windsor Locks | CT | 06096 | 860-623-4350 | 3/29/2021 | 356 | 116 | 2.9698 |
| | Active | HVAC Contractor | Aiello Home Services | Aiello Home Services | 600 Old County Circle | Windsor Locks | CT | 06096 | 888-956-4455 | | | | |
| | Active | HVAC Contractor | Good Hill Mechanic | Good Hill Mechanic | 53 Main Street South | Woodbury | CT | 06798 | | | | | |
| | Active | HVAC Contractor | Cmc Energy Services | Cmc Energy Services | 60 Old Church Street | Yalesville | CT | 06492 | 888-403-3500 | | | | |

Connecticut

2021 Collection Location Bin Receipt

| Bin Bar Code | Location Status | Location Type | Account: TRC Account Name | Name | Street | City | State | Zip Code | Contact Phone | Return Date | Number of Loose Switches | Number of Mercury Thermostats | Total Mercury Volume (lbs.) |
|--------------|-----------------|-----------------|--------------------------------|----------------------------------|----------------------------------|------------------|-------|----------|-----------------|-------------|--------------------------|-------------------------------|-----------------------------|
| M18454 | Active | Wholesaler | Modern Plumbing Supply | Modern Plumbing Supply | 152 Berlin Turnpike | Berlin | CT | 06037 | | 8/4/2021 | 0 | 20 | 0.124 |
| M19905 | Active | HVAC Contractor | Adolf Krueger | Adolf Krueger | 34 Stony Hill Rd | Bethel | CT | 06801 | | 3/1/2021 | 20 | 2 | 0.155 |
| M18445 | Active | Wholesaler | Branford Winnelson | Branford Winnelson | 22 McDermott Road | Branford | CT | 06405 | (203) 483-7216 | 1/20/2021 | 0 | 27 | 0.1674 |
| M21450 | Active | Wholesaler | Plimpton & Hills Corp | Plimpton & Hills Corp. | 11 Newtown Rd | Danbury | CT | 06810 | 203-743-9221 | 5/24/2021 | 0 | 10 | 0.093 |
| M14258 | Active | Wholesaler | Sid Harvey | Sid Harvey Industries | 41C Eagle Road | DANBURY | CT | 06810 | 203-778-8888 | 5/24/2021 | 0 | 7 | 0.0434 |
| M18259 | Active | Wholesaler | Plimpton & Hills Corp | Plimpton & Hills Corp. | 210 East Canaan Road (Rt.44) | East Canaan | CT | 06024 | 860-824-7942 | 8/9/2021 | 0 | 30 | 0.1984 |
| M21612 | Active | Other | NLR Inc. | NLR Inc. | 256 Main Street | East Windsor | CT | 06088 | 860-292-1992 | 1/20/2021 | 1 | 126 | 0.8184 |
| M21504 | Active | Other | NLR Inc. | NLR Inc. | 256 Main Street | East Windsor | CT | 06088 | 860-292-1992 | 10/5/2021 | 260 | 110 | 2.356 |
| M21612 | Active | Other | NLR Inc. | NLR Inc. | 256 Main Street | East Windsor | CT | 06088 | 860-292-1992 | 10/5/2021 | 0 | 103 | 0.7998 |
| M21612 | Active | Other | NLR Inc. | NLR Inc. | 256 Main Street | East Windsor | CT | 06088 | 860-292-1992 | 3/16/2021 | 1 | 103 | 0.961 |
| M21504 | Active | Other | NLR Inc. | NLR Inc. | 256 Main Street | East Windsor | CT | 06088 | 860-292-1992 | 4/28/2021 | 0 | 20 | 0.1674 |
| M21612 | Active | Other | NLR Inc. | NLR Inc. | 256 Main Street | East Windsor | CT | 06088 | 860-292-1992 | 5/11/2021 | 10 | 95 | 0.6944 |
| M21612 | Active | Other | NLR Inc. | NLR Inc. | 256 Main Street | East Windsor | CT | 06088 | 860-292-1992 | 7/6/2021 | 0 | 87 | 0.6944 |
| M21504 | Active | Other | NLR Inc. | NLR Inc. | 256 Main Street | East Windsor | CT | 06088 | 860-292-1992 | 8/11/2021 | 0 | 108 | 0.7812 |
| M21612 | Active | Other | NLR Inc. | NLR Inc. | 256 Main Street | East Windsor | CT | 06088 | 860-292-1992 | 8/12/2021 | 0 | 81 | 0.7812 |
| M17487 | Active | Wholesaler | Essex Winnelson Company | Essex Winnelson Company | 186 Westbrook Road | Essex | CT | 06426 | 860-767-0134 | 9/29/2021 | 0 | 5 | 0.031 |
| M17903 | Active | HHW | Southeast Connecticut Regional | Southeast Connecticut Regional R | 7 Hurlbutt Road | Gales Ferry | CT | 06335 | 860-381-5558 | 12/21/2021 | 0 | 83 | 0.6014 |
| M17906 | Active | HHW | Southeast Connecticut Regional | Southeast Connecticut Regional R | 7 Hurlbutt Road | Gales Ferry | CT | 06335 | 860-381-5558 | 6/2/2021 | 0 | 110 | 0.744 |
| M19870 | Active | HVAC Contractor | Beacon Mechanical Service | Beacon Mechanical Service | 12 Mechanicsville Rd | Granby | CT | 06035 | 860-844-0111 | 8/4/2021 | 0 | 18 | 0.1364 |
| P10233 | Active | Wholesaler | Plimpton & Hills Corp | Plimpton & Hills Corp. | 640 Boston Post Rd | Guilford | CT | 06437 | 860-664-4020 | 1/4/2021 | 0 | 13 | 0.0806 |
| M19998 | Active | HVAC Contractor | Gr Wade LLC | Gr Wade LLC | 71 Overlook Dr | Hamden | CT | 06514 | 203-230-9636 | 4/30/2021 | 0 | 29 | 0.1984 |
| M21420 | Active | Wholesaler | Plimpton & Hills Corp | Plimpton & Hills Corp | 2 Brainard Road | Hartford | CT | 06114 | 860-522-4233 | 1/21/2021 | 3 | 88 | 0.7936 |
| M10630 | Active | Wholesaler | R. E. Michel Co. | R.E. Michel Company, Inc | 295 MURPHY ROAD | HARTFORD | CT | 06114 | 860-278-7676 | 2/2/2021 | 0 | 88 | 0.713 |
| M18325 | Active | Wholesaler | Central Airesupply Inc. | Central Airesupply Inc. | 118 Ledyard Street | Hartford | CT | 06114 | | 5/21/2021 | 0 | 30 | 0.5208 |
| M11091 | Active | Wholesaler | Sid Harvey | Sid Harvey Industries | 206 MURPHY RD. | HARTFORD | CT | 06114 | 860-524-0250 | 5/21/2021 | 0 | 13 | 0.0992 |
| M21380 | Active | Wholesaler | United Refrigeration | United Refrigeration G1 | 230 Wawarme Avenue | Hartford | CT | 06114 | 860-278-9200 | 5/21/2021 | 0 | 1 | 0.0062 |
| M10629 | Active | Wholesaler | R. E. Michel Co. | R.E. Michel Company, Inc | 295 MURPHY ROAD | HARTFORD | CT | 06114 | 860-278-7676 | 6/2/2021 | 0 | 101 | 0.6696 |
| P10501 | Active | HHW | Mansfield Transfer Station | Mansfield Transfer Station | 221 Warrenville Rd. -- SEND TO N | Mansfield Center | CT | 06250 | (860) 429-3333 | 1/27/2021 | 2 | 0 | 0.0124 |
| P10564 | Active | HHW | Mansfield Transfer Station | Mansfield Transfer Station | 221 Warrenville Rd. -- SEND TO N | Mansfield Center | CT | 06250 | (860) 429-3333 | 12/10/2021 | 0 | 3 | 0.0372 |
| P10503 | Active | HHW | City Of Middletown | City Of Middletown | 245 Dekoven Drive | Middletown | CT | 06457 | (860) 638-4855 | 5/26/2021 | 0 | 8 | 0.0496 |
| M18257 | Active | Wholesaler | Plimpton & Hills Corp | Plimpton & Hills Corp. | 189 Chestnut Street | New Britain | CT | 06050 | 860-229-2076 | 11/24/2021 | 0 | 68 | 0.4898 |
| M13095 | Active | Wholesaler | Star Supply Company | Star Supply Company | 118 GANDO DRIVE | NEW HAVEN | CT | 06513 | (203)772-2240 | 1/20/2021 | 0 | 73 | 0.5518 |
| M19975 | Active | HVAC Contractor | Ruotolo Mechanical | Ruotolo Mechanical | 29 Printers Lane | New Haven | CT | 06519 | 203-772-1563 | 1/21/2021 | 0 | 13 | 0.0806 |
| M14873 | Active | Wholesaler | Bell Simons | The Bell Pump Company | 209 FORBES AVENUE | NEW HAVEN | CT | 06512 | 203-469-5351 | 5/10/2021 | 0 | 34 | 0.2108 |
| M18205 | Active | Wholesaler | Sid Harvey | Sid Harvey | 75 Hamilton St. | New Haven | CT | 06511 | 203-787-0251 | 5/24/2021 | 0 | 47 | 0.2914 |
| M18652 | Active | Wholesaler | F.W. Webb | Fw Webb | 650 Ella T Grasso Blvd | New Haven | CT | 06519 | 203-865-6124 | 5/25/2021 | 0 | 87 | 0.5952 |
| P10362 | Active | HVAC Contractor | Ruotolo Mechanical | Ruotolo Mechanical | 29 Printers Lane | New Haven | CT | 06519 | 203-772-1563 | 5/3/2021 | 0 | 2 | 0.0124 |
| P10362 | Active | HVAC Contractor | Ruotolo Mechanical | Ruotolo Mechanical | 29 Printers Lane | New Haven | CT | 06519 | 203-772-1563 | 6/25/2021 | 0 | 0 | 0 |
| M21629 | Active | Wholesaler | Bell Simons | The Bell Pump Company | 91 CRYSTAL AVENUE | NEW LONDON | CT | 06320 | 860-443-2036 | 3/31/2021 | 0 | 193 | 1.4508 |
| M16348 | Active | Wholesaler | The Granite Group | The Granite Group | 75 JEFFERSON AVE | New London | CT | 06320 | | 5/25/2021 | 0 | 4 | 0.0248 |
| M21235 | Active | HVAC Contractor | Nero A/C | Nero A C & Heating Inc. | 334 State Street | North Haven | CT | 06473 | (203) 248-8110 | 1/11/2021 | 0 | 55 | 0.4278 |
| P10236 | Active | Wholesaler | The Granite Group | The Granite Group | 300 SACKETT POINT RD | North Haven | CT | 06473 | | 5/21/2021 | 0 | 2 | 0.0124 |
| M20886 | Active | Wholesaler | R. E. Michel Co. | R.E. Michel Company, Inc | 23 PERRY AVENUE | NORWALK | CT | 06850 | (203) 847-4921 | 5/24/2021 | 0 | 13 | 0.0992 |
| M19941 | Active | HVAC Contractor | Saucier Mechanical Services | Saucier Mechanical Services | 148 Norton Street | Plantsville | CT | 06479 | 860-628-9999 | 10/13/2021 | 0 | 78 | 0.5766 |
| M11095 | Active | HVAC Contractor | Valley Oil | Valley Oil - HOP Energy | 36 BROWNSTONE AVE. | PORTLAND | CT | 06480 | 860-342-3500 x: | 10/18/2021 | 0 | 31 | 0.217 |
| M19961 | Active | HVAC Contractor | Fox Heating | Fox Heating | 37 Westford Ave | Stafford Springs | CT | 06076 | (860) 875-1416 | 5/21/2021 | 0 | 27 | 0.1674 |
| M17813 | Active | Wholesaler | B&F/Johnstone Supply | Johnstone Supply | 156 Magee Avenue | Stamford | CT | 06902 | 203-359-2626 | 5/18/2021 | 0 | 64 | 0.7068 |
| M18256 | Active | Wholesaler | Plimpton & Hills Corp | Plimpton & Hills Corp. | 92 Research Drive | Stamford | CT | 06906 | 203-965-5959 | 8/4/2021 | 0 | 9 | 0.0806 |
| M17813 | Active | Wholesaler | B&F/Johnstone Supply | Johnstone Supply | 156 Magee Avenue | Stamford | CT | 06902 | 203-359-2626 | 9/8/2021 | 0 | 55 | 0.5704 |
| M17232 | Active | Wholesaler | Tower Equipment Co Inc | Tower Equipment Co Inc | 1320 WEST BROAD ST | STRATFORD | CT | 06615 | 203-375-4420 | 10/4/2021 | 0 | 3 | 0.0186 |
| P10238 | Active | HVAC Contractor | Quality Mechanical Service | Quality Mechanical Service | 95 Turner Avenue | Torrington | CT | 06790 | | 2/3/2021 | 0 | 3 | 0.0248 |
| M19955 | Active | HVAC Contractor | Barry Cone's | Barry Cone's | 22 Migeon Ave | Torrington | CT | 06790 | | 2/9/2021 | 0 | 37 | 0.4154 |
| P10359 | Active | Wholesaler | Torrco | Torrco | 261 Oak Avenue | Torrington | CT | 06790 | | 5/25/2021 | 0 | 2 | 0.0124 |
| M18261 | Active | Wholesaler | Plimpton & Hills Corp | Plimpton & Hills Corp. | 790 Main Street | Torrington | CT | 06790 | 860-482-0238 | 5/26/2021 | 0 | 69 | 0.4836 |
| M18253 | Active | Wholesaler | Plimpton & Hills Corp | Plimpton & Hills Corp. | 148 South Colony Drive | Wallingford | CT | 06492 | 203-269-7739 | 5/13/2021 | 0 | 46 | 0.3162 |
| P10237 | Active | Wholesaler | Wallingford Winnelson Co. | Wallingford Winnelson Co. | 1068 N. Farms Road Bldg. 1 | Wallingford | CT | 06492 | 203-265-1116 | 8/11/2021 | 0 | 7 | 0.0434 |
| M21167 | Active | Wholesaler | F.W. Webb | F.W. Webb | 570 Vauxhall Street Ext | Waterford | CT | 06385 | 860-629-5900 | 6/2/2021 | 0 | 39 | 0.2418 |
| M21422 | Active | Wholesaler | Plimpton & Hills Corp | Plimpton & Hills Corp | 183 Dexter Avenue | West Hartford | CT | 06110 | | 1/25/2021 | 0 | 2 | 0.031 |
| M18645 | Active | HVAC Contractor | West Side Oil | West Side Oil | 27 Babbs Road | West Suffield | CT | 06093 | 860-668-4322 | 5/24/2021 | 0 | 15 | 0.1054 |
| M19990 | Active | HVAC Contractor | Harp Mechanical | Harp Mechanical | 483 Spring Street | Windsor Locks | CT | 06096 | 860-623-4350 | 3/29/2021 | 356 | 116 | 2.9698 |

Connecticut
2021 Collection Location Container Requests

| Status | Bin Assignment Date | Container Type | Bin: Bin Bar Code | Name | Location Type | Physical Address - Street 1 | Physical Address - City | Physical Address - State | Physical Address - Zip Code | Physical Address - County |
|--------|---------------------|----------------|-------------------|-----------------------|---------------|-----------------------------|-------------------------|--------------------------|-----------------------------|---------------------------|
| Active | 1/22/2021 | Bin | M21629 | The Bell Pump Company | Wholesaler | 91 CRYSTAL AVENUE | NEW LONDON | CT | 06320 | New London |
| Active | 6/3/2021 | Bin | M21742 | TempAir Company | Wholesaler | 67 Southfield Avenue | Stamford | CT | 06902 | Fairfield |