
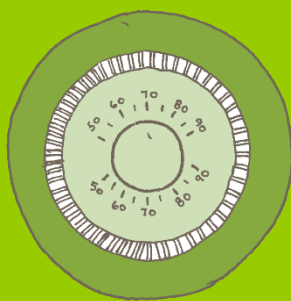


# 2021 ANNUAL REPORT

## RHODE ISLAND



# TABLE OF CONTENTS

Thermostat Recycling Corporation Governance (at close of 2021)	3
Thermostat Recycling Corporation Board Members	3
Thermostat Recycling Corporation Dues Paying Members	3
Thermostat Recycling Corporation Staff	3
LETTER FROM THE EXECUTIVE DIRECTOR	4
RHODE ISLAND	5
2021 Collections and Evaluation	5
2021 Collections by Brand	28
2021 Summary of the Program Expenses	30
2021 Education and Outreach	31
2022 Program Modifications	47
Contact Information	48
Appendices	49

# THERMOSTAT RECYCLING CORPORATION GOVERNANCE (AT CLOSE OF 2021)

## Thermostat Recycling Corporation Board Members

Arnie Meyer (Chairman)

*Resideo / Honeywell Home (f/k/a Honeywell)*

Charles Ketterer (Vice-Chairman)

*Emerson Technologies (White Rodgers)*

Bob Johnson (Treasurer)

*Lennox Industries*

Loretta Damron (Secretary)

*STLPC Corporation (f/k/a Lux Products Corporation)*

## Thermostat Recycling Corporation Dues Paying Members

Bard Manufacturing	Burnham Holdings	Carrier Corporation
ecobee Inc.	Empire Comfort Systems	General Electric
ITT	Lennox International Inc.	Nest Labs
Nortek Global HVAC, LLC	Rheem Manufacturing	Johnson Controls Inc.
TPI Corporation	Trane Residential Systems	White-Rodgers (Emerson)
	W.W. Grainger	Chromalox
Climate Master, Inc.	Crane Company	Goodman Global
Honeywell Home	Hunter Fan Company	STLPC Corporation (f/k/a Lux Products Corporation)
Marley-Wylain Company	McQuay International	Schneider Electric (Invensys)
Dwyer Instruments	Taco Comfort Solutions	Uponor

## Thermostat Recycling Corporation Staff

Ralph Vasami

*Executive Director*

Danielle Myers

*Operations and Compliance Manager*

# LETTER FROM THE EXECUTIVE DIRECTOR

As anticipated, TRC experienced a modest increase in national collections in 2021. While the COVID-19 pandemic continued, most businesses returned to some sense of normal, including TRC. Our outreach activities were able to be utilized to the full extent. The program continues to work in new and interesting ways to keep collecting mercury-containing thermostats and responsibly recycling every mercury thermostat collected every time. While 2021 collections were up 5% over 2020, it is important to remember that TRC collects and recycles a product that has not been sold in the marketplace since 2007; and as there is a decreasing number of mercury-containing thermostats in use, our collections will continue to decline.

In 2022, TRC will continue to target mercury thermostat collections and work with our partners in the HVAC industry, the waste sector, the energy sector and the regulatory community to achieve positive results. For a program such as TRC's to be successful year after year, we require support from our industry members, collection partners, marketers, allied industries, regulatory agencies and staff. These strategic partnerships allow TRC's effectiveness to grow as it continues to move forward successfully in the collection and proper disposal of mercury-containing thermostats.

We are happy to provide you with this year's annual report. Please do not hesitate to contact us with comments or questions.



A handwritten signature in black ink, appearing to read 'Ralph Vasami', with a stylized flourish at the end.

Ralph Vasami

Executive Director

# RHODE ISLAND

## 2021 Collections and Evaluation

The following analytical report details the annual program performance for mercury thermostat collection in the state of Rhode Island in 2021. It is important to note that collections were most likely affected by the pandemic, whether it be fewer in-home replacements, a delay of dropping thermostats off for recycling or collection locations returning less recycling containers due to limited personnel. A few of the program highlights for 2021 are included below:

- In 2021 the program **collected 15.9 lbs. of mercury** in Rhode Island. Since 2007, the annual quantity of mercury collected in Rhode Island has averaged 15.3 lbs.
- The program collected **2,381 whole thermostats in 2021**. This was a 4% decrease over the number of thermostats collected in 2020. Since 2007, the average thermostat count per year is 2,008.
- The average **number of whole thermostats collected per bin in 2021 was 57 thermostats**, a decrease from 67 in 2020.
- The counties with the most bins and thermostats returned in 2021 were **Providence County (31 bins, 2,132 thermostats)**, **Kent County (4 bins, 154 thermostats)**, and **Washington County (4 bins, 49 thermostats)**.
- In 2021, **74% of the partner locations returned at least one bin**.
- **A total of 54 'Miss You' calls were placed and 46 site visits in 2021** which resulted in a positive relationship of activity to bin returns.

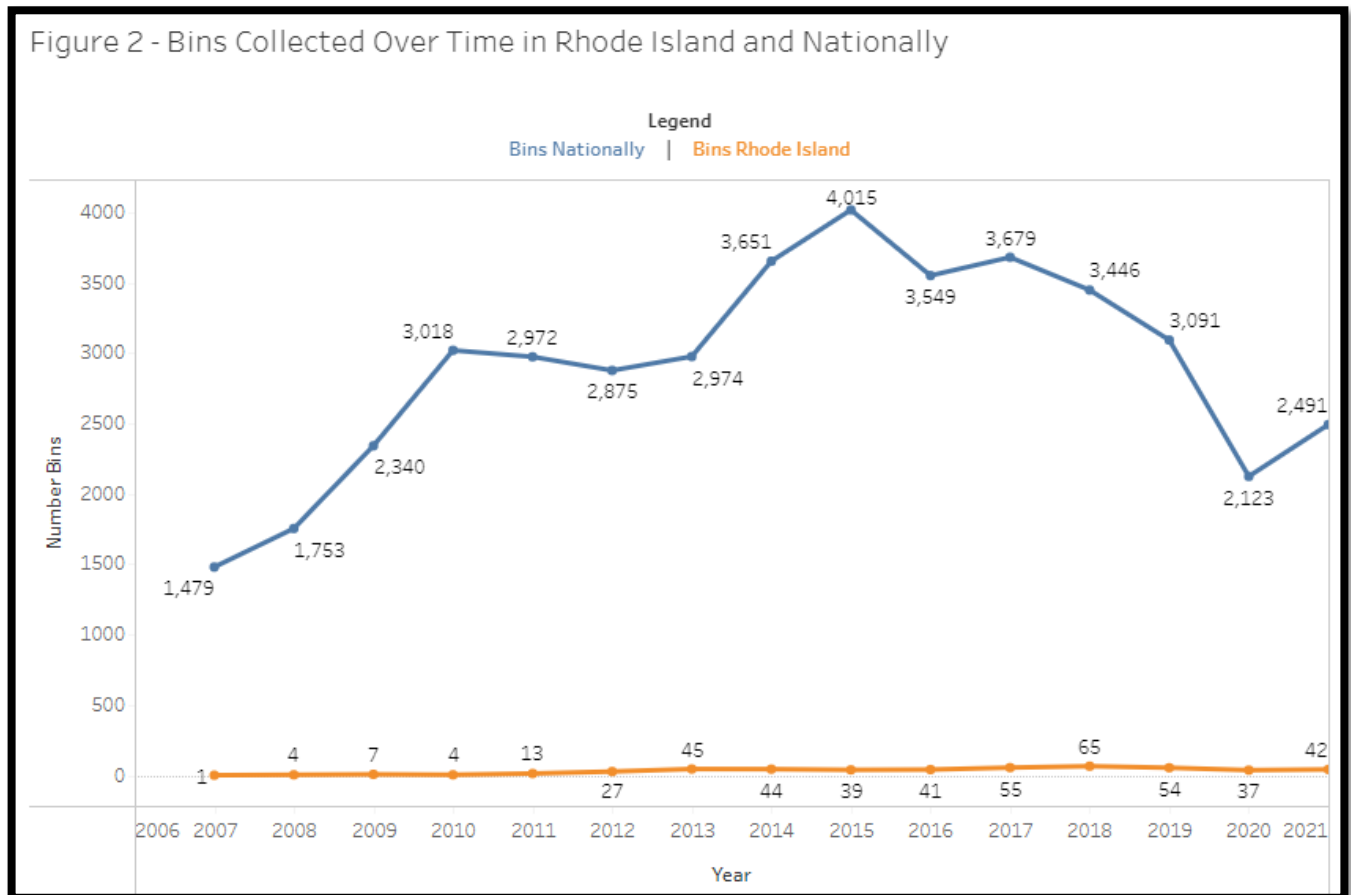
## Section 1: Program Analytics

Section 1 of this report examines the annual performance of the thermostat collection recycling program in terms of bins, thermostats, and mercury collected as well as the year-over-year progression of the program. On average, the program has collected 15.3 lbs. of mercury and 2,008 whole thermostats per year since 2007. In 2021, the program collected 15.9 lbs. of mercury from 2,381 thermostats and zero loose switches. Figure 1 displays the total number of bins, the total number of thermostats, and the quantity of mercury collected in Rhode Island since the beginning of the program.

Figure 1 - Program Performance Over Time

Year	Number Bins	Number Thermostats	Mercury (Lb)
2007	1	81	0.7
2008	4	370	2.9
2009	7	654	7.4
2010	4	420	2.8
2011	13	1,068	10.3
2012	27	1,617	12.6
2013	45	2,477	18.2
2014	44	2,661	23.4
2015	39	2,212	16.7
2016	41	2,275	24.9
2017	55	3,028	20.4
2018	65	4,384	29.0
2019	54	4,017	28.8
2020	37	2,473	16.1
2021	42	2,381	15.9
Total	509	30,118	230.1
Average	34	2,008	15.3

Figure 2 displays the number of bins collected in Rhode Island since the initiation of the collection program, as well as the total number of bins collected in the U.S. over the same period. The number of bins collected in Rhode Island has generally increased from 2007 to 2013. In 2017, bin returns increased again, peaking with the highest number of bins returned in 2018 with 65 bins.



The 15.9 lbs. of mercury collected in Rhode Island in 2021 was 1% lower than the 16.1 lbs. collected in 2020. Figure 3 displays the quantity of mercury collected in Rhode Island over time as well as the annual percent change in Rhode Island and nationally.

Figure 3 - Quantity (Lb) of Mercury Collected in Program and Annual Changes to Rhode Island and Nationally

Year	Mercury (Lb)	% Change Rhode Island	% Change Nationally
2007	0.7		2%
2008	2.9	306%	16%
2009	7.4	150%	16%
2010	2.8	-62%	26%
2011	10.3	270%	4%
2012	12.6	22%	-5%
2013	18.2	44%	-5%
2014	23.4	28%	13%
2015	16.7	-29%	-1%
2016	24.9	49%	-15%
2017	20.4	-18%	-7%
2018	29.0	42%	-42%
2019	28.8	-1%	5%
2020	16.1	-44%	-35%
2021	15.9	-1%	5%
Average	15.3		



Rhode Island collected 2,381 thermostats in 2021. This was a 4% decrease over the number of thermostats collected in 2020. Figure 4 displays the total number of thermostats collected in Rhode Island and nationally, and Figure 5 shares the underlying data as well as the calculated annual percent change.

Figure 4 - Number of Whole Thermostats Collected Over Time in Rhode Island and Nationally

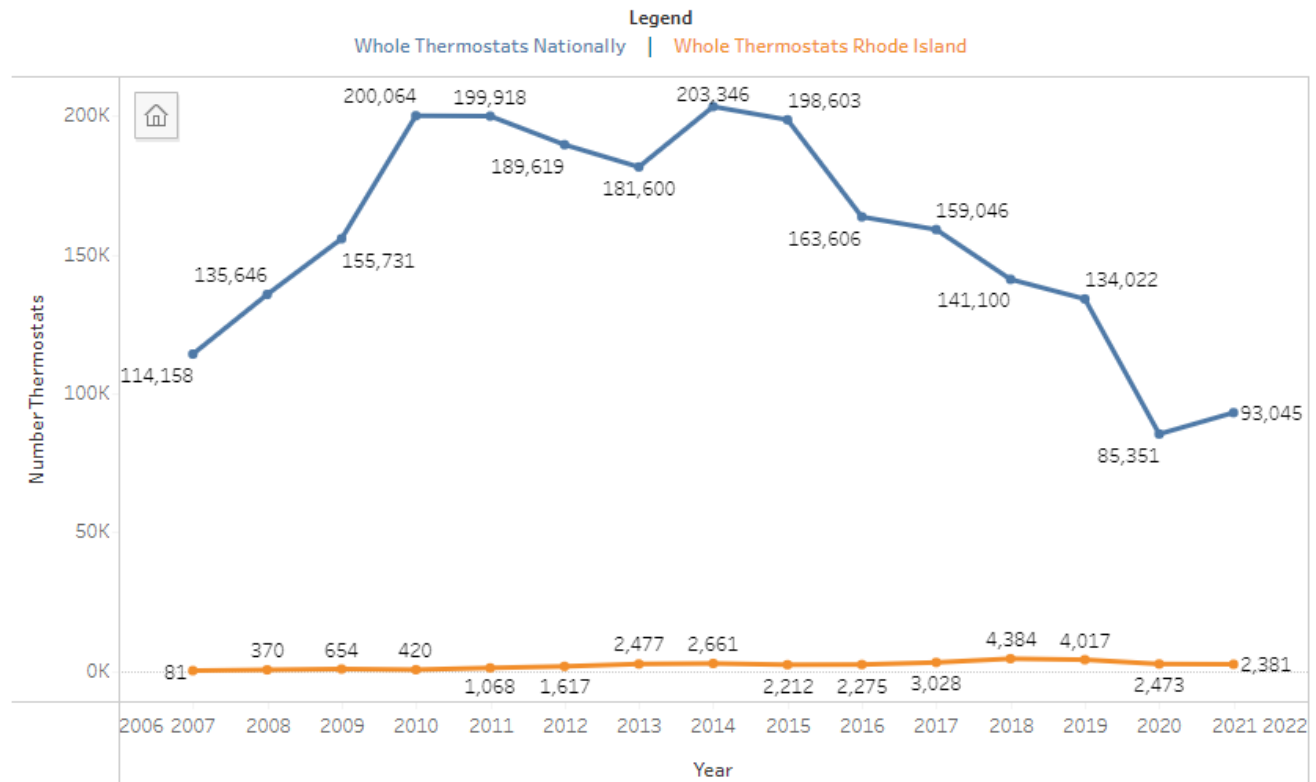


Figure 5 - Whole Thermostats Collected in Rhode Island and Nationally Over Time and Annual Percent Change

Year	Number Thermostats Rhode	% Change Rhode Island	% Change Nationally
2007	81		
2008	370	357%	19%
2009	654	77%	15%
2010	420	-36%	28%
2011	1,068	154%	0%
2012	1,617	51%	-5%
2013	2,477	53%	-4%
2014	2,661	7%	12%
2015	2,212	-17%	-2%
2016	2,275	3%	-18%
2017	3,028	33%	-3%
2018	4,384	45%	-11%
2019	4,017	-8%	-5%
2020	2,473	-38%	-36%
2021	2,381	-4%	9%
Average	2,008		

Figure 6 displays the monthly distribution of bins and thermostats collected in Rhode Island in 2021.

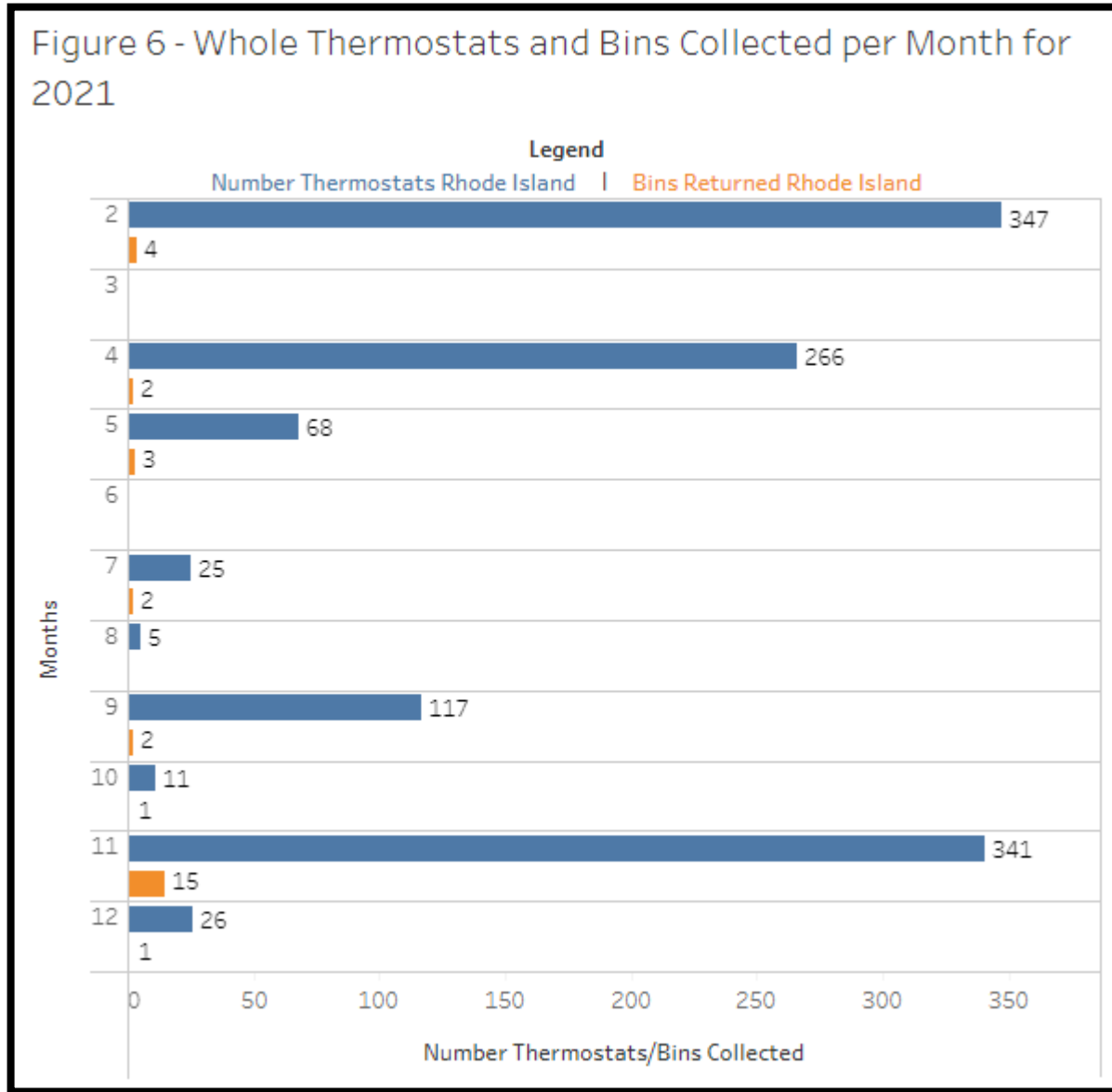


Figure 7 shows the average number of thermostats per bin returned per month for the year.

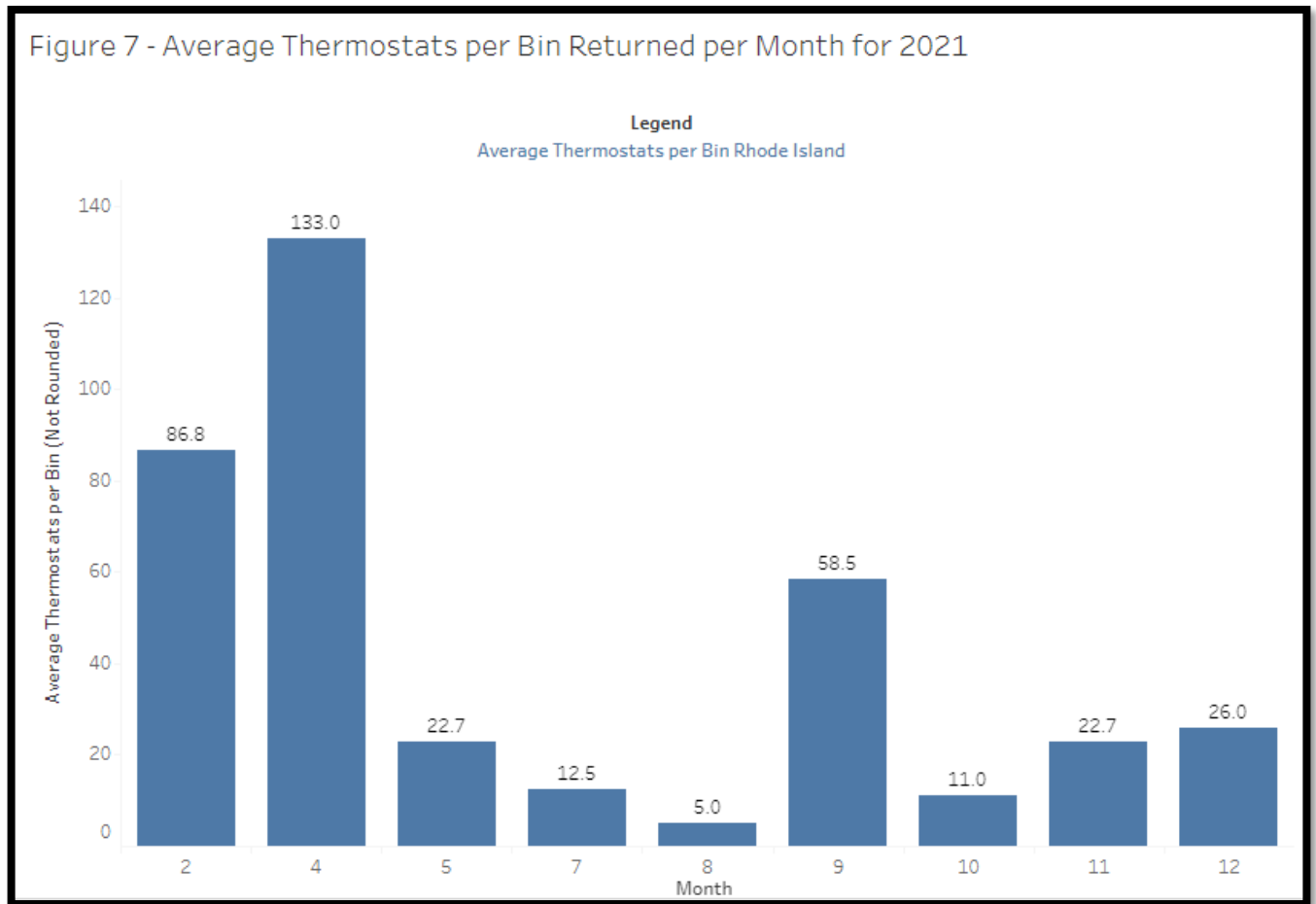


Figure 8 displays the average number of thermostats returned per bin in Rhode Island and in the U.S. since the beginning of the Rhode Island program. Nationally, the number of thermostats per bin has been decreasing annually since 2000. In Rhode Island a similar pattern is observed, except for the most recent years. The number of thermostats per bin in 2021 (67 thermostats per bin avg.) decreased from 2020 (74 thermostats per bin avg.).

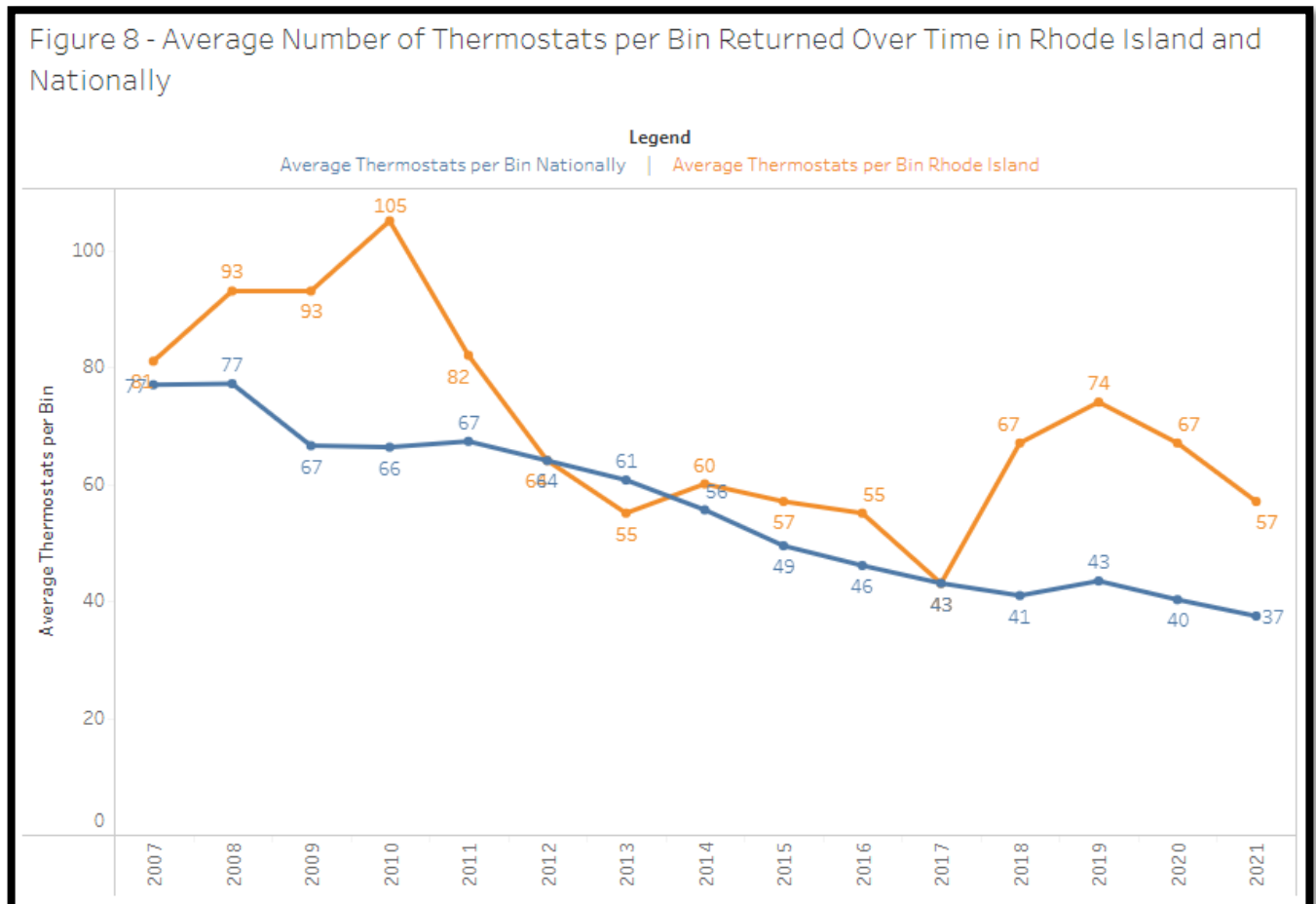
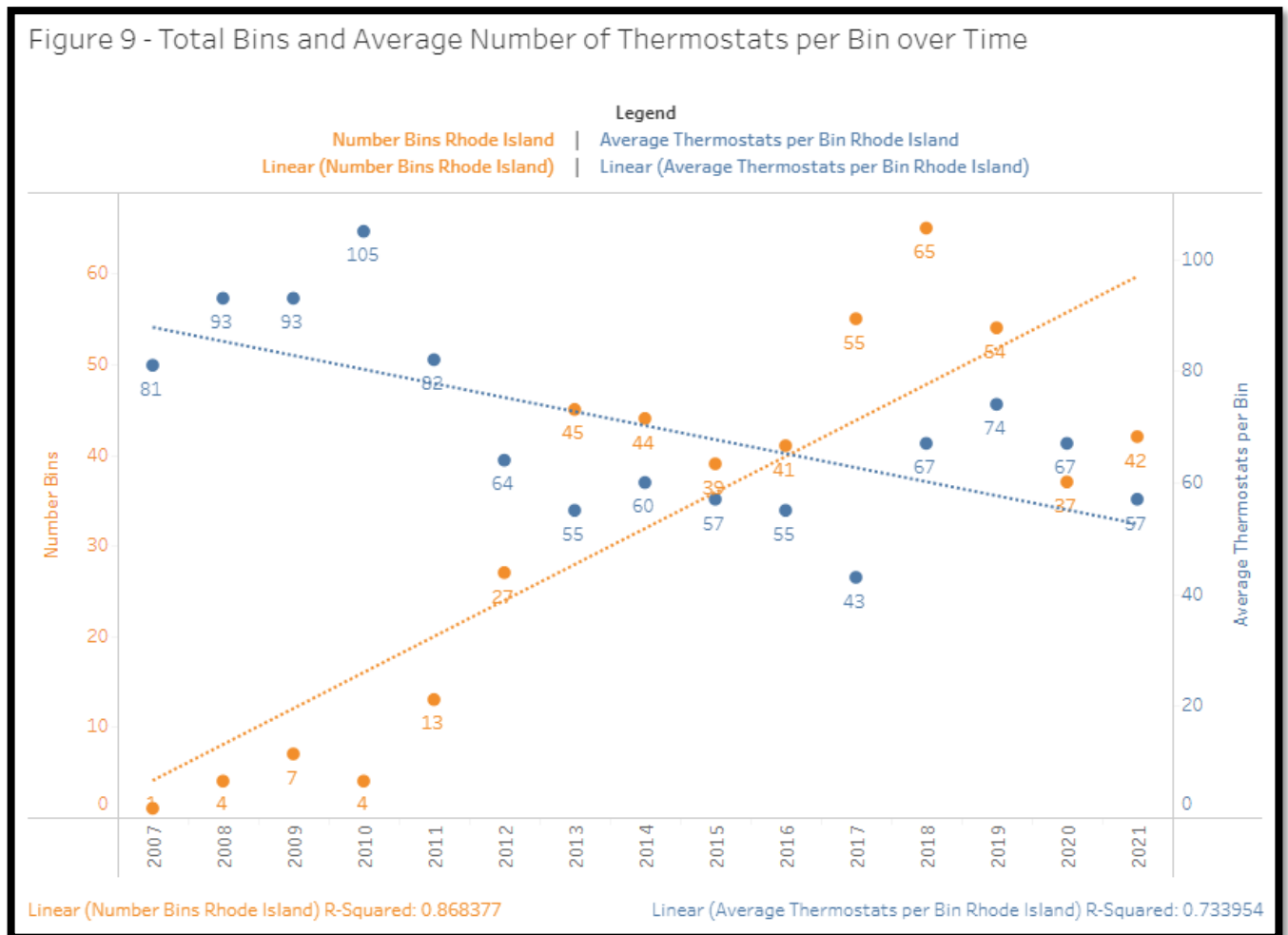


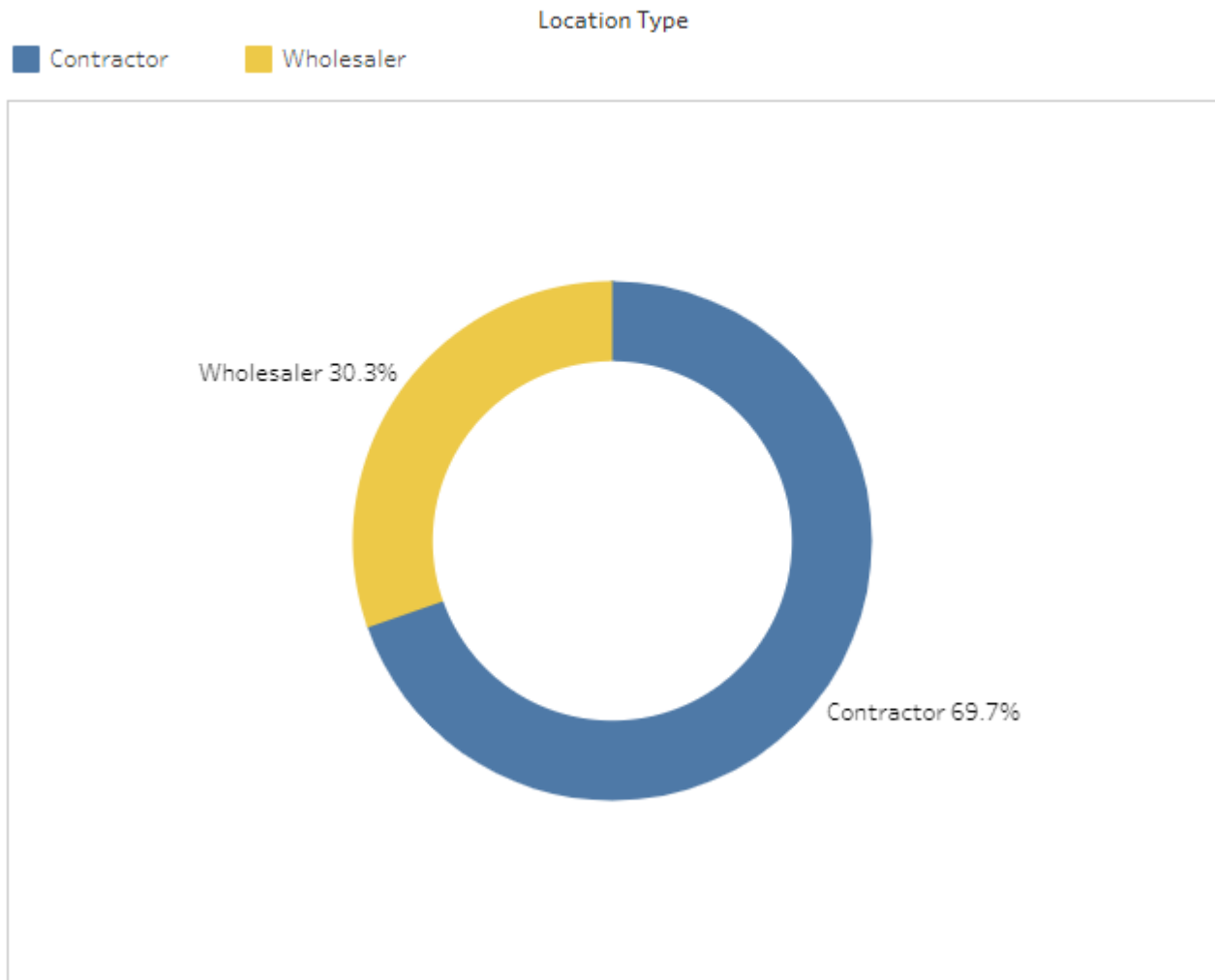
Figure 9 plots the total bins returned over time along with the average number of thermostats per bin over the same period. In general, the number of bins returned in Rhode Island increased steadily from 2007 to 2018.



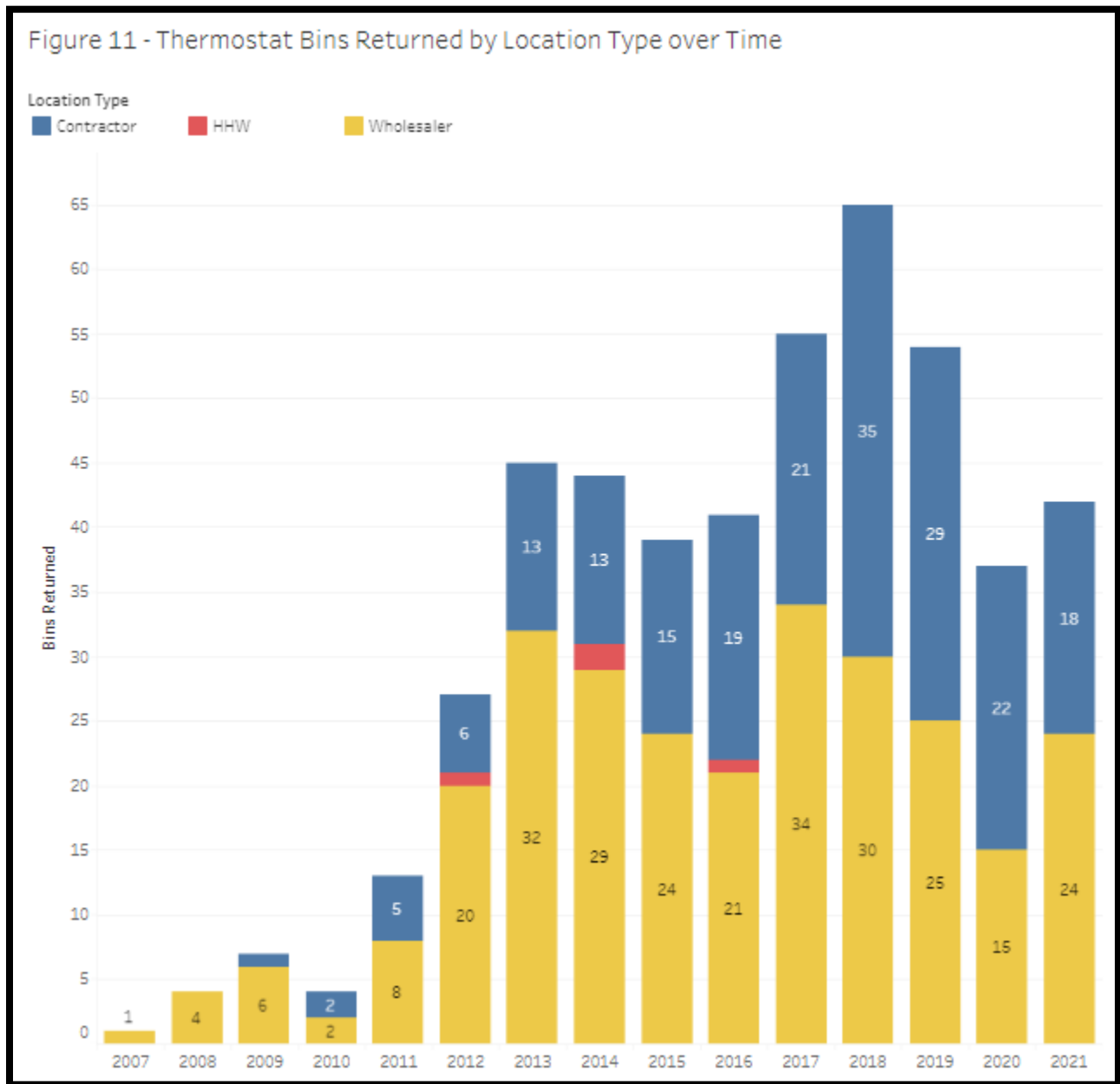
## SECTION 2: Channel Partner Analysis

Section 2 of the report examines the partner locations in more detail. Most thermostats collected in Rhode Island were through contractors (69.7%) with the remaining thermostats collected by wholesalers (30.3%). Figure 10 shows the distribution of thermostats collected by location type in 2021.

Figure 10 - Thermostats Collected by Location Type in 2021



The number of bins returned in 2021 decreased from 2020 across contractors while the number increased across wholesalers. Figure 11 displays the change in the number of bins returned by thermostat collection type over time in Rhode Island.





In 2021, 74% of Rhode Island locations possessing a collection bin sent back at least one bin for recycling. The distribution is displayed in Figure 12.

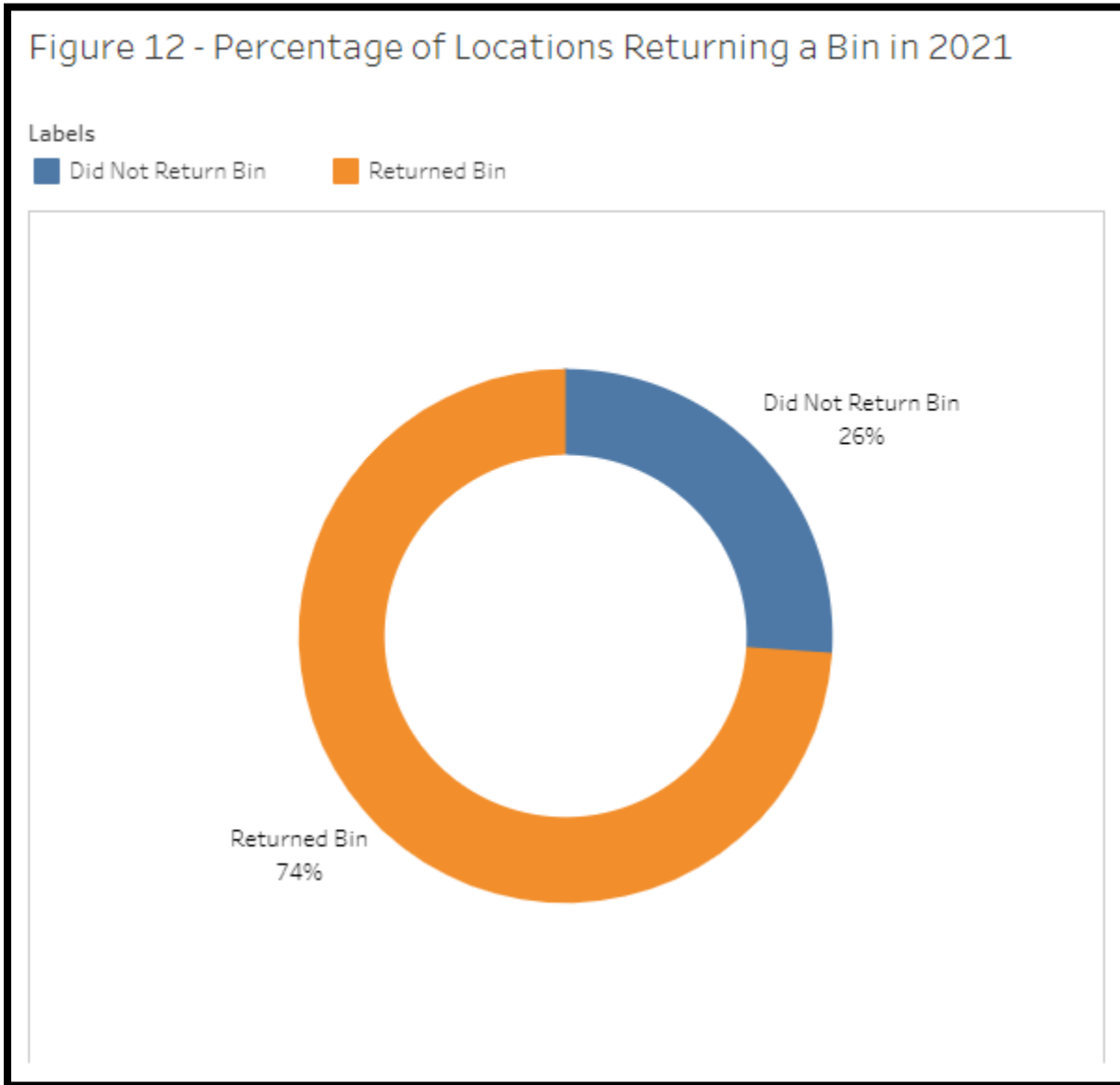


Figure 13 displays the total bins and thermostats returned by county in 2021. An analysis of the top performing counties revealed that Providence County (31 bins, 2,132 thermostats), Kent County (4 bins, 154 thermostats), and Washington County (4 bins, 49 thermostats) returned the greatest number of bins and thermostats in 2021.

Figure 13 - Bins Returned and Total Thermostats Returned 2021 by County

	Number Thermostats	Number Bins
Providence	2,132	31
Kent	154	4
Washington	49	4
Newport	46	3

TRC partner Rise Engineering (1,590 thermostats) returned the highest number of thermostats in Rhode Island in 2021, followed by Bell Simons (193 thermostats) and F.W. Webb (112 thermostats). Apart from these locations, 2 additional program partners returned more than 50 thermostats each. Figure 14 displays the top performers in terms of total thermostats returned in 2021.

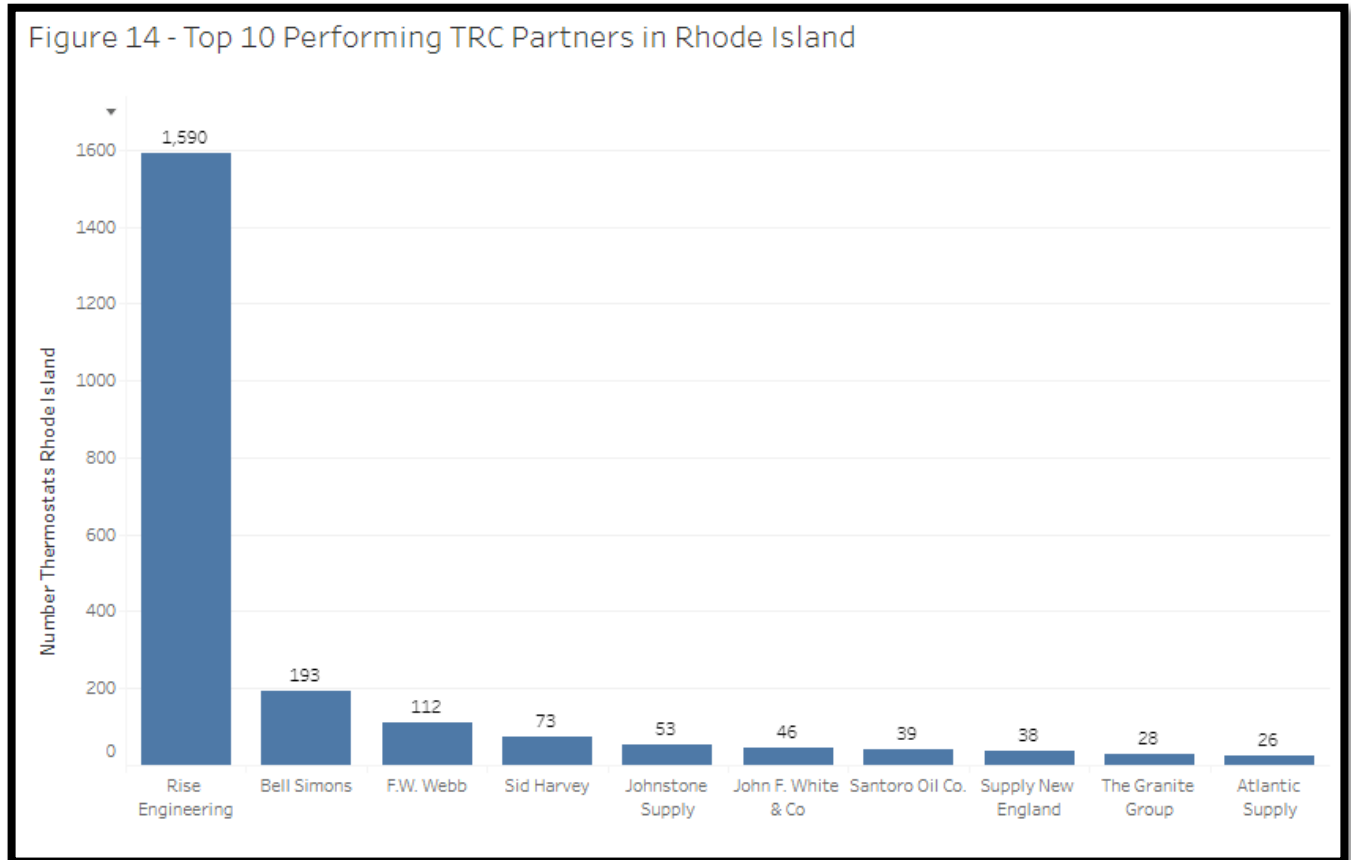


Figure 15 includes the top performers for 2021 by each of the following categories: total bins returned, total thermostats returned, and average number of thermostats per bin.

Figure 15 - Top 10 Performing Partners by Total Bins, Total Thermostats, and Average Thermostats per Bin

	Number Thermostats	Number Bins	Average Thermostats per Bin
Rise Engineering	1,590	14	114
Bell Simons	193	2	97
F.W. Webb	112	1	112
Sid Harvey	73	1	73
Johnstone Supply	53	1	53
John F. White & Co	46	1	46
Santoro Oil Co.	39	1	39
Supply New England	38	4	10
The Granite Group	28	2	14
Atlantic Supply	26	1	26

TRC conducted several activities in 2021 to increase the number of bins and thermostats returned in Rhode Island. These activities included site visits and 'miss you' calls to collection locations that may not have returned a bin recently. In 2021, 46 site visits were conducted in Rhode Island, and a total of 54 'miss you' calls were placed. Figure 16 displays the relationship between the number of site visits per month, the bins returned per month, and the number of thermostats (in 100's) returned per month. In 2021, there was a positive correlation between activities performed and the number of bins returned.

Figure 16 - Relationship Between Site Visits and Bins and Thermostats Returned Per Month in 2021

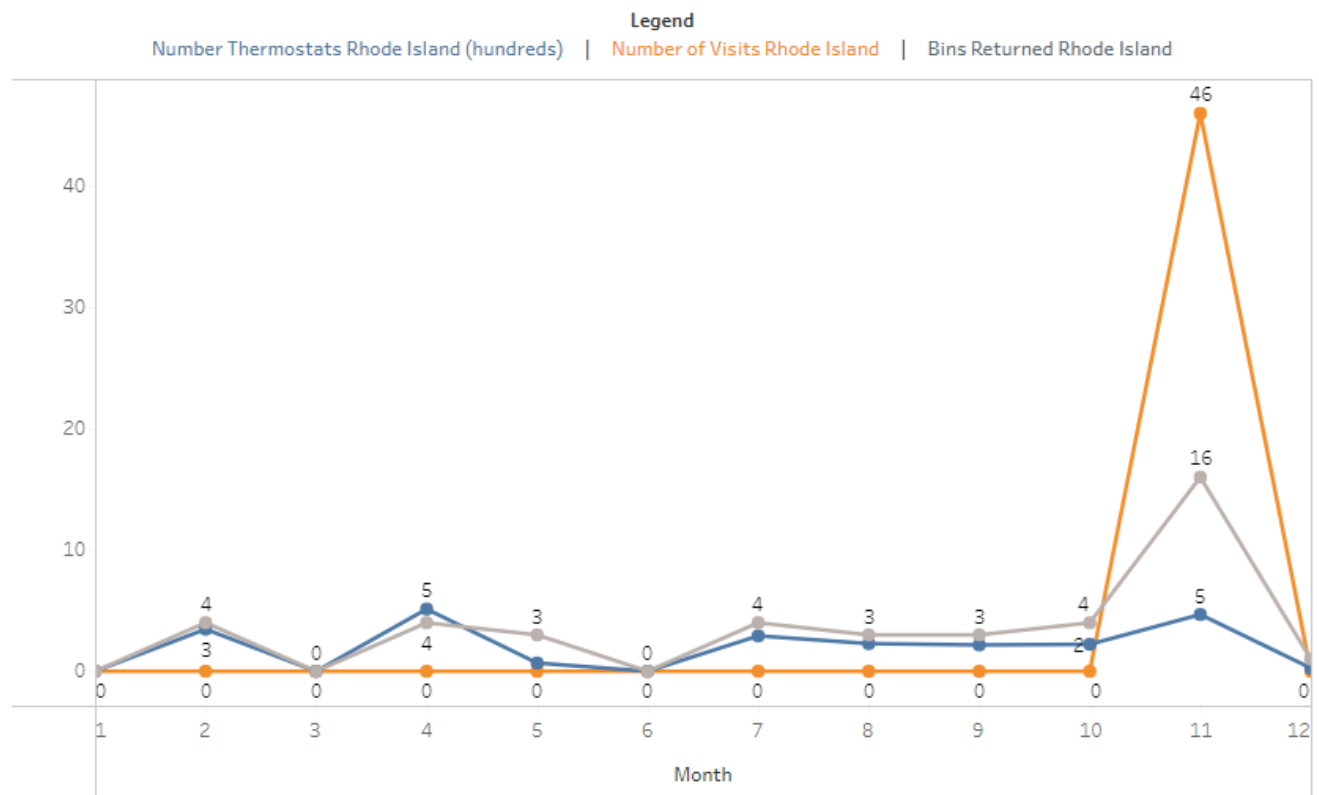
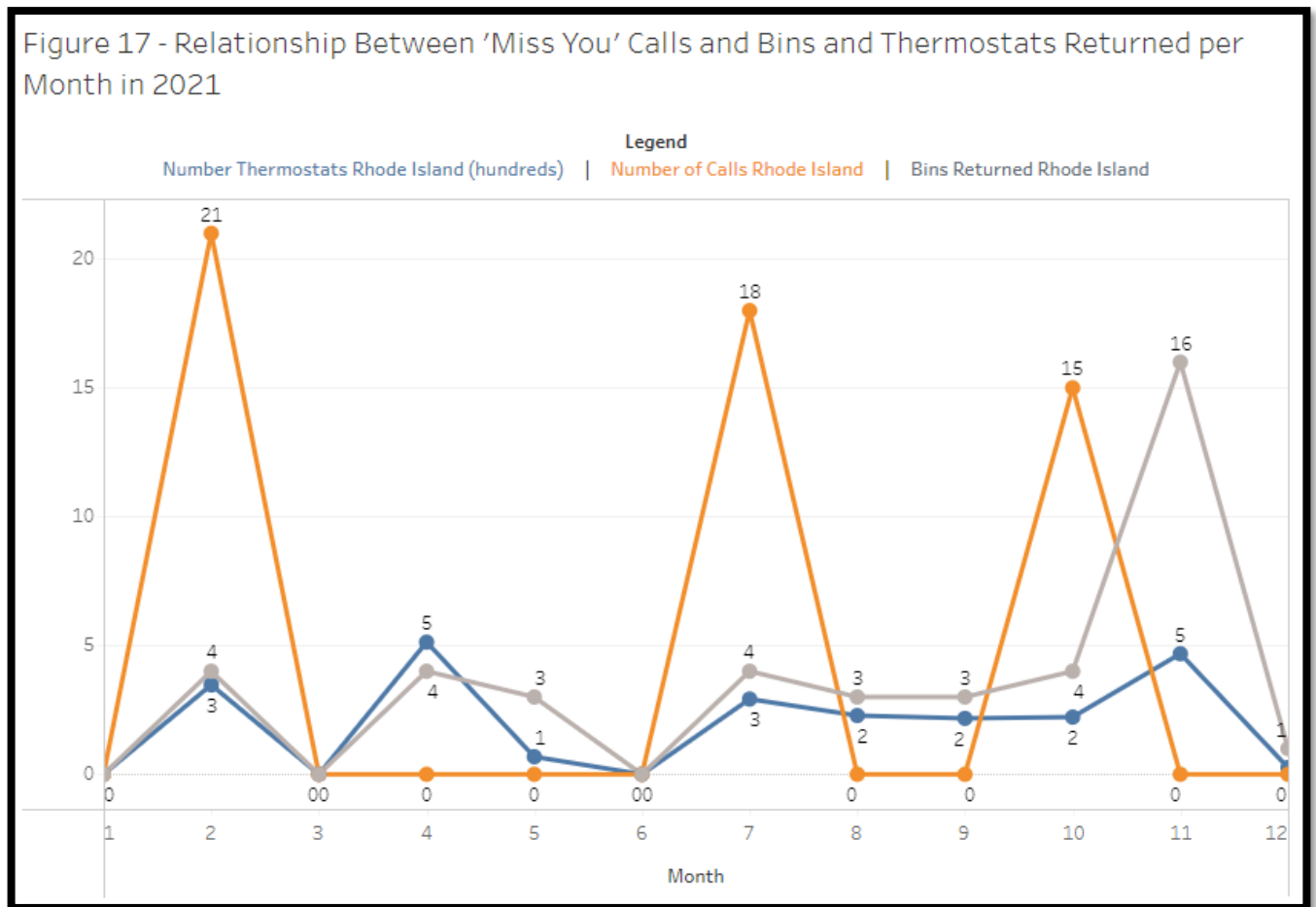


Figure 17 displays the relationship between the number of calls per month, the bins returned per month and the number of thermostats (by 100's) returned per month.



### SECTION 3: Comparisons to National and Other States' Data

To compare how the Rhode Island collection partners performed in 2021, the national average for the number of bins returned per location that returned at least one bin was calculated and compared to the Rhode Island average since 2012. The average number of bins does not include locations that did not return any bins in that year. It should be noted that when making comparisons each state has different regulations, a different mix of housing types, local policies, and incentives that may have a unique impact on returns. Overall, the average number of bins returned per location per year has risen in Rhode Island and is currently higher than the U.S. average, as shown in Figure 19.

Figure 19 - Average Number of Bins Returned Per Location Per Year

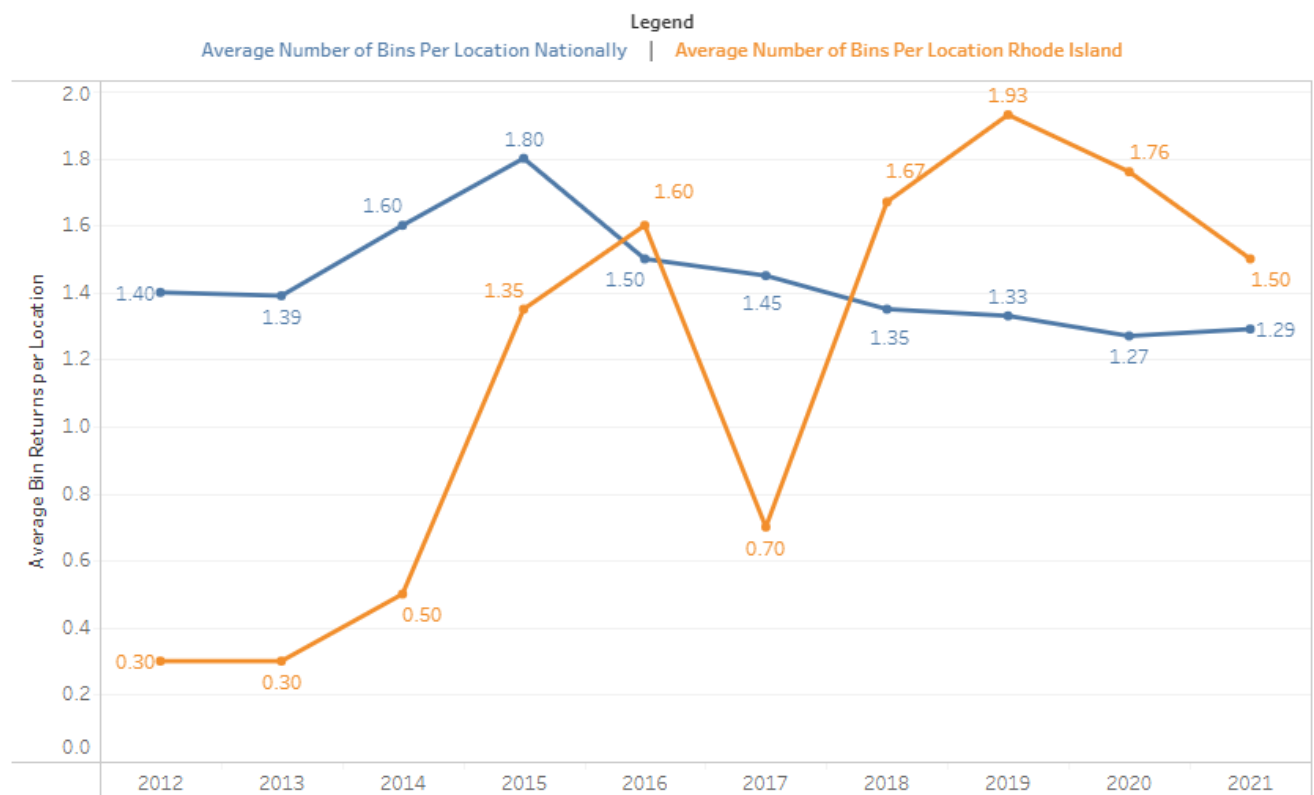


Figure 20 displays the locations in Rhode Island that returned more than one bin in any given year since 2018, and Figure 21 displays the top 10 partners in the U.S. over the same period in terms of the number of bins returned.

Figure 20 - Partner Locations in Rhode Island Returning More than 1 Bin per Last 4 Years

2018		2020	
Rise Engineering	23	Rise Engineering	13
Petro	5	Bell Simons	3
Supply New England	5	H.V. Holland, Inc.	2
Ardente Supply Co Inc	2	Petro	2
Bell Simons	2	Restivo's Heating And Air Conditioning, Ltd.	2
R.E. Michel Co.	2	Sid Harvey	2
S.G. Torrice Co	2	Supply New England	2
2019		2021	
Rise Engineering	25	Rise Engineering	14
Supply New England	4	Supply New England	4
Bell Simons	2	Bell Simons	2
Johnstone Supply	2	The Granite Group	2
Sid Harvey	2		

Figure 21 - Top 10 Performing Partner Locations Nationwide in Bins Returned Last 4 Years

2018		2020	
Johnstone Supply	364	Johnstone Supply	247
R.E. Michel Co.	258	R. E. Michel Co.	158
United Refrigeration	213	United Refrigeration	87
Lennox	129	Ferguson	72
Ferguson	108	Us Air Conditioning Distri..	56
Wheelabrator	74	Lennox	47
Us Air Conditioning Distri..	69	Sid Harvey	36
Watsco	60	F.W. Webb	30
Goodman Distribution	55	Wheelabrator	22
Sid Harvey	50	Rise Engineering	13
2019		2021	
Johnstone Supply	374	Johnstone Supply	303
R. E. Michel Co.	229	R. E. Michel Co.	190
United Refrigeration	155	United Refrigeration	123
Ferguson	106	Ferguson	69
Lennox	89	Lennox	60
Us Air Conditioning Distri..	68	Goodman Distribution	46
Goodman Distribution	64	Refrigeration Supplies Distributor (RSD)	39
Wheelabrator	62	Watsco	38
Refrigeration Supplies Di..	53	F.W. Webb	37
Watsco	51	Us Air Conditioning Distributors (USACD)	37



Figure 22 displays total percentage of locations that actively participated in the program (active participation defined as sending back at least one bin) in 2021, for all the states that mandate thermostat returns reporting as well as the U.S. national average for all states (reporting and non-reporting). In 2021, 74% of the locations in Rhode Island returned at least one bin compared to a national average of 16%. The highest percentage of locations returning a bin in 2021 among states that mandate thermostat returns reporting was Rhode Island (74%).

Figure 22 - Percent of Locations Returning a Bin in 2021

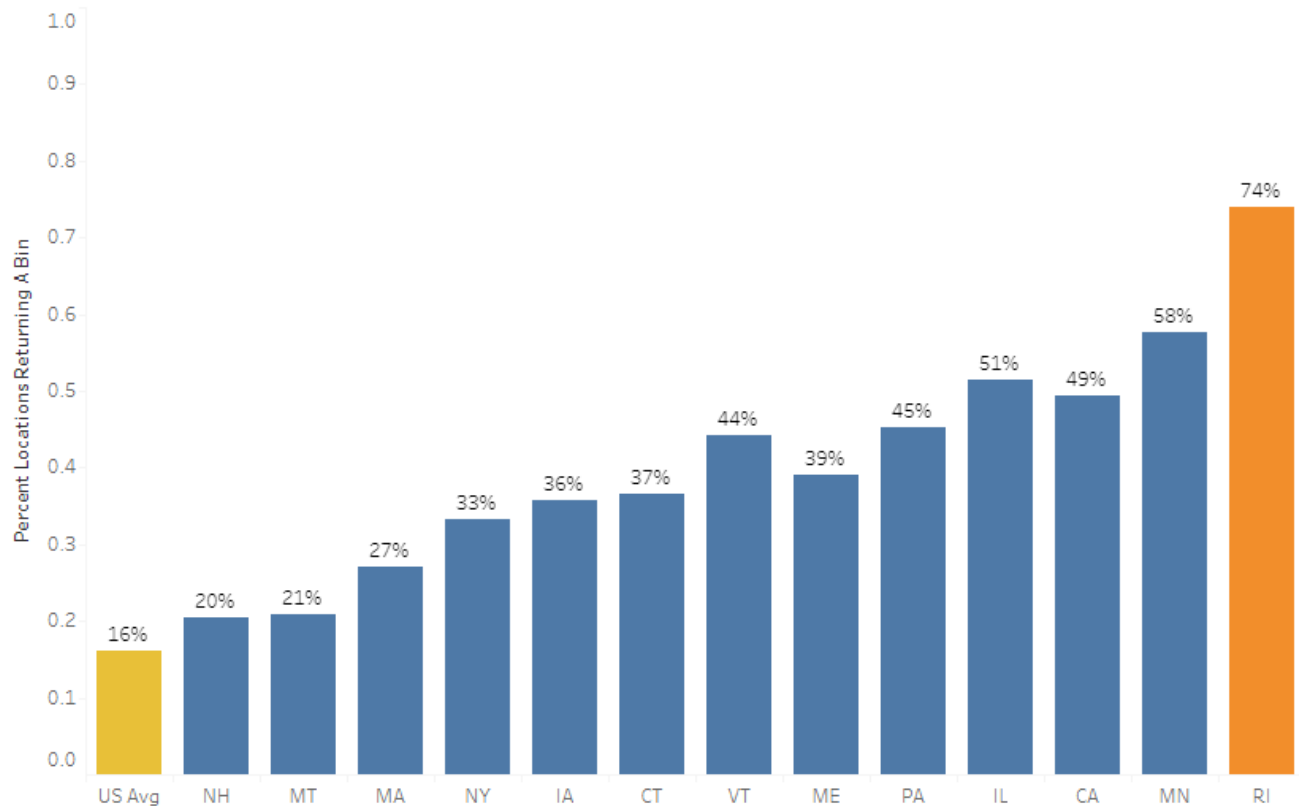


Figure 23 compares the Rhode Island and national rates for several analytics. These include: total whole thermostats, bins, and loose switches collected, number of thermostats collected by total locations and per actively participating locations, number of thermostats per bin returned on average, equivalent average, and number of mercury thermostat equivalents returned in 2021. The equivalent average is an average of the number of switches in whole thermostats collected in Rhode Island, and it is used to represent an equivalent number of thermostats from returned loose switches. The thermostat equivalent number includes the totals of whole thermostats returned plus the number of thermostats estimated from loose switches. Figure 24 ranks the states for each category. The states displayed are those that mandate thermostat returns reporting.

Figure 23 - Comparison of States and US Average Among Several Categories

State	Whole Thermostat	Bins	Loose Switches	Thermostat returned per total # of locations with bins	Average Thermostat per bin	Average Thermostat collected per location that returned at least one	Equivalent Average	Thermostat Equivalents in 2021
CA	9,333	414	5,531	13	23	22	1.6316	12,723
CT	2,713	60	653	14	45	36	1.2212	3,248
IA	814	40	262	7	20	18	1.1526	1,041
IL	6,904	325	1,461	19	21	32	1.1605	8,163
MA	5,585	125	575	17	45	61	0.9733	6,176
ME	4,145	105	551	21	39	48	1.0720	4,659
MN	7,752	105	630	59	74	99	1.2117	8,272
NH	1,219	48	97	6	25	30	1.0770	1,309
NY	3,639	111	443	7	33	21	1.3026	3,979
PA	7,572	157	2,586	23	48	49	1.3203	9,531
RI	2,381	42	0	52	57	68	1.0812	2,381
VT	1,864	80	162	12	23	24	1.0749	2,015

Figure 24 - Ranking of States and US Average Among Several Categories

	Whole Thermostats	Bins	Loose Switches	Thermostats returned per total # of locations with bins	Average Thermostats per bin	Average Thermostats collected per location that returned at least one bin in 2021	Equivalent Average	Thermostat Equivalents in 2021
1	CA	CA	CA	MN	MN	MN	CA	CA
2	MN	IL	PA	RI	RI	RI	US Avg	PA
3	PA	PA	IL	PA	US Avg	MA	PA	MN
4	IL	MA	CT	ME	PA	PA	NY	IL
5	MA	NY	MN	IL	CT	ME	CT	MA
6	ME	ME	MA	MA	MA	CT	MN	ME
7	NY	MN	ME	US Avg	ME	IL	IL	NY
8	CT	VT	US Avg	CT	NY	NH	IA	CT
9	RI	CT	MT	CA	NH	VT	RI	RI
10	VT	NH	NY	VT	VT	CA	NH	US Avg
11	US Avg	IA	IA	IA	CA	NY	VT	VT
12	NH	RI	VT	IA	CA	NY	VT	NH
13	IA	IA	NH	NY	IL	IA	ME	IA
14	MT	US Avg	RI	NH	IA	US Avg	MA	MT

## 2021 Collections by Brand

In Rhode Island, Thermostat Recycling Corporation (TRC) recovered the equivalent of 2,381 mercury thermostats. A total of 15.9 pounds of mercury was diverted from solid waste. The Rhode Island Department of Environmental Management set a collection goal in the amount of 4,000 for mercury thermostats equivalents. \*Please note the explanation of the converted thermostats or thermostat equivalents below.<sup>1</sup> An example of the mercury ampoule is shown below.



As required by the state statute, a table of thermostat brand holders with their corresponding thermostats, the number of switches and the pounds of mercury recycled is below. It is important to note that there remain non-members whose thermostats the TRC collection program recycles. They are listed in the table as “Non-Member Brands”.

<sup>1</sup> A mercury thermostat contains a variable amount of mercury ampoules or “switches” attached to the subbase of the thermostat. These glass ampoules often are collected in the recycling container without the intact thermostat attached to them. TRC collects and counts these loose ampoules and recycles them. To derive the converted thermostat or thermostat equivalent, the program takes the following calculations to develop the converted thermostat or thermostat equivalent. First, TRC will count the total whole (intact) thermostats collected in the recycling bins. From these units, there is an intact ampoules count. TRC then takes the intact ampoules divided by the whole (intact) thermostats or otherwise known as the conversion ratio. After the conversion ratio is calculated, TRC will multiple the loose mercury switches by the conversion ratio. Lastly, we add this result to the whole (intact) thermostats to produce the converted thermostats or thermostat equivalents.

Brand Holder	Thermostats	Count Switches	Pounds Mercury
Bard Manufacturing Corporation	0	0	0
Burnham Holdings, Inc	0	0	0
Carrier Corporation	0	0	0
Chromalox	0	0	0
Climate Master, Inc.	0	0	0
Crane Company	0	0	0
Daikin Applied	0	0	0
Dwyer Instruments	0	0	0
ecobee	0	0	0
Emerson Electric Corporation/White Rodgers	106	106	0.6572
Empire Comfort Systems	0	0	0
General Electric Corporation	0	0	0
Goodman Global	1	2	0.0124
Honeywell Home	2262	2437	15.1094
Hunter Fan Company	0	0	0
ITT Corporation	0	0	0
Lennox International Inc.	0	0	0
Marley-Wylain Company	0	0	0
Nest	0	0	0
Nortek Global HVAC	0	0	0
Rheem Manufacturing Company	0	0	0
Schneider Electric (Invensys Controls)	9	9	0.0558
STLPC Corporation (f/k/a Lux Products Corporation)	0	0	0
Taco Comfort Solutions	0	0	0
TPI Corporation	0	0	0
Trane Residential Systems	3	6	0.0372
Uponor, Inc.	0	0	0
Vaillant Corporation	0	0	0
W. W. Grainger	0	0	0
York/Johnson Controls	0	0	0
<b>Non-Member Brands</b>			
American Stabilis	0	0	0
Lear Siegler (Original Charter Corporation)	0	0	0
PSG Controls	0	0	0
Sears Holdings	0	0	0
<b>NOM (Manufacturer not identifiable)</b>			
Loose Switches	0	0	0
NOM	0	0	0
<b>Total</b>	<b>2381</b>	<b>2560</b>	<b>15.872</b>

## 2021 Summary of the Program Expenses

Below is a summary of program expenses for the Rhode Island collection program in 2021. 2021 program expenses (reported in the annual report) are unaudited and are for management purposes only. Prior to submittal of this annual report, the expenses were reviewed by Kellen Company.

Program Component	2020	2021	Difference
Direct Expense for Marketing & Outreach	\$ 6,900.00	\$ 8,127.65	\$ 1,227.65
Incentive/Promotional Payments	\$ -	\$ -	\$ -
Legal	\$ 51,000.00	\$ -	\$ (51,000.00)
New Collection Containers	\$ -	\$ -	\$ -
Recycling Costs	\$ 9,152.65	\$ 10,503.53	\$ 1,350.88
Travel	\$ -	\$ -	\$ -
TRC Staff & Administration	\$ 1,450.00	\$ 2,350.00	\$ 900.00
Total Expenses	\$ 68,502.65	\$ 20,981.18	\$ (47,521.47)

## 2021 Education and Outreach

### *Direct Marketing (Email, Mail, Other Communications)*

#### Current Collection Locations

##### *Small Pails and Green Bins*

In 2021, TRC shipped 47 small pails to collection points around the country. We also shipped 236 new green bins. In comparison, the program shipped 159 new green bins in 2020 and 25 small pails<sup>2</sup>. Collection locations either requested the new pail when they signed up to participate in the program or chose to switch out their bin with a pail due to decreased collections. The large green bins which have been the staple of the program continued to be replenished as they were returned for processing. Because the containers are reused and bar coded, we anticipate that the request for new containers will decrease as the program continues.

- Of the totals provided, TRC did not ship any containers to Rhode Island.

##### *Collection Location Outbound Phone Calls*

Our outbound phone calls have been branded internally as the “Miss You Call” process. These calls promote collection container returns and serve as a reminder to locations that have not returned any thermostats. TRC allocates these “miss you calls” to collection sites that have not returned a container in over a year. These calls serve as a friendly customer service check to see if any of the program materials need to be replenished or if missing containers need to be replaced. In total, the program called 3,113 current collection locations in 2021, compared to 4,175 in 2020. The decline in the number of calls completed is a positive sign that more locations were returning a bin without being prompted in 2021, and therefore did not require a “Miss You Call”.

- Completed 54 calls to encourage shipping the recycling container compared to 35 a year prior. A copy of the locations called can be found in the Appendix.

---

<sup>2</sup> New bin orders coincide with accounts that open new stores, move or lose their existing containers.

### Collection Location Postcards

Postcards are sent to all locations that have not returned a container in the past year. These postcards serve as a reminder to locations and assists with updating addresses in the database. In 2021, TRC mailed 15,626 postcards.

- Mailed 66 reminder postcards compared to 58 a year prior.



### Collection Location Emails

TRC emailed locations three weeks after receiving a postcard to encourage them to directly ship the recycling container. These emails contain step-by-step instructions for shipping and direct contact information for missing shipping labels or further questions. In 2021, TRC emailed 5,405 locations.

- Emailed 24 collection locations three weeks after receiving the reminder postcard to ship their container.





*If your container is empty, you have already contacted us, or you recently shipped it please disregard this email.*

**It may be time to send in your TRC recycling container!**



As one of our collection partners, the Thermostat Recycling Corporation (TRC) is reaching out to keep you compliant with the laws relating to mercury thermostat collection and recycling.

According to our records, it's time for us to retrieve your green recycling bin or small pail for processing. Under universal waste processing rules, we need your container once a year or when it's full.

If you're having a tough time filling it, let us know! We'll be happy to send you free materials to promote your participation in our program.

**Please follow the instructions below if you have one or more thermostats in your container.**

### *Collection Location Site Visits*

Throughout the year, 1,648 site visits were completed in numerous states. The purpose of site visits is to inform the location of the requirements of participation, what specifically the statute requires of them, shipment of the recycling container, and to answer any questions they may have. Often, valuable information is gathered during the site visit which is used to enhance TRC's outreach and update the database with current contact details. With the pandemic, TRC refrained from visiting locations in-person for a few months. For locations scheduled to receive a visit in March and April we "virtually visited" those locations via phone or meeting, rather than cancelling the visit altogether. In May 2021, TRC resumed in-person site visits for the remainder of the year.

- Visited 46 collection locations, the same count as we had in 2021. A copy of the sites visited can be found in the Appendix.

### HVAC Industry

The HVAC industry is arguably still the best, most productive and most engaged channel for recycling mercury containing thermostats. We consider this industry to be the manufacturers, wholesale distributors, and contractors which are intimately involved with the recovery of mercury thermostats.

TRC took the following actions:

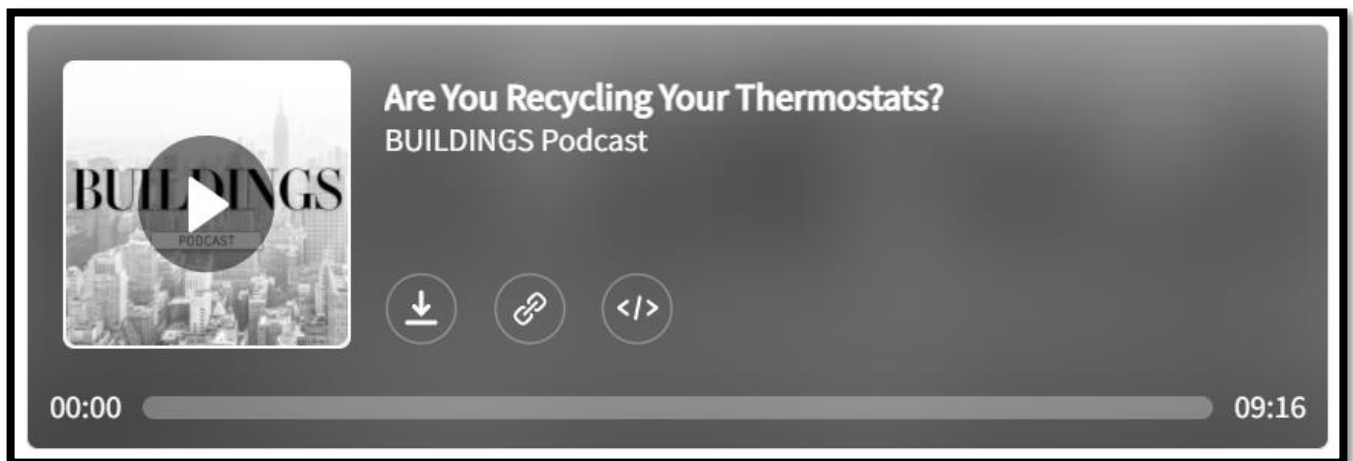
- TRC was spotlighted in HVAC Refrigeration Daily, a print magazine distributed at the International Air-Conditioning, Heating, Refrigerating Expo.
- Continued the “Banish Mercury Off the Planet” (BMOP) Competition encouraging all HARDI wholesalers to compete through collections. Included direct marketing to 2,756 HARDI HVAC members.
  - The annual competition recovered 239 pounds of mercury from 70 HVAC wholesalers. More than 380 branch locations returned collection bins during the contest period.



### Building/Facility Management Industry

In 2021, TRC engaged with the buildings and facility management sector, specifically targeting facility managers and building owners responsible for the operation of commercial and public buildings. This audience includes professionals in business development and management firms, office, education, healthcare, retail, hospitality, and government facilities management. These individuals handle the development, construction, modernization and management of buildings.

- TRC was featured on an episode of the Buildings Podcast in May of 2021 titled, Are You Recycling Your Thermostats?
- Featured in Buildings Buzz eNewsletter in June



## Property Management Industry

This year, TRC was able to partner with Progress Residential, one of the largest providers of single-family rental homes in the United States, with over 66,000 homes in 29 of the nation's fastest growing metro areas. The property management company is in the process of retrofitting hundreds of homes' thermostats, and we have provided free recycling containers for their use to recycle the mercury thermostats they are replacing.



## Waste Related Sector and Household Hazardous Waste (HHW) Industry

The waste-related sector remains an important sector for TRC to target individuals and those residents performing DIY thermostat installations. These attempts were to gain new collection locations, form better relationships with the audience and raise overall awareness of the TRC program. As a result of these learnings, TRC took the following actions:

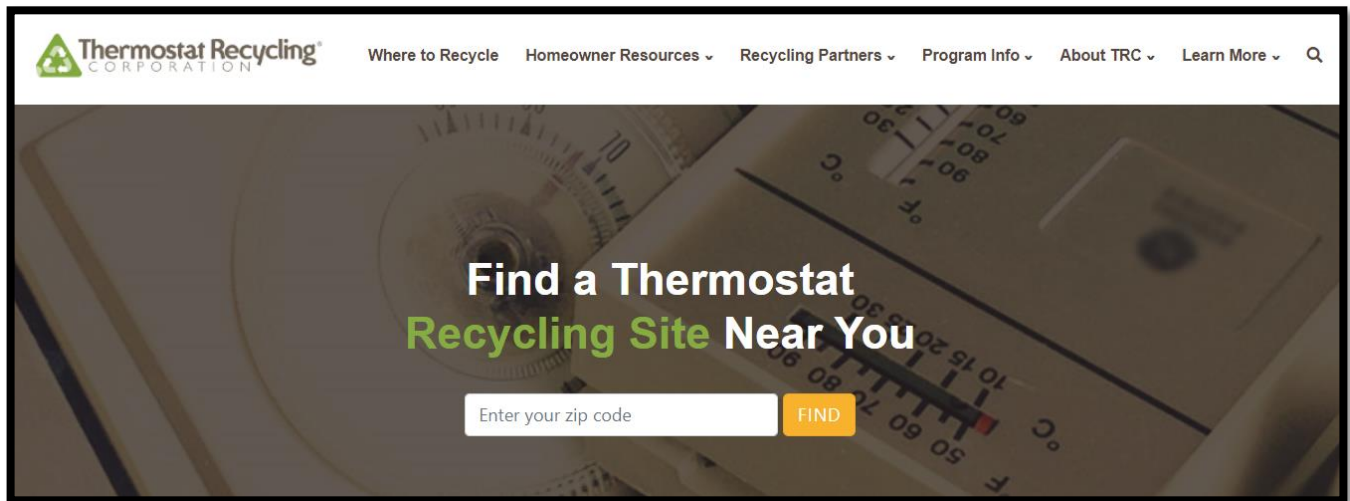
- Scoured google alerts for HHW events to target phone call or email outreach to encourage them to use the program. Sent 11 emails to facilities, offering a free container.

## Advertising and Awareness

### Website

In 2021, TRC continued to provide information regarding pandemic protocols. While most collection locations remained open, certain operations were most likely adjusted to accommodate for social distancing. Therefore, we recommended all recyclers should contact the collection location beforehand.

In the spring of 2021, TRC launched a redesigned website that enhances mobile accessibility and better navigation for website users. New features include a homepage displaying the latest news and blogs and a google map feature for users looking to recycle their mercury thermostat.



Our location results are populated by active locations who have returned a recycling bin to us within the past 14 months.

**CORONAVIRUS UPDATE** - Many participating locations have modified operations to protect front-line workers. Service may be suspended or curtailed. Please call in advance.



We found 15 drop off locations near 17758

26.41 Miles

**Epsco**

7612 Columbia Blvd  
BERWICK, PA 18603

Wholesaler

570 752 9044

[View on Google Maps](#)

26.6 Miles

**Apr Supply Company**

1000 E. Seventh Street  
Bloomsburg, PA 17815

Wholesaler

570-784-3263

[View on Google Maps](#)

26.76 Miles

**Us Supply**

18 Industrial Drive  
Bloomsburg, PA 17815

Wholesaler

(570) 389-9690

[View on Google Maps](#)

## Earned Media

MONTH	MEDIUM	EARNED MEDIA
May	Podcast	Buildings Podcast- Are You Recycling Your Thermostats?
October	Radio	ACHR The News: October 24 is Recycle Your Mercury Thermostat Day

## Press Releases

MONTH	RELEASE
January	Thermostat Recycling Corp.'s Mercury-Containing Thermostat Collection Down 35%
January	Robert Johnson, Environmental Leader, Rejoins Thermostat Recycling Corp. Board of Directors
April	Thermostat Recycling Corp. Launches Redesigned Website

May	Banish Mercury Off the Planet (Launch)
July	Johnstone Supply Leads TRC's Banish Mercury Off the Planet Contest
September	Johnstone Supply [Still] Leads TRC's Banish Mercury Off the Planet Contest
October	Oct. 24 is Recycle Your Mercury Thermostat Day
December	Johnstone Supply, Famous Supply and Geary Pacific Earn Banish Mercury Off the Planet 2021 Awards

## Blogs

MONTH	BLOG
January	The Anticipation of 2021
February	Do You Sense Change in the Air?
March	My Frequently Asked Questions
March	The Website is a Changing
April	The TRC's Role in Environmental Justice
June	Why the TRC Partnership Works for Everyone
July	That's a Very "Cool" House You're Buying
July	I Heard You on the Podcast
August	What Makes for a Great Thermostat Day?
September	Recycling Myths: Separating Facts From Fiction
November	It's HARDI Conference Time (Finally)
November	California Agrees to a Sunset Provision for the Mercury Thermostat Collection Act
December	A Hearty HARDI Returns to the Conference 'Table'



## Print Advertising

### *ACHR News*

Field Served: All branches of the air conditioning, heating and refrigeration industry (residential, commercial, and industrial) including contractors, dealers, distributors, wholesalers, manufacturers, consulting engineers and architects, public utilities, government agencies and associations, exporters and importers, industrial and commercial buyers and users, libraries, schools, students and others allied to the field.

- Advertisement Specs: 2/3 page, 4c
- Circulation: 26,490 (National)
  - Rhode Island: 70
- Issues
  - March 2021
  - May 2021
  - June 2021
  - August 2021
  - September 2021
  - November 2021

### *Buildings Magazine*

Field Served: Building owners and facilities management professionals in business development and management firms, office, education, healthcare, retail, hospitality, and government. Professionals involved in the development, construction, modernization, and management of buildings.

- Advertisement Specs: Full Page, 4c
- Circulation: 146,458 (National)
  - Rhode Island: 516
- Issues
  - February 2021
  - October 2021

### *HVACR Business*

Field served: commercial, residential and industrial contractors and distributors in the heating, cooling, ventilation and refrigeration industries

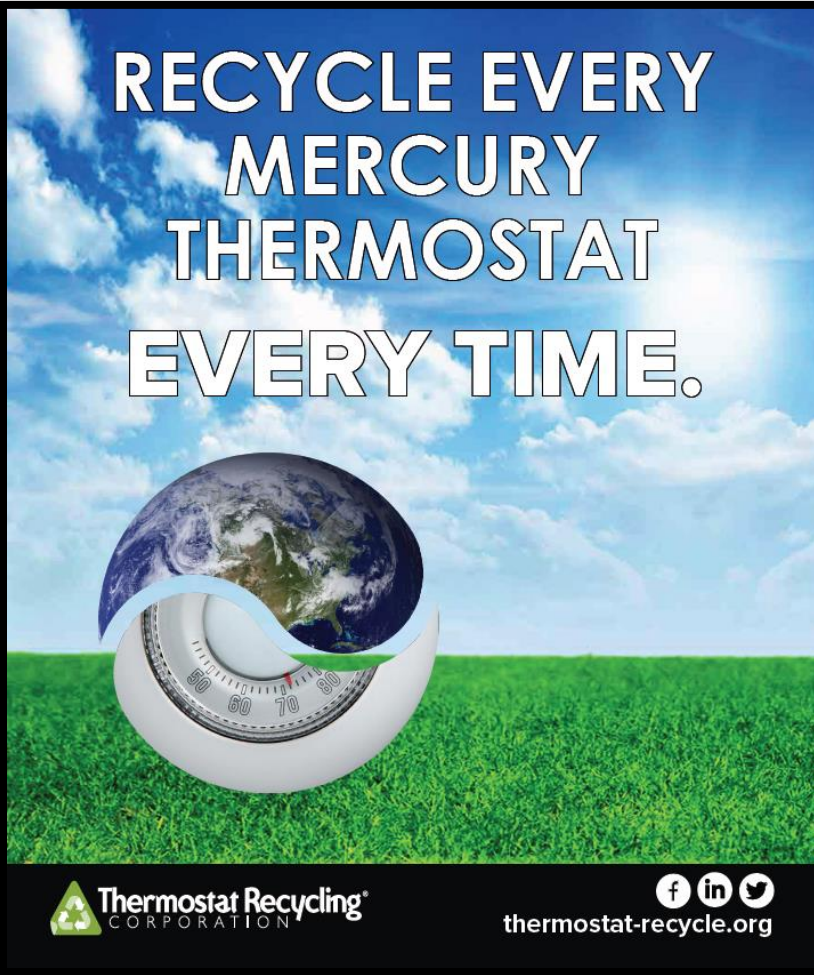
- Advertisement Specs: 1/2 page, 4c
- Circulation: 31,500 (National)
  - New England: 1,565
  - Middle Atlantic: 4,017
  - East No. Central: 5,638
  - West No. Central: 2,959
  - South Atlantic: 6,712
  - East So. Central: 1,771
  - West So. Central: 3,475
  - Mountain: 1,895
  - Pacific: 3,349
- Issues
  - January 2021
  - September 2021

### *Facility Management Journal Magazine*


Field Served: Facilities management professionals involved in the development, construction, modernization and management of buildings.




- Advertisement Specs: 1/3 page, 4c
- Circulation: 26,665 (National)
- Issues
  - November/December 2021

### Advertisement Samples



**RECYCLE EVERY  
MERCURY  
THERMOSTAT  
EVERY TIME.**

 **Thermostat Recycling<sup>®</sup>**  
CORPORATION

[thermostat-recycle.org](https://thermostat-recycle.org)   



**2021**  
**bmop**  
BANISH MERCURY OFF THE PLANET

Calling all TRC/HARDI Wholesale Members.  
The 10th annual BMOP competition is going on now!

Return your filled recycling containers  
by October 31 to compete.

Learn more at [thermostat-recycle.org/bmop](https://thermostat-recycle.org/bmop)

 **Thermostat Recycling<sup>®</sup>**  
CORPORATION



### Search Engine Marketing (SEM)

Search Engine Marketing (also SEM or pay per click—PPC) is the process of buying a paid position on the search engine results page. TRC refined its strategy for SEM in 2020 and continued to work along that strategy in 2021.

While most KPIs decreased, the click-through-rate increased, complemented by a negligible increase in average cost-per-click. Along with fewer clicks, however, came fewer conversions. In 2022, SEM will be adjusted to ensure an expanded budget compared to other placements, as historically, this touchpoint has been very successful.

The main focus of TRC's SEM strategy is conversions, which are counted when someone navigates to the Find a Thermostat Collection Site page on the TRC website. In this area in 2021, there was a decline across the board in the number of conversions, the cost per conversion and the conversion rate, following an exponential increase in 2020. Extra attention will be paid to the new states introduced into the mix last year to ensure those ads are optimized for best performance.

In summary, more people were engaged with our ads in 2021 than in 2020, but those people converted less frequently compared to the previous period.

Clicks ▼ <b>15K</b> ↓ 8.53K	Impressions ▼ <b>390K</b> ↓ 545K	CTR ▼ <b>3.86%</b> ↑ 1.34%	Avg. CPC ▼ <b>\$2.00</b> ↑ \$0.01
Conversions ▼ <b>709.00</b> ↓ 3.03K	Cost / conv. ▼ <b>\$42.53</b> ↑ \$29.96	Conv. rate ▼ <b>4.71%</b> ↑ 9.54%	Search impr. share ▼ <b>12.62%</b> ↓ 10.85%

### Search Engine Optimization (SEO)

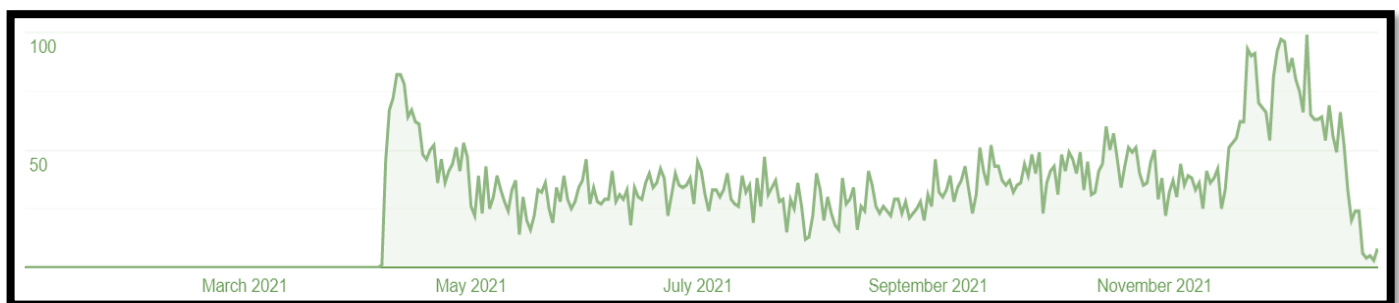
Search Engine Optimization (SEO) is the process whereby a website is optimized through original content and on-site coding tactics to increase its chances of appearing near the top of “organic searches.” An organic search is one that appears “naturally” in a search engine like Google or Bing. In other words, an organic listing is not ranked through paid search.

Organic traffic to a website typically brings visitors who stay longer, and visit more pages, on average.

Two key measures were identified as a baseline for growth. They are:

- Clicks from organic search
- Page-one organic terms

In 2021, organic search traffic yielded 9,746 clicks to the TRC website. By comparison, there were 7,460 clicks from organic search over the same time period in 2020.



This data was provided by *Google Analytics Reporting*.

2021 Trade Shows, Conferences, and Presentations

Date	Show	Location
<b>October</b>		
<b>18-19</b>	MRRA Conference	Rockport, ME
<b>December</b>		
<b>4-7</b>	HARDI Annual Conference	Palm Desert, CA

## 2022 Program Modifications

### *Thermostat Recycling Corporation's 2022 Goals*

TRC continues to set high-level annual goals for the organization. These goals assist in decision making and prioritization of activities. For the calendar year 2022, TRC plans to focus on:

- Continuing to fulfill state statutory requirements, agreements, and other arrangements for regulatory compliance.
- Targeting mercury thermostat collections from utility programs. Maintain the HVAC industry collections. Other key audiences vary by state and requirements.
- Focusing on education and awareness tactics geared toward homeowners and HVAC industry professionals.

### *Thermostat Recycling Corporation's Planned Tasks*

In addition to the above goals, TRC set specific tasks which we plan to focus on. Completion of these tasks aid in the overall organization's goals.

- Attend and integrate learnings from other EPR products after the biannual Product Stewardship meetings.
- Roll-out public releases throughout the year.
- Continue the program's operational activities such as outbound phone calls, mailing reminder postcards, and visiting sites. Use collection data trends to target these initiatives.
- Attend trade shows and conferences, when applicable. Look for speaking opportunities at attended events.
- Review Google AdWords funding and reallocate funds to other platforms where it makes sense.



## 2021 RHODE ISLAND ANNUAL REPORT

Thermostat Recycling Corporation Headquarters  
355 Lexington Avenue – 15<sup>th</sup> Floor | New York, NY 10017  
1-888-266-0550

[www.thermostat-recycle.org](http://www.thermostat-recycle.org)

Questions about this annual report?

**Contact:**

Ralph Vasami, Executive Director

(P) 914.523.1558

(E) [ralph.vasami@thermostat-recycle.org](mailto:ralph.vasami@thermostat-recycle.org)

All state specific annual reports are posted on our website at the following weblink:

<https://thermostat-recycle.org/program-info/state-reports/>

Recycle every mercury thermostat, every time.



# APPENDICES

**How Mercury Thermostat Waste is Handled**

**Tax Return 990**

**2021 Miss You Calls**

**2021 Site Visits**

**2021 Collection Location Summary Report**

**2021 Collection Location Bin Receipt**

## HOW MERCURY THERMOSTAT WASTE IS HANDLED

### WASTE MERCURY-ADDED THERMOSTAT MANAGEMENT THROUGH VEOLIA ES TECHNICAL SOLUTIONS, LLC.

TRC containers with waste mercury-switch thermostats are received at a fulfillment/inventory center in Port Washington, Wisconsin (WIR000130591). The facility is owned and operated by Veolia ES Technical Solutions, L.L.C. (Veolia) under contract with TRC.

All recycling containers, including pails and bins are received at the loading dock and sent to the TRC inventory room. The container and plastic liner are opened and the contents are identified, sorted, and tallied. The following data is recorded for each bin returned and processed: bin number, business name (location name), city, state, zip code, date returned, number of thermostats and mercury switches by manufacturer and any non-conforming material.

The containers are returned to the location that sent it in with a new prepaid address label within 3 weeks of receipt. The thermostats are stored and staged in a plastic lined carton in a storage area for final processing. The containers are dated and processed in order received, first in-first out.

The thermostats and any loose bulbs collected from the containers are consolidated into a special 55-gallon drum which is labeled and dated according to regulations. The drum is sealed with a band and is only opened when contents are being added to it. Special negative pressure venting assures any fumes are captured and vented when the drum is opened.

The 55-gallon drum is then shipped to Veolia's mercury recovery facility (WID988566543) for final processing of the mercury ampules (switches). Veolia Environmental Services meets or exceeds all local, state, federal and EPA regulations for the management of the product.

The containers are returned from the storage area to the mercury recovery processing area to have the mercury bulbs removed from the plastic housing. Universal Waste Regulations require the recycling and disposal of waste within 12 months of acceptance at the processing facility.

Small quantities of thermostats are removed from the container, which is then closed again. The bulbs are removed from the thermostats and placed into processing vessel at the work station. Once the processing vessel is full, the vessel is loaded into the mercury recovery retort oven.

If a bulb breaks and the mercury spills, the work area is designed to contain the spillage and the operators are trained in the clean-up and disposal of mercury. The TRC inventory

and processing areas are equipped with special mercury vacuum cleaners and the work area is vacuumed at the end of the work day to ensure that any spillage is cleaned up and not left to evaporate.

Veolia meets or exceeds all local, state, federal and EPA regulations for the management of the product. The mercury recovery facility and process are permitted by the Wisconsin Department of Natural Resources. Veolia's approvals for mercury recovery/recycling include:

- EPA - identification WID988566543
- Hazardous Waste Storage License #6008
- Hazardous Waste Treatment License (Mercury Recovery Operations) #4585
- Air Operation Permit #246076050-S01
- Storm Water General Permit #WI-S067857-4

In addition to the regulatory permits, both Veolia Port Washington facilities have developed and maintain management systems in accordance with ISO 14001-2004, OHSAS 18001-2007, and Responsible Recycling (R2:2013) Practice. All persons who handle mercury thermostats as part of the TRC operation receive training in the handling of Hazardous Waste and Universal Waste.

The mercury containing ampules are retorted at Veolia's Port Washington Mineral Springs facility. The mercury is removed during the retort process. The post retort debris consists of broken glass ampules. The debris is tested for residual mercury to document the removal of the mercury to levels below the US EPA Land Disposal Restriction (LDR) levels. The debris is then disposal of as a non-hazardous solid waste at Advanced Disposal Glacier Ridge Landfill, LLC in Horicon, Wisconsin.

Form **990**Department of the Treasury  
Internal Revenue Service**Return of Organization Exempt From Income Tax**  
Under section 501(c), 527, or 4947(a)(1) of the Internal Revenue Code (except private foundations)

▶ Do not enter social security numbers on this form as it may be made public.

▶ Go to [www.irs.gov/Form990](http://www.irs.gov/Form990) for instructions and the latest information.

OMB No. 1545-0047

**2020**Open to Public  
Inspection**A For the 2020 calendar year, or tax year beginning and ending****B** Check if applicable:

- ☐ Address change  
☐ Name change  
☐ Initial return  
☐ Final return/terminated  
☐ Amended return  
☐ Application pending

**C** Name of organization**THERMOSTAT RECYCLING CORPORATION**Doing business as **TRC**

Number and street (or P.O. box if mail is not delivered to street address)

**355 LEXINGTON AVENUE, 15TH FLOOR**

Room/suite

City or town, state or province, country, and ZIP or foreign postal code

**NEW YORK, NY 10017****F** Name and address of principal officer: **DANIELLE MYERS****SAME AS C ABOVE****D** Employer identification number**54-1830284****E** Telephone number**212-297-2105****G** Gross receipts \$ **2,994,890.****H(a)** Is this a group returnfor subordinates? ..... ☐ Yes ☒ No**H(b)** Are all subordinates included? ☐ Yes ☐ No

If "No," attach a list. See instructions

**H(c)** Group exemption number ▶**I** Tax-exempt status: ☐ 501(c)(3) ☒ 501(c) ( **6** ) ◀ (insert no.) ☐ 4947(a)(1) or ☐ 527**J** Website: ▶ **WWW.THERMOSTAT-RECYCLE.ORG****K** Form of organization: ☒ Corporation ☐ Trust ☐ Association ☐ Other ▶**L** Year of formation: **1996** **M** State of legal domicile: **DE****Part I Summary**

<b>Activities &amp; Governance</b>	<b>1</b>	Briefly describe the organization's mission or most significant activities: <b>TO PROMOTE THE SAFE COLLECTION AND PROPER DISPOSAL OF MERCURY-CONTAINING THERMOSTATS.</b>
	<b>2</b>	Check this box <input type="checkbox"/> if the organization discontinued its operations or disposed of more than 25% of its net assets.
	<b>3</b>	Number of voting members of the governing body (Part VI, line 1a) ..... <b>3</b> <b>4</b>
	<b>4</b>	Number of independent voting members of the governing body (Part VI, line 1b) ..... <b>4</b> <b>4</b>
	<b>5</b>	Total number of individuals employed in calendar year 2020 (Part V, line 2a) ..... <b>5</b> <b>0</b>
	<b>6</b>	Total number of volunteers (estimate if necessary) ..... <b>6</b> <b>0</b>
	<b>7a</b>	Total unrelated business revenue from Part VIII, column (C), line 12 ..... <b>7a</b> <b>0.</b>
<b>7b</b>	Net unrelated business taxable income from Form 990-T, Part I, line 11 ..... <b>7b</b> <b>0.</b>	
<b>Revenue</b>	<b>8</b>	Contributions and grants (Part VIII, line 1h) ..... <b>0.</b> <b>0.</b>
	<b>9</b>	Program service revenue (Part VIII, line 2g) ..... <b>2,759,101.</b> <b>2,994,730.</b>
	<b>10</b>	Investment income (Part VIII, column (A), lines 3, 4, and 7d) ..... <b>710.</b> <b>160.</b>
	<b>11</b>	Other revenue (Part VIII, column (A), lines 5, 6d, 8c, 9c, 10c, and 11e) ..... <b>0.</b> <b>0.</b>
	<b>12</b>	Total revenue - add lines 8 through 11 (must equal Part VIII, column (A), line 12) ..... <b>2,759,811.</b> <b>2,994,890.</b>
	<b>Expenses</b>	<b>13</b>
<b>14</b>		Benefits paid to or for members (Part IX, column (A), line 4) ..... <b>0.</b> <b>0.</b>
<b>15</b>		Salaries, other compensation, employee benefits (Part IX, column (A), lines 5-10) ..... <b>84,998.</b> <b>11.</b>
<b>16a</b>		Professional fundraising fees (Part IX, column (A), line 11e) ..... <b>0.</b> <b>0.</b>
<b>b</b>		Total fundraising expenses (Part IX, column (D), line 25) ▶ <b>0.</b>
<b>17</b>		Other expenses (Part IX, column (A), lines 11a-11d, 11f-24e) ..... <b>2,750,992.</b> <b>2,437,817.</b>
<b>18</b>		Total expenses. Add lines 13-17 (must equal Part IX, column (A), line 25) ..... <b>2,835,990.</b> <b>2,437,828.</b>
<b>19</b>	Revenue less expenses. Subtract line 18 from line 12 ..... <b>-76,179.</b> <b>557,062.</b>	
<b>Net Assets or Fund Balances</b>	<b>20</b>	Total assets (Part X, line 16) ..... <b>1,394,221.</b> <b>1,859,558.</b>
	<b>21</b>	Total liabilities (Part X, line 26) ..... <b>326,124.</b> <b>234,399.</b>
	<b>22</b>	Net assets or fund balances. Subtract line 21 from line 20 ..... <b>1,068,097.</b> <b>1,625,159.</b>

**Part II Signature Block**

Under penalties of perjury, I declare that I have examined this return, including accompanying schedules and statements, and to the best of my knowledge and belief, it is true, correct, and complete. Declaration of preparer (other than officer) is based on all information of which preparer has any knowledge.

<b>Sign Here</b>	Signature of officer	Date			
	<b>DANIELLE MYERS, OPERATIONS AND COMPLIANCE MANAGER</b> Type or print name and title				
<b>Paid Preparer Use Only</b>	Print/Type preparer's name <b>JEFFREY A. SMITH, CPA</b>	Preparer's signature	Date	Check <input type="checkbox"/> if self-employed	PTIN <b>P00139935</b>
	Firm's name ▶ <b>BURDETTE SMITH &amp; BISH LLC</b>	Firm's EIN ▶ <b>45-4037800</b>	Phone no. <b>703-591-5200</b>		
Firm's address ▶ <b>4114 LEGATO ROAD, 5TH FLOOR FAIRFAX, VA 22033</b>					

May the IRS discuss this return with the preparer shown above? See instructions ..... ☒ Yes ☐ No

**Part III** Statement of Program Service AccomplishmentsCheck if Schedule O contains a response or note to any line in this Part III ☐**1** Briefly describe the organization's mission:

**THE THERMOSTAT RECYCLING CORPORATION (TRC) IS A NON-PROFIT ORGANIZATION THAT FACILITATES AND MANAGES THE COLLECTION AND PROPER DISPOSAL OF MERCURY-CONTAINING THERMOSTATS.**

**2** Did the organization undertake any significant program services during the year which were not listed on the prior Form 990 or 990-EZ? ☐ Yes ☒ No

If "Yes," describe these new services on Schedule O.

**3** Did the organization cease conducting, or make significant changes in how it conducts, any program services? ☐ Yes ☒ No

If "Yes," describe these changes on Schedule O.

**4** Describe the organization's program service accomplishments for each of its three largest program services, as measured by expenses.

Section 501(c)(3) and 501(c)(4) organizations are required to report the amount of grants and allocations to others, the total expenses, and revenue, if any, for each program service reported.

**4a** (Code: ) (Expenses \$ 2,295,328. including grants of \$ ) (Revenue \$ 2,994,730. )

**TRC FACILITATES THE PROPER MANAGEMENT OF WASTE MERCURY THERMOSTATS BY PROVIDING RECYCLING CONTAINERS FOR THE COLLECTION AND TRANSPORT OF WASTE MERCURY THERMOSTATS TO ELIGIBLE COLLECTION SITES IN ALL U.S. STATES EXCEPT ALASKA AND HAWAII. TRC ALSO CONDUCTS AN EDUCATIONAL CAMPAIGN PROMOTING THE PROPER MANAGEMENT OF WASTE MERCURY THERMOSTATS. SINCE TRC'S FOUNDING, TRC HAS COLLECTED OVER 2,500,000 MERCURY-CONTAINING THERMOSTATS WHICH HAS KEPT 12 TONS OF MERCURY OUT OF THE WASTE SYSTEM.**

**4b** (Code: ) (Expenses \$ including grants of \$ ) (Revenue \$ )**4c** (Code: ) (Expenses \$ including grants of \$ ) (Revenue \$ )**4d** Other program services (Describe on Schedule O.)

(Expenses \$ including grants of \$ ) (Revenue \$ )

**4e** Total program service expenses **2,295,328.**

**Part IV Checklist of Required Schedules**

	Yes	No
<b>1</b> Is the organization described in section 501(c)(3) or 4947(a)(1) (other than a private foundation)? <i>If "Yes," complete Schedule A</i>		<b>X</b>
<b>2</b> Is the organization required to complete <i>Schedule B, Schedule of Contributors</i> ?		<b>X</b>
<b>3</b> Did the organization engage in direct or indirect political campaign activities on behalf of or in opposition to candidates for public office? <i>If "Yes," complete Schedule C, Part I</i>		<b>X</b>
<b>4</b> <b>Section 501(c)(3) organizations.</b> Did the organization engage in lobbying activities, or have a section 501(h) election in effect during the tax year? <i>If "Yes," complete Schedule C, Part II</i>		
<b>5</b> Is the organization a section 501(c)(4), 501(c)(5), or 501(c)(6) organization that receives membership dues, assessments, or similar amounts as defined in Revenue Procedure 98-19? <i>If "Yes," complete Schedule C, Part III</i>	<b>X</b>	
<b>6</b> Did the organization maintain any donor advised funds or any similar funds or accounts for which donors have the right to provide advice on the distribution or investment of amounts in such funds or accounts? <i>If "Yes," complete Schedule D, Part I</i>		<b>X</b>
<b>7</b> Did the organization receive or hold a conservation easement, including easements to preserve open space, the environment, historic land areas, or historic structures? <i>If "Yes," complete Schedule D, Part II</i>		<b>X</b>
<b>8</b> Did the organization maintain collections of works of art, historical treasures, or other similar assets? <i>If "Yes," complete Schedule D, Part III</i>		<b>X</b>
<b>9</b> Did the organization report an amount in Part X, line 21, for escrow or custodial account liability, serve as a custodian for amounts not listed in Part X; or provide credit counseling, debt management, credit repair, or debt negotiation services? <i>If "Yes," complete Schedule D, Part IV</i>		<b>X</b>
<b>10</b> Did the organization, directly or through a related organization, hold assets in donor-restricted endowments or in quasi endowments? <i>If "Yes," complete Schedule D, Part V</i>		<b>X</b>
<b>11</b> If the organization's answer to any of the following questions is "Yes," then complete Schedule D, Parts VI, VII, VIII, IX, or X as applicable.		
<b>a</b> Did the organization report an amount for land, buildings, and equipment in Part X, line 10? <i>If "Yes," complete Schedule D, Part VI</i>	<b>X</b>	
<b>b</b> Did the organization report an amount for investments - other securities in Part X, line 12, that is 5% or more of its total assets reported in Part X, line 16? <i>If "Yes," complete Schedule D, Part VII</i>		<b>X</b>
<b>c</b> Did the organization report an amount for investments - program related in Part X, line 13, that is 5% or more of its total assets reported in Part X, line 16? <i>If "Yes," complete Schedule D, Part VIII</i>		<b>X</b>
<b>d</b> Did the organization report an amount for other assets in Part X, line 15, that is 5% or more of its total assets reported in Part X, line 16? <i>If "Yes," complete Schedule D, Part IX</i>		<b>X</b>
<b>e</b> Did the organization report an amount for other liabilities in Part X, line 25? <i>If "Yes," complete Schedule D, Part X</i>		<b>X</b>
<b>f</b> Did the organization's separate or consolidated financial statements for the tax year include a footnote that addresses the organization's liability for uncertain tax positions under FIN 48 (ASC 740)? <i>If "Yes," complete Schedule D, Part X</i>	<b>X</b>	
<b>12a</b> Did the organization obtain separate, independent audited financial statements for the tax year? <i>If "Yes," complete Schedule D, Parts XI and XII</i>	<b>X</b>	
<b>b</b> Was the organization included in consolidated, independent audited financial statements for the tax year? <i>If "Yes," and if the organization answered "No" to line 12a, then completing Schedule D, Parts XI and XII is optional</i>		<b>X</b>
<b>13</b> Is the organization a school described in section 170(b)(1)(A)(ii)? <i>If "Yes," complete Schedule E</i>		<b>X</b>
<b>14a</b> Did the organization maintain an office, employees, or agents outside of the United States?		<b>X</b>
<b>b</b> Did the organization have aggregate revenues or expenses of more than \$10,000 from grantmaking, fundraising, business, investment, and program service activities outside the United States, or aggregate foreign investments valued at \$100,000 or more? <i>If "Yes," complete Schedule F, Parts I and IV</i>		<b>X</b>
<b>15</b> Did the organization report on Part IX, column (A), line 3, more than \$5,000 of grants or other assistance to or for any foreign organization? <i>If "Yes," complete Schedule F, Parts II and IV</i>		<b>X</b>
<b>16</b> Did the organization report on Part IX, column (A), line 3, more than \$5,000 of aggregate grants or other assistance to or for foreign individuals? <i>If "Yes," complete Schedule F, Parts III and IV</i>		<b>X</b>
<b>17</b> Did the organization report a total of more than \$15,000 of expenses for professional fundraising services on Part IX, column (A), lines 6 and 11e? <i>If "Yes," complete Schedule G, Part I</i>		<b>X</b>
<b>18</b> Did the organization report more than \$15,000 total of fundraising event gross income and contributions on Part VIII, lines 1c and 8a? <i>If "Yes," complete Schedule G, Part II</i>		<b>X</b>
<b>19</b> Did the organization report more than \$15,000 of gross income from gaming activities on Part VIII, line 9a? <i>If "Yes," complete Schedule G, Part III</i>		<b>X</b>
<b>20a</b> Did the organization operate one or more hospital facilities? <i>If "Yes," complete Schedule H</i>		<b>X</b>
<b>b</b> If "Yes" to line 20a, did the organization attach a copy of its audited financial statements to this return?		
<b>21</b> Did the organization report more than \$5,000 of grants or other assistance to any domestic organization or domestic government on Part IX, column (A), line 1? <i>If "Yes," complete Schedule I, Parts I and II</i>		<b>X</b>

**Part IV Checklist of Required Schedules** (continued)

	Yes	No
<b>22</b> Did the organization report more than \$5,000 of grants or other assistance to or for domestic individuals on Part IX, column (A), line 2? <i>If "Yes," complete Schedule I, Parts I and III</i> .....	<b>22</b>	X
<b>23</b> Did the organization answer "Yes" to Part VII, Section A, line 3, 4, or 5 about compensation of the organization's current and former officers, directors, trustees, key employees, and highest compensated employees? <i>If "Yes," complete Schedule J</i> .....	<b>23</b>	X
<b>24a</b> Did the organization have a tax-exempt bond issue with an outstanding principal amount of more than \$100,000 as of the last day of the year, that was issued after December 31, 2002? <i>If "Yes," answer lines 24b through 24d and complete Schedule K. If "No," go to line 25a</i> .....	<b>24a</b>	X
<b>b</b> Did the organization invest any proceeds of tax-exempt bonds beyond a temporary period exception? .....	<b>24b</b>	
<b>c</b> Did the organization maintain an escrow account other than a refunding escrow at any time during the year to defease any tax-exempt bonds? .....	<b>24c</b>	
<b>d</b> Did the organization act as an "on behalf of" issuer for bonds outstanding at any time during the year? .....	<b>24d</b>	
<b>25a</b> <b>Section 501(c)(3), 501(c)(4), and 501(c)(29) organizations.</b> Did the organization engage in an excess benefit transaction with a disqualified person during the year? <i>If "Yes," complete Schedule L, Part I</i> .....	<b>25a</b>	
<b>b</b> Is the organization aware that it engaged in an excess benefit transaction with a disqualified person in a prior year, and that the transaction has not been reported on any of the organization's prior Forms 990 or 990-EZ? <i>If "Yes," complete Schedule L, Part I</i> .....	<b>25b</b>	
<b>26</b> Did the organization report any amount on Part X, line 5 or 22, for receivables from or payables to any current or former officer, director, trustee, key employee, creator or founder, substantial contributor, or 35% controlled entity or family member of any of these persons? <i>If "Yes," complete Schedule L, Part II</i> .....	<b>26</b>	X
<b>27</b> Did the organization provide a grant or other assistance to any current or former officer, director, trustee, key employee, creator or founder, substantial contributor or employee thereof, a grant selection committee member, or to a 35% controlled entity (including an employee thereof) or family member of any of these persons? <i>If "Yes," complete Schedule L, Part III</i> .....	<b>27</b>	X
<b>28</b> Was the organization a party to a business transaction with one of the following parties (see Schedule L, Part IV instructions, for applicable filing thresholds, conditions, and exceptions):		
<b>a</b> A current or former officer, director, trustee, key employee, creator or founder, or substantial contributor? <i>If "Yes," complete Schedule L, Part IV</i> .....	<b>28a</b>	X
<b>b</b> A family member of any individual described in line 28a? <i>If "Yes," complete Schedule L, Part IV</i> .....	<b>28b</b>	X
<b>c</b> A 35% controlled entity of one or more individuals and/or organizations described in lines 28a or 28b? <i>If "Yes," complete Schedule L, Part IV</i> .....	<b>28c</b>	X
<b>29</b> Did the organization receive more than \$25,000 in non-cash contributions? <i>If "Yes," complete Schedule M</i> .....	<b>29</b>	X
<b>30</b> Did the organization receive contributions of art, historical treasures, or other similar assets, or qualified conservation contributions? <i>If "Yes," complete Schedule M</i> .....	<b>30</b>	X
<b>31</b> Did the organization liquidate, terminate, or dissolve and cease operations? <i>If "Yes," complete Schedule N, Part I</i> .....	<b>31</b>	X
<b>32</b> Did the organization sell, exchange, dispose of, or transfer more than 25% of its net assets? <i>If "Yes," complete Schedule N, Part II</i> .....	<b>32</b>	X
<b>33</b> Did the organization own 100% of an entity disregarded as separate from the organization under Regulations sections 301.7701-2 and 301.7701-3? <i>If "Yes," complete Schedule R, Part I</i> .....	<b>33</b>	X
<b>34</b> Was the organization related to any tax-exempt or taxable entity? <i>If "Yes," complete Schedule R, Part II, III, or IV, and Part V, line 1</i> .....	<b>34</b>	X
<b>35a</b> Did the organization have a controlled entity within the meaning of section 512(b)(13)? .....	<b>35a</b>	X
<b>b</b> If "Yes" to line 35a, did the organization receive any payment from or engage in any transaction with a controlled entity within the meaning of section 512(b)(13)? <i>If "Yes," complete Schedule R, Part V, line 2</i> .....	<b>35b</b>	
<b>36</b> <b>Section 501(c)(3) organizations.</b> Did the organization make any transfers to an exempt non-charitable related organization? <i>If "Yes," complete Schedule R, Part V, line 2</i> .....	<b>36</b>	
<b>37</b> Did the organization conduct more than 5% of its activities through an entity that is not a related organization and that is treated as a partnership for federal income tax purposes? <i>If "Yes," complete Schedule R, Part VI</i> .....	<b>37</b>	X
<b>38</b> Did the organization complete Schedule O and provide explanations in Schedule O for Part VI, lines 11b and 19? .....	<b>38</b>	X

Note: All Form 990 filers are required to complete Schedule O

**Part V Statements Regarding Other IRS Filings and Tax Compliance**Check if Schedule O contains a response or note to any line in this Part V ☐

	Yes	No
<b>1a</b> Enter the number reported in Box 3 of Form 1096. Enter -0- if not applicable .....	<b>1a</b>	7
<b>b</b> Enter the number of Forms W-2G included in line 1a. Enter -0- if not applicable .....	<b>1b</b>	0
<b>c</b> Did the organization comply with backup withholding rules for reportable payments to vendors and reportable gaming (gambling) winnings to prize winners? .....	<b>1c</b>	X

**Part V** Statements Regarding Other IRS Filings and Tax Compliance (continued)

	Yes	No
<b>2a</b> Enter the number of employees reported on Form W-3, Transmittal of Wage and Tax Statements, filed for the calendar year ending with or within the year covered by this return	2a	0
<b>b</b> If at least one is reported on line 2a, did the organization file all required federal employment tax returns?	2b	
<b>Note:</b> If the sum of lines 1a and 2a is greater than 250, you may be required to e-file (see instructions)		
<b>3a</b> Did the organization have unrelated business gross income of \$1,000 or more during the year?	3a	X
<b>b</b> If "Yes," has it filed a Form 990-T for this year? If "No" to line 3b, provide an explanation on Schedule O	3b	
<b>4a</b> At any time during the calendar year, did the organization have an interest in, or a signature or other authority over, a financial account in a foreign country (such as a bank account, securities account, or other financial account)?	4a	X
<b>b</b> If "Yes," enter the name of the foreign country		
See instructions for filing requirements for FinCEN Form 114, Report of Foreign Bank and Financial Accounts (FBAR).		
<b>5a</b> Was the organization a party to a prohibited tax shelter transaction at any time during the tax year?	5a	X
<b>b</b> Did any taxable party notify the organization that it was or is a party to a prohibited tax shelter transaction?	5b	X
<b>c</b> If "Yes" to line 5a or 5b, did the organization file Form 8886-T?	5c	
<b>6a</b> Does the organization have annual gross receipts that are normally greater than \$100,000, and did the organization solicit any contributions that were not tax deductible as charitable contributions?	6a	X
<b>b</b> If "Yes," did the organization include with every solicitation an express statement that such contributions or gifts were not tax deductible?	6b	
<b>7 Organizations that may receive deductible contributions under section 170(c).</b>		
<b>a</b> Did the organization receive a payment in excess of \$75 made partly as a contribution and partly for goods and services provided to the payor?	7a	
<b>b</b> If "Yes," did the organization notify the donor of the value of the goods or services provided?	7b	
<b>c</b> Did the organization sell, exchange, or otherwise dispose of tangible personal property for which it was required to file Form 8282?	7c	
<b>d</b> If "Yes," indicate the number of Forms 8282 filed during the year	7d	
<b>e</b> Did the organization receive any funds, directly or indirectly, to pay premiums on a personal benefit contract?	7e	
<b>f</b> Did the organization, during the year, pay premiums, directly or indirectly, on a personal benefit contract?	7f	
<b>g</b> If the organization received a contribution of qualified intellectual property, did the organization file Form 8899 as required?	7g	
<b>h</b> If the organization received a contribution of cars, boats, airplanes, or other vehicles, did the organization file a Form 1098-C?	7h	
<b>8 Sponsoring organizations maintaining donor advised funds.</b> Did a donor advised fund maintained by the sponsoring organization have excess business holdings at any time during the year?	8	
<b>9 Sponsoring organizations maintaining donor advised funds.</b>		
<b>a</b> Did the sponsoring organization make any taxable distributions under section 4966?	9a	
<b>b</b> Did the sponsoring organization make a distribution to a donor, donor advisor, or related person?	9b	
<b>10 Section 501(c)(7) organizations.</b> Enter:		
<b>a</b> Initiation fees and capital contributions included on Part VIII, line 12	10a	
<b>b</b> Gross receipts, included on Form 990, Part VIII, line 12, for public use of club facilities	10b	
<b>11 Section 501(c)(12) organizations.</b> Enter:		
<b>a</b> Gross income from members or shareholders	11a	
<b>b</b> Gross income from other sources (Do not net amounts due or paid to other sources against amounts due or received from them.)	11b	
<b>12a Section 4947(a)(1) non-exempt charitable trusts.</b> Is the organization filing Form 990 in lieu of Form 1041?	12a	
<b>b</b> If "Yes," enter the amount of tax-exempt interest received or accrued during the year	12b	
<b>13 Section 501(c)(29) qualified nonprofit health insurance issuers.</b>		
<b>a</b> Is the organization licensed to issue qualified health plans in more than one state?	13a	
<b>Note:</b> See the instructions for additional information the organization must report on Schedule O.		
<b>b</b> Enter the amount of reserves the organization is required to maintain by the states in which the organization is licensed to issue qualified health plans	13b	
<b>c</b> Enter the amount of reserves on hand	13c	
<b>14a</b> Did the organization receive any payments for indoor tanning services during the tax year?	14a	X
<b>b</b> If "Yes," has it filed a Form 720 to report these payments? If "No," provide an explanation on Schedule O	14b	
<b>15</b> Is the organization subject to the section 4960 tax on payment(s) of more than \$1,000,000 in remuneration or excess parachute payment(s) during the year?	15	X
If "Yes," see instructions and file Form 4720, Schedule N.		
<b>16</b> Is the organization an educational institution subject to the section 4968 excise tax on net investment income?	16	X
If "Yes," complete Form 4720, Schedule O.		

Form 990 (2020)



**Part VI Governance, Management, and Disclosure** For each "Yes" response to lines 2 through 7b below, and for a "No" response to line 8a, 8b, or 10b below, describe the circumstances, processes, or changes on Schedule O. See instructions.

Check if Schedule O contains a response or note to any line in this Part VI ☒

**Section A. Governing Body and Management**

	1a	1b	2	3	4	5	6	7a	7b	8a	8b	9	Yes	No
<b>1a</b> Enter the number of voting members of the governing body at the end of the tax year	4													
If there are material differences in voting rights among members of the governing body, or if the governing body delegated broad authority to an executive committee or similar committee, explain on Schedule O.														
<b>b</b> Enter the number of voting members included on line 1a, above, who are independent		4												
<b>2</b> Did any officer, director, trustee, or key employee have a family relationship or a business relationship with any other officer, director, trustee, or key employee?			2											X
<b>3</b> Did the organization delegate control over management duties customarily performed by or under the direct supervision of officers, directors, trustees, or key employees to a management company or other person?				3									X	
<b>4</b> Did the organization make any significant changes to its governing documents since the prior Form 990 was filed?					4									X
<b>5</b> Did the organization become aware during the year of a significant diversion of the organization's assets?						5								X
<b>6</b> Did the organization have members or stockholders?							6						X	
<b>7a</b> Did the organization have members, stockholders, or other persons who had the power to elect or appoint one or more members of the governing body?								7a					X	
<b>b</b> Are any governance decisions of the organization reserved to (or subject to approval by) members, stockholders, or persons other than the governing body?									7b					X
<b>8</b> Did the organization contemporaneously document the meetings held or written actions undertaken during the year by the following:														
<b>a</b> The governing body?										8a			X	
<b>b</b> Each committee with authority to act on behalf of the governing body?											8b		X	
<b>9</b> Is there any officer, director, trustee, or key employee listed in Part VII, Section A, who cannot be reached at the organization's mailing address? If "Yes," provide the names and addresses on Schedule O												9		X

**Section B. Policies** (This Section B requests information about policies not required by the Internal Revenue Code.)

	10a	10b	11a	11b	12a	12b	12c	13	14	15a	15b	16a	16b	Yes	No
<b>10a</b> Did the organization have local chapters, branches, or affiliates?	10a														X
<b>b</b> If "Yes," did the organization have written policies and procedures governing the activities of such chapters, affiliates, and branches to ensure their operations are consistent with the organization's exempt purposes?		10b													
<b>11a</b> Has the organization provided a complete copy of this Form 990 to all members of its governing body before filing the form?			11a											X	
<b>b</b> Describe in Schedule O the process, if any, used by the organization to review this Form 990.															
<b>12a</b> Did the organization have a written conflict of interest policy? If "No," go to line 13					12a									X	
<b>b</b> Were officers, directors, or trustees, and key employees required to disclose annually interests that could give rise to conflicts?						12b									X
<b>c</b> Did the organization regularly and consistently monitor and enforce compliance with the policy? If "Yes," describe in Schedule O how this was done							12c								X
<b>13</b> Did the organization have a written whistleblower policy?								13						X	
<b>14</b> Did the organization have a written document retention and destruction policy?									14					X	
<b>15</b> Did the process for determining compensation of the following persons include a review and approval by independent persons, comparability data, and contemporaneous substantiation of the deliberation and decision?															
<b>a</b> The organization's CEO, Executive Director, or top management official										15a					X
<b>b</b> Other officers or key employees of the organization											15b				X
If "Yes" to line 15a or 15b, describe the process in Schedule O (see instructions).															
<b>16a</b> Did the organization invest in, contribute assets to, or participate in a joint venture or similar arrangement with a taxable entity during the year?												16a			X
<b>b</b> If "Yes," did the organization follow a written policy or procedure requiring the organization to evaluate its participation in joint venture arrangements under applicable federal tax law, and take steps to safeguard the organization's exempt status with respect to such arrangements?													16b		

**Section C. Disclosure**

**17** List the states with which a copy of this Form 990 is required to be filed **CA, MT, IL**

**18** Section 6104 requires an organization to make its Forms 1023 (1024 or 1024-A, if applicable), 990, and 990-T (Section 501(c)(3)s only) available for public inspection. Indicate how you made these available. Check all that apply.

☐ Own website ☐ Another's website ☒ Upon request ☐ Other (explain on Schedule O)

**19** Describe on Schedule O whether (and if so, how) the organization made its governing documents, conflict of interest policy, and financial statements available to the public during the tax year.

**20** State the name, address, and telephone number of the person who possesses the organization's books and records **DANIELLE MYERS - 267-513-1726**  
**500 OFFICE CENTER DRIVE, STE 400, FORT WASHINGTON, PA 19034**

Check if Schedule O contains a response or note to any line in this Part VII

- List all of the organization's **current** officers, directors, trustees (whether individuals or organizations), regardless of amount of compensation. Enter -0- in columns (D), (E), and (F) if no compensation was paid.
  - List all of the organization's **current** key employees, if any. See instructions for definition of "key employee."
  - List the organization's five **current** highest compensated employees (other than an officer, director, trustee, or key employee) who received reportable compensation (Box 5 of Form W-2 and/or Box 7 of Form 1099-MISC) of more than \$100,000 from the organization and any related organizations.
  - List all of the organization's **former** officers, key employees, and highest compensated employees who received more than \$100,000 of reportable compensation from the organization and any related organizations.
  - List all of the organization's **former directors or trustees** that received, in the capacity as a former director or trustee of the organization, more than \$10,000 of reportable compensation from the organization and any related organizations.
- See instructions for the order in which to list the persons above.

**Part VII** Section A. Officers, Directors, Trustees, Key Employees, and Highest Compensated Employees (continued)

(A) Name and title	(B) Average hours per week (list any hours for related organizations below line)	(C) Position (do not check more than one box, unless person is both an officer and a director/trustee)						(D) Reportable compensation from the organization (W-2/1099-MISC)	(E) Reportable compensation from related organizations (W-2/1099-MISC)	(F) Estimated amount of other compensation from the organization and related organizations
		Individual trustee or director	Institutional trustee	Officer	Key employee	Highest compensated employee	Former			
<b>1b Subtotal</b> .....								0.	0.	0.
<b>c Total from continuation sheets to Part VII, Section A</b> .....								0.	0.	0.
<b>d Total (add lines 1b and 1c)</b> .....								0.	0.	0.

**2** Total number of individuals (including but not limited to those listed above) who received more than \$100,000 of reportable compensation from the organization **0**

- 3** Did the organization list any **former** officer, director, trustee, key employee, or highest compensated employee on line 1a? *If "Yes," complete Schedule J for such individual* ..... **3** **Yes** **No** **X**
- 4** For any individual listed on line 1a, is the sum of reportable compensation and other compensation from the organization and related organizations greater than \$150,000? *If "Yes," complete Schedule J for such individual* ..... **4** **Yes** **No** **X**
- 5** Did any person listed on line 1a receive or accrue compensation from any unrelated organization or individual for services rendered to the organization? *If "Yes," complete Schedule J for such person* ..... **5** **Yes** **No** **X**

**Section B. Independent Contractors**

**1** Complete this table for your five highest compensated independent contractors that received more than \$100,000 of compensation from the organization. Report compensation for the calendar year ending with or within the organization's tax year.

(A) Name and business address	(B) Description of services	(C) Compensation
S. GRONER ASSOCIATES, INC., 100 W. BROADWAY, SUITE 290, LONG BEACH, CA 90802	MARKETING CONSULTING	576,849.
KELLEN COMPANY, 355 LEXINGTON AVENUE, 1TH FLOOR, NEW YORK, NY 10017	ASSOCIATION MANAGEMENT	382,000.
AXIOM ADVISORS, 1201 K STREET, SUITE 920, SACRAMENTO, CA 95814	CONSULTING SERVICES	175,300.
CROSSROAD SERVICES INC 2360 ALVARADO STREET, SAN LEANDRO, CA 94577	UTILITY SERVICES	117,159.

**2** Total number of independent contractors (including but not limited to those listed above) who received more than \$100,000 of compensation from the organization **4**

**Part VIII Statement of Revenue**Check if Schedule O contains a response or note to any line in this Part VIII ☐

				(A)	(B)	(C)	(D)
				Total revenue	Related or exempt function revenue	Unrelated business revenue	Revenue excluded from tax under sections 512 - 514
<b>Contributions, Gifts, Grants and Other Similar Amounts</b>	<b>1 a</b>	Federated campaigns .....	<b>1a</b>				
	<b>b</b>	Membership dues .....	<b>1b</b>				
	<b>c</b>	Fundraising events .....	<b>1c</b>				
	<b>d</b>	Related organizations .....	<b>1d</b>				
	<b>e</b>	Government grants (contributions) .....	<b>1e</b>				
	<b>f</b>	All other contributions, gifts, grants, and similar amounts not included above ...	<b>1f</b>				
	<b>g</b>	Noncash contributions included in lines 1a-1f	<b>1g</b>	\$			
	<b>h</b>	<b>Total.</b> Add lines 1a-1f .....					
<b>Program Service Revenue</b>	<b>2 a</b>	<b>MEMBERSHIP DUES</b>	Business Code	900099	2,716,705.	2,716,705.	
	<b>b</b>	<b>GOVERNMENT AFFAIRS</b>	900099	278,000.	278,000.		
	<b>c</b>	<b>SITE PARTICIPATION FEE</b>	900099	25.	25.		
	<b>d</b>						
	<b>e</b>						
	<b>f</b>	All other program service revenue .....					
	<b>g</b>	<b>Total.</b> Add lines 2a-2f .....		2,994,730.			
	<b>Other Revenue</b>	<b>3</b>	Investment income (including dividends, interest, and other similar amounts) .....		160.		
<b>4</b>		Income from investment of tax-exempt bond proceeds .....					
<b>5</b>		Royalties .....					
<b>6 a</b>		Gross rents .....	(i) Real	(ii) Personal			
<b>b</b>		Less: rental expenses ...					
<b>c</b>		Rental income or (loss) .....					
<b>d</b>		Net rental income or (loss) .....					
<b>7 a</b>		Gross amount from sales of assets other than inventory .....	(i) Securities	(ii) Other			
<b>b</b>		Less: cost or other basis and sales expenses .....					
<b>c</b>		Gain or (loss) .....					
<b>d</b>		Net gain or (loss) .....					
<b>8 a</b>		Gross income from fundraising events (not including \$ _____ of contributions reported on line 1c). See Part IV, line 18 .....					
<b>b</b>		Less: direct expenses .....					
<b>c</b>		Net income or (loss) from fundraising events .....					
<b>9 a</b>	Gross income from gaming activities. See Part IV, line 19 .....						
<b>b</b>	Less: direct expenses .....						
<b>c</b>	Net income or (loss) from gaming activities .....						
<b>10 a</b>	Gross sales of inventory, less returns and allowances .....						
<b>b</b>	Less: cost of goods sold .....						
<b>c</b>	Net income or (loss) from sales of inventory .....						
<b>Miscellaneous Revenue</b>	<b>11 a</b>		Business Code				
	<b>b</b>						
	<b>c</b>						
	<b>d</b>	All other revenue .....					
	<b>e</b>	<b>Total.</b> Add lines 11a-11d .....					
	<b>12</b>	<b>Total revenue.</b> See instructions .....		2,994,890.	2,994,730.	0.	160.

**Part IX Statement of Functional Expenses**

Section 501(c)(3) and 501(c)(4) organizations must complete all columns. All other organizations must complete column (A).

Check if Schedule O contains a response or note to any line in this Part IX

☒ X

Do not include amounts reported on lines 6b, 7b, 8b, 9b, and 10b of Part VIII.	(A) Total expenses	(B) Program service expenses	(C) Management and general expenses	(D) Fundraising expenses
<b>1</b> Grants and other assistance to domestic organizations and domestic governments. See Part IV, line 21				
<b>2</b> Grants and other assistance to domestic individuals. See Part IV, line 22				
<b>3</b> Grants and other assistance to foreign organizations, foreign governments, and foreign individuals. See Part IV, lines 15 and 16				
<b>4</b> Benefits paid to or for members				
<b>5</b> Compensation of current officers, directors, trustees, and key employees				
<b>6</b> Compensation not included above to disqualified persons (as defined under section 4958(f)(1)) and persons described in section 4958(c)(3)(B)				
<b>7</b> Other salaries and wages				
<b>8</b> Pension plan accruals and contributions (include section 401(k) and 403(b) employer contributions)				
<b>9</b> Other employee benefits				
<b>10</b> Payroll taxes	11.			
<b>11</b> Fees for services (nonemployees):				
<b>a</b> Management	358,000.			
<b>b</b> Legal	14,000.			
<b>c</b> Accounting	15,500.			
<b>d</b> Lobbying				
<b>e</b> Professional fundraising services. See Part IV, line 17				
<b>f</b> Investment management fees				
<b>g</b> Other. (If line 11g amount exceeds 10% of line 25, column (A) amount, list line 11g expenses on Sch. O.)	628,990.			
<b>12</b> Advertising and promotion	769,983.			
<b>13</b> Office expenses	15,890.			
<b>14</b> Information technology	42,485.			
<b>15</b> Royalties				
<b>16</b> Occupancy	21,628.			
<b>17</b> Travel	7,669.			
<b>18</b> Payments of travel or entertainment expenses for any federal, state, or local public officials				
<b>19</b> Conferences, conventions, and meetings				
<b>20</b> Interest				
<b>21</b> Payments to affiliates				
<b>22</b> Depreciation, depletion, and amortization	48,854.			
<b>23</b> Insurance	26,393.			
<b>24</b> Other expenses. Itemize expenses not covered above (List miscellaneous expenses on line 24e. If line 24e amount exceeds 10% of line 25, column (A) amount, list line 24e expenses on Schedule O.)				
<b>a</b> RECYCLING SERVICES	396,480.			
<b>b</b> SPONSORSHIPS AND MEMBER	40,655.			
<b>c</b> BAD DEBT	30,575.			
<b>d</b> INCENTIVE PAYMENTS	10,150.			
<b>e</b> All other expenses	10,565.			
<b>25</b> Total functional expenses. Add lines 1 through 24e	2,437,828.			
<b>26</b> Joint costs. Complete this line only if the organization reported in column (B) joint costs from a combined educational campaign and fundraising solicitation.				

Check here ☐ if following SOP 98-2 (ASC 958-720)

**Part X Balance Sheet**Check if Schedule O contains a response or note to any line in this Part X ☐

		(A) Beginning of year		(B) End of year
<b>Assets</b>	<b>1</b> Cash - non-interest-bearing .....	893,255.	<b>1</b>	1,311,316.
	<b>2</b> Savings and temporary cash investments .....	250,544.	<b>2</b>	250,671.
	<b>3</b> Pledges and grants receivable, net .....		<b>3</b>	
	<b>4</b> Accounts receivable, net .....	30,601.	<b>4</b>	118,313.
	<b>5</b> Loans and other receivables from any current or former officer, director, trustee, key employee, creator or founder, substantial contributor, or 35% controlled entity or family member of any of these persons .....		<b>5</b>	
	<b>6</b> Loans and other receivables from other disqualified persons (as defined under section 4958(f)(1)), and persons described in section 4958(c)(3)(B) .....		<b>6</b>	
	<b>7</b> Notes and loans receivable, net .....		<b>7</b>	
	<b>8</b> Inventories for sale or use .....		<b>8</b>	
	<b>9</b> Prepaid expenses and deferred charges .....	48,785.	<b>9</b>	32,076.
	<b>10a</b> Land, buildings, and equipment: cost or other basis. Complete Part VI of Schedule D .....	<b>10a</b> 10,068.		
	<b>b</b> Less: accumulated depreciation .....	<b>10b</b> 10,068.	<b>10c</b> 0.	0.
	<b>11</b> Investments - publicly traded securities .....		<b>11</b>	
	<b>12</b> Investments - other securities. See Part IV, line 11 .....		<b>12</b>	
	<b>13</b> Investments - program-related. See Part IV, line 11 .....		<b>13</b>	
	<b>14</b> Intangible assets .....	161,668.	<b>14</b>	137,814.
	<b>15</b> Other assets. See Part IV, line 11 .....	9,368.	<b>15</b>	9,368.
<b>16</b> <b>Total assets.</b> Add lines 1 through 15 (must equal line 33) .....	1,394,221.	<b>16</b>	1,859,558.	
<b>Liabilities</b>	<b>17</b> Accounts payable and accrued expenses .....	326,124.	<b>17</b>	177,437.
	<b>18</b> Grants payable .....		<b>18</b>	
	<b>19</b> Deferred revenue .....		<b>19</b>	56,962.
	<b>20</b> Tax-exempt bond liabilities .....		<b>20</b>	
	<b>21</b> Escrow or custodial account liability. Complete Part IV of Schedule D .....		<b>21</b>	
	<b>22</b> Loans and other payables to any current or former officer, director, trustee, key employee, creator or founder, substantial contributor, or 35% controlled entity or family member of any of these persons .....		<b>22</b>	
	<b>23</b> Secured mortgages and notes payable to unrelated third parties .....		<b>23</b>	
	<b>24</b> Unsecured notes and loans payable to unrelated third parties .....		<b>24</b>	
	<b>25</b> Other liabilities (including federal income tax, payables to related third parties, and other liabilities not included on lines 17-24). Complete Part X of Schedule D .....		<b>25</b>	
	<b>26</b> <b>Total liabilities.</b> Add lines 17 through 25 .....	326,124.	<b>26</b>	234,399.
<b>Net Assets or Fund Balances</b>	<b>Organizations that follow FASB ASC 958, check here</b> <input checked="" type="checkbox"/> <b>and complete lines 27, 28, 32, and 33.</b>			
	<b>27</b> Net assets without donor restrictions .....	948,097.	<b>27</b>	1,505,159.
	<b>28</b> Net assets with donor restrictions .....	120,000.	<b>28</b>	120,000.
	<b>Organizations that do not follow FASB ASC 958, check here</b> <input type="checkbox"/> <b>and complete lines 29 through 33.</b>			
	<b>29</b> Capital stock or trust principal, or current funds .....		<b>29</b>	
	<b>30</b> Paid-in or capital surplus, or land, building, or equipment fund .....		<b>30</b>	
	<b>31</b> Retained earnings, endowment, accumulated income, or other funds .....		<b>31</b>	
	<b>32</b> <b>Total net assets or fund balances</b> .....	1,068,097.	<b>32</b>	1,625,159.
	<b>33</b> <b>Total liabilities and net assets/fund balances</b> .....	1,394,221.	<b>33</b>	1,859,558.

Form 990 (2020)

**Part XI Reconciliation of Net Assets**Check if Schedule O contains a response or note to any line in this Part XI ☐

<b>1</b>	Total revenue (must equal Part VIII, column (A), line 12)	<b>1</b>	2,994,890.
<b>2</b>	Total expenses (must equal Part IX, column (A), line 25)	<b>2</b>	2,437,828.
<b>3</b>	Revenue less expenses. Subtract line 2 from line 1	<b>3</b>	557,062.
<b>4</b>	Net assets or fund balances at beginning of year (must equal Part X, line 32, column (A))	<b>4</b>	1,068,097.
<b>5</b>	Net unrealized gains (losses) on investments	<b>5</b>	
<b>6</b>	Donated services and use of facilities	<b>6</b>	
<b>7</b>	Investment expenses	<b>7</b>	
<b>8</b>	Prior period adjustments	<b>8</b>	
<b>9</b>	Other changes in net assets or fund balances (explain on Schedule O)	<b>9</b>	0.
<b>10</b>	Net assets or fund balances at end of year. Combine lines 3 through 9 (must equal Part X, line 32, column (B))	<b>10</b>	1,625,159.

**Part XII Financial Statements and Reporting**Check if Schedule O contains a response or note to any line in this Part XII ☒

	Yes	No
<b>1</b> Accounting method used to prepare the Form 990: <input type="checkbox"/> Cash <input checked="" type="checkbox"/> Accrual <input type="checkbox"/> Other _____ If the organization changed its method of accounting from a prior year or checked "Other," explain in Schedule O.		
<b>2a</b> Were the organization's financial statements compiled or reviewed by an independent accountant? _____ If "Yes," check a box below to indicate whether the financial statements for the year were compiled or reviewed on a separate basis, consolidated basis, or both: <input type="checkbox"/> Separate basis <input type="checkbox"/> Consolidated basis <input type="checkbox"/> Both consolidated and separate basis		<b>X</b>
<b>b</b> Were the organization's financial statements audited by an independent accountant? _____ If "Yes," check a box below to indicate whether the financial statements for the year were audited on a separate basis, consolidated basis, or both: <input checked="" type="checkbox"/> Separate basis <input type="checkbox"/> Consolidated basis <input type="checkbox"/> Both consolidated and separate basis	<b>X</b>	
<b>c</b> If "Yes" to line 2a or 2b, does the organization have a committee that assumes responsibility for oversight of the audit, review, or compilation of its financial statements and selection of an independent accountant? _____ If the organization changed either its oversight process or selection process during the tax year, explain on Schedule O.	<b>X</b>	
<b>3a</b> As a result of a federal award, was the organization required to undergo an audit or audits as set forth in the Single Audit Act and OMB Circular A-133? _____		<b>X</b>
<b>b</b> If "Yes," did the organization undergo the required audit or audits? If the organization did not undergo the required audit or audits, explain why on Schedule O and describe any steps taken to undergo such audits _____		

Form 990 (2020)

**SCHEDULE C**  
**(Form 990 or 990-EZ)**

Department of the Treasury  
Internal Revenue Service

**Political Campaign and Lobbying Activities**

For Organizations Exempt From Income Tax Under section 501(c) and section 527  
▶ **Complete if the organization is described below.** ▶ **Attach to Form 990 or Form 990-EZ.**  
▶ **Go to [www.irs.gov/Form990](http://www.irs.gov/Form990) for instructions and the latest information.**

OMB No. 1545-0047

**2020**

**Open to Public  
Inspection**

**If the organization answered "Yes," on Form 990, Part IV, line 3, or Form 990-EZ, Part V, line 46 (Political Campaign Activities), then**

- Section 501(c)(3) organizations: Complete Parts I-A and B. Do not complete Part I-C.
- Section 501(c) (other than section 501(c)(3)) organizations: Complete Parts I-A and C below. Do not complete Part I-B.
- Section 527 organizations: Complete Part I-A only.

**If the organization answered "Yes," on Form 990, Part IV, line 4, or Form 990-EZ, Part VI, line 47 (Lobbying Activities), then**

- Section 501(c)(3) organizations that have filed Form 5768 (election under section 501(h)): Complete Part II-A. Do not complete Part II-B.
- Section 501(c)(3) organizations that have NOT filed Form 5768 (election under section 501(h)): Complete Part II-B. Do not complete Part II-A.

**If the organization answered "Yes," on Form 990, Part IV, line 5 (Proxy Tax) (See separate instructions) or Form 990-EZ, Part V, line 35c (Proxy Tax) (See separate instructions), then**

- Section 501(c)(4), (5), or (6) organizations: Complete Part III.

Name of organization

**THERMOSTAT RECYCLING CORPORATION**

Employer identification number

**54-1830284**

**Part I-A Complete if the organization is exempt under section 501(c) or is a section 527 organization.**

1 Provide a description of the organization's direct and indirect political campaign activities in Part IV.

2 Political campaign activity expenditures ..... ▶ \$ .....

3 Volunteer hours for political campaign activities ..... ▶ .....

**Part I-B Complete if the organization is exempt under section 501(c)(3).**

1 Enter the amount of any excise tax incurred by the organization under section 4955 ..... ▶ \$ .....

2 Enter the amount of any excise tax incurred by organization managers under section 4955 ..... ▶ \$ .....

3 If the organization incurred a section 4955 tax, did it file Form 4720 for this year? ..... ☐ Yes ☐ No

4a Was a correction made? ..... ☐ Yes ☐ No

b If "Yes," describe in Part IV.

**Part I-C Complete if the organization is exempt under section 501(c), except section 501(c)(3).**

1 Enter the amount directly expended by the filing organization for section 527 exempt function activities ..... ▶ \$ .....

2 Enter the amount of the filing organization's funds contributed to other organizations for section 527  
exempt function activities ..... ▶ \$ .....

3 Total exempt function expenditures. Add lines 1 and 2. Enter here and on Form 1120-POL,  
line 17b ..... ▶ \$ .....

4 Did the filing organization file **Form 1120-POL** for this year? ..... ☐ Yes ☐ No

5 Enter the names, addresses and employer identification number (EIN) of all section 527 political organizations to which the filing organization made payments. For each organization listed, enter the amount paid from the filing organization's funds. Also enter the amount of political contributions received that were promptly and directly delivered to a separate political organization, such as a separate segregated fund or a political action committee (PAC). If additional space is needed, provide information in Part IV.

(a) Name	(b) Address	(c) EIN	(d) Amount paid from filing organization's funds. If none, enter -0-.	(e) Amount of political contributions received and promptly and directly delivered to a separate political organization. If none, enter -0-.

For Paperwork Reduction Act Notice, see the Instructions for Form 990 or 990-EZ.

Schedule C (Form 990 or 990-EZ) 2020

LHA

032041 12-02-20



**Part II-A** Complete if the organization is exempt under section 501(c)(3) and filed Form 5768 (election under section 501(h)).

**A** Check ☐ if the filing organization belongs to an affiliated group (and list in Part IV each affiliated group member's name, address, EIN, expenses, and share of excess lobbying expenditures).

**B** Check ☐ if the filing organization checked box A and "limited control" provisions apply.

Limits on Lobbying Expenditures (The term "expenditures" means amounts paid or incurred.)		(a) Filing organization's totals	(b) Affiliated group totals												
<b>1a</b> Total lobbying expenditures to influence public opinion (grassroots lobbying)															
<b>b</b> Total lobbying expenditures to influence a legislative body (direct lobbying)															
<b>c</b> Total lobbying expenditures (add lines 1a and 1b)															
<b>d</b> Other exempt purpose expenditures															
<b>e</b> Total exempt purpose expenditures (add lines 1c and 1d)															
<b>f</b> Lobbying nontaxable amount. Enter the amount from the following table in both columns.															
<table border="1"> <thead> <tr> <th>If the amount on line 1e, column (a) or (b) is:</th> <th>The lobbying nontaxable amount is:</th> </tr> </thead> <tbody> <tr> <td>Not over \$500,000</td> <td>20% of the amount on line 1e.</td> </tr> <tr> <td>Over \$500,000 but not over \$1,000,000</td> <td>\$100,000 plus 15% of the excess over \$500,000.</td> </tr> <tr> <td>Over \$1,000,000 but not over \$1,500,000</td> <td>\$175,000 plus 10% of the excess over \$1,000,000.</td> </tr> <tr> <td>Over \$1,500,000 but not over \$17,000,000</td> <td>\$225,000 plus 5% of the excess over \$1,500,000.</td> </tr> <tr> <td>Over \$17,000,000</td> <td>\$1,000,000.</td> </tr> </tbody> </table>	If the amount on line 1e, column (a) or (b) is:	The lobbying nontaxable amount is:	Not over \$500,000	20% of the amount on line 1e.	Over \$500,000 but not over \$1,000,000	\$100,000 plus 15% of the excess over \$500,000.	Over \$1,000,000 but not over \$1,500,000	\$175,000 plus 10% of the excess over \$1,000,000.	Over \$1,500,000 but not over \$17,000,000	\$225,000 plus 5% of the excess over \$1,500,000.	Over \$17,000,000	\$1,000,000.			
If the amount on line 1e, column (a) or (b) is:	The lobbying nontaxable amount is:														
Not over \$500,000	20% of the amount on line 1e.														
Over \$500,000 but not over \$1,000,000	\$100,000 plus 15% of the excess over \$500,000.														
Over \$1,000,000 but not over \$1,500,000	\$175,000 plus 10% of the excess over \$1,000,000.														
Over \$1,500,000 but not over \$17,000,000	\$225,000 plus 5% of the excess over \$1,500,000.														
Over \$17,000,000	\$1,000,000.														
<b>g</b> Grassroots nontaxable amount (enter 25% of line 1f)															
<b>h</b> Subtract line 1g from line 1a. If zero or less, enter -0-															
<b>i</b> Subtract line 1f from line 1c. If zero or less, enter -0-															
<b>j</b> If there is an amount other than zero on either line 1h or line 1i, did the organization file Form 4720 reporting section 4911 tax for this year?			<input type="checkbox"/> Yes <input type="checkbox"/> No												

**4-Year Averaging Period Under Section 501(h)**

(Some organizations that made a section 501(h) election do not have to complete all of the five columns below.

See the separate instructions for lines 2a through 2f.)

Lobbying Expenditures During 4-Year Averaging Period					
Calendar year (or fiscal year beginning in)	(a) 2017	(b) 2018	(c) 2019	(d) 2020	(e) Total
<b>2a</b> Lobbying nontaxable amount					
<b>b</b> Lobbying ceiling amount (150% of line 2a, column(e))					
<b>c</b> Total lobbying expenditures					
<b>d</b> Grassroots nontaxable amount					
<b>e</b> Grassroots ceiling amount (150% of line 2d, column (e))					
<b>f</b> Grassroots lobbying expenditures					

Schedule C (Form 990 or 990-EZ) 2020



**SCHEDULE D**  
**(Form 990)**Department of the Treasury  
Internal Revenue Service**Supplemental Financial Statements**▶ **Complete if the organization answered "Yes" on Form 990,  
Part IV, line 6, 7, 8, 9, 10, 11a, 11b, 11c, 11d, 11e, 11f, 12a, or 12b.**  
▶ **Attach to Form 990.**▶ **Go to [www.irs.gov/Form990](http://www.irs.gov/Form990) for instructions and the latest information.**

OMB No. 1545-0047

**2020****Open to Public  
Inspection****Name of the organization****THERMOSTAT RECYCLING CORPORATION****Employer identification number****54-1830284****Part I Organizations Maintaining Donor Advised Funds or Other Similar Funds or Accounts.** Complete if the organization answered "Yes" on Form 990, Part IV, line 6.

	(a) Donor advised funds	(b) Funds and other accounts
1 Total number at end of year .....		
2 Aggregate value of contributions to (during year) .....		
3 Aggregate value of grants from (during year) .....		
4 Aggregate value at end of year .....		
5 Did the organization inform all donors and donor advisors in writing that the assets held in donor advised funds are the organization's property, subject to the organization's exclusive legal control? .....	<input type="checkbox"/> Yes	<input type="checkbox"/> No
6 Did the organization inform all grantees, donors, and donor advisors in writing that grant funds can be used only for charitable purposes and not for the benefit of the donor or donor advisor, or for any other purpose conferring impermissible private benefit? .....	<input type="checkbox"/> Yes	<input type="checkbox"/> No

**Part II Conservation Easements.** Complete if the organization answered "Yes" on Form 990, Part IV, line 7.

1 Purpose(s) of conservation easements held by the organization (check all that apply).  
☐ Preservation of land for public use (for example, recreation or education) ☐ Preservation of a historically important land area  
☐ Protection of natural habitat ☐ Preservation of a certified historic structure  
☐ Preservation of open space

2 Complete lines 2a through 2d if the organization held a qualified conservation contribution in the form of a conservation easement on the last day of the tax year.

	Held at the End of the Tax Year
a Total number of conservation easements .....	2a
b Total acreage restricted by conservation easements .....	2b
c Number of conservation easements on a certified historic structure included in (a) .....	2c
d Number of conservation easements included in (c) acquired after 7/25/06, and not on a historic structure listed in the National Register .....	2d

3 Number of conservation easements modified, transferred, released, extinguished, or terminated by the organization during the tax year ▶ .....

4 Number of states where property subject to conservation easement is located ▶ .....

5 Does the organization have a written policy regarding the periodic monitoring, inspection, handling of violations, and enforcement of the conservation easements it holds? .....

☐ Yes ☐ No

6 Staff and volunteer hours devoted to monitoring, inspecting, handling of violations, and enforcing conservation easements during the year ▶ .....

7 Amount of expenses incurred in monitoring, inspecting, handling of violations, and enforcing conservation easements during the year ▶ \$ .....

8 Does each conservation easement reported on line 2(d) above satisfy the requirements of section 170(h)(4)(B)(i) and section 170(h)(4)(B)(ii)? .....

☐ Yes ☐ No

9 In Part XIII, describe how the organization reports conservation easements in its revenue and expense statement and balance sheet, and include, if applicable, the text of the footnote to the organization's financial statements that describes the organization's accounting for conservation easements.

**Part III Organizations Maintaining Collections of Art, Historical Treasures, or Other Similar Assets.**

Complete if the organization answered "Yes" on Form 990, Part IV, line 8.

1a If the organization elected, as permitted under FASB ASC 958, not to report in its revenue statement and balance sheet works of art, historical treasures, or other similar assets held for public exhibition, education, or research in furtherance of public service, provide in Part XIII the text of the footnote to its financial statements that describes these items.

b If the organization elected, as permitted under FASB ASC 958, to report in its revenue statement and balance sheet works of art, historical treasures, or other similar assets held for public exhibition, education, or research in furtherance of public service, provide the following amounts relating to these items:

(i) Revenue included on Form 990, Part VIII, line 1 .....

(ii) Assets included in Form 990, Part X .....

2 If the organization received or held works of art, historical treasures, or other similar assets for financial gain, provide the following amounts required to be reported under FASB ASC 958 relating to these items:

a Revenue included on Form 990, Part VIII, line 1 .....

b Assets included in Form 990, Part X .....

LHA For Paperwork Reduction Act Notice, see the Instructions for Form 990.

Schedule D (Form 990) 2020

**Part III Organizations Maintaining Collections of Art, Historical Treasures, or Other Similar Assets** (continued)

3 Using the organization's acquisition, accession, and other records, check any of the following that make significant use of its collection items (check all that apply):

a ☐ Public exhibition

d ☐ Loan or exchange program

b ☐ Scholarly research

e ☐ Other \_\_\_\_\_

c ☐ Preservation for future generations

4 Provide a description of the organization's collections and explain how they further the organization's exempt purpose in Part XIII.

5 During the year, did the organization solicit or receive donations of art, historical treasures, or other similar assets

to be sold to raise funds rather than to be maintained as part of the organization's collection? ☐ Yes ☐ No

**Part IV Escrow and Custodial Arrangements.** Complete if the organization answered "Yes" on Form 990, Part IV, line 9, or reported an amount on Form 990, Part X, line 21.

1a Is the organization an agent, trustee, custodian or other intermediary for contributions or other assets not included on Form 990, Part X? ☐ Yes ☐ No

b If "Yes," explain the arrangement in Part XIII and complete the following table:

c Beginning balance

d Additions during the year

e Distributions during the year

f Ending balance

	Amount
1c	
1d	
1e	
1f	

2a Did the organization include an amount on Form 990, Part X, line 21, for escrow or custodial account liability? ☐ Yes ☐ No

b If "Yes," explain the arrangement in Part XIII. Check here if the explanation has been provided on Part XIII ☐

**Part V Endowment Funds.** Complete if the organization answered "Yes" on Form 990, Part IV, line 10.

	(a) Current year	(b) Prior year	(c) Two years back	(d) Three years back	(e) Four years back
1a Beginning of year balance					
b Contributions					
c Net investment earnings, gains, and losses					
d Grants or scholarships					
e Other expenditures for facilities and programs					
f Administrative expenses					
g End of year balance					

2 Provide the estimated percentage of the current year end balance (line 1g, column (a)) held as:

a Board designated or quasi-endowment ☐ %

b Permanent endowment ☐ %

c Term endowment ☐ %

The percentages on lines 2a, 2b, and 2c should equal 100%.

3a Are there endowment funds not in the possession of the organization that are held and administered for the organization by:

(i) Unrelated organizations

(ii) Related organizations

	Yes	No
3a(i)		
3a(ii)		
3b		

b If "Yes" on line 3a(ii), are the related organizations listed as required on Schedule R? ☐

4 Describe in Part XIII the intended uses of the organization's endowment funds.

**Part VI Land, Buildings, and Equipment.**

Complete if the organization answered "Yes" on Form 990, Part IV, line 11a. See Form 990, Part X, line 10.

Description of property	(a) Cost or other basis (investment)	(b) Cost or other basis (other)	(c) Accumulated depreciation	(d) Book value
1a Land				
b Buildings				0.
c Leasehold improvements				0.
d Equipment		10,068.	10,068.	0.
e Other				0.
<b>Total.</b> Add lines 1a through 1e. (Column (d) must equal Form 990, Part X, column (B), line 10c.)				0.

Schedule D (Form 990) 2020

**Part VII Investments - Other Securities.**

Complete if the organization answered "Yes" on Form 990, Part IV, line 11b. See Form 990, Part X, line 12.

(a) Description of security or category (including name of security)	(b) Book value	(c) Method of valuation: Cost or end-of-year market value
(1) Financial derivatives .....		
(2) Closely held equity interests .....		
(3) Other .....		
(A) .....		
(B) .....		
(C) .....		
(D) .....		
(E) .....		
(F) .....		
(G) .....		
(H) .....		
<b>Total.</b> (Col. (b) must equal Form 990, Part X, col. (B) line 12.) ▶		

**Part VIII Investments - Program Related.**

Complete if the organization answered "Yes" on Form 990, Part IV, line 11c. See Form 990, Part X, line 13.

(a) Description of investment	(b) Book value	(c) Method of valuation: Cost or end-of-year market value
(1) .....		
(2) .....		
(3) .....		
(4) .....		
(5) .....		
(6) .....		
(7) .....		
(8) .....		
(9) .....		
<b>Total.</b> (Col. (b) must equal Form 990, Part X, col. (B) line 13.) ▶		

**Part IX Other Assets.**

Complete if the organization answered "Yes" on Form 990, Part IV, line 11d. See Form 990, Part X, line 15.

(a) Description	(b) Book value
(1) .....	
(2) .....	
(3) .....	
(4) .....	
(5) .....	
(6) .....	
(7) .....	
(8) .....	
(9) .....	
<b>Total.</b> (Column (b) must equal Form 990, Part X, col. (B) line 15.) ▶	

**Part X Other Liabilities.**

Complete if the organization answered "Yes" on Form 990, Part IV, line 11e or 11f. See Form 990, Part X, line 25.

1. (a) Description of liability	(b) Book value
(1) Federal income taxes .....	
(2) .....	
(3) .....	
(4) .....	
(5) .....	
(6) .....	
(7) .....	
(8) .....	
(9) .....	
<b>Total.</b> (Column (b) must equal Form 990, Part X, col. (B) line 25.) ▶	

2. Liability for uncertain tax positions. In Part XIII, provide the text of the footnote to the organization's financial statements that reports the organization's liability for uncertain tax positions under FASB ASC 740. Check here if the text of the footnote has been provided in Part XIII ... ☒

Schedule D (Form 990) 2020

**Part XI Reconciliation of Revenue per Audited Financial Statements With Revenue per Return.**

Complete if the organization answered "Yes" on Form 990, Part IV, line 12a.

<b>1</b>	Total revenue, gains, and other support per audited financial statements .....	<b>1</b>	2,994,890.
<b>2</b>	Amounts included on line 1 but not on Form 990, Part VIII, line 12:		
<b>a</b>	Net unrealized gains (losses) on investments .....	<b>2a</b>	
<b>b</b>	Donated services and use of facilities .....	<b>2b</b>	
<b>c</b>	Recoveries of prior year grants .....	<b>2c</b>	
<b>d</b>	Other (Describe in Part XIII.) .....	<b>2d</b>	
<b>e</b>	Add lines <b>2a</b> through <b>2d</b> .....	<b>2e</b>	0.
<b>3</b>	Subtract line <b>2e</b> from line <b>1</b> .....	<b>3</b>	2,994,890.
<b>4</b>	Amounts included on Form 990, Part VIII, line 12, but not on line 1:		
<b>a</b>	Investment expenses not included on Form 990, Part VIII, line 7b .....	<b>4a</b>	
<b>b</b>	Other (Describe in Part XIII.) .....	<b>4b</b>	
<b>c</b>	Add lines <b>4a</b> and <b>4b</b> .....	<b>4c</b>	0.
<b>5</b>	Total revenue. Add lines <b>3</b> and <b>4c</b> . (This must equal Form 990, Part I, line 12.) .....	<b>5</b>	2,994,890.

**Part XII Reconciliation of Expenses per Audited Financial Statements With Expenses per Return.**

Complete if the organization answered "Yes" on Form 990, Part IV, line 12a.

<b>1</b>	Total expenses and losses per audited financial statements .....	<b>1</b>	2,437,828.
<b>2</b>	Amounts included on line 1 but not on Form 990, Part IX, line 25:		
<b>a</b>	Donated services and use of facilities .....	<b>2a</b>	
<b>b</b>	Prior year adjustments .....	<b>2b</b>	
<b>c</b>	Other losses .....	<b>2c</b>	
<b>d</b>	Other (Describe in Part XIII.) .....	<b>2d</b>	
<b>e</b>	Add lines <b>2a</b> through <b>2d</b> .....	<b>2e</b>	0.
<b>3</b>	Subtract line <b>2e</b> from line <b>1</b> .....	<b>3</b>	2,437,828.
<b>4</b>	Amounts included on Form 990, Part IX, line 25, but not on line 1:		
<b>a</b>	Investment expenses not included on Form 990, Part VIII, line 7b .....	<b>4a</b>	
<b>b</b>	Other (Describe in Part XIII.) .....	<b>4b</b>	
<b>c</b>	Add lines <b>4a</b> and <b>4b</b> .....	<b>4c</b>	0.
<b>5</b>	Total expenses. Add lines <b>3</b> and <b>4c</b> . (This must equal Form 990, Part I, line 18.) .....	<b>5</b>	2,437,828.

**Part XIII Supplemental Information.**

Provide the descriptions required for Part II, lines 3, 5, and 9; Part III, lines 1a and 4; Part IV, lines 1b and 2b; Part V, line 4; Part X, line 2; Part XI, lines 2d and 4b; and Part XII, lines 2d and 4b. Also complete this part to provide any additional information.

**PART X, LINE 2:**

TRC IS EXEMPT FROM INCOME TAXES ON ITS EXEMPT ACTIVITIES UNDER SECTION 501 (C) (6) OF THE INTERNAL REVENUE CODE. TRC FOLLOWS ACCOUNTING STANDARDS FOR DEALING WITH UNCERTAINTY IN ACCOUNTING FOR INCOME TAX PROVISIONS. TRC HAS DETERMINED THAT IT DOES NOT HAVE ANY MATERIAL UNRECOGNIZED TAX BENEFITS OR OBLIGATIONS AS OF DECEMBER 31, 2020. YEARS ENDING ON OR AFTER DECEMBER 31, 2017 REMAIN SUBJECT TO EXAMINATION BY FEDERAL AND STATE TAX AUTHORITIES.

**SCHEDULE O**  
**(Form 990 or 990-EZ)**

Department of the Treasury  
Internal Revenue Service

**Supplemental Information to Form 990 or 990-EZ**

Complete to provide information for responses to specific questions on  
Form 990 or 990-EZ or to provide any additional information.

▶ Attach to Form 990 or 990-EZ.

▶ Go to [www.irs.gov/Form990](http://www.irs.gov/Form990) for the latest information.

OMB No. 1545-0047

**2020**

Open to Public  
Inspection

Name of the organization

THERMOSTAT RECYCLING CORPORATION

Employer identification number

54-1830284

FORM 990, PART VI, SECTION A, LINE 3:

THE ASSOCIATION APPOINTED KELLEN MANAGEMENT AS ITS AGENT TO CONDUCT THE  
MANAGEMENT OF THE ASSOCIATION IN ALL ASPECTS TO INCLUDE GENERAL ACTIVITIES,  
BOARD AND COMMITTEE SUPPORT, FINANCIAL MANAGEMENT, TECHNOLOGY AND WEBSITE  
MANAGEMENT, MARKETING AND COMMUNICATIONS, PROGRAM MANAGEMENT, AND  
REGULATORY COMPLIANCE.

FORM 990, PART VI, SECTION A, LINE 6:

INITIAL MEMBERS OF THIS CORPORATION SHALL BE WHITE-RODGERS CORPORATION AND  
HONEYWELL INC. EACH SUCH CORPORATION SHALL BE DEEMED AN ORIGINAL MEMBER OF  
THE CORPORATION, AND ALL CORPORATIONS MAY BE REFERRED TO COLLECTIVELY IN  
THE BY-LAWS AS THE ORIGINAL MEMBERS.

FROM TIME TO TIME, THE BOARD OF DIRECTORS MAY INVITE OTHER THERMOSTAT  
MANUFACTURERS TO PARTICIPATE AS MEMBERS IN THE CORPORATION. SUCH A  
CORPORATION SHALL BECOME A MEMBER ONLY UPON PAYMENT OF FEES AS PROVIDED  
UNDER ARTICLE VII OF THE BY-LAWS.

FORM 990, PART VI, SECTION A, LINE 7A:

THERE SHALL BE A NOMINATING COMMITTEE OF THE BOARD OF DIRECTORS, WHICH  
SHALL CONSIST OF THREE DIRECTORS, ALL OF WHOM ARE EMPLOYED BY ORIGINAL  
MEMBERS. ONE MONTH PRIOR TO THE ANNUAL MEETING OF THE CORPORATION, THE  
NOMINATING COMMITTEE SHALL APPROVE A SLATE OF NOMINEES MEETING THE  
QUALIFICATIONS SET FORTH IN SECTION 2 TO BE SUBMITTED TO THE MEMBERS FOR  
ELECTION AT THE ANNUAL MEETING.

Name of the organization

THERMOSTAT RECYCLING CORPORATION

Employer identification number

54-1830284

FORM 990, PART VI, SECTION B, LINE 11B:

A COPY OF FORM 990 IS PROVIDED TO ALL GOVERNING MEMBERS BEFORE IT IS FILED.  
A REASONABLE AMOUNT OF TIME IS ALLOWED FOR THE GOVERNING MEMBERS TO REVIEW  
THE FORM 990 AND PROVIDE COMMENTS.

FORM 990, PART VI, SECTION C, LINE 19:

TRC MAKES ITS GOVERNING DOCUMENTS, CONFLICT OF INTEREST POLICY, AND  
FINANCIAL STATEMENTS AVAILABLE TO THE PUBLIC UPON REQUEST (VIA E-MAIL OR  
MAIL).

FORM 990, PART IX, LINE 11G, OTHER FEES:

CONSULTING FEES	304,273.
PAYROLL PROCESSING	154.
EVALUATIONS	15,960.
ADVOCACY	308,603.
TOTAL OTHER FEES ON FORM 990, PART IX, LINE 11G, COL A	628,990.

FORM 990, PART XII, LINE 2C

THE PROCESS HAS NOT CHANGED FROM THE PRIOR YEAR. THE BOARD OF  
DIRECTORS ASSUME OVERSIGHT RESPONSIBILITY FOR THE AUDIT.



2020 DEPRECIATION AND AMORTIZATION REPORT

FORM 990 PAGE 10

990

Asset No.	Description	Date Acquired	Method	Life	C o n v	Line No.	Unadjusted Cost Or Basis	Bus % Excl	Section 179 Expense	* Reduction In Basis	Basis For Depreciation	Beginning Accumulated Depreciation	Current Sec 179 Expense	Current Year Deduction	Ending Accumulated Depreciation
1	LAPTOP	07/15/12	SL	5.00		16	1,447.				1,447.	1,447.		0.	1,447.
3	2 DELL COMPUTERS	11/21/12	SL	5.00		16	3,007.				3,007.	3,007.		0.	3,007.
4	DELL OPTIPLEX 7010 SFF	01/05/14	SL	5.00		16	1,231.				1,231.	1,231.		0.	1,231.
5	DELL COMPUTER WITH MICROPHONE	01/31/14	SL	5.00		16	1,933.				1,933.	1,933.		0.	1,933.
6	DELL LAPTOP	05/01/14	SL	5.00		16	1,221.				1,221.	1,221.		0.	1,221.
7	DELL OPTIPLEX 7010 W/22" MONITOR	10/01/14	SL	5.00		16	1,228.				1,228.	1,228.		0.	1,228.
8	SALESFORCE SOFTWARE LICENSES	12/16/16		60M		HY43	3,012.				3,012.	1,832.		602.	2,434.
9	NEW DATABASE	01/31/17		60M		HY43	81,300.				81,300.	48,780.		16,260.	65,040.
10	FIRST PIER	01/01/19		60M		HY43	159,960.				159,960.	31,992.		31,992.	63,984.
	* TOTAL 990 PAGE 10 DEPR & AMORT						254,339.				254,339.	92,671.		48,854.	141,525.

Form **4562**Department of the Treasury  
Internal Revenue Service (99)

Name(s) shown on return

**Depreciation and Amortization**  
(Including Information on Listed Property)

990

▶ Attach to your tax return.

▶ Go to [www.irs.gov/Form4562](http://www.irs.gov/Form4562) for instructions and the latest information.

OMB No. 1545-0172

**2020**Attachment  
Sequence No. **179****THERMOSTAT RECYCLING CORPORATION****FORM 990 PAGE 10****54-1830284****Part I Election To Expense Certain Property Under Section 179** Note: If you have any listed property, complete Part V before you complete Part I.

1	Maximum amount (see instructions)	1	1,040,000.
2	Total cost of section 179 property placed in service (see instructions)	2	
3	Threshold cost of section 179 property before reduction in limitation	3	2,590,000.
4	Reduction in limitation. Subtract line 3 from line 2. If zero or less, enter -0-	4	
5	Dollar limitation for tax year. Subtract line 4 from line 1. If zero or less, enter -0-. If married filing separately, see instructions	5	
6	(a) Description of property	(b) Cost (business use only)	(c) Elected cost
7	Listed property. Enter the amount from line 29	7	
8	Total elected cost of section 179 property. Add amounts in column (c), lines 6 and 7	8	
9	Tentative deduction. Enter the <b>smaller</b> of line 5 or line 8	9	
10	Carryover of disallowed deduction from line 13 of your 2019 Form 4562	10	
11	Business income limitation. Enter the smaller of business income (not less than zero) or line 5	11	
12	Section 179 expense deduction. Add lines 9 and 10, but don't enter more than line 11	12	
13	Carryover of disallowed deduction to 2021. Add lines 9 and 10, less line 12	13	

Note: Don't use Part II or Part III below for listed property. Instead, use Part V.

**Part II Special Depreciation Allowance and Other Depreciation (Don't include listed property.)**

14	Special depreciation allowance for qualified property (other than listed property) placed in service during the tax year	14	
15	Property subject to section 168(f)(1) election	15	
16	Other depreciation (including ACRS)	16	

**Part III MACRS Depreciation (Don't include listed property. See instructions.)****Section A**

17	MACRS deductions for assets placed in service in tax years beginning before 2020	17	
18	If you are electing to group any assets placed in service during the tax year into one or more general asset accounts, check here		

**Section B - Assets Placed in Service During 2020 Tax Year Using the General Depreciation System**

(a) Classification of property	(b) Month and year placed in service	(c) Basis for depreciation (business/investment use only - see instructions)	(d) Recovery period	(e) Convention	(f) Method	(g) Depreciation deduction
19a 3-year property						
b 5-year property						
c 7-year property						
d 10-year property						
e 15-year property						
f 20-year property						
g 25-year property			25 yrs.		S/L	
h Residential rental property	/		27.5 yrs.	MM	S/L	
i Nonresidential real property	/		39 yrs.	MM	S/L	

**Section C - Assets Placed in Service During 2020 Tax Year Using the Alternative Depreciation System**

20a Class life					S/L	
b 12-year			12 yrs.		S/L	
c 30-year	/		30 yrs.	MM	S/L	
d 40-year	/		40 yrs.	MM	S/L	

**Part IV Summary (See instructions.)**

21	Listed property. Enter amount from line 28	21	
22	Total. Add amounts from line 12, lines 14 through 17, lines 19 and 20 in column (g), and line 21. Enter here and on the appropriate lines of your return. Partnerships and S corporations - see instr.	22	0.
23	For assets shown above and placed in service during the current year, enter the portion of the basis attributable to section 263A costs	23	

**Part V****Listed Property** (Include automobiles, certain other vehicles, certain aircraft, and property used for entertainment, recreation, or amusement.)**Note:** For any vehicle for which you are using the standard mileage rate or deducting lease expense, complete only 24a, 24b, columns (a) through (c) of Section A, all of Section B, and Section C if applicable.**Section A - Depreciation and Other Information (Caution: See the instructions for limits for passenger automobiles.)****24a** Do you have evidence to support the business/investment use claimed? ☐ Yes ☐ No **24b** If "Yes," is the evidence written? ☐ Yes ☐ No

(a) Type of property (list vehicles first)	(b) Date placed in service	(c) Business/ investment use percentage	(d) Cost or other basis	(e) Basis for depreciation (business/investment use only)	(f) Recovery period	(g) Method/ Convention	(h) Depreciation deduction	(i) Elected section 179 cost
<b>25</b> Special depreciation allowance for qualified listed property placed in service during the tax year and used more than 50% in a qualified business use							<b>25</b>	
<b>26</b> Property used more than 50% in a qualified business use:								
	:	%						
	:	%						
	:	%						
<b>27</b> Property used 50% or less in a qualified business use:								
	:	%			S/L -			
	:	%			S/L -			
	:	%			S/L -			
<b>28</b> Add amounts in column (h), lines 25 through 27. Enter here and on line 21, page 1							<b>28</b>	
<b>29</b> Add amounts in column (i), line 26. Enter here and on line 7, page 1							<b>29</b>	

**Section B - Information on Use of Vehicles**

Complete this section for vehicles used by a sole proprietor, partner, or other "more than 5% owner," or related person. If you provided vehicles to your employees, first answer the questions in Section C to see if you meet an exception to completing this section for those vehicles.

	(a) Vehicle	(b) Vehicle	(c) Vehicle	(d) Vehicle	(e) Vehicle	(f) Vehicle
<b>30</b> Total business/investment miles driven during the year ( <b>don't</b> include commuting miles)						
<b>31</b> Total commuting miles driven during the year						
<b>32</b> Total other personal (noncommuting) miles driven						
<b>33</b> Total miles driven during the year. Add lines 30 through 32						
<b>34</b> Was the vehicle available for personal use during off-duty hours?	Yes No	Yes No	Yes No	Yes No	Yes No	Yes No
<b>35</b> Was the vehicle used primarily by a more than 5% owner or related person?						
<b>36</b> Is another vehicle available for personal use?						

**Section C - Questions for Employers Who Provide Vehicles for Use by Their Employees**Answer these questions to determine if you meet an exception to completing Section B for vehicles used by employees who **aren't** more than 5% owners or related persons.

	Yes	No
<b>37</b> Do you maintain a written policy statement that prohibits all personal use of vehicles, including commuting, by your employees?		
<b>38</b> Do you maintain a written policy statement that prohibits personal use of vehicles, except commuting, by your employees? See the instructions for vehicles used by corporate officers, directors, or 1% or more owners		
<b>39</b> Do you treat all use of vehicles by employees as personal use?		
<b>40</b> Do you provide more than five vehicles to your employees, obtain information from your employees about the use of the vehicles, and retain the information received?		
<b>41</b> Do you meet the requirements concerning qualified automobile demonstration use?		

**Note:** If your answer to 37, 38, 39, 40, or 41 is "Yes," don't complete Section B for the covered vehicles.**Part VI Amortization**

(a) Description of costs	(b) Date amortization begins	(c) Amortizable amount	(d) Code section	(e) Amortization period or percentage	(f) Amortization for this year
<b>42</b> Amortization of costs that begins during your 2020 tax year:					
	:				
	:				
<b>43</b> Amortization of costs that began before your 2020 tax year					<b>43</b>
					48,854.
<b>44</b> <b>Total.</b> Add amounts in column (f). See the instructions for where to report					<b>44</b>
					48,854.

**Rhode Island**  
**2021 Miss You Calls**

Location Type	Account	Location: Name	Street	City	State	Zip Code	Subject	Activity Date
Wholesaler	Robinson Plumbing & Heating Supply, Co	Robinson Plumbing & Heating Supply	1 FREEWAY DRIVE	CRANSTON	RI	02920	Miss You Call	10/19/2021
Wholesaler	Robinson Plumbing & Heating Supply, Co	Robinson Plumbing & Heating Supply	1 FREEWAY DRIVE	CRANSTON	RI	02920	Miss You Call	2/18/2021
Wholesaler	Robinson Plumbing & Heating Supply, Co	Robinson Plumbing & Heating Supply	1 FREEWAY DRIVE	CRANSTON	RI	02920	Miss You Call	7/28/2021
HVAC Contractor	Petro	Woods Heating	22 Almeida Avenue	East Providence	RI	02914	Miss You Call	10/20/2021
HVAC Contractor	Petro	Woods Heating	22 Almeida Avenue	East Providence	RI	02914	Miss You Call	2/18/2021
Wholesaler	Plumber's Supply	Plumber's Supply	41 Commercial Way	East Providence	RI	02914	Miss You Call	2/18/2021
HVAC Contractor	Petro	Woods Heating	22 Almeida Avenue	East Providence	RI	02914	Miss You Call	7/29/2021
HVAC Contractor	Gem Plumbing & Heating	Gem Plumbing & Heating	1 WELLINGTON ROAD	LINCOLN	RI	02865	Miss You Call	10/20/2021
HVAC Contractor	Gem Plumbing & Heating	Gem Plumbing & Heating	1 WELLINGTON ROAD	LINCOLN	RI	02865	Miss You Call	2/18/2021
HVAC Contractor	Gem Plumbing & Heating	Gem Plumbing & Heating	1 WELLINGTON ROAD	LINCOLN	RI	02865	Miss You Call	7/29/2021
Wholesaler	Supply New England	Supply New England	119 OLIPHANT LANE	MIDDLETOWN	RI	02842	Miss You Call	2/17/2021
Wholesaler	Supply New England	Supply New England	119 OLIPHANT LANE	MIDDLETOWN	RI	02842	Miss You Call	7/21/2021
Wholesaler	Supply New England	Supply New England	273 LONSDALE AVE.	PAWTUCKET	RI	02860	Miss You Call	10/7/2021
Wholesaler	Supply New England	Supply New England	273 LONSDALE AVE.	PAWTUCKET	RI	02860	Miss You Call	2/17/2021
Wholesaler	Supply New England	Supply New England	273 LONSDALE AVE.	PAWTUCKET	RI	02860	Miss You Call	7/21/2021
HVAC Contractor	Petro	Buckley Heating & Cooling	1632 Kingstown Road	Peace Dale	RI	02879	Miss You Call	10/19/2021
HVAC Contractor	Petro	Buckley Heating & Cooling	1632 Kingstown Road	Peace Dale	RI	02879	Miss You Call	2/18/2021
HVAC Contractor	Petro	Buckley Heating & Cooling	1632 Kingstown Road	Peace Dale	RI	02879	Miss You Call	7/29/2021
Wholesaler	Johnstone Supply	Johnstone Supply Co	50 NIAN TIC AVE	Providence	RI	02907	Miss You Call	10/13/2021
Wholesaler	The Portland Group	The Portland Group - Spritzo Provide	333-339 Harris Avenue	Providence	RI	02909	Miss You Call	10/18/2021
Wholesaler	Furnace & Duct Supply Co. Inc.	Furnace & Duct Supply Co. Inc.	635 ELMWOOD AVE.	PROVIDENCE	RI	02907	Miss You Call	10/19/2021
HVAC Contractor	Regan Heating And A/C	Regan Heating And A/C	235 Georgia Avenue	Providence	RI	02905	Miss You Call	10/21/2021
Wholesaler	Cohen Heating Supply Company	Cohen Heating Supply Company	38 BATH STREET	PROVIDENCE	RI	02908	Miss You Call	10/7/2021
Wholesaler	Cohen Heating Supply Company	Cohen Heating Supply Company	38 BATH STREET	PROVIDENCE	RI	02908	Miss You Call	2/17/2021
Wholesaler	John F. White & Co	John F. White & Co	31 NARRAGANSETT AVE.	PROVIDENCE	RI	02907	Miss You Call	2/17/2021
Wholesaler	Ardente Supply Co Inc.	Ardente Supply Co Inc.	404 VALLEY STREET	PROVIDENCE	RI	02908	Miss You Call	2/18/2021
Wholesaler	Johnstone Supply	Johnstone Supply Co	50 NIAN TIC AVE	Providence	RI	02907	Miss You Call	2/18/2021
Wholesaler	Furnace & Duct Supply Co. Inc.	Furnace & Duct Supply Co. Inc.	635 ELMWOOD AVE.	PROVIDENCE	RI	02907	Miss You Call	2/18/2021
Wholesaler	S.G. Torrice Co	S. G. Torrice Corp	300 NIAN TIC AVE	PROVIDENCE	RI	02907	Miss You Call	2/18/2021
Wholesaler	The Portland Group	The Portland Group - Spritzo Provide	333-339 Harris Avenue	Providence	RI	02909	Miss You Call	2/18/2021
HVAC Contractor	Regan Heating And A/C	Regan Heating And A/C	235 Georgia Avenue	Providence	RI	02905	Miss You Call	2/18/2021
Wholesaler	Cohen Heating Supply Company	Cohen Heating Supply Company	38 BATH STREET	PROVIDENCE	RI	02908	Miss You Call	7/21/2021
Wholesaler	Johnstone Supply	Johnstone Supply Co	50 NIAN TIC AVE	Providence	RI	02907	Miss You Call	7/26/2021
Wholesaler	S.G. Torrice Co	S. G. Torrice Corp	300 NIAN TIC AVE	PROVIDENCE	RI	02907	Miss You Call	7/26/2021
Wholesaler	Furnace & Duct Supply Co. Inc.	Furnace & Duct Supply Co. Inc.	635 ELMWOOD AVE.	PROVIDENCE	RI	02907	Miss You Call	7/28/2021
Wholesaler	The Portland Group	The Portland Group - Spritzo Provide	333-339 Harris Avenue	Providence	RI	02909	Miss You Call	7/28/2021
Wholesaler	Ardente Supply Co Inc.	Ardente Supply Co Inc.	404 VALLEY STREET	PROVIDENCE	RI	02908	Miss You Call	7/29/2021
HVAC Contractor	Regan Heating And A/C	Regan Heating And A/C	235 Georgia Avenue	Providence	RI	02905	Miss You Call	7/29/2021
HVAC Contractor	Wakefield Heating Service LLC	Wakefield Heating Service LLC	534 Shannock Rd	Wakefield	RI	02879	Miss You Call	10/21/2021
HVAC Contractor	Wakefield Heating Service LLC	Wakefield Heating Service LLC	534 Shannock Rd	Wakefield	RI	02879	Miss You Call	2/18/2021
HVAC Contractor	Wakefield Heating Service LLC	Wakefield Heating Service LLC	534 Shannock Rd	Wakefield	RI	02879	Miss You Call	7/29/2021
Wholesaler	Watsco	Carrier Enterprise	33 Plan Way Bldg 1	Warwick	RI	02886	Miss You Call	10/19/2021
Wholesaler	Delta T Distributors	Api Of Nh Delta T	56 Dewey Avenue	Warwick	RI	02886	Miss You Call	10/8/2021
Wholesaler	Delta T Distributors	Api Of Nh Delta T	56 Dewey Avenue	Warwick	RI	02886	Miss You Call	2/18/2021
Wholesaler	Watsco	Carrier Enterprise	33 Plan Way Bldg 1	Warwick	RI	02886	Miss You Call	2/18/2021
Wholesaler	Delta T Distributors	Api Of Nh Delta T	56 Dewey Avenue	Warwick	RI	02886	Miss You Call	7/26/2021
Wholesaler	Watsco	Carrier Enterprise	33 Plan Way Bldg 1	Warwick	RI	02886	Miss You Call	7/28/2021

**Rhode Island****2021 Miss You Calls**

Wholesaler	The Granite Group	The Granite Group	114 CROSS STREET	WESTERLY	RI	02891	Miss You Call	2/17/2021
HVAC Contractor	Kafin Oil Company	Kafin Oil Company	22 Hamlet Avenue	Woonsocket	RI	02895	Miss You Call	10/18/2021
HVAC Contractor	Petro	Petro Holdings Inc.	1182 River Street	Woonsocket	RI	02895	Miss You Call	10/20/2021
HVAC Contractor	Petro	Petro Holdings Inc.	1182 River Street	Woonsocket	RI	02895	Miss You Call	2/18/2021
HVAC Contractor	Kafin Oil Company	Kafin Oil Company	22 Hamlet Avenue	Woonsocket	RI	02895	Miss You Call	2/18/2021
HVAC Contractor	Kafin Oil Company	Kafin Oil Company	22 Hamlet Avenue	Woonsocket	RI	02895	Miss You Call	7/28/2021
HVAC Contractor	Petro	Petro Holdings Inc.	1182 River Street	Woonsocket	RI	02895	Miss You Call	7/29/2021

**Rhode Island  
2021 Site Visits**

Location Type	Account	Location: Name	Street	City	State	Zip Code	Subject	Activity Date
Wholesaler	Superior Comfort Inc.	Superior Comfort Inc.	257 Franklin Street	Bristol	RI	02809	Site Visit	11/30/2021
HVAC Contractor	Stedman & Kazounis Plumbing & Heating Co	Stedman & Kazounis Plumbing & Heating Co	10 CROSSLAND STREET	CHARLESTOWN	RI	02813	Site Visit	11/30/2021
Wholesaler	Atlantic Supply	Atlantic Supply	1000 TIOGUE AVE	COVENTRY	RI	02816	Site Visit	11/30/2021
HVAC Contractor	Solarcity	Solarcity Dba Tesla	70 Centre of New England B	Coventry	RI	02816	Site Visit	11/30/2021
Wholesaler	Robinson Plumbing & Heating Supply, Co	Robinson Plumbing & Heating Supply	1 FREEWAY DRIVE	CRANSTON	RI	02920	Site Visit	11/30/2021
HVAC Contractor	Rise Engineering	Rise Engineering	1341 Elmwood Avenue	Cranston	RI	02910	Site Visit	11/30/2021
Wholesaler	Bell Simons	Bell Simons Co	90 Kenwood Street	Cranston	RI	02907	Site Visit	11/30/2021
HVAC Contractor	Petro	Woods Heating	22 Almeida Avenue	East Providence	RI	02914	Site Visit	11/30/2021
Wholesaler	Plumber's Supply	Plumber's Supply	41 Commercial Way	East Providence	RI	02914	Site Visit	11/30/2021
Wholesaler	Smithfield Plumbing & Heating Supply	Smithfield Plumbing & Heating Supply	1 AUSTIN AVE.	GREENVILLE	RI	02828	Site Visit	11/30/2021
HVAC Contractor	H.V. Holland, Inc.	H.V. Holland, Inc.	2 Hammett Court	Jamestown	RI	02835	Site Visit	11/30/2021
HVAC Contractor	Restivo's Heating And Air Conditioning, Ltd	Restivo's Heating And Air Conditioning	295 Scituate Ave.	Johnston	RI	02919	Site Visit	11/30/2021
HVAC Contractor	Gem Plumbing & Heating	Gem Plumbing & Heating	1 WELLINGTON ROAD	LINCOLN	RI	02865	Site Visit	11/30/2021
Wholesaler	Supply New England	Supply New England	119 OLIPHANT LANE	MIDDLETOWN	RI	02842	Site Visit	11/30/2021
Wholesaler	Plumber Supply Co	Plumber Supply Co	305 Oliphant Ln	Middletown	RI	02842	Site Visit	11/30/2021
Wholesaler	Supply New England	Supply New England	273 LONSDALE AVE.	PAWTUCKET	RI	02860	Site Visit	11/30/2021
Wholesaler	Bell Simons	Simon's Supply Co Inc	19 SLADE STREET	PAWTUCKET	RI	02861	Site Visit	11/30/2021
HVAC Contractor	Petro	Buckley Heating & Cooling	1632 Kingstown Road	Peace Dale	RI	02879	Site Visit	11/30/2021
Wholesaler	Supply New England	Supply New England	1425 KINGSTOWN RD.	PEACE DALE	RI	02883	Site Visit	11/30/2021
HVAC Contractor	R.B. Queern & Co., Inc.	R.B. Queern & Co., Inc.	200 High Point Avenue	Portsmouth	RI	02871	Site Visit	11/30/2021
Wholesaler	Ardente Supply Co Inc.	Ardente Supply Co Inc.	404 VALLEY STREET	PROVIDENCE	RI	02908	Site Visit	11/30/2021
Wholesaler	Automatic Heating Equipment	Automatic Heating Equipment	400 CHARLES ST	PROVIDENCE	RI	02904	Site Visit	11/30/2021
Wholesaler	Johnstone Supply	Johnstone Supply Co	50 NIAN TIC AVE	Providence	RI	02907	Site Visit	11/30/2021
Wholesaler	Cohen Heating Supply Company	Cohen Heating Supply Company	38 BATH STREET	PROVIDENCE	RI	02908	Site Visit	11/30/2021
Wholesaler	Furnace & Duct Supply Co. Inc.	Furnace & Duct Supply Co. Inc.	635 ELMWOOD AVE.	PROVIDENCE	RI	02907	Site Visit	11/30/2021
Wholesaler	John F. White & Co	John F. White & Co	31 NARRAGANSETT AVE.	PROVIDENCE	RI	02907	Site Visit	11/30/2021
HVAC Contractor	Santoro Oil Co.	Santoro Oil Co.	101 CORLISS ST	PROVIDENCE	RI	02904	Site Visit	11/30/2021
Wholesaler	S.G. Torrice Co	S. G. Torrice Corp	300 NIAN TIC AVE	PROVIDENCE	RI	02907	Site Visit	11/30/2021
Wholesaler	The Portland Group	The Portland Group - Spritzo Provid	333-339 Harris Avenue	Providence	RI	02909	Site Visit	11/30/2021
Wholesaler	R. E. Michel Co.	R.E. Michel Company, Inc	85 CORLISS STREET, REAR	PROVIDENCE	RI	02904	Site Visit	11/30/2021
Wholesaler	R. E. Michel Co.	R.E. Michel Company, Inc.	124 Narrangassett Avenue	Providence	RI	02907	Site Visit	11/30/2021
Wholesaler	Sid Harvey	Sid Harvey Industries	89 CORLISS ST	PROVIDENCE	RI	02904	Site Visit	11/30/2021
HVAC Contractor	Regan Heating And A/C	Regan Heating And A/C	235 Georgia Avenue	Providence	RI	02905	Site Visit	11/30/2021
Wholesaler	United Refrigeration	United Refrigeration Inc	185 TORONTO AVENUE	PROVIDENCE	RI	02905	Site Visit	11/30/2021
HVAC Contractor	Carjon Air Conditioning & Heating	Carjon Air Conditioning & Heating	4 Enterprise Lane	Smithfield	RI	02917	Site Visit	11/30/2021
HVAC Contractor	Petro	Petro	550 Fish Road	Tiverton	RI	02878	Site Visit	11/30/2021
HVAC Contractor	Wakefield Heating Service LLC	Wakefield Heating Service LLC	534 Shannock Rd	Wakefield	RI	02879	Site Visit	11/30/2021
HVAC Contractor	Petro	Petro	141 Knight Street	Warwick	RI	02886	Site Visit	11/30/2021
Wholesaler	Supply New England	Supply New England	361 JEFFERSON BLVD.	WARWICK	RI	02886	Site Visit	11/30/2021
Wholesaler	Delta T Distributors	Api Of Nh Delta T	56 Dewey Avenue	Warwick	RI	02886	Site Visit	11/30/2021
Wholesaler	F.W. Webb	F. W. Webb Co	101 JEFFERSON BLVD	WARWICK	RI	02888	Site Visit	11/30/2021
Wholesaler	Watsco	Carrier Enterprise	33 Plan Way Bldg 1	Warwick	RI	02886	Site Visit	11/30/2021
Wholesaler	The Granite Group	The Granite Group	114 CROSS STREET	WESTERLY	RI	02891	Site Visit	11/30/2021
Wholesaler	Viking Supply	Viking Supply Co	36 FRIENDSHIP STREET	WESTERLY	RI	02891	Site Visit	11/30/2021
HVAC Contractor	Petro	Petro Holdings Inc.	1182 River Street	Woonsocket	RI	02895	Site Visit	11/30/2021
HVAC Contractor	Kafin Oil Company	Kafin Oil Company	22 Hamlet Avenue	Woonsocket	RI	02895	Site Visit	11/30/2021

**Rhode Island**  
**2021 Collection Location Summary Report**

Bin Bar Code	Location Status	Location Type	Account: TRC Account Name	Name	Street	City	State	Zip Code	Contact Phone	Return Date	Number of Loose Switches	Number of Mercury Thermostats	Total Mercury Volume (lbs.)
	Active	Wholesaler	Superior Comfort Inc.	Superior Comfort Inc.	257 Franklin Street	Bristol	RI	02809	401-396-9171				
M13198	Active	HVAC Contractor	Stedman & Kazounis Plumbing	Stedman & Kazounis Plumbing	10 CROSSLAND STREET	CHARLESTOWN	RI	02813	(401) 364-9888	11/22/2021	0	8	0.0496
	Active	HVAC Contractor	Stedman & Kazounis Plumbing	Stedman & Kazounis Plumbing	10 CROSSLAND STREET	CHARLESTOWN	RI	02813	(401) 364-9888				
	Inactive	HVAC Contractor	Stedman & Kazounis Plumbing	Stedman & Kazounis Plumbing	10 CROSSLAND ST.	CHARLESTOWN	RI	02813	401-364-9888				
M16834	Active	Wholesaler	Atlantic Supply	Atlantic Supply	1000 TIOGUE AVE	COVENTRY	RI	02816	(401) 823-0800	12/1/2021	0	26	0.186
	Active	HVAC Contractor	Solarcity	Solarcity Db	70 Centre of New England Boulev	Coventry	RI	02816					
M12751	Active	HVAC Contractor	Rise Engineering	Rise Engineering	1341 Elmwood Avenue	Cranston	RI	02910	401-784-3700	10/14/2021	0	107	0.7006
M17381	Active	HVAC Contractor	Rise Engineering	Rise Engineering	1341 Elmwood Avenue	Cranston	RI	02910	401-784-3700	10/14/2021	0	96	0.6882
M16235	Active	Wholesaler	Robinson Plumbing & Heating S	Robinson Plumbing & Heating Sup	1 FREEWAY DRIVE	CRANSTON	RI	02920	401-467-0200	11/22/2021	0	8	0.0496
M17999	Active	HVAC Contractor	Rise Engineering	Rise Engineering	1341 Elmwood Avenue	Cranston	RI	02910	401-784-3700	11/24/2021	0	127	0.7874
M12751	Active	HVAC Contractor	Rise Engineering	Rise Engineering	1341 Elmwood Avenue	Cranston	RI	02910	401-784-3700	2/23/2021	0	114	0.7068
M17999	Active	HVAC Contractor	Rise Engineering	Rise Engineering	1341 Elmwood Avenue	Cranston	RI	02910	401-784-3700	2/23/2021	0	118	0.7316
M17381	Active	HVAC Contractor	Rise Engineering	Rise Engineering	1341 Elmwood Avenue	Cranston	RI	02910	401-784-3700	2/23/2021	0	95	0.589
M17999	Active	HVAC Contractor	Rise Engineering	Rise Engineering	1341 Elmwood Avenue	Cranston	RI	02910	401-784-3700	4/1/2021	0	129	0.7998
M17381	Active	HVAC Contractor	Rise Engineering	Rise Engineering	1341 Elmwood Avenue	Cranston	RI	02910	401-784-3700	4/1/2021	0	118	0.7564
M17389	Active	HVAC Contractor	Rise Engineering	Rise Engineering	1341 Elmwood Avenue	Cranston	RI	02910	401-784-3700	4/1/2021	0	96	0.6076
M16646	Active	Wholesaler	Bell Simons	Bell Simons Co	90 Kenwood Street	Cranston	RI	02907	(401) 944-0200	4/19/2021	0	170	1.054
M12751	Active	HVAC Contractor	Rise Engineering	Rise Engineering	1341 Elmwood Avenue	Cranston	RI	02910	401-784-3700	7/7/2021	0	140	0.868
M17389	Active	HVAC Contractor	Rise Engineering	Rise Engineering	1341 Elmwood Avenue	Cranston	RI	02910	401-784-3700	7/7/2021	0	127	0.7874
M12751	Active	HVAC Contractor	Rise Engineering	Rise Engineering	1341 Elmwood Avenue	Cranston	RI	02910	401-784-3700	8/12/2021	0	114	0.7068
M17381	Active	HVAC Contractor	Rise Engineering	Rise Engineering	1341 Elmwood Avenue	Cranston	RI	02910	401-784-3700	8/13/2021	0	109	0.6758
M17389	Active	HVAC Contractor	Rise Engineering	Rise Engineering	1341 Elmwood Avenue	Cranston	RI	02910	401-784-3700	9/17/2021	0	100	0.62
	Active	Wholesaler	Bell Simons	Bell Simons Co	90 Kenwood Street	Cranston	RI	02907	(401) 944-0200				
	Inactive	Wholesaler	Johnstone Supply	Johnstone Supply		CRANSTON	RI	02907-3143					
	Active	HVAC Contractor	Rise Engineering	Rise Engineering	1341 Elmwood Avenue	Cranston	RI	02910	401-784-3700				
	Active	HVAC Contractor	Rise Engineering	Rise Engineering	1341 Elmwood Avenue	Cranston	RI	02910	401-784-3700				
	Active	HVAC Contractor	Rise Engineering	Rise Engineering	1341 Elmwood Avenue	Cranston	RI	02910	401-784-3700				
	Active	HVAC Contractor	Rise Engineering	Rise Engineering	1341 Elmwood Avenue	Cranston	RI	02910	401-784-3700				
M15727	Active	Wholesaler	Plumber's Supply	Plumber's Supply	41 Commercial Way	East Providence	RI	02914	401-431-0800	2/23/2021	0	20	0.1426
	Active	HVAC Contractor	Petro	Woods Heating	22 Almeida Avenue	East Providence	RI	02914	401-434-1487				
	Active	Wholesaler	Plumber's Supply	Plumber's Supply	41 Commercial Way	East Providence	RI	02914	401-431-0800				
	Inactive	Wholesaler	Trane (Closed)	Trane (Closed)	50 VISION BLVD.	EAST PROVIDENCE	RI	02914	401 434 3145				
	Inactive	Wholesaler	Trane (Closed)	Trane (Closed)	50 VISION BLVD.	EAST PROVIDENCE	RI	02914	401 434 3145				
	Active	Wholesaler	Smithfield Plumbing & Heating	Smithfield Plumbing & Heating	1 AUSTIN AVE.	GREENVILLE	RI	02828	401-949-0110				
	Active	HVAC Contractor	H.V. Holland, Inc.	H.V. Holland, Inc.	2 Hammett Court	Jamestown	RI	02835	401-423-0614				
	Active	HVAC Contractor	Restivo's Heating And Air Condi	Restivo's Heating And Air Conditio	295 Scituate Ave.	Johnston	RI	02919	401-351-7378				
	Inactive	HHW	Rhode Island Resource Recover	Rhode Island Resource Recovery	C54 SHUN PIKE	JOHNSTON	RI	02919					
	Inactive	HHW	Rhode Island Resource Recover	Rhode Island Resource Recovery	C54 SHUN PIKE	JOHNSTON	RI	02919					
	Inactive	HHW	Rhode Island Resource Recover	Rhode Island Resource Recovery	C54 SHUN PIKE	JOHNSTON	RI	02919					
	Active	HVAC Contractor	Gem Plumbing & Heating	Gem Plumbing & Heating	1 WELLINGTON ROAD	LINCOLN	RI	02865	401-459-4874				
	Active	HVAC Contractor	Gem Plumbing & Heating	Gem Plumbing & Heating	1 WELLINGTON ROAD	LINCOLN	RI	02865	401-459-4874				
	Active	HVAC Contractor	Gem Plumbing & Heating	Gem Plumbing & Heating	1 WELLINGTON ROAD	LINCOLN	RI	02865	401-459-4874				
	Active	HVAC Contractor	Gem Plumbing & Heating	Gem Plumbing & Heating	1 WELLINGTON ROAD	LINCOLN	RI	02865	401-459-4874				
M15728	Active	Wholesaler	Plumber Supply Co	Plumber Supply Co	305 Oliphant Ln	Middletown	RI	02842		11/24/2021	0	21	0.1798
P10154	Active	Wholesaler	Supply New England	Supply New England	119 OLIPHANT LANE	MIDDLETOWN	RI	02842	401-846-6830	7/9/2021	0	6	0.0372
	Active	Wholesaler	Supply New England	Supply New England	119 OLIPHANT LANE	MIDDLETOWN	RI	02842	401-846-6830				
	Active	Wholesaler	Supply New England	Supply New England	119 OLIPHANT LANE	MIDDLETOWN	RI	02842	401-846-6830				
M15732	Active	Wholesaler	Supply New England	Supply New England	273 LONSDALE AVE.	PAWTUCKET	RI	02860	401-722-7010	11/22/2021	0	14	0.0868
M15746	Active	Wholesaler	Bell Simons	Simon's Supply Co Inc	19 SLADE STREET	PAWTUCKET	RI	02861	401 722 0200	11/30/2021	0	23	0.1426
M15913	Inactive	Wholesaler	Homans Associates LLC	Homans Associates LLC	203 CONCORD STREET SUITE 431	PAWTUCKET	RI	02861	401-726-9300	5/20/2021	0	2	0.0124
	Inactive	Wholesaler	Homans Associates LLC	Homans Associates LLC	203 CONCORD STREET SUITE 431	PAWTUCKET	RI	02861	401-726-9300				
	Active	HVAC Contractor	Petro	Buckley Heating & Cooling	1632 Kingstown Road	Peace Dale	RI	02879	401-789-9711				
M15733	Active	Wholesaler	Supply New England	Supply New England	1425 KINGSTOWN RD.	PEACEDALE	RI	02883	401-789-0991	11/22/2021	0	13	0.0806
M18124	Active	HVAC Contractor	R.B. Queern & Co., Inc.	R.B. Queern & Co., Inc.	200 High Point Avenue	Portsmouth	RI	02871	401-849-0095	11/24/2021	0	19	0.1178
M14304	Active	Wholesaler	Furnace & Duct Supply Co. Inc.	Furnace & Duct Supply Co. Inc.	635 ELMWOOD AVE.	PROVIDENCE	RI	02907	401-941-3800	11/24/2021	0	24	0.1612
M12746	Active	Wholesaler	Johnstone Supply	Johnstone Supply Co	50 NIANCIG AVE	Providence	RI	02907	401-946-9444	11/24/2021	0	53	0.4898
M15150	Active	Wholesaler	R. E. Michel Co.	R.E. Michel Company, Inc.	124 Narrangasset Avenue	Providence	RI	02907	401-461-1117	11/24/2021	0	21	0.1302
M15152	Active	HVAC Contractor	Santoro Oil Co.	Santoro Oil Co.	101 CORLISS ST	PROVIDENCE	RI	02904		11/24/2021	0	39	0.2542
M15151	Active	Wholesaler	Sid Harvey	Sid Harvey Industries	89 CORLISS ST	PROVIDENCE	RI	02904	401-521-9332	11/24/2021	0	73	0.4774
M21304	Active	Wholesaler	The Portland Group	The Portland Group - Spritzo Provi	333-339 Harris Avenue	Providence	RI	02909	401-273-3044	11/24/2021	0	17	0.1302

**Rhode Island**  
**2021 Collection Location Summary Report**

M15159	Active	Wholesaler	John F. White & Co	John F. White & Co	31 NARRAGANSETT AVE.	PROVIDENCE	RI	02907	401-461-3333	5/6/2021	0	46	0.3038
M15931	Active	Wholesaler	United Refrigeration	United Refrigeration Inc	185 TORONTO AVENUE	PROVIDENCE	RI	02905	401-467-3600	7/21/2021	0	19	0.1674
M15978	Active	Wholesaler	Ardente Supply Co Inc.	Ardente Supply Co Inc.	404 VALLEY STREET	PROVIDENCE	RI	02908	401-861-1324	8/24/2021	0	5	0.0372
M15942	Active	Wholesaler	S.G. Torrice Co	S. G. Torrice Corp	300 NIANITIC AVE	PROVIDENCE	RI	02907	401-490-4425	9/7/2021	0	5	0.031
	Active	Wholesaler	Ardente Supply Co Inc.	Ardente Supply Co Inc.	404 VALLEY STREET	PROVIDENCE	RI	02908	401-861-1324				
	Active	Wholesaler	Ardente Supply Co Inc.	Ardente Supply Co Inc.	404 VALLEY STREET	PROVIDENCE	RI	02908	401-861-1324				
	Active	Wholesaler	Ardente Supply Co Inc.	Ardente Supply Co Inc.	404 VALLEY STREET	PROVIDENCE	RI	02908	401-861-1324				
	Active	Wholesaler	Automatic Heating Equipment	Automatic Heating Equipment	400 CHARLES ST	PROVIDENCE	RI	02904	401 521-8877				
	Inactive	Wholesaler	Bell Simons	Bell Simons Co	101 PRINTERY STREET	PROVIDENCE	RI	02904	401-274-4180				
	Inactive	Wholesaler	Bell Simons	Bell Simons Co	101 PRINTERY STREET	PROVIDENCE	RI	02904	401-274-4180				
	Active	Wholesaler	Cohen Heating Supply Company	Cohen Heating Supply Company	38 BATH STREET	PROVIDENCE	RI	02908	(401) 751-7200				
	Active	Wholesaler	Cohen Heating Supply Company	Cohen Heating Supply Company	38 BATH STREET	PROVIDENCE	RI	02908	(401) 751-7200				
	Inactive	Wholesaler	Delta T Distributors	Delta T Distributors	89 Corliss Street	Providence	RI	02904	401-861-1776				
	Active	Wholesaler	Furnace & Duct Supply Co. Inc.	Furnace & Duct Supply Co. Inc.	635 ELMWOOD AVE.	PROVIDENCE	RI	02907	401-941-3800				
	Active	Wholesaler	John F. White & Co	John F. White & Co	31 NARRAGANSETT AVE.	PROVIDENCE	RI	02907	401-461-3333				
	Active	Wholesaler	R. E. Michel Co.	R.E. Michel Company, Inc.	124 Narrangasset Avenue	Providence	RI	02907	401-461-1117				
	Active	Wholesaler	R. E. Michel Co.	R.E. Michel Company, Inc.	124 Narrangasset Avenue	Providence	RI	02907	401-461-1117				
	Active	Wholesaler	R. E. Michel Co.	R.E. Michel Company, Inc.	124 Narrangasset Avenue	Providence	RI	02907	401-461-1117				
	Active	Wholesaler	R. E. Michel Co.	R.E. Michel Company, Inc.	124 Narrangasset Avenue	Providence	RI	02907	401-461-1117				
	Active	Wholesaler	R. E. Michel Co.	R.E. Michel Company, Inc.	124 Narrangasset Avenue	Providence	RI	02907	401-461-1117				
	Active	Wholesaler	R. E. Michel Co.	R.E. Michel Company, Inc.	124 Narrangasset Avenue	Providence	RI	02907	401-461-1117				
	Active	Wholesaler	R. E. Michel Co.	R.E. Michel Company, Inc.	124 Narrangasset Avenue	Providence	RI	02907	401-461-1117				
	Active	Wholesaler	R. E. Michel Co.	R.E. Michel Company, Inc.	124 Narrangasset Avenue	Providence	RI	02907	401-461-1117				
	Active	Wholesaler	R. E. Michel Co.	R.E. Michel Company, Inc.	124 Narrangasset Avenue	Providence	RI	02907	401-461-1117				
	Active	Wholesaler	R. E. Michel Co.	R.E. Michel Company, Inc.	124 Narrangasset Avenue	Providence	RI	02907	401-461-1117				
	Active	Wholesaler	R. E. Michel Co.	R.E. Michel Company, Inc.	124 Narrangasset Avenue	Providence	RI	02907	401-461-1117				
	Active	Wholesaler	R. E. Michel Co.	R.E. Michel Company, Inc.	124 Narrangasset Avenue	Providence	RI	02907	401-461-1117				
	Active	Wholesaler	R. E. Michel Co.	R.E. Michel Company, Inc.	124 Narrangasset Avenue	Providence	RI	02907	401-461-1117				
	Inactive	Wholesaler	R. E. Michel Co.	R.E. Michel Company, Inc.	124 NARRAGANSETT AVE	PROVIDENCE	RI	02907	401-461-1117				
	Active	Wholesaler	R. E. Michel Co.	R.E. Michel Company, Inc.	85 CORLISS STREET, REAR	PROVIDENCE	RI	02904	401-831-0433				
	Active	Wholesaler	R. E. Michel Co.	R.E. Michel Company, Inc.	85 CORLISS STREET, REAR	PROVIDENCE	RI	02904	401-831-0433				
	Inactive	Wholesaler	R. E. Michel Co.	R.E. Michel Company, Inc.	124 NARRAGANSETT AVE	PROVIDENCE	RI	02907	401-461-1117				
	Inactive	Wholesaler	R. E. Michel Co.	R.E. Michel Company, Inc.	124 NARRAGANSETT AVE	PROVIDENCE	RI	02907	401-461-1117				
	Inactive	Wholesaler	R. E. Michel Co.	R.E. Michel Company, Inc.	124 NARRAGANSETT AVE	PROVIDENCE	RI	02907	401-461-1117				
	Inactive	Wholesaler	R. E. Michel Co.	R.E. Michel Company, Inc.	124 NARRAGANSETT AVE	PROVIDENCE	RI	02907	401-461-1117				
	Inactive	Wholesaler	R. E. Michel Co.	R.E. Michel Company, Inc.	124 NARRAGANSETT AVE	PROVIDENCE	RI	02907	401-461-1117				
	Inactive	Wholesaler	R. E. Michel Co.	R.E. Michel Company, Inc.	124 NARRAGANSETT AVE	PROVIDENCE	RI	02907	401-461-1117				
	Inactive	Wholesaler	R. E. Michel Co.	R.E. Michel Company, Inc.	124 NARRAGANSETT AVE	PROVIDENCE	RI	02907	401-461-1117				
	Active	HVAC Contractor	Regan Heating And A/C	Regan Heating And A/C	235 Georgia Avenue	Providence	RI	02905	401-461-8100				
	Active	Wholesaler	S.G. Torrice Co	S. G. Torrice Corp	300 NIANITIC AVE	PROVIDENCE	RI	02907	401-490-4425				
	Active	HVAC Contractor	Santoro Oil Co.	Santoro Oil Co.	101 CORLISS ST	PROVIDENCE	RI	02904					
	Active	HVAC Contractor	Santoro Oil Co.	Santoro Oil Co.	101 CORLISS ST	PROVIDENCE	RI	02904					
	Active	HVAC Contractor	Santoro Oil Co.	Santoro Oil Co.	101 CORLISS ST	PROVIDENCE	RI	02904					
	Active	HVAC Contractor	Santoro Oil Co.	Santoro Oil Co.	101 CORLISS ST	PROVIDENCE	RI	02904					
	Active	HVAC Contractor	Santoro Oil Co.	Santoro Oil Co.	101 CORLISS ST	PROVIDENCE	RI	02904					
	Active	HVAC Contractor	Santoro Oil Co.	Santoro Oil Co.	101 CORLISS ST	PROVIDENCE	RI	02904					
	Active	HVAC Contractor	Santoro Oil Co.	Santoro Oil Co.	101 CORLISS ST	PROVIDENCE	RI	02904					
	Inactive	Wholesaler	Sid Harvey Industries - Closed	Sid Harvey Industries - Closed	95 PRINTERY ST. - CLOSED	PROVIDENCE	RI	02904	401-521-9332				
	Active	Wholesaler	The Portland Group	The Portland Group - Spritzo Provi	333-339 Harris Avenue	Providence	RI	02909	401-273-3044				
	Active	Wholesaler	The Portland Group	The Portland Group - Spritzo Provi	333-339 Harris Avenue	Providence	RI	02909	401-273-3044				
	Active	HVAC Contractor	Carjon Air Conditioning & Heating	Carjon Air Conditioning & Heating	4 Enterprise Lane	Smithfield	RI	02917					
	Inactive	HVAC Contractor	Petro	Petro Holdings Inc.	550 Fish Road	Tiverton	RI	02878	401-736-2340				
	Active	HVAC Contractor	Petro	Petro	550 Fish Road	Tiverton	RI	02878	401-621-5114				
	Active	HVAC Contractor	Petro	Petro	550 Fish Road	Tiverton	RI	02878	401-621-5114				
	Inactive	HVAC Contractor	Petro	Petro Holdings	550 FISH RD	TIVERTON	RI	02878					
	Active	HVAC Contractor	Wakefield Heating Service LLC	Wakefield Heating Service LLC	534 Shannock Rd	Wakefield	RI	02879	401-932-1997				
M16404	Active	Wholesaler	Delta T Distributors	Api Of Nh Delta T	56 Dewey Avenue	Warwick	RI	02886	401-861-1776	10/19/2021	0	11	0.0682
M15731	Active	Wholesaler	Supply New England	Supply New England	361 JEFFERSON BLVD.	WARWICK	RI	02886	401-739-8000	11/18/2021	0	5	0.031
M15930	Active	Wholesaler	F.W. Webb	F. W. Webb Co	101 JEFFERSON BLVD	WARWICK	RI	02888	401-463-8339	9/22/2021	0	112	1.2214
	Active	Wholesaler	Delta T Distributors	Api Of Nh Delta T	56 Dewey Avenue	Warwick	RI	02886	401-861-1776				
	Inactive	Wholesaler	East Greenwich Winair Co.	East Greenwich Winair Co.	289 Kilvert Street	Warwick	RI	02886	4017321585				
	Inactive	HVAC Contractor	Homeserve Usa (Closed)	Homeserve Usa (Closed)	56 DEWEY AVE.	WARWICK	RI	02886	781-359-2600				
	Inactive	HVAC Contractor	National Grid	National Grid		WARWICK	RI	02886					



## Rhode Island

## 2021 Collection Location Summary Report

	Inactive	HVAC Contractor	National Grid	National Grid		WARWICK	RI	02886-0000					
	Active	HVAC Contractor	Petro	Petro	141 Knight Street	Warwick	RI	02886					
	Active	HVAC Contractor	Petro	Petro	141 Knight Street	Warwick	RI	02886					
	Active	HVAC Contractor	Petro	Petro	141 Knight Street	Warwick	RI	02886					
	Inactive	HVAC Contractor	Petro	Petro	141 KNIGHT ST	Warwick	RI	02886					
	Active	Wholesaler	Watsco	Carrier Enterprise	33 Plan Way Bldg 1	Warwick	RI	02886	401-732-7090				
M15917	Active	Wholesaler	The Granite Group	The Granite Group	114 CROSS STREET	WESTERLY	RI	02891	401-596-7775	10/20/2021	0	8	0.0496
M15917	Active	Wholesaler	The Granite Group	The Granite Group	114 CROSS STREET	WESTERLY	RI	02891	401-596-7775	5/17/2021	0	20	0.1364
	Active	Wholesaler	Viking Supply	Viking Supply Co	36 FRIENDSHIP STREET	WESTERLY	RI	02891	401-348-9220				
M12176	Active	HVAC Contractor	Petro	Petro Holdings Inc.	1182 River Street	Woonsocket	RI	02895	(401) 621-5171	11/24/2021	0	3	0.0186
	Active	HVAC Contractor	Kafin Oil Company	Kafin Oil Company	22 Hamlet Avenue	Woonsocket	RI	02895	401-765-3881				
	Inactive	HVAC Contractor	Petro	Petro	1182 RIVER STREET	WOONSOCKET	RI	02895					
	Inactive	HVAC Contractor	Petro	Petro	1182 RIVER STREET	WOONSOCKET	RI	02895					

**Rhode Island**  
**2021 Collection Location Bin Receipt**

Bin Bar Code	Location Status	Location Type	Account: TRC Account Name	Name	Street	City	State	Zip Code	Contact Phone	Return Date	Number of Loose Switches	Number of Mercury Thermostats	Total Mercury Volume (lbs.)
M13198	Active	HVAC Contractor	Stedman & Kazounis Plumbing	Stedman & Kazounis Plumbing & Heating	110 CROSSLAND STREET	CHARLESTOWN	RI	02813	(401) 364-9888	11/22/2021	0	8	0.0496
M16834	Active	Wholesaler	Atlantic Supply	Atlantic Supply	1000 TIOGUE AVE	COVENTRY	RI	02816	(401) 823-0800	12/1/2021	0	26	0.186
M12751	Active	HVAC Contractor	Rise Engineering	Rise Engineering	1341 Elmwood Avenue	Cranston	RI	02910	401-784-3700	10/14/2021	0	107	0.7006
M17381	Active	HVAC Contractor	Rise Engineering	Rise Engineering	1341 Elmwood Avenue	Cranston	RI	02910	401-784-3700	10/14/2021	0	96	0.6882
M16235	Active	Wholesaler	Robinson Plumbing & Heating S	Robinson Plumbing & Heating Sup	1 FREEWAY DRIVE	CRANSTON	RI	02920	401-467-0200 E	11/22/2021	0	8	0.0496
M17999	Active	HVAC Contractor	Rise Engineering	Rise Engineering	1341 Elmwood Avenue	Cranston	RI	02910	401-784-3700	11/24/2021	0	127	0.7874
M12751	Active	HVAC Contractor	Rise Engineering	Rise Engineering	1341 Elmwood Avenue	Cranston	RI	02910	401-784-3700	2/23/2021	0	114	0.7068
M17999	Active	HVAC Contractor	Rise Engineering	Rise Engineering	1341 Elmwood Avenue	Cranston	RI	02910	401-784-3700	2/23/2021	0	118	0.7316
M17381	Active	HVAC Contractor	Rise Engineering	Rise Engineering	1341 Elmwood Avenue	Cranston	RI	02910	401-784-3700	2/23/2021	0	95	0.589
M17999	Active	HVAC Contractor	Rise Engineering	Rise Engineering	1341 Elmwood Avenue	Cranston	RI	02910	401-784-3700	4/1/2021	0	129	0.7998
M17381	Active	HVAC Contractor	Rise Engineering	Rise Engineering	1341 Elmwood Avenue	Cranston	RI	02910	401-784-3700	4/1/2021	0	118	0.7564
M17389	Active	HVAC Contractor	Rise Engineering	Rise Engineering	1341 Elmwood Avenue	Cranston	RI	02910	401-784-3700	4/1/2021	0	96	0.6076
M16646	Active	Wholesaler	Bell Simons	Bell Simons Co	90 Kenwood Street	Cranston	RI	02907	(401) 944-0200	4/19/2021	0	170	1.054
M12751	Active	HVAC Contractor	Rise Engineering	Rise Engineering	1341 Elmwood Avenue	Cranston	RI	02910	401-784-3700	7/7/2021	0	140	0.868
M17389	Active	HVAC Contractor	Rise Engineering	Rise Engineering	1341 Elmwood Avenue	Cranston	RI	02910	401-784-3700	7/7/2021	0	127	0.7874
M12751	Active	HVAC Contractor	Rise Engineering	Rise Engineering	1341 Elmwood Avenue	Cranston	RI	02910	401-784-3700	8/12/2021	0	114	0.7068
M17381	Active	HVAC Contractor	Rise Engineering	Rise Engineering	1341 Elmwood Avenue	Cranston	RI	02910	401-784-3700	8/13/2021	0	109	0.6758
M17389	Active	HVAC Contractor	Rise Engineering	Rise Engineering	1341 Elmwood Avenue	Cranston	RI	02910	401-784-3700	9/17/2021	0	100	0.62
M15727	Active	Wholesaler	Plumber's Supply	Plumber's Supply	41 Commercial Way	East Providence	RI	02914	401-431-0800	2/23/2021	0	20	0.1426
M15728	Active	Wholesaler	Plumber Supply Co	Plumber Supply Co	305 Oliphant Ln	Middletown	RI	02842		11/24/2021	0	21	0.1798
P10154	Active	Wholesaler	Supply New England	Supply New England	119 OLIPHANT LANE	MIDDLETOWN	RI	02842	401-846-6830	7/9/2021	0	6	0.0372
M15732	Active	Wholesaler	Supply New England	Supply New England	273 LONSDALE AVE.	PAWTUCKET	RI	02860	401-722-7010	11/22/2021	0	14	0.0868
M15746	Active	Wholesaler	Bell Simons	Simon's Supply Co Inc	19 SLADE STREET	PAWTUCKET	RI	02861	401 722 0200	11/30/2021	0	23	0.1426
M15913	Inactive	Wholesaler	Homans Associates LLC	Homans Associates LLC	203 CONCORD STREET SUITE 431	PAWTUCKET	RI	02861	401-726-9300	5/20/2021	0	2	0.0124
M15733	Active	Wholesaler	Supply New England	Supply New England	1425 KINGSTOWN RD.	PEACEDALE	RI	02883	401-789-0991	11/22/2021	0	13	0.0806
M18124	Active	HVAC Contractor	R.B. Queern & Co., Inc.	R.B. Queern & Co., Inc.	200 High Point Avenue	Portsmouth	RI	02871	401-849-0095	11/24/2021	0	19	0.1178
M14304	Active	Wholesaler	Furnace & Duct Supply Co. Inc.	Furnace & Duct Supply Co. Inc.	635 ELMWOOD AVE.	PROVIDENCE	RI	02907	401-941-3800	11/24/2021	0	24	0.1612
M12746	Active	Wholesaler	Johnstone Supply	Johnstone Supply Co	50 NIAN TIC AVE	Providence	RI	02907	401-946-9444	11/24/2021	0	53	0.4898
M15150	Active	Wholesaler	R. E. Michel Co.	R.E. Michel Company, Inc.	124 Narrangasset Avenue	Providence	RI	02907	401-461-1117	11/24/2021	0	21	0.1302
M15152	Active	HVAC Contractor	Santoro Oil Co.	Santoro Oil Co.	101 CORLISS ST	PROVIDENCE	RI	02904		11/24/2021	0	39	0.2542
M15151	Active	Wholesaler	Sid Harvey	Sid Harvey Industries	89 CORLISS ST	PROVIDENCE	RI	02904	401-521-9332	11/24/2021	0	73	0.4774
M21304	Active	Wholesaler	The Portland Group	The Portland Group - Spritzo Provi	333-339 Harris Avenue	Providence	RI	02909	401-273-3044	11/24/2021	0	17	0.1302
M15159	Active	Wholesaler	John F. White & Co	John F. White & Co	31 NARRAGANSETT AVE.	PROVIDENCE	RI	02907	401-461-3333	5/6/2021	0	46	0.3038
M15931	Active	Wholesaler	United Refrigeration	United Refrigeration Inc	185 TORONTO AVENUE	PROVIDENCE	RI	02905	401-467-3600	7/21/2021	0	19	0.1674
M15978	Active	Wholesaler	Ardente Supply Co Inc.	Ardente Supply Co Inc.	404 VALLEY STREET	PROVIDENCE	RI	02908	401-861-1324	8/24/2021	0	5	0.0372
M15942	Active	Wholesaler	S.G. Torrice Co	S. G. Torrice Corp	300 NIAN TIC AVE	PROVIDENCE	RI	02907	401-490-4425	9/7/2021	0	5	0.031
M16404	Active	Wholesaler	Delta T Distributors	Api Of Nh Delta T	56 Dewey Avenue	Warwick	RI	02886	401-861-1776	10/19/2021	0	11	0.0682
M15731	Active	Wholesaler	Supply New England	Supply New England	361 JEFFERSON BLVD.	WARWICK	RI	02886	401-739-8000	11/18/2021	0	5	0.031
M15930	Active	Wholesaler	F.W. Webb	F. W. Webb Co	101 JEFFERSON BLVD	WARWICK	RI	02888	401-463-8339	9/22/2021	0	112	1.2214
M15917	Active	Wholesaler	The Granite Group	The Granite Group	114 CROSS STREET	WESTERLY	RI	02891	401-596-7775	10/20/2021	0	8	0.0496
M15917	Active	Wholesaler	The Granite Group	The Granite Group	114 CROSS STREET	WESTERLY	RI	02891	401-596-7775	5/17/2021	0	20	0.1364
M12176	Active	HVAC Contractor	Petro	Petro Holdings Inc.	1182 River Street	Woonsocket	RI	02895	(401) 621-5171	11/24/2021	0	3	0.0186