

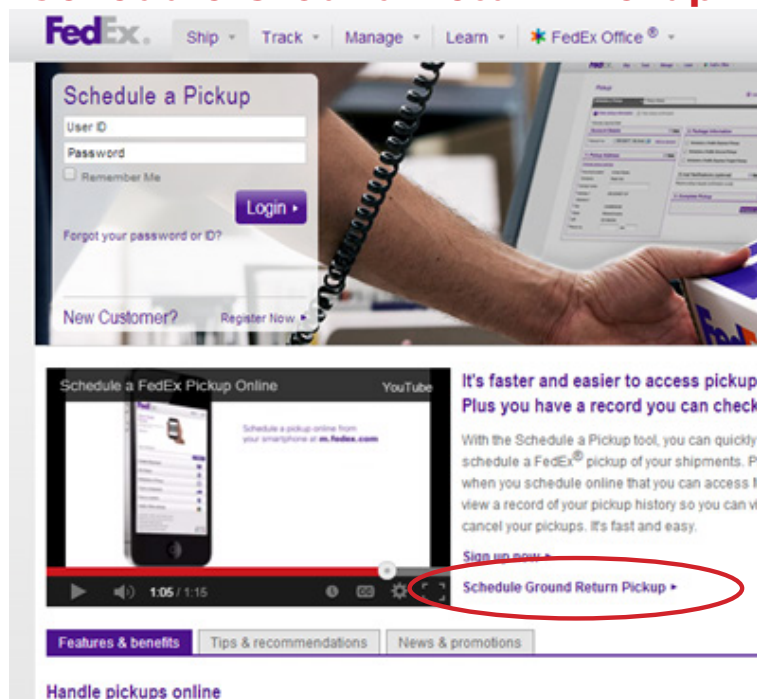
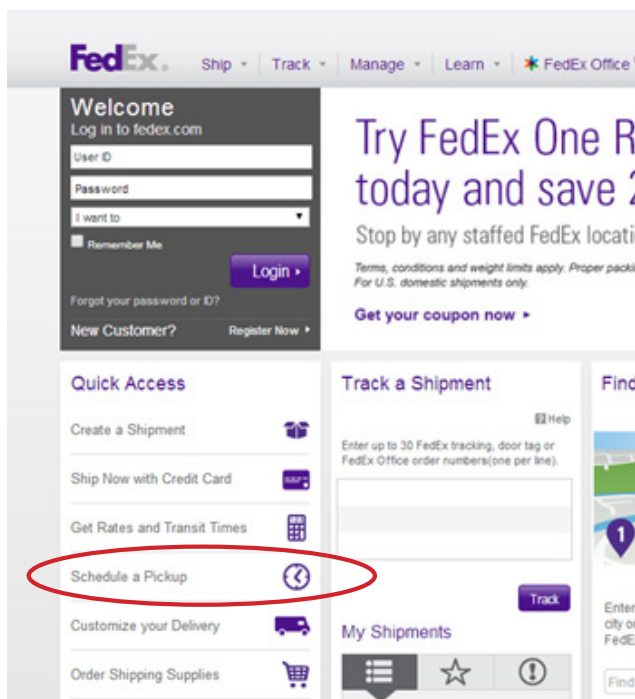
Instructions for Shipping TRC Collection Containers

1. Go to www.fedex.com.

2. Select **“Schedule a Pickup”**

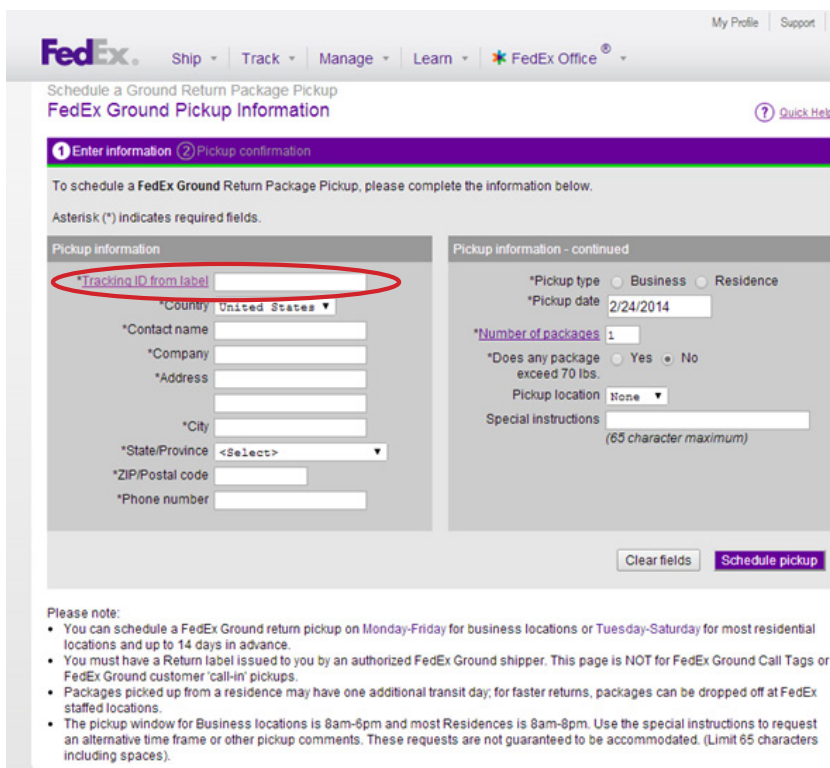
3. Select

“Schedule Ground Return Pickup”.



4. Enter Tracking ID and address information.

5. Select **“Schedule Pickup”**. Your confirmation number will appear on the next page.



Schedule a Ground Return Package Pickup
FedEx Ground Pickup Information

1 Enter information 2 Pickup confirmation

To schedule a FedEx Ground Return Package Pickup, please complete the information below.
Asterisk (*) Indicates required fields.

Pickup information

*Tracking ID from label

*Country United States

*Contact name

*Company

*Address

*City

*State/Province <Select>

*ZIP/Postal code

*Phone number

Pickup information - continued

*Pickup type Business Residence

*Pickup date 2/24/2014

*Number of packages 1

*Does any package exceed 70 lbs. Yes No

Pickup location None

Special instructions (65 character maximum)

Clear fields Schedule pickup

Please note:

- You can schedule a FedEx Ground return pickup on Monday-Friday for business locations or Tuesday-Saturday for most residential locations and up to 14 days in advance.
- You must have a Return label issued to you by an authorized FedEx Ground shipper. This page is NOT for FedEx Ground Call Tags or FedEx Ground customer "call-in" pickups.
- Packages picked up from a residence may have one additional transit day; for faster returns, packages can be dropped off at FedEx staffed locations.
- The pickup window for Business locations is 8am-5pm and most Residences is 8am-8pm. Use the special instructions to request an alternative time frame or other pickup comments. These requests are not guaranteed to be accommodated. (Limit 65 characters including spaces).

Tracking ID:



Then you're all set!