

# NEW HAMPSHIRE ANNUAL REPORT 2018



**Thermostat Recycling®**  
CORPORATION

# TABLE OF CONTENTS

Thermostat Recycling Corporation Governance (at close of 2018)	3
Thermostat Recycling Corporation Board Members	3
Thermostat Recycling Corporation Dues Paying Members	3
Thermostat Recycling Corporation Employees	3
We Share the Good News – 2018 Was an Exceptional Year	4
NEW HAMPSHIRE	7
2018 Collections and Evaluation	7
2018 Collections by Brand	31
2018 Accounting of the Program Expenses	33
2018 Education and Outreach	34
2019 Program Modifications	52
Contact Information	54
Appendices	55

# THERMOSTAT RECYCLING CORPORATION GOVERNANCE (AT CLOSE OF 2018)

## Thermostat Recycling Corporation Board Members

Dan O'Donnell (Chairman)  
*Honeywell Home*

John Sartain (Vice-Chairman)  
*Emerson Technologies (White Rodgers)*

Rob Munin (Treasurer)  
*Johnson Controls*

Loretta Damron (Secretary)  
*STLPC Corporation (representing the liability of Lux Products Corporation)*

## Thermostat Recycling Corporation Dues Paying Members

Bard Manufacturing	Burnham Holdings	Carrier Corporation
ecobee Inc.	Empire Comfort Systems	General Electric
ITT	Lennox International Inc.	Nest Labs
Nortek Global HVAC, LLC	Rheem Manufacturing	Johnson Controls Inc.
TPI Corporation	Trane Residential Systems	White-Rodgers (Emerson)
Valliant	W.W. Grainger	Chromalox
Climate Master, Inc.	Crane Company	Goodman Global
Honeywell Home	Hunter Fan Company	STLPC Corporation (representing the liability of Lux Products Corporation)
Marley-Wylain Company	McQuay International	Schneider Electric (Invensys)
Sears Holding Corporation	Taco Comfort Solutions	Uponor

## Thermostat Recycling Corporation Employees

Ryan Kiscaden  
*Executive Director*

Danielle Myers  
*Operations and Compliance Manager*

# WE SHARE THE GOOD NEWS – 2018 WAS AN EXCEPTIONAL YEAR

As I began writing the 2018 annual reports, it dawned on me how much activity the program accomplished in the last year. Even as legacy mercury thermostats became less prevalent, the program continued to work in new and interesting ways to keep collecting these units. Not surprisingly, the replacement of HVACR equipment continued to be the leading indicator to mercury thermostat replacement. But there has been a remarkable shift occurring with energy efficiency programs. We have been the direct beneficiary of smart thermostat's rapid user adoption and utility programs which encourage thermostat replacements. In some cases, thermostats are being replaced prior to the death of the HVACR system they control. This replacement activity couldn't have been predicted several years ago.

Looking ahead, I anticipate that the program will continue to fulfill New Hampshire statutory requirements, agreements and other arrangements for regulatory and legislative compliance. But we will target mercury thermostat collections at utility energy efficiency programs while simultaneously maintaining the HVAC industry collections. We will do both hand-in-hand with the regulatory community.

## IT'S ALL ABOUT (NEW) MARKETING

The message around the importance of properly disposing mercury-containing devices is really an old message, and it's hard to keep redressing up the same thing. The awareness is always there, but we don't want to become noise by marketing too much, which is a challenge any recycler faces.

One of our enhancements was to create the "Ten Bin Club," which publicly identifies members every month who have sent us 10 bins since they joined TRC. In 2018, we had 68 companies who qualified for this unique accomplishment. In addition, we had 22 who returned their twentieth bin during our twentieth year. For the visually oriented, we created a wallpaper advertising theme that explains what we do, too. It's the kind of retro artwork that continues to highlight the T87 mercury-containing thermostat as one of the most iconic brands in the last century.

In the utility space, TRC issued a letter (in conjunction with the Air Conditioning and Cooling Contractors of America) to utility stakeholders on the importance of collecting mercury-containing thermostats while developing, deploying and incentivizing thermostat replacement programs. Our

letter demonstrated our intent and commitment and offered suggestions related to future incentive practices. We also made progress and will continue to strive toward a memorandum of understanding with the federal Environmental Protection Agency's *Smart Sectors*<sup>1</sup> program.

We also put a timestamp on an important day. October 24<sup>th</sup> was the day of TRC's founding twenty years prior. The day served as a mouthpiece of awareness. While recycling the devices is important, it's just as important that consumers and contractors don't treat thermostats like other household waste, such as batteries and paint. We are really excited to now have the national day, and it's really a pretty significant thing for our membership to celebrate into the future.

This past year, we incorporated Tableau software (an add-on to our Salesforce database) for immediate updates on our results. This technology helps in our marketing efforts and targeting using business intelligence tools such as GIS mapping. We established auto-emails to collection locations which provide timely contact and also added real-time data on the TRC website which we trained users through a video on our YouTube channel. We also gave special attention to search engine optimization. It's simple, if we drive up our position on search engines, with Google as the primary target, TRC is more likely among the first choices for people searching for recycling thermostats.

## **RELATIONSHIPS STILL MATTER**

We say it hundreds of times during the year because it's true: Relationships matter. No man, woman, or organization is an island to themselves. A building block of our success certainly has been our relationships with our financial supporters but also finding unanimity on industry issues. For example, we are working with the Product Stewardship Institute on their U.S. Dept. of Agriculture grant again and continued attending joint EPR Executive Director group meetings which share programmatic best practices.

We continued as active participants with trade associations and added new partnerships such as the Midwest Energy Efficiency Alliance, the Northeast Energy Efficiency Partnerships and recently the Air Conditioning Association of New England. Additionally, our seasoned government relations consultant, Tom Murray, gave a well-received presentation at the federal EPA's Energy Star products partner meeting.

---

<sup>1</sup> a partnership that provides a platform to collaborate with regulated sectors and develop sensible approaches that better protect the environment and public health

One thing I'm very proud of is that TRC contributed \$5,000 to the Fort Washington Business Alliance, where we are headquartered. TRC also sponsored the Polar Bear International's "Thermostat Setback Challenge." This event, held every Feb. 27, "*drew attention to the challenges polar bears face in a warming Arctic climate —and how we can help.*" We used both these vehicles to communicate our positioning as a consciousness nonprofit citizen to our neighbors, schools and businesses. These activities demonstrate our engagement with a range of organizations that have disparate individual goals. Yet all of us are united in a collective effort with the goal of ensuring that our environment is safe.

Please enjoy this year's annual report. If you should have any questions, please feel free to contact us.

A handwritten signature in black ink, appearing to read "Ryan L. Kiscaden". The signature is fluid and cursive, with a long horizontal stroke at the end.

Ryan L Kiscaden  
Executive Director, Thermostat Recycling Corporation

# NEW HAMPSHIRE

## 2018 Collections and Evaluation

The following analytical report details the annual program performance for mercury thermostat collection in the state of New Hampshire in 2018. A few of the program highlights for 2018 are included below:

- In 2018 the program **collected 14.56 lbs. of mercury** in New Hampshire. Since 2001, the annual quantity of mercury collected in New Hampshire has an average of 10.5 lbs.
- The program collected **1,553 whole thermostats in 2018**. This was a 36% decrease over the number of thermostats collected in 2017. Since 2001, the average thermostat count per year is 1,300.
- The **number of whole thermostats collected per bin in 2018 was 35 thermostats**, a decrease from 38 in 2017.
- The counties with the most bins and thermostats returned in 2018 were **Hillsborough County (13 bins, 529 thermostats)**, **Rockingham County (10 bins, 368 thermostats)**, and **Merrimack County (8 bins, 227 thermostats)**.
- In 2018, **19% of the partner locations returned at least one bin**.
- **A total of 119 'Miss You' calls were placed in 2018** but no statistically significant relationship has been identified between call placement and bins returned.
- In addition to 1,553 whole thermostats, **461 loose switches were collected, bringing the total number of "thermostat equivalents" returned in 2018 to 1,947**, a decrease of 23% from 2017.

## Section 1: Program Analytics

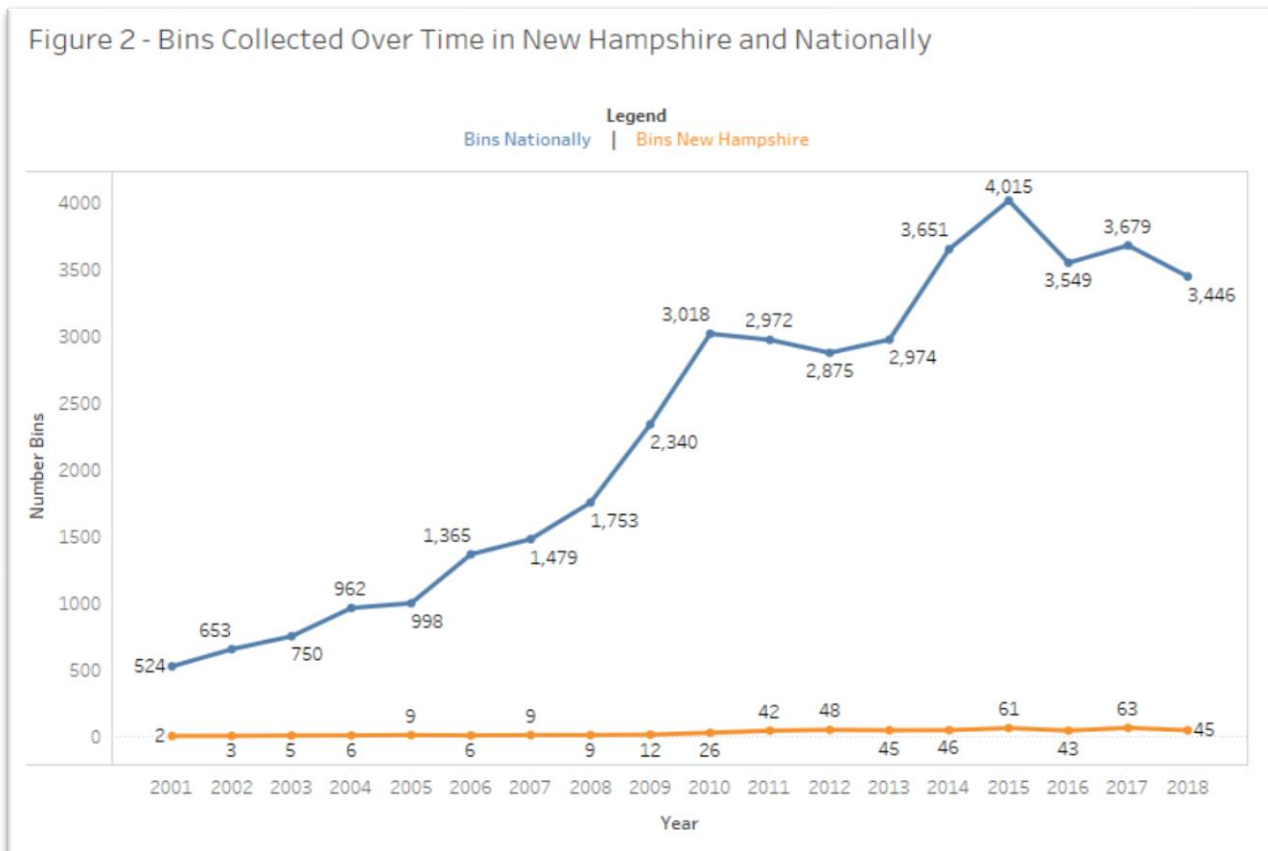
Section 1 of this report examines the annual performance of the thermostat collection recycling program in terms of bins, thermostats, and mercury collected as well as the year-over-year progression of the program. On average, the program has collected 10.5 lbs. of mercury and 1,300 whole thermostats per year since 1998. In 2018, the program collected 14.56 lbs. of mercury from 1,553 thermostats and 461 loose switches. Figure 1 below displays the total number of bins, the total number of thermostats, and the quantity of mercury collected in the New Hampshire since the beginning of the program.

Figure 1 - Program Performance Over Time

Year	Number Bins	Number Thermostats	Mercury (Lb)
2001	2	173	1.1
2002	3	226	2.1
2003	5	398	3.5
2004	6	545	4.0
2005	9	1,053	7.9
2006	6	484	3.9
2007	9	615	4.8
2008	9	546	4.4
2009	12	790	8.0
2010	26	1,652	13.3
2011	42	2,085	16.2
2012	48	2,397	18.6
2013	45	1,792	13.2
2014	46	1,881	14.9
2015	61	2,652	21.3
2016	43	2,141	18.9
2017	63	2,420	18.1
2018	45	1,553	14.6
Total	480	23,403	188.8
Average	27	1,300	10.5



Figure 2 displays the number of bins collected in the New Hampshire since the initiation of the collection program, as well as the total number of bins collected in the U.S. over the same period. The number of bins collected in New Hampshire has generally increased from 1998 to 2012. In 2015, bin returns increased again, peaking with highest number of bins returned in 2017 with 63 bins. In 2018, the number of bins returned was 45 bins.



The 14.6 lbs. of mercury collected in New Hampshire in 2018 was 20% lower than the 18.1 lbs. collected in 2017. Figure 3 displays the quantity of mercury collected in the New Hampshire over time as well as the annual percent change in the New Hampshire and nationally.

Figure 3 - Quantity (Lb) of Mercury Collected in Program and Annual Changes to New Hampshire and Nationally

Year	Mercury (Lb)	% Change New Hampshire	% Change Nationally
2001	1.1		89%
2002	2.1	99%	14%
2003	3.5	62%	11%
2004	4.0	15%	17%
2005	7.9	97%	11%
2006	3.9	-51%	32%
2007	4.8	23%	2%
2008	4.4	-9%	16%
2009	8.0	83%	16%
2010	13.3	68%	26%
2011	16.2	21%	4%
2012	18.6	15%	-5%
2013	13.2	-29%	-5%
2014	14.9	13%	13%
2015	21.3	43%	-1%
2016	18.9	-11%	-15%
2017	18.1	-4%	-7%
2018	14.6	-20%	-42%
Average	10.5		

New Hampshire collected 1,553 thermostats in 2018. This was a 36% decrease over the number of thermostats collected in 2017. Figure 4 displays the total number of thermostats collected in the New Hampshire and nationally, and Figure 5 shares the underlying data as well as the calculated annual percent change.

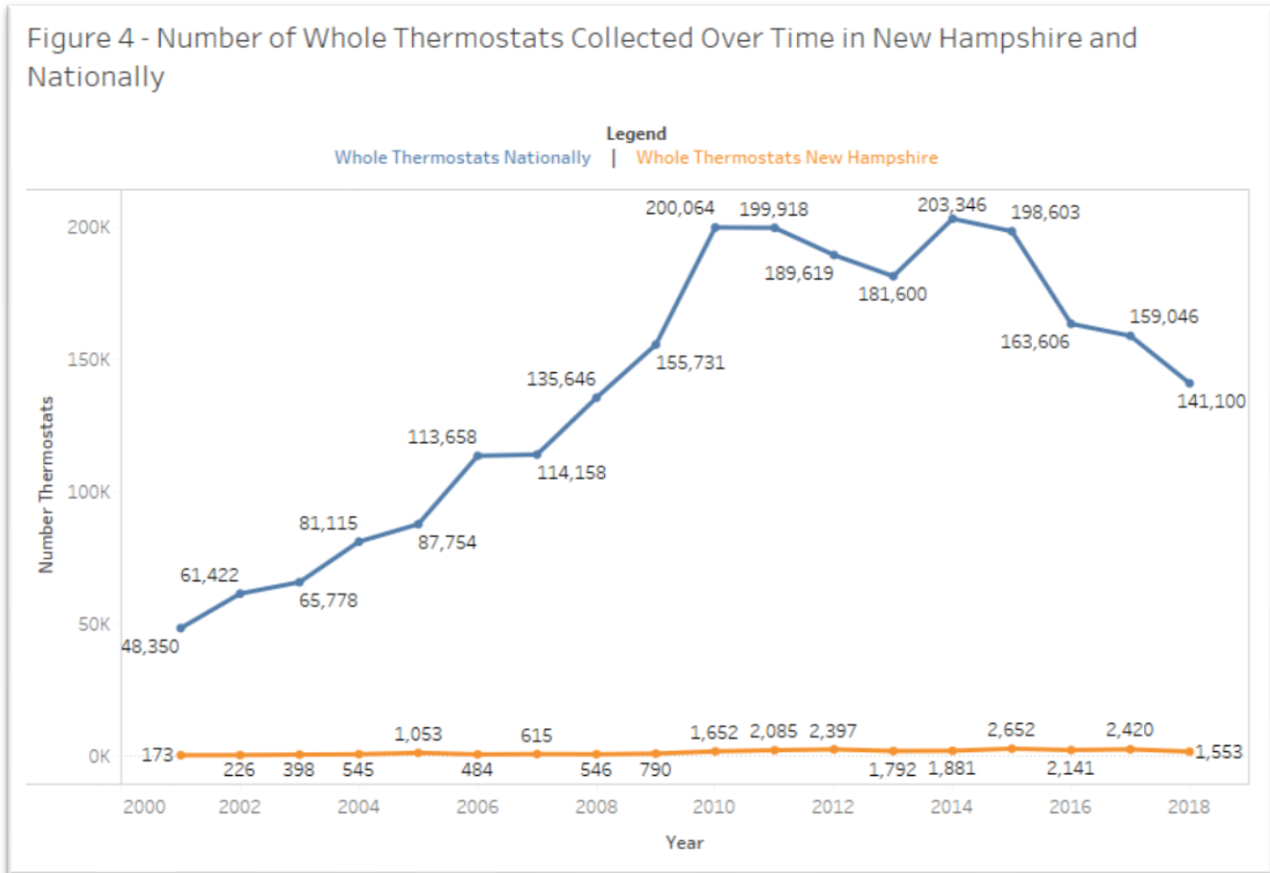
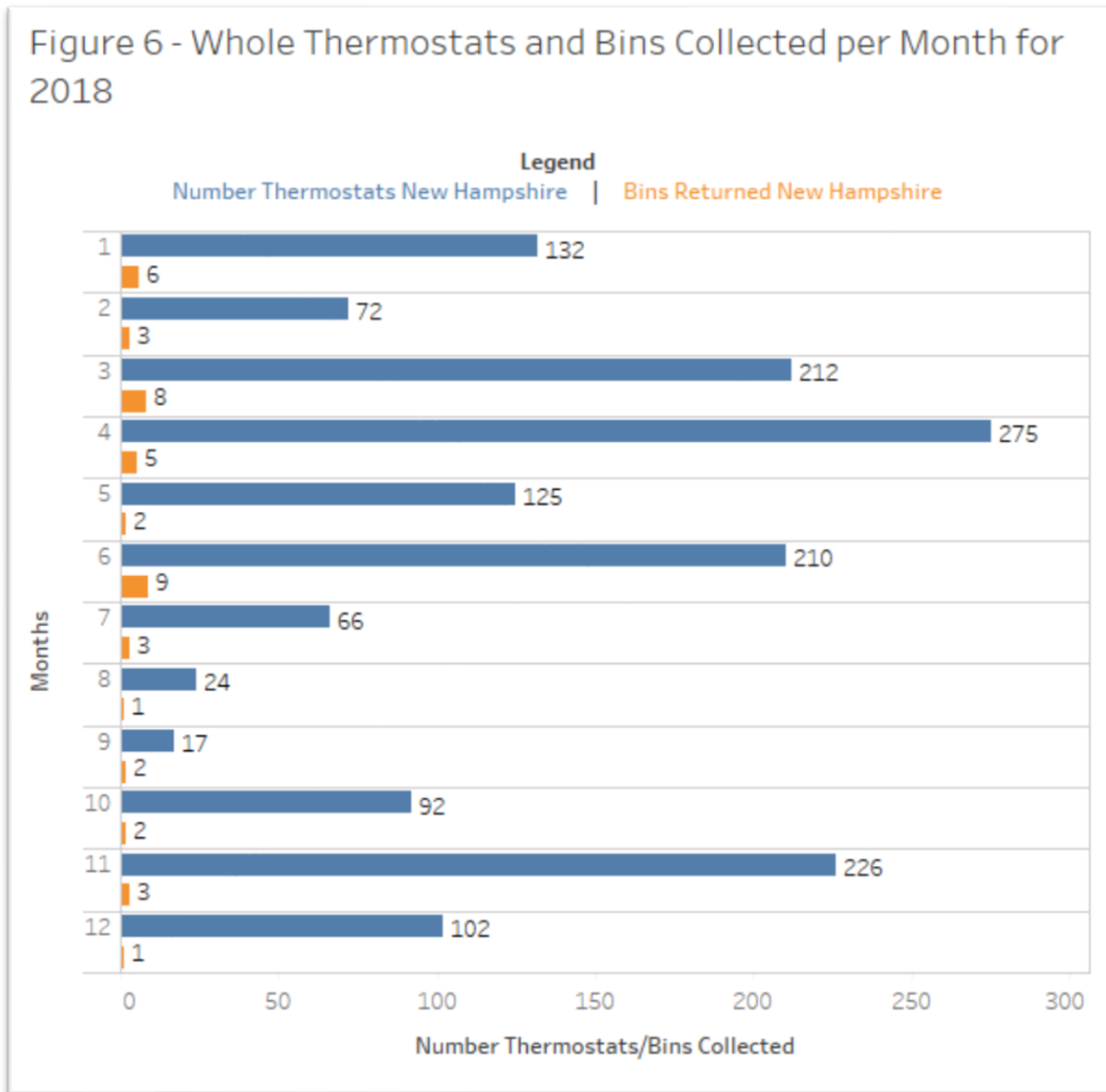


Figure 5 - Whole Thermostats Collected in New Hampshire and Nationally Over Time and Annual Percent Change

Year	Number Thermostats New Hamp..	% Change New Hampshire	% Change Nationally
2001	173		
2002	226	31%	27%
2003	398	76%	7%
2004	545	37%	23%
2005	1,053	93%	8%
2006	484	-54%	30%
2007	615	27%	0%
2008	546	-11%	19%
2009	790	45%	15%
2010	1,652	109%	28%
2011	2,085	26%	0%
2012	2,397	15%	-5%
2013	1,792	-25%	-4%
2014	1,881	5%	12%
2015	2,652	41%	-2%
2016	2,141	-19%	-18%
2017	2,420	13%	-3%
2018	1,553	-36%	-11%
Average	1,300		

Figure 6 displays the monthly distribution of bins and thermostats collected in the New Hampshire in 2018. The months with the greatest number of thermostats returned were April (275 thermostats, 5 bins), and November (226 thermostats, 3 bins). The months with the greatest number of bins returned were March (8 bins), and June (9 bins). Conversely, the months with the least activity in 2018 were August and September.



The highest number of thermostats per bin returned occurred in November and December (75 and 102 thermostats per bin each month, respectively). Figure 7 shows the average number of thermostats per bin returned per month for the year.

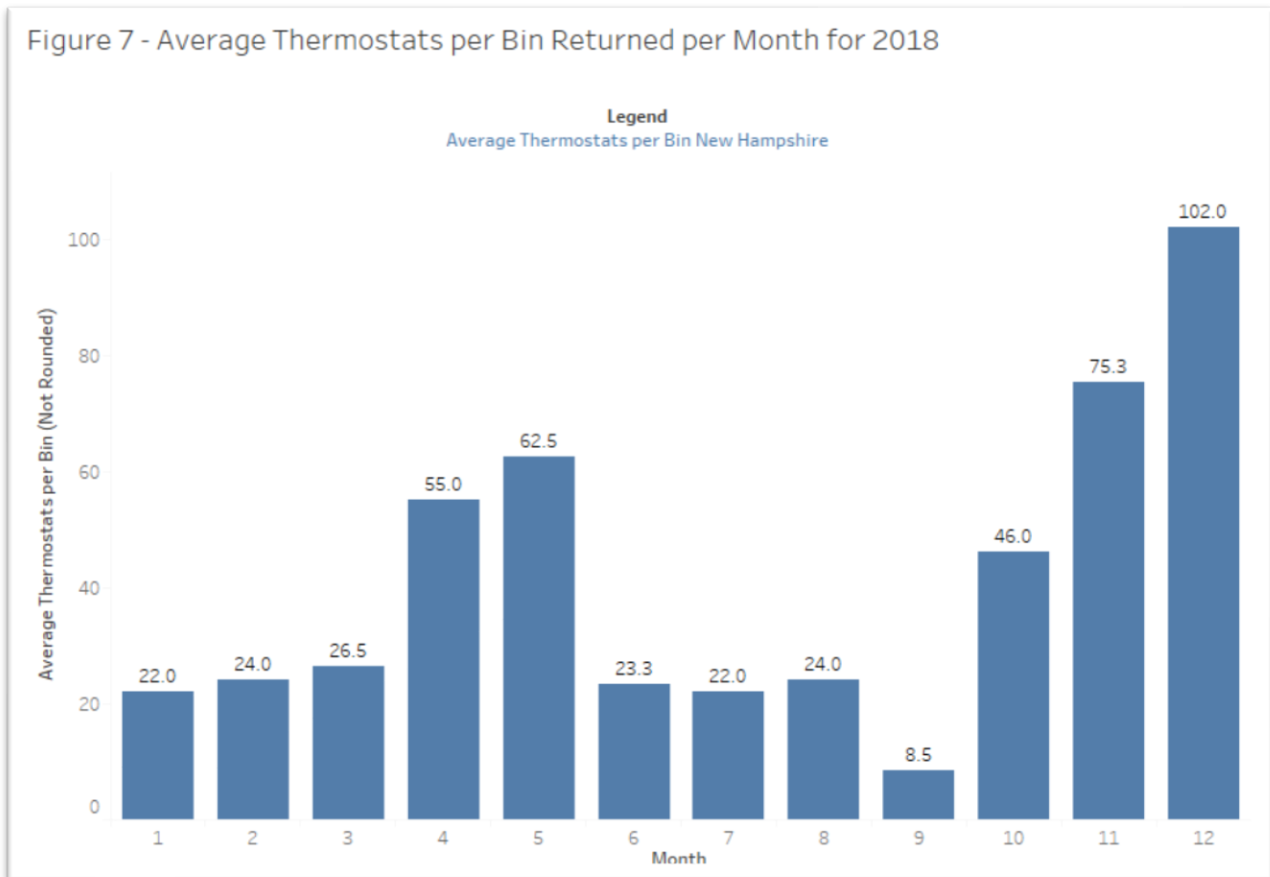


Figure 8 displays the average number of thermostats returned per bin in the New Hampshire and in the U.S. since the beginning of the New Hampshire program. Nationally, the number of thermostats per bin has been decreasing annually since 2000. In New Hampshire a similar pattern is observed, with the exception of a few years. The number of thermostats per bin in 2018 (35 thermostats per bin avg.) decreased from 2017 (38 thermostats per bin avg.) which is the lowest to date.

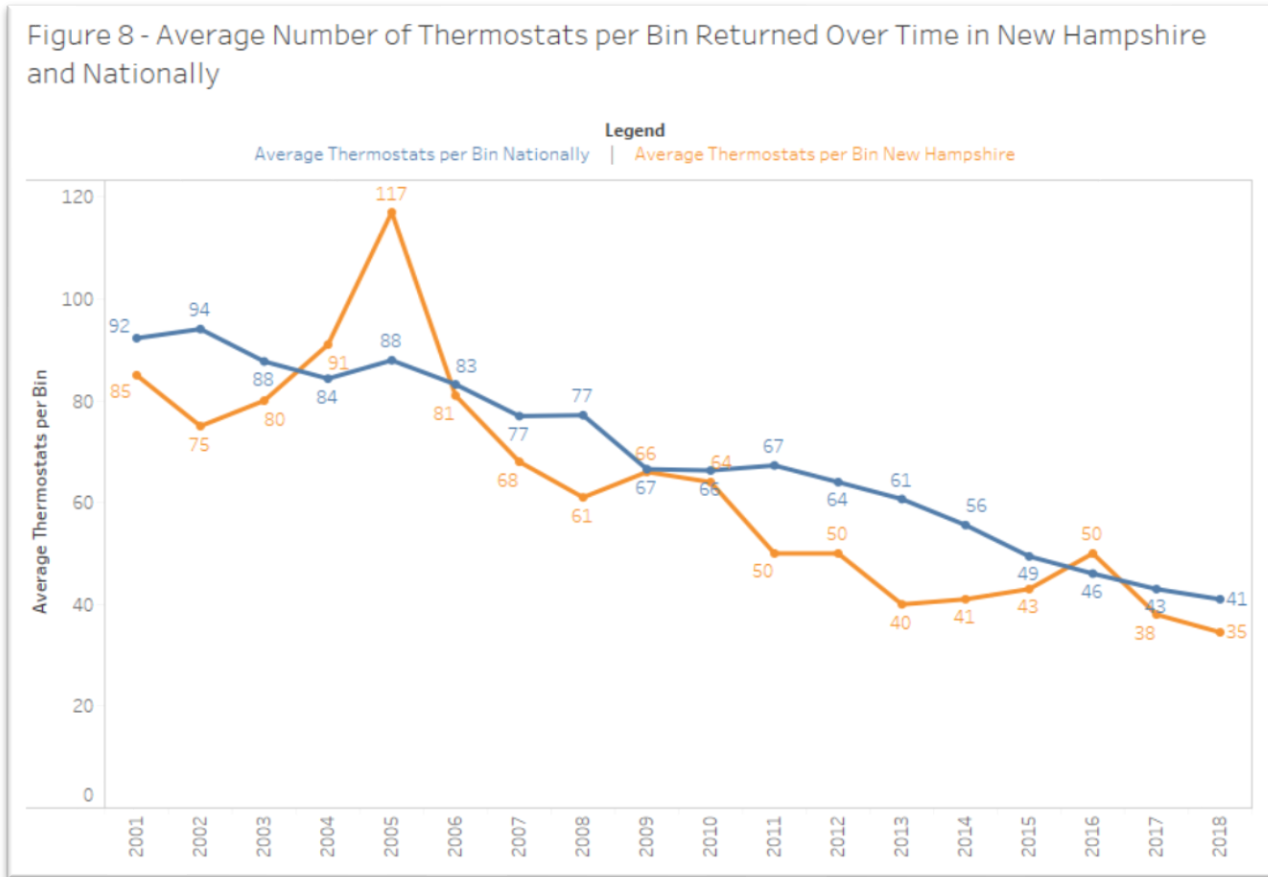
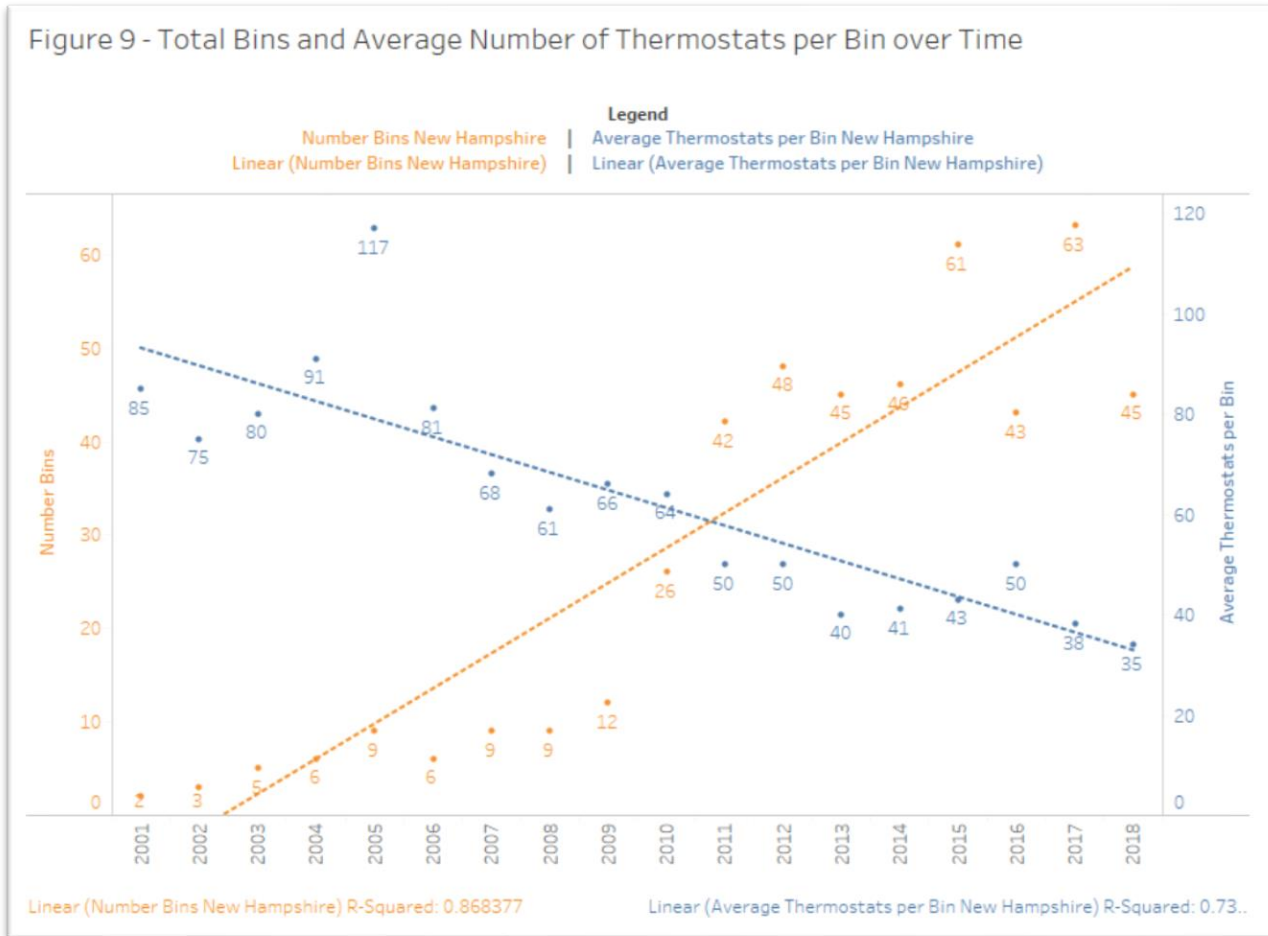


Figure 9 plots the total bins returned over time along with the average number of thermostats per bin over the same period. In general, the number of bins returned in New Hampshire increased steadily from 1998 to 2017. At the same time, thermostats per bin remained consistent until 2009, after which the trend in thermostats per bin dropped. A negative correlation has been identified between the number of bins returned since 2009 and the number of thermostats per bin.

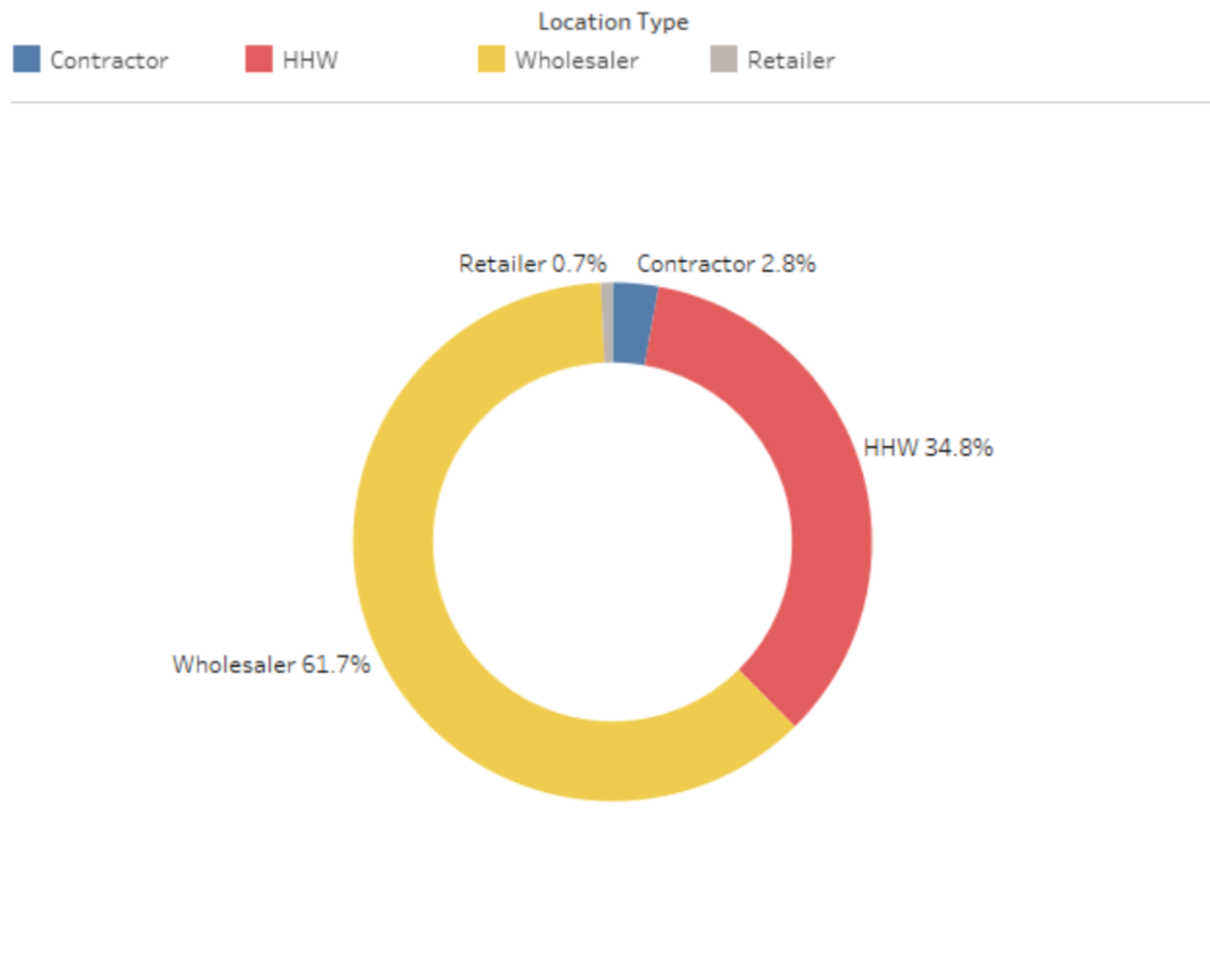




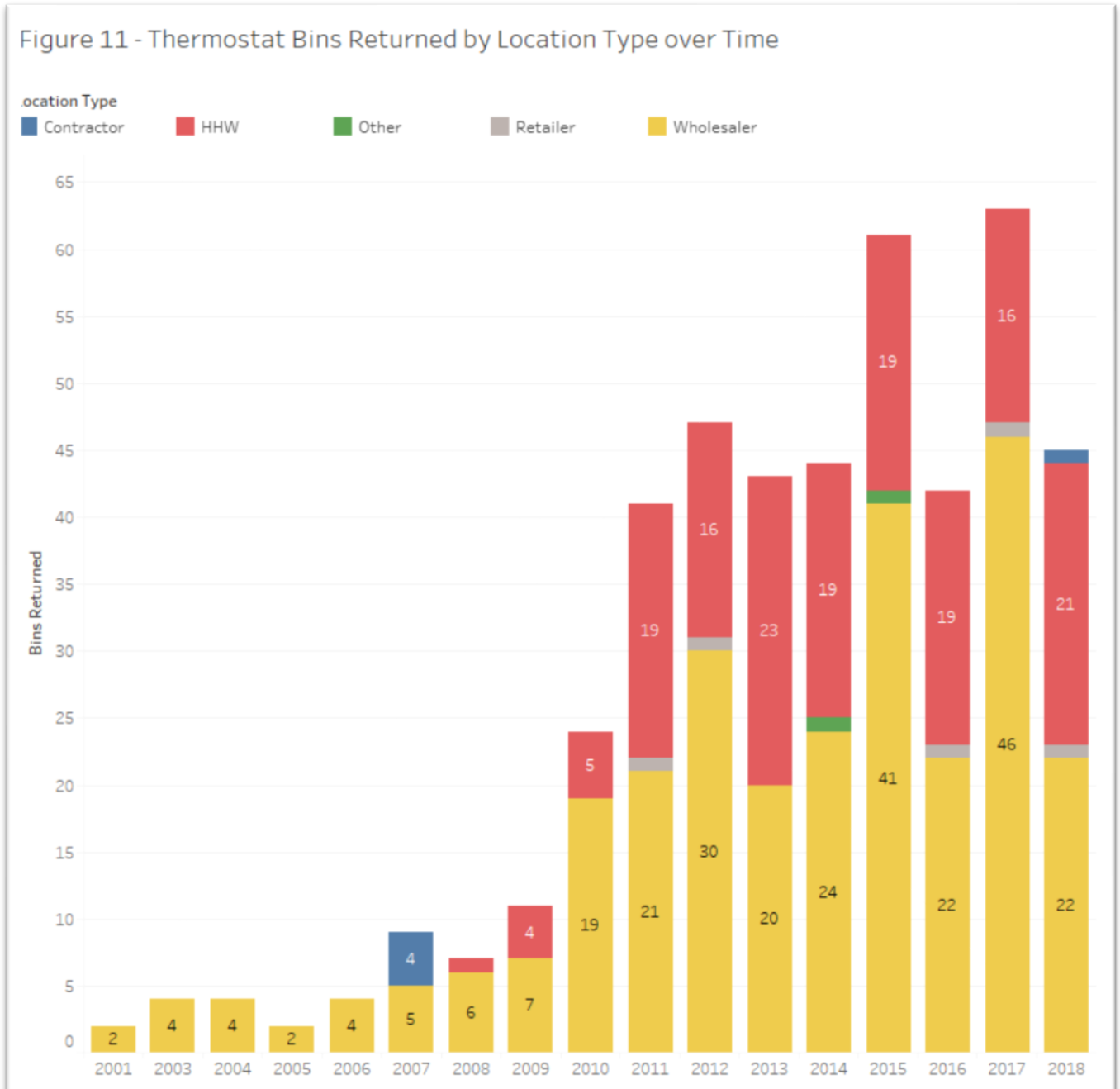
## SECTION 2: Channel Partner Analysis

Section 2 of the report examines the partner locations in more detail. Most thermostats collected in the New Hampshire were through wholesalers (61.7%) with the remaining thermostats collected by household hazardous waste facilities (34.8%), contractors (2.8%), and retailers (0.7%). Figure 10 shows the distribution of thermostats collected by location type in 2018.

Figure 10 - Thermostats Collected by Location Type in 2018



The number of bins returned in 2018 increased from 2017 levels across household hazardous waste facilities and retailers. Wholesalers decreased to 22 from 46 bins. Figure 11 displays the change in the number of bins returned by thermostat collection type over time in the New Hampshire.



In 2018, 19% of New Hampshire locations possessing a collection bin sent back at least one bin for recycling. The distribution is displayed in Figure 12.

Figure 12 - Percentage of Locations Returning a Bin in 2018

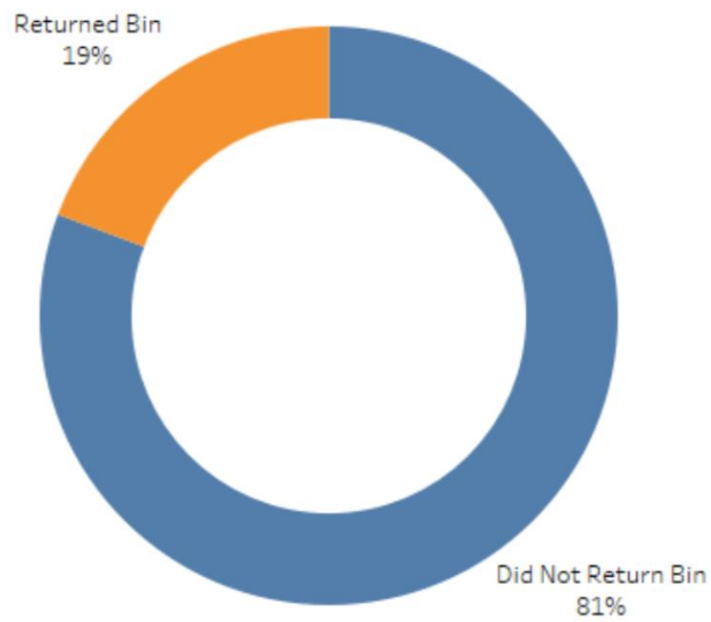


Figure 13 displays the total bins and thermostats returned by county in 2018. An analysis of the top performing counties revealed that Hillsborough County (13 bins, 529 thermostats), Rockingham County (10 bins, 368 thermostats), and Merrimack County (8 bins, 227 thermostats) returned the greatest number of bins and thermostats in 2018.

Figure 13 - Bins Returned and Total Thermostats Returned 2018 by County

	Number Thermostats	Number Bins
Hillsborough	529	13
Rockingham	368	10
Merrimack	227	8
Belknap	226	5
Strafford	114	3
Carroll	61	3
Grafton	18	2

TRC partner F. W. Webb (497 thermostats) returned the highest number of thermostats in New Hampshire in 2018, followed by Sid Harvey (108 thermostats) and Ja Marino Automatic Heating (101 thermostats). Apart from these locations, 4 program partners returned more than 50 thermostats each. Figure 14 displays the top performers in terms of total thermostats returned in 2018.

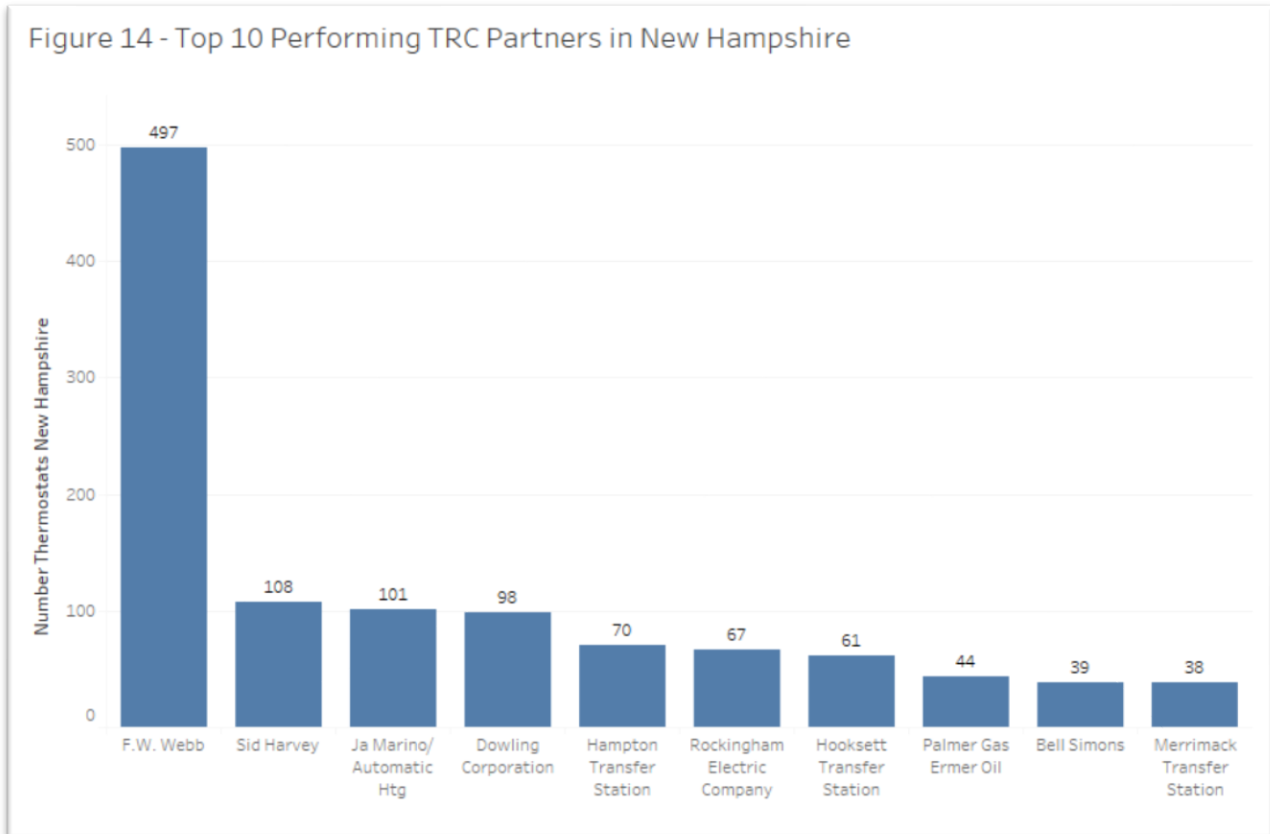


Figure 15 includes the top performers for 2018 by each of the following categories: total bins returned, total thermostats returned, and average number of thermostats per bin.

Figure 15 - Top 10 Performing Partners by Total Bins, Total Thermostats, and Average Thermostats per Bin

	Number Thermostats	Number Bins	Average Thermostats per Bin
F.W. Webb	497	6	83
Sid Harvey	108	1	108
Ja Marino/Automatic Htg	101	1	101
Dowling Corporation	98	1	98
Hampton Transfer Station	70	1	70
Rockingham Electric Company	67	1	67
Hooksett Transfer Station	61	1	61
Palmer Gas Ermer Oil	44	1	44
Bell Simons	39	2	20
Merrimack Transfer Station	38	1	38

TRC conducted several activities in 2018 to increase the number of bins and thermostats returned in the New Hampshire. These activities included site visits and 'miss you' calls to collection locations that may not have returned a bin recently. In 2018, no site visits were conducted in New Hampshire, and a total of 119 'miss you' calls were placed. Figure 16 displays the relationship between the number of site visits per month, the bins returned per month, and the number of thermostats (in 100's) returned per month. Since no site visits were conducted in 2018, no statistical analysis was performed.

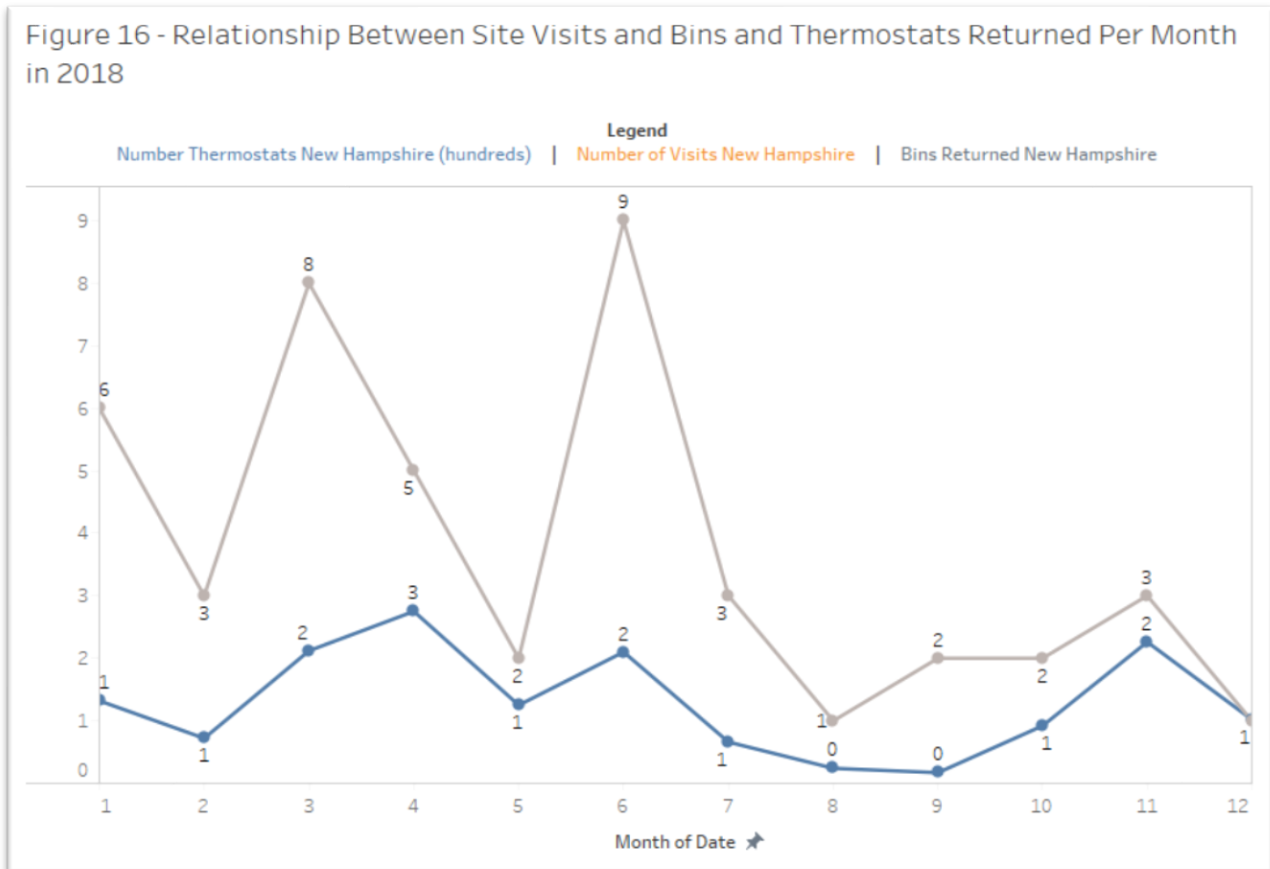


Figure 17 displays the relationship between the number of calls per month, the bins returned per month and the number of thermostats (by 100's) returned per month. Calls were placed in the months of January, May, and September.

Figure 17 - Relationship Between 'Miss You' Calls and Bins and Thermostats Returned per Month in 2018

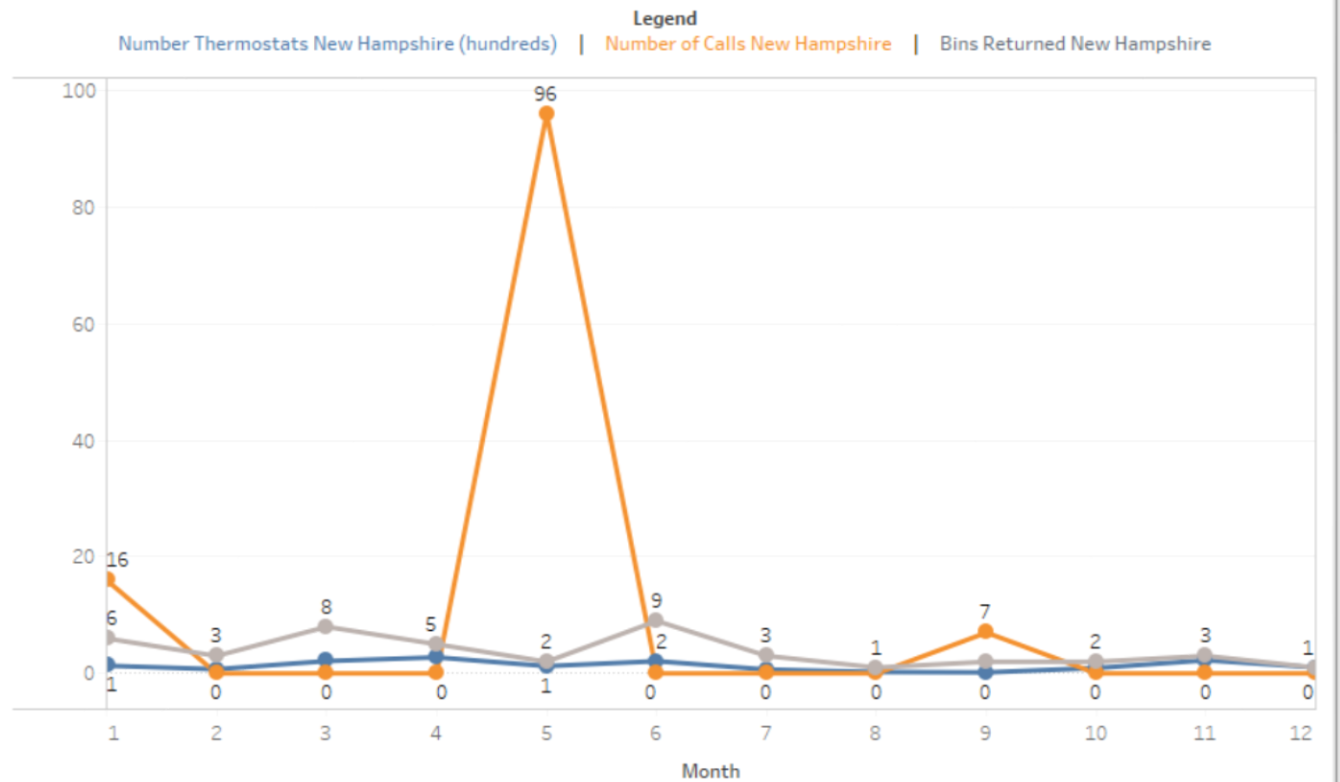




Figure 18 examines the return rates of four groups (if applicable) – locations that did not receive a call or visit, locations that received at least one visit, locations that received at least one call, and locations that received both a call and visit. The rate of active participation (which refers to locations that returned at least one bin) in 2018 was 25% for locations that did not receive either a visit and call but only 13% for called locations.

Figure 18 - Percent Change in Bins and Thermostat Returns for Locations that Received a Visit or Call Over Locations that did not Receive Either

	No Visit No Call	Call
Number of Locations	103	94
Rate of Active Participation*	25%	13%
Bins per Participating Location	1.08	1.08
Thermostats per Participating Location	37	48
Thermostats per Bin	34.29	44.23

\* Locations that returned one or more bins during 2018.

### SECTION 3: Comparisons to National and Other States' Data

To compare how the New Hampshire collection partners performed in 2018, the national average for the number of bins returned per locations that returned at least one bin was calculated and compared to the New Hampshire average since 2012. The average number of bins does not include locations that did not return any bins in that year. It should be noted that when making comparisons each New Hampshire has different regulations, different mix of housing types, local policies, and incentives that may have a unique impact on returns. Overall, the average number of bins returned per location per year was lower in New Hampshire than the U.S. average, as shown in Figure 19.

Figure 19 - Average Number of Bins Returned Per Location Per Year

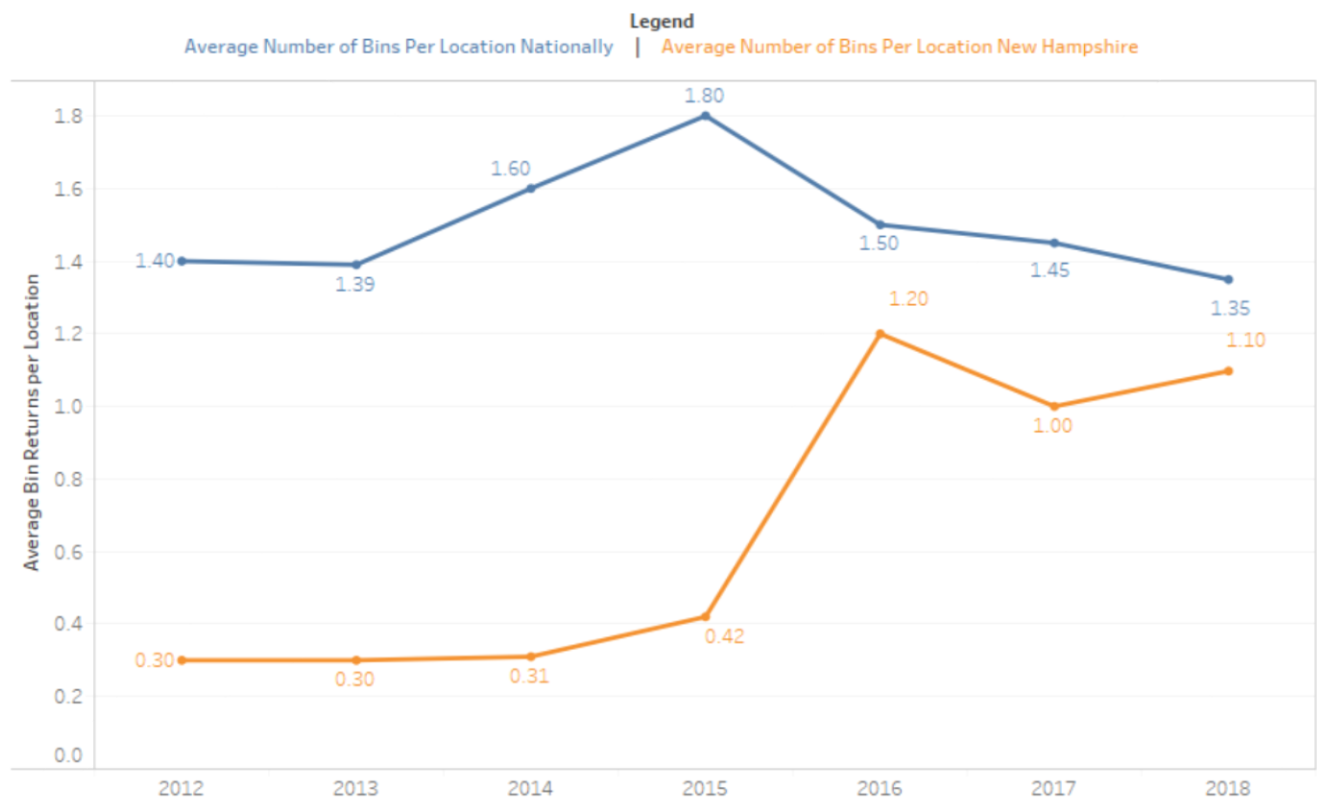


Figure 20 displays the locations in New Hampshire that returned more than one bin in a given year since 2015, and Figure 21 displays the top 10 partners in the U.S. over the same period in terms of the number of bins returned.

Figure 20 - Partner Locations in New Hampshire Returning More than 1 Bin per Last 4 Years

2015		2017	
F.W. Webb	8	F.w. Webb	11
The Granite Group	7	The Granite Group	7
S.g. Torrice Corp	4	Ferguson Enterprises	3
Rockingham Electric Company	2	Heathing Specialties of NH	2
Total Air Supply	2	Northeast Electrical Distributors	2
United Refrigeration	2	Rexel	2
		S.g. Torrice Corp	2
2016		2018	
F.w. Webb	6	F.W. Webb	6
S.g. Torrice Corp	3	Bell Simons	2
The Granite Group	3	Nottingham Transfer Station	2
API of NH	2	Smithfield Plumbing & Heating Supply	2

Figure 21 - Top 10 Performing Partner Locations Nationwide in Bins Returned Last 4 Years

2015		2017	
Johnstone Supply	519	Johnstone Supply	515
R.E. Michel	336	R.E. Michel	285
Ferguson Enterprises	184	United Refrigeration	192
United Refrigeration	176	Ferguson Enterprises	144
US Air Conditioning Distri..	106	Lennox Industries Inc.	89
Goodman Distribution Inc.	70	US Air Conditioning Distri..	73
Gustave A Larson Company	62	Refrigeration Supplies Di..	71
Refrigeration Supplies Di..	54	F.W. Webb	64
Lennox Industries Inc.	51	Goodman Distribution Inc.	60
Baker Distributing Compa..	50	Sid Harvey Industries	52
2016		2018	
Johnstone Supply	444	Johnstone Supply	364
R.E. Michel	292	R. E. Michel Co.	258
United Refrigeration	237	United Refrigeration	213
Lennox Industries Inc.	131	Ferguson	108
Ferguson Enterprises	104	Lennox	129
US Air Conditioning Distri..	70	Us Air Conditioning Distributors (USACD)	69
Ace Supply Co Inc	66	Watsco	60
Goodman Distribution Inc.	66	Wheelabrator	74
Lux Products	54	Sid Harvey	50
F.W. Webb	47	Goodman Distribution	55

Figure 22 displays total percentage of locations that actively participated in the program (active participation defined as sending back at least one bin) in 2018, for all the states that mandate thermostat returns reporting as well as the U.S. national average for all states (reporting and non-reporting). In 2018, 19% of the locations in NH returned at least one bin compared to a national average of 33%. The highest percentage of locations returning a bin in 2018 amongst states that mandate thermostat returns reporting was Rhode Island (73%).

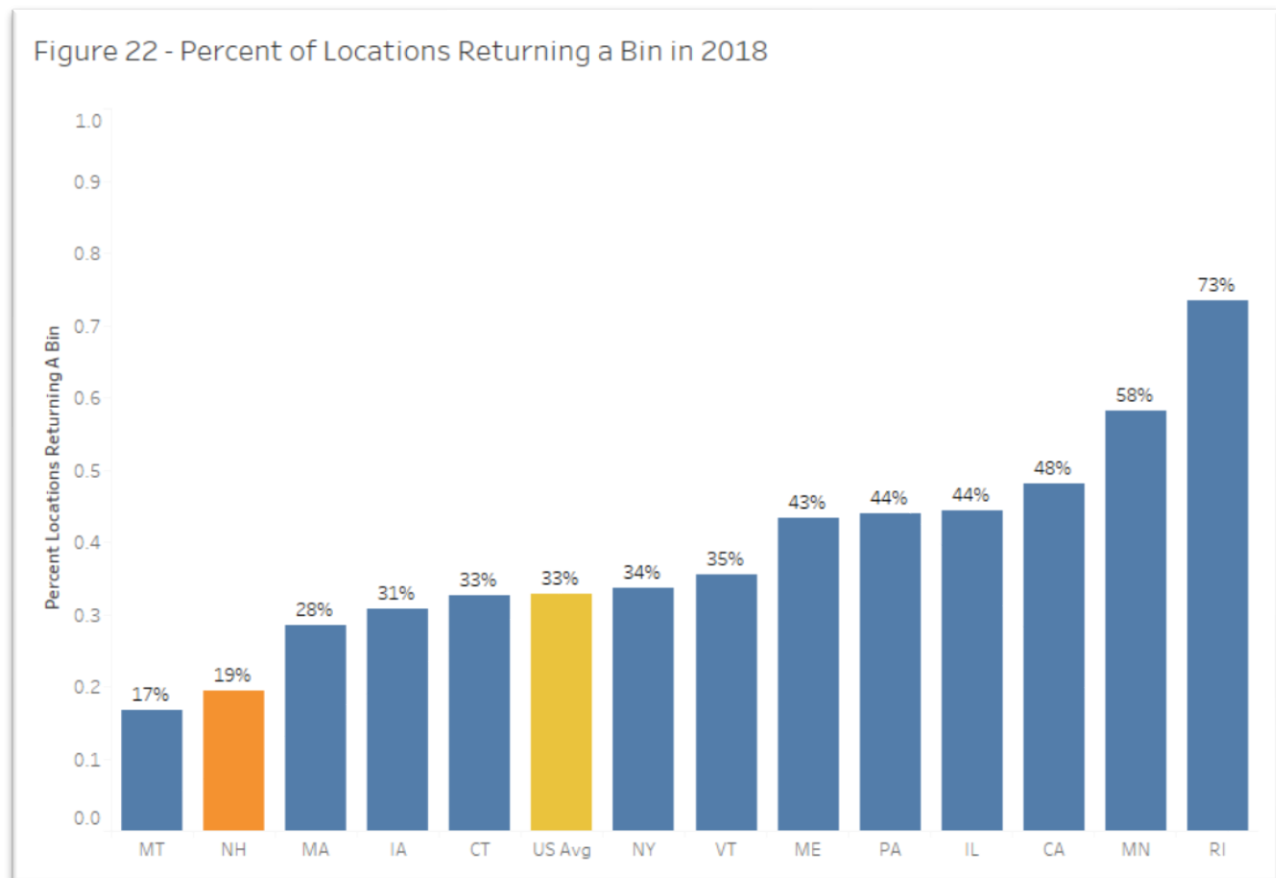


Figure 23 compares the New Hampshire and national rates for several analytics. These include: total whole thermostats, bins, and loose switches collected, number of thermostats collected by total locations and per actively participating locations, number of thermostats per bin returned on average, equivalent average, number of mercury thermostat equivalents returned in 2018, and finally percent change in mercury thermostat conversion from 2017 to 2018. The equivalent average is an average of the number of switches in whole thermostats collected in the New Hampshire, and it is used to represent an equivalent number of thermostats from returned loose switches. The thermostat equivalent number includes the totals of whole thermostats returned plus the number of thermostats estimated from loose switches. The states displayed are those that mandate thermostat returns reporting and the U.S. average is for all states that return bins (reporting and non-reporting).

Figure 23 - Comparison of States and US Average Among Several Categories

State	Whole Thermostats	Bins	Loose Switches	Thermostats returned per total # of locations with bins	Average Thermostats per bin	Average Thermostats collected per location that returned at least one bin in 2018	Equivalent Average	Thermostat Equivalents in 2018	% Change over previous year
CA	13,710	587	3,630	17	23	33	1.7600	15,773	-19%
CT	3,203	93	575	16	34	42	1.1000	3,726	-35%
IA	1,832	53	351	15	35	41	1.0800	2,157	-34%
IL	8,722	271	117	19	32	41	1.1700	8,822	-24%
MA	13,959	178	659	42	78	152	1.1400	14,537	62%
ME	3,014	105	2	15	29	35	1.0400	3,016	-24%
MN	7,859	117	774	59	67	101	1.2700	8,468	-5%
MT	314	5	65	13	63	63	0.9500	382	120%
NH	1,553	45	461	8	35	38	1.1700	1,947	-23%
NY	5,619	191	1,400	11	29	32	1.2200	6,767	-17%
PA	9,763	206	1,859	28	47	63	1.3400	11,150	1%
RI	4,384	65	22	93	67	125	1.0700	4,405	42%
VT	2,361	91	9	13	26	31	1.0800	2,369	-9%
US Avg	4,496	116	443	23	42	58	1.4461	4,817	-20%

Figure 24 further compares this state and national data by showing how each state ranked in each of these categories, from highest to lowest. New Hampshire ranked in the top half and above the U.S. average for thermostats returned per total number of locations with bins, average thermostats per bin, average thermostats collected per location that returned at least one bin in 2018, and percent change in thermostat equivalents over 2017. The states compared are those that mandate thermostat returns reporting and the U.S. average is for all states that return bins (reporting and non-reporting).

Figure 24 - Comparison of States and US Average Among Several Categories, Rankings

	Whole Thermostats	Bins	Loose Switches	Thermostats returned per total # of locations with bins	Average Thermostats per bin	Average Thermostats collected per location that returned at least one bin in 2018	Equivalent Average	Thermostat Equivalents in 2018	% Change over previous year
1	MA	CA	CA	RI	MA	MA	CA	CA	MT
2	CA	IL	PA	MN	MN	RI	US Avg	MA	MA
3	PA	PA	NY	MA	RI	MN	PA	PA	RI
4	IL	NY	MN	PA	MT	MT	MN	IL	PA
5	MN	MA	MA	US Avg	PA	PA	NY	MN	MN
6	NY	MN	CT	IL	US Avg	US Avg	IL	NY	VT
7	US Avg	US Avg	NH	CA	CT	CT	NH	US Avg	NY
8	RI	ME	US Avg	CT	IA	IA	MA	RI	CA
9	CT	CT	IA	IA	NH	IL	CT	CT	US Avg
10	ME	VT	IL	ME	IL	NH	IA	ME	NH
11	VT	RI	MT	MT	NY	ME	VT	VT	IL
12	IA	IA	RI	VT	ME	CA	RI	IA	ME
13	NH	NH	VT	NY	VT	NY	ME	NH	IA
14	MT	MT	ME	NH	CA	VT	MT	MT	CT

## 2018 Collections by Brand

In New Hampshire, Thermostat Recycling Corporation (TRC) recovered the equivalent of 1,946 mercury thermostats from 1,553 whole mercury thermostats plus 461 mercury switches removed from thermostats. A total of 14.56 pounds of mercury was diverted from solid waste.

\*Please note the explanation of the converted thermostats or thermostat equivalents below.<sup>2</sup> An example of the mercury ampoule is shown below.



As required by the New Hampshire statute, a table of thermostat brand holder with the corresponding thermostats, count of switches and pounds of mercury recycled is below. It is important to note that there still remain non-members whose thermostats the TRC collection program recycles. They are listed in the table as “Non-Member Brands”. Also, there were a few changes that affected TRC’s membership.

1. Lear Siegler dissolved their business and is no longer a paying TRC member. Please see the Appendix regarding their dissolution notice.
2. Johnson Controls, Inc. closed on a transaction which acquired the assets of Lux Products Corporation. Lux’s remaining liabilities (including the mercury thermostat obligation) remained with a newly created company, STLPC Corporation.

---

<sup>2</sup> A mercury thermostat contains a variable amount of mercury ampoules or “switches” attached to the subbase of the thermostat. These glass ampoules often times are collected in the recycling container without the intact thermostat attached to them. TRC collects and counts these loose ampoules and recycles them. To derive the converted thermostat or thermostat equivalent, the program takes the following calculations to develop the converted thermostat or thermostat equivalent. First, TRC will count the total whole (intact) thermostats collected in the recycling bins. From these units, there is an intact ampoule count. TRC then takes the intact ampoules divided by the whole (intact) thermostats or otherwise known as the conversion ratio. After the conversion ratio is calculated, TRC will multiple the loose mercury switches by the conversion ratio. Lastly, we add this result to the whole (intact) thermostats to produce the converted thermostats or thermostat equivalents.

Brand Holder	Thermostats	Count Switches	Pounds Mercury
Bard Manufacturing Corporation	0	0	0
Burnham Holdings, Inc	1	1	0.0062
Carrier Corporation	24	34	0.2108
Chromalox	0	0	0
Climate Master, Inc.	0	0	0
Crane Company	0	0	0
Daikin Applied	0	0	0
ecobee	0	0	0
Emerson Electric Corporation/White Rodgers	102	110	0.682
Empire Comfort Systems	3	9	0.0558
General Electric Corporation	30	74	0.4588
Goodman Global	0	0	0
Honeywell Home	1342	1549	9.6038
Hunter Fan Company	0	0	0
ITT Corporation	0	0	0
Lennox International Inc.	2	6	0.0372
Marley-Wylain Company	2	4	0.0248
Nest	0	0	0
Nortek Global HVAC	1	1	0.0062
Rheem Manufacturing Company	1	1	0.0062
Schneider Electric (Invensys Controls)	1	1	0.0062
Sears Holdings	1	1	0.0062
STLPC (Representing the liability of Lux Products Corporation)	11	11	0.0682
Taco Comfort Solutions	1	1	0.0062
TPI Corporation	1	1	0.0062
Trane Residential Systems	24	78	0.4836
Uponor, Inc.	0	0	0
Vaillant Corporation	0	0	0
W. W. Grainger	0	0	0
York/Johnson Controls	4	4	0.0248
<b>Non-Member Brands–</b>			
AMERICAN STABILIS	1	1	0.0062
EWC INC	1	1	0.0062
<b>NOM (Manufacturer not identifiable)</b>			
Loose Switches	0	461	2.8582
<b>TOTAL</b>	<b>1,553</b>	<b>2,349</b>	<b>14.56</b>



## 2018 Accounting of the Program Expenses

Below is a summary of program expenses for the New Hampshire collection program in 2018. 2018 program expenses (reported in the annual report) are unaudited and are for management purposes only. Prior to submittal of this annual report, the expenses were reviewed by Halt, Buzas & Powell, LTD. In 2018, the program spent nationally a grand total of \$3,306,769.

Program Component	2017	2018	Difference (\$'s)
Direct Expense for Marketing & Outreach	5,142	-	(5,142)
Incentive/Promotional Payments	-	-	0
Legal	-	-	0
New Collection Containers	-	-	0
Recycling Costs	9,328	6,840	(2,487)
Travel	-	-	0
TRC Staff and Administration	619	3,526	2,907
<b>Total (expenses)</b>	<b>15,090</b>	<b>10,367</b>	<b>(4,723)</b>

## 2018 Education and Outreach

### *Direct Marketing (Email, Mail, Other Communications)*

#### Current Collection Locations

##### *Small Pails Expanded*

In 2018, TRC shipped 320 small pails to collection points around the country. We also shipped 451 new green bins. In comparison, the program shipped 510 new green bins in 2017 and 191 small pails<sup>3</sup>. Collection locations either requested the new pail when they signed up to participate in the program or were switched out with the ‘nudge’<sup>4</sup> campaign. The large, green bins which have been the staple of the program, continued to be replenished to a collection location. Because the containers are reused and bar coded, we anticipate that the request for new containers will continue to decrease as the program operates into the future.

- Of the totals provided, TRC shipped 4 NEW small pails and 3 NEW large bins in New Hampshire.

##### *Collection Location Outbound Phone Calls*

Our outbound phone calls have been branded internally as the “Miss You Call” process. These calls promote collection container returns and in 2018, these calls were handled more efficiently. TRC reallocated resources for miss you calls to collection sites that have not returned a container in over a year. These calls were outsourced to two companies; Regus Property Management and Intelligent Office. By outsourcing calling, TRC has amplified its call time to 25 hours a month and increased the number of bins returned. The accumulation of these changes has netted the program an increase of 563 calls over 2017. In total, the program called 2,962 current collection locations in 2018.

- Of the totals provided, TRC completed 119 calls to encourage shipping the recycling container compared to 111 a year prior in New Hampshire. A copy of the locations called can be found in the Appendix.

---

<sup>3</sup> New bin orders coincide with accounts that open new stores, move or lose their existing containers.

<sup>4</sup> Originally, the ‘nudge’ campaign was intended to automatically send pails to locations that returned bins with 6 or less thermostats and asking the location to consider using the pail going forward and return their large, green bin. Partway through 2018, the campaign was modified to only send pails to locations that inquired about the new container because many pails were lost or returned in the original campaign.

### *Collection Location Postcards*

Following up the 'Miss You' call process, TRC sent well over 5,900 postcards throughout the year to collection locations that haven't shipped a bin in the past year.

- Of the totals provided, TRC mailed 417 reminder postcards in New Hampshire. A year prior TRC sent 362 postcards.

### *Collection Location Emails*

A trigger system was developed in which TRC emailed locations three weeks after receiving a postcard to encourage them to directly ship the recycling container.

- TRC emailed 53 collection locations three weeks after the location received a reminder postcard to ship their container in New Hampshire.

### *Collection Location Site Visits*


1,533 site visits were completed in the following states: California, Connecticut, Illinois, Maine, Minnesota, New York, Pennsylvania, Rhode Island, and Vermont. The purpose of a site visit is to inform the location of their requirement for participation, what their specific state statute requires of them, scheduling a shipment of our recycling container, and to answer any questions they may have. Often times, valuable intel is gathered during the site visit which is used to enhance TRC's outreach and other tactics.

- Of the totals provided, TRC visited 0 collection locations compared to 29 in 2017. A copy of the sites (if any were completed) visited can be found in the Appendix.

## HVAC Industry

The HVAC industry is arguably still the best, most productive and most engaged channel for recycling mercury containing thermostats. We consider this industry to be HVACR manufacturers, wholesale distributors, and contractors which are intimately involved with the recovery of mercury thermostats. In 2018, TRC took the following actions:

- Continued the Big Man on Planet (BMOP) Competition but renamed the contest to "Banish Mercury Off the Planet".



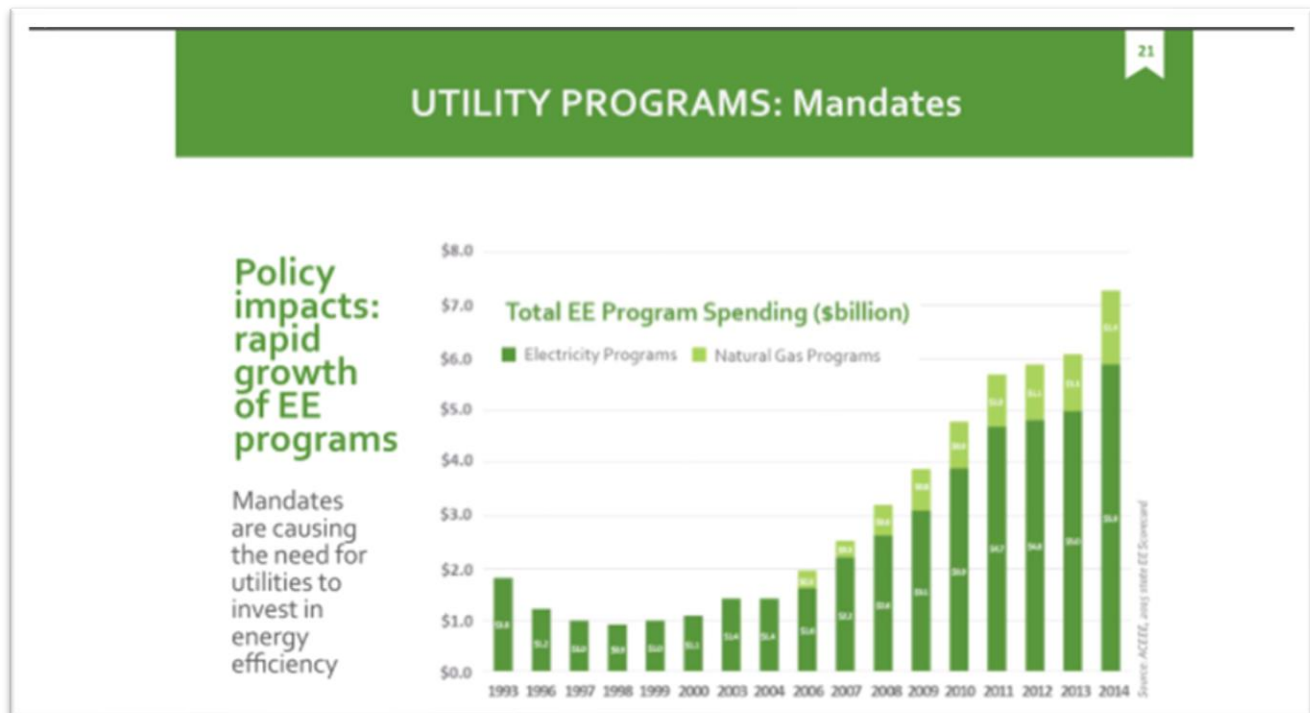
- Pursued HVAC Educators with a direct mailing. TRC sent to 753 contacts a direct marketing letter encouraging educators to use provided materials to update their curriculum on mercury thermostats. We placed revisions to the apprenticeship and curriculum guides. Trade associations; PAHRA & ACCA worked our informational materials into presentations to the US Department of Labor. TRC's information was also added to the schools that are PAHRA accredited<sup>5</sup>.
  - Of the totals provided, TRC sent three contacts in New Hampshire this mailing.
- TRC followed up its exhibition at the Service World Expo with a follow-up direct mailing to attendees offering to participate in the program. TRC sent to 230 contacts a direct marketing letter encouraging participants of the Service World Expo to sign up for and use the recycling program.
  - Of the totals provided, TRC sent four contacts in New Hampshire this mailing.
- Sent an email to all ACCA members reminding them of their responsibility to inform technicians about recycling. ACCA does not provide a breakout of its members.

---

<sup>5</sup> The committee is made up of members of AHRI manufacturers, HARDI distributors, ACCA contractors, CARE educators-instructors, RSES, PHCC contractors, CARE educators and the Association of Career & Technical Educators (ACTE).

## Utility Industry

In 2018, TRC continued its refined approach engaging the utility sector, specifically targeted actions toward the utility companies themselves, the installer/implementer, and community action agencies. Each of these audiences have distinct messaging requirements and informational needs. TRC attended a utility-focused webinar which included data on the expansion of energy efficiency policies and the impacts to HVACR replacement programs. As demonstrated in the chart below (Source; DOE website), programs including energy efficiency have been expanding exponentially in recent years. It has been our experience that these programs include thermostat replacements through the use of prescriptive incentive rebate schemes or direct installation programs.



With these learnings in mind, TRC took the following actions:

1. Purchased research on energy efficiency projects geared towards thermostat replacements and rebates/incentives. The goal is to continually use the list, review program offerings and look for ways to increase awareness and direct participation in the recycling program.
2. Directly marketed to 24 community action agencies and NGO's in New Hampshire.
3. Published a low-income focused article on Energy Central (invite-only blog site for utility industry participants) which has wide, national, and interactive distribution.

4. Developed marketing collateral for the paying TRC members to include in utility-based RFP's for thermostat replacement programs.



### Waste Related Sector and Household Hazardous Waste (HHW) Industry

Not unlike the utility industry, TRC spent time with the waste-related sector. These attempts were to gain new collection locations, form better relationships with the audience and raise overall awareness of the TRC program. Because of these learnings, TRC took the following actions:

- Scoured google alerts for new HHW facilities openings or events to target phone call or email outreach to encourage them to use program. There were 0 results in NH.
- Sent Earth911.org a copy of our collection location list for cross-promotion on their website.

## Advertising and Awareness

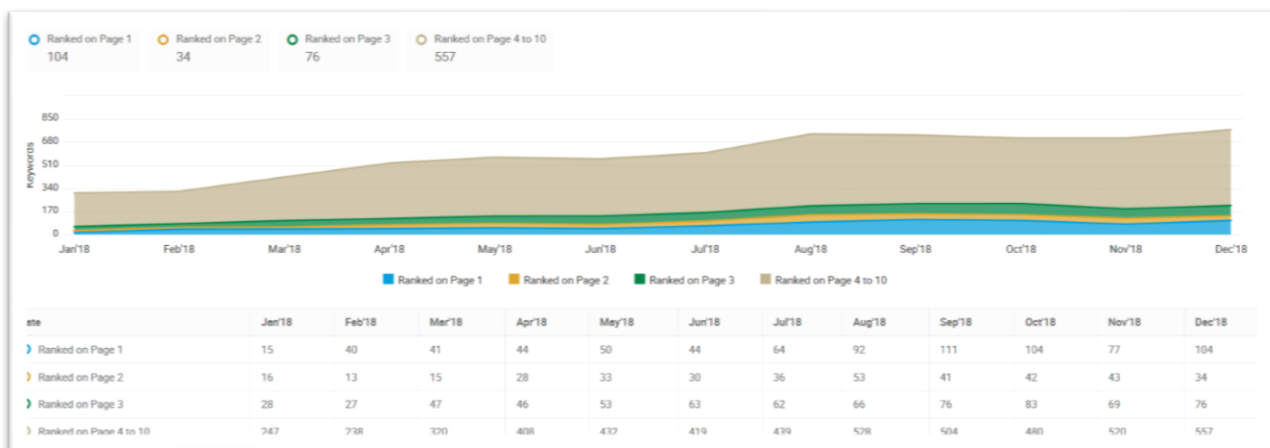
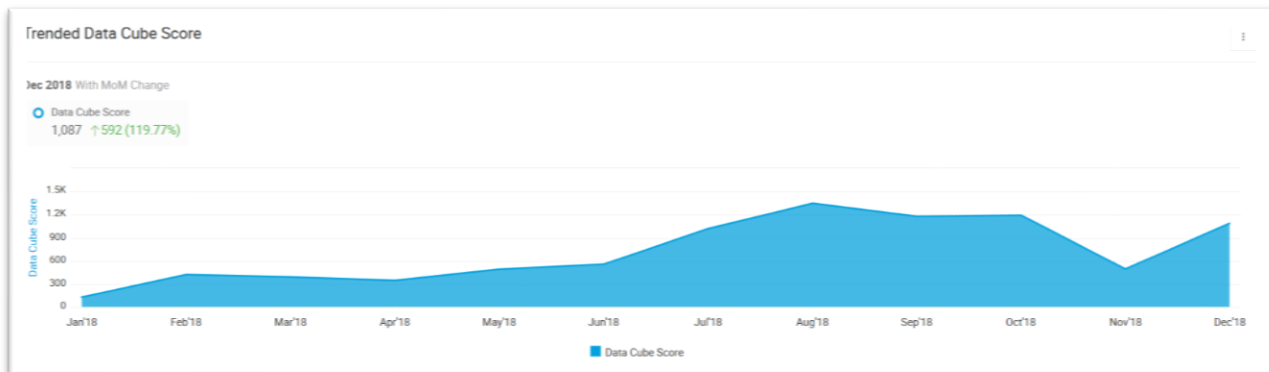
### SEO

Search Engine Optimization (SEO) is the process whereby a website is optimized through original content and on-site coding tactics so that it appears at the top of “organic searches.” An organic search is one that appears “naturally” in a search engine like Google or Bing. In other words, an organic listing is not ranked through paid search.

Organic traffic to a website is more relevant. Site visitors arriving at a website are typically more engaged with such sites as measured by time spent, pages visited, return visits, etc.

Gillespie Group was engaged to expand TRC’s organic search footprint. Two key measures were identified as a baseline for growth. They are: Data Cube (organic search volume multiplied by click through rate) and page-one organic terms. In January, TRC had a Data Cube score of 130 and only had 15 organic search terms ranked on page one of a Google search.

Through December of 2018, both the Data Cube and Page One Keywords have increased. The Data Cube is now at 1087 and the page-one keywords are at 104.



Two main tactics were deployed to improve TRC’s organic search position: Original Content and On-Site Optimization.

### Original Content

TRC has added approximately ten (10) units of content to the website per month. A “unit of content” is defined as a page, a blog post, video or other content.

This content has been linked out to TRC’s social platforms, providing another path for organic optimization.

### On Site Optimization

TRC has focused on optimizing the site’s code and structure. Currently the site is performing very well with minimal site errors and optimized meta and micro data (i.e. alt tags, title tags, meta descriptions, etc.).



### Search Engine Marketing

Search Engine Marketing (also SEM or pay per click—PPC) is the process of buying a paid position on the search engine results page. TRC refined its SEM approach this year with positive results.



## Custom scorecard TRC 2018 Review

Custom compared to previous year X

Add an optional description

Impressions

1.6M

↓ -2M (-55%)



Clicks

17K

↑ 291 (2%)



CTR

1.00%

↑ 0.56% (127%)



Conversions

2,722.00

↑ 233.00 (9%)



Cost / conv.

\$9.28

↑ \$2.14 (30%)



Search Impr. share

29.88%

↑ 11.34% (61%)



Jan 1, 2018 - Dec 31, 2018 compared to Jan 1, 2017 - Dec 31, 2017

## Print Advertising

### **ACHR News**

Field Served: All branches of the air conditioning, heating and refrigeration industry (residential, commercial and industrial) including contractors, dealers, distributors, wholesalers, manufacturers, consulting engineers and architects, public utilities, government agencies and associations, exporters and importers, industrial and commercial buyers and users, libraries, schools, students and others allied to the field.

- Circulation: 33,220 (National), 154 (New Hampshire)
- 2/3rd page Square, BW Ad (6" x 8")
- June 26th issue: High End HVAC
- Issues:
  - 22 January 18
  - 12 March 18
  - 24 September 18
  - 22 October 18

### **Distribution Center Magazine**

Field Served: As the official publication of HARDI, Distribution Center is the primary source for editorial commentary, content and resources designed to enhance the success and effectiveness of HVACR wholesale distribution.

- Circulation: 11,000 (National), 61 (New Hampshire)
- 2/3rd page, vertical, 4Color
- Issues
  - May Issue
  - October Issue

### **BOMA Magazine**

Field Served: This is the official publication of the Building Owners and Managers Association. BOMA's readers own or manage more than 80% of all prime commercial properties and facilities in North America. The magazine reaches building owners, managers, developers, asset managers, corporate facility managers and government real-estate officials.

- Circulation: 17,000 (National), 8 (New Hampshire)

- Full Page, 4C
- Issues
  - January / February Issue
  - May / June Issue
  - September / October Issue
  - 2018 TOBY Magazine Issue (June)
  - Special annual publication recognizing the nominees of the TOBY Awards
  - BOMA Conference and Expo Guide (June 2018)

### **Affordable Housing**

Field Served: Affordable Housing Finance provides authoritative, in-depth information on the latest advances in building and operating affordable housing, reaching owners, developers, managers and lenders.

- Circulation: 11,000 (National print), 29,272 (National digital), 45 (New Hampshire print)
- ½ Page Vertical 4C
- Issues
  - June Issue
  - October Issue
  - November / December Issue

### **Facilities Management Journal (FMJ)**

Field Served: This is the official publication of the International Facility Management Association.

- Circulation: 24,000 (National), 45 (New Hampshire)
- Full page, 4C 8.5" x 10.875"
- Issues
  - July / August
  - Safety, Security and Risk
  - September / October issue
  - People, Process and Place
  - Bonus Distribution at IFMA World Workplace Conference and Expo in Houston

## Home Energy Magazine

Field Served: Home Energy Magazine provides up to date information on energy-efficient products and best practices in home performance, energy efficiency, comfort, health and affordability. The magazine reaches 50,000 contacts at trade organizations in the home performance and green building industries.

- Circulation: 50,000 (National)
  - Individual state circulation numbers were not available when this report was written.
- Full page, 4C
- Spring Issue (FP4C)

## Creative

### Sample Ad



## Utility Handout

**Thermostat Recycling Corporation**

**WHO IS TRC?**


Thermostat Recycling Corp., founded in 1976, is an industry leader in mercury recycling supported by 30 national courts. After successfully recycling old wall-mounting thermostats in the United States, TRC maintains a network of more than 1,000 collection sites nationwide and has recovered more than 2.4 million thermostats, containing 7 tons of mercury, since its inception. TRC recycles all kinds of mercury and mercury deposits of mercury, switchgear, thermometers, and more. From mercury, TRC recycles 100% into non-mercury recycling products.

**Thermostat Replacement Programs can Deliver Non-Energy Benefits, Too:**


- Exceeding state or federal energy performance goals by meeting the demand of the community.
- Reducing water pollution management at cost of sale.
- Reducing greenhouse gas emissions.
- Reducing mercury contamination in the public's food chain.
- Reducing fire hazard and safety of residents.

**5 easy STEPS**


- STEP 1 RESEARCH CERTIFICATION REQUIREMENTS**  
 Find out a professional contractor or company that is certified by the Thermostat Recycling Corporation. You can find a list of certified contractors on the TRC website, [www.trcinc.com](http://www.trcinc.com).
- STEP 2 EMERGENCY EFFICIENCY INCENTIVES/ REBATES/ DEDUCTIONS**  
 Find out if your program is eligible for incentives, rebates, or deductions. For more information, visit [www.trcinc.com](http://www.trcinc.com).
- STEP 3 THERMOSTAT REPLACEMENT PROGRAM DETAILS**  
 Find out the details of the program. Research the program, find out the details of the program, find out the details of the program.
- STEP 4 REPLACE AND REMOVE THE OLD THERMOSTAT**  
 In the U.S., TRC offers a free service to help you replace and remove your old thermostat. This service is available in all 50 states and the District of Columbia. For more information, visit [www.trcinc.com](http://www.trcinc.com).
- STEP 5 RECYCLE**  
 TRC recycles all kinds of mercury and mercury deposits of mercury, switchgear, thermometers, and more. From mercury, TRC recycles 100% into non-mercury recycling products.



**Thermostat Recycling<sup>™</sup>**  
CORPORATION



WE BELIEVE IN DELIVERING NON-ENERGY BENEFITS TODAY  
**BEFORE THE NEW ONE GOES UP,**  
 THE OLD ONE MUST COME DOWN.  
 HELP US RECYCLE EVERY MERCURY THERMOSTAT,  
*every time.*



**JOINT OWNERS IN THE INDUSTRY RESPONSIBLE TAKING BACK MERCURY THERMOSTATS:**

- Heat Manufacturing
- Mountain Heating, Inc.
- Airco Corporation
- Chemco
- Climate Master, Inc.
- Copco Controls
- Harbor Springs
- Johnson White Building
- Kansas Comfort Systems
- Central Airline, Corporation
- Comfort Systems, Inc.
- Haverhill International, Inc.
- Horner Fan Company
- Ingersoll Corporation
- JLT Corporation
- Law Sargent
- Lathrop International Inc.
- Lusk Products
- The Lusk Products Company
- Mather (Under FPLHC)
- Mather Manufacturing Company
- Mather Heating
- Pace Mechanical Solutions
- PSC Heating
- Pace Mechanical Systems
- Ruppco, Inc.
- Wallace Corporation
- W. H. Galt
- York-Burner Controls

**WHO IS TRC?**

Thermostat Recycling Corp. Founded in 1998, is an industry-funded nonprofit corporation supported by 36 manufacturers that historically installed and sold mercury thermostats in the United States. TRC maintains a network of more than 3,000 collection site nationwide and has received more than 2.6 million thermostats, containing 1 tonne of mercury, since its inception. TRC assumes all costs to transport and properly dispose of mercury switch thermostats received from service. To learn more about TRC, visit [thermostatrecycle.org](http://thermostatrecycle.org).

# Community Organization Brochure

## WHO WE ARE

Thermostat Recycling Corporation (TRC) is a free recycling program for mercury containing thermostats. Production of these devices ceased in 2007, but we remain committed to providing a convenient, easy-to-use and lawful way to dispose of them. TRC is funded by manufacturers that sold and branded mercury thermostats in the US as well as companies that produce replacement devices. To date, 2.1 million units have been collected!

## IT'S THE LAW

State and federal laws require that, once a mercury thermostat is removed, it must be properly recycled. If you implement programs in the following states; California, Connecticut, Florida, Illinois, Iowa, Louisiana, Maine, Massachusetts, Minnesota, Montana, New Hampshire, New York, Oregon, Pennsylvania, Rhode Island, and Vermont recycling mercury containing thermostats are required. In some states, non-compliance can lead to fines up to \$25,000 per device. Also, these devices contain at least 1,000 times more mercury than a CFL bulb and should never be put in the trash.

## FOR THE COMMUNITY

Recycle  
**THIS.**

COLLECTING TONS OF MERCURY TO  
ENSURE SAFE HOMES AND A CLEAN  
ENVIRONMENT.

### TRC MEMBERS

BOYNTOWN CORPORATION  
BRIE  
BURNS  
BURN BURNAL TUBING  
CORPORATION  
BURNHAM INDUSTRIES, INC.  
CARLISLE CORPORATION  
CHRYSLER  
CLIMATE MASTER, INC.  
CRANE COMPANY  
DANCO APPLIES  
EMERSON ELECTRIC  
CORPORATION / WHITE HOUSE  
ENERGY EFFICIENT SYSTEMS  
GENERAL ELECTRIC CORPORATION  
HONEYWELL INCORPORATED  
HOTTENSTEIN COMPANY  
HUTCHINSON  
LEAK DETECTOR ORIGINAL CHARTER  
MEMBERSHIP  
LEONARD INTERNATIONAL INC.  
LITTON INDUSTRIES CORPORATION  
MAESTRI WILSON COMPANY  
NORTH HAVEN, INC.  
RHEEM MANUFACTURING COMPANY  
CHRYSLER ELECTRIC SYSTEMS USA  
SEARS ROEBUCK  
F.P. CORPORATION  
TECH TRAC SOLUTIONS  
TRANE RESIDENTIAL SYSTEMS  
UTPROM, INC.  
VALLEY CORPORATION  
W. W. GRUBBS, INC.  
YORK (UNION) ELECTRICS

For more info visit:  
[thermostat-recycling.org](http://thermostat-recycling.org)

Follow us: [f](#) [t](#) [in](#)

**Thermostat Recycling**  
CORPORATION

[thermostat-recycling.org](http://thermostat-recycling.org)

1.888.255.0550 | [info@thermostat-recycling.org](mailto:info@thermostat-recycling.org)

Photo by: [recycledesigns](#)



**FAMILY AND SAFETY FIRST!**  
Customer safety and environmental stewardship is increasingly important for today's utility company. That's why we've partnered with dozens of utility providers throughout the nation to ensure that mercury thermostats are safely collected and properly disposed. Mercury is a human health hazard if it is not disposed of properly. It contaminates the environment and will harm others and wildlife. With the help of utility companies, and thousands of other national partners, we've collected over 2.1 million tons of mercury since 2007.

**WEATHERIZATION AND GRANTS THROUGH GOVERNMENT AGENCIES**

The sales, installation, and disposal of mercury containing thermostats may have been banned in the state that you have received Weatherization Assistance Program (WAP) grants from the Department of Energy. It is important to consider your obligations in informing others and managing the proper recycling of these devices during weatherization projects focused on energy efficiency. There is a strong likelihood that HVAC systems (furnaces, boilers, and heat pumps) are still controlled by non-programmable, non-digital, mercury-containing thermostats. It is also likely that these devices are still in operation within the residences that your programs target. Because of this, you should consider the following recommendations.

Participate directly in the TRC program or require the technicians administering the weatherization grants to do so and update your field guides with information related to mercury thermostat regulations. The National Renewable Energy Laboratory (NREL) has listed under the Standard Work Specifications (SWS) tool via its website, information related to mercury thermostat assessment and handling. The standard 5.3104.b Controls - Thermostat Replacement describes details on how to handle thermostats containing mercury. It is important that sub-grantee recipients know that workers and occupants can and will be protected from improper disposal or handling of these devices. The custody of control is limited to universal waste generators. But, the moral obligation to communicate responsibilities to hired technicians remains within your control.



**OUR BINS AND PAILS**  
Thermostat Recycling Corporation works with retail partners, wholesale companies and municipalities. We provide large and small collection bins. TRC handles the collection and replacement of our bins.

## Press Releases/Earned Media

Press Releases/Earned Media	
January	Thermostat Recycling Corp. Offers Public Comment on Philadelphia's Clean Energy Vision
February	The NEWS: The TRC Journey with a Chicago Message
March	Ryan Kiscaden, Executive Director, Thermostat Recycling Corp. Receives Waste Management's "40 Under 40" Award
March	Feature Article, Strategies magazine: Saving the World One Thermostat at a Time
	Waste 360 Interview: Kiscaden Continues TRC's History of Strong Leadership
April	RISE Engineering Recognized as a Growing Mercury Thermostat Recycler in the United States
May	Johnstone Supply Leads TRC's 1st Quarter Thermostat Recycling Tally
June	Chase's Calendar of Events Officially Adds TRC's Recycle Your Mercury Thermostat Day

June	California Nearly Triples Daily Penalty to \$70,000 for Improper Hazardous Waste Disposal
June	HVACR Insider: The Nudge: A Nobel Winning Solution to Increasing the Recycling of Mercury Containing Thermostats?
July	The Ft. Washington Business Alliance Connections: The MBA Influence
August	Johnstone Supply Leads TRC's 2nd Quarter Thermostat Recycling Tally
August	Energy Central Publication: Behavior Change Can Be Difficult - Use the "Nudge" For Real Results
September	The NEWS: Guest Columnist: Know Thy Customers' Preferences and Give Them the Gift of Choice
September	It's That Time Again ... Turn Up That 'Stat' - Tips and Tricks to Stay Warm and Energy Efficient this Heating Season
October	Thermostat Recycling Corp. Celebrates 20th Anniversary
October	Energy Central Publication: How Valuable is Your Customer?
October	The News: The Stats on Stat Recycling
December	TRC Announces 2018 Banish Mercury Off the Planet Competition Winners
December	TRC Applauds Illinois' New Mercury Containing Thermostat Regulations

## Blogs

Blogs	Description
January	The Power of Public Comment
January	Recycling and a Degree of Proportionality
February	The TRC Journey with a Chicago Message
March	Becoming Smarter, One Thermostat at a Time
March	Thermostats, TRC and Our Elevator Speech
April	Thermostat Recycling Corp. Celebrates 20 Years

May	What Would Rachel Carson Think?
May	The Nudge: A Nobel Prize Winner's Solution to Increasing the Recycling of Mercury Containing Thermostats?
May	Busting Myths
June	California Imposes Massive Penalty
July	A Day to Remember: Recycle Your Mercury Thermostat Day
September	Sustainability: A Self Examination
October	TRC Celebrates 20 Years
October	Household Hazardous Waste Centers Are Our Least Effective Collection Types
October	A Nudge in the HVACR Business
October	We Get the Damnedest Things in Our Bins
December	TRC Announces BMOP 2018
December	How Did TRC and the Industry Perform in 2018? We Share the Good News

### 2018 Trade Shows, Conferences, and Presentations

Please note that many of these events are national in nature. Some, but not all will benefit New Hampshire, regardless of if the event happened in state or a nearby region.


Date	Show	Location
<b>January</b>		
22-24	AHR Expo	Chicago, IL
<b>February</b>		
7th -9th	Midwest Energy Efficiency Alliance Trade Event	Chicago, IL
7th-8th	Better Buildings by Design - Efficiency Vermont Event	South Burlington, VT
12th-14th	IE3 Show (ACCA National Event)	Washington, DC
13th-14th	Home Performance Coalition New England Regional Expo	Saratoga Springs, NY
19-22	Association Energy Services Professionals Show	New Orleans, LA
<b>March</b>		



5th	NY Public Services Commission Energy Efficiency Forum	New York, NY
5th - 7th	Solid Waste Association of North America Expo	Denver, CO
10th	Plumbing, Heating, Cooling Contractors of Massachusetts Expo	Marlboro, MA
26th	MassRecycle Event	Framingham, MA
26th-28th	HVAC Excellence Trade Show	Las Vegas, NV
<b>April</b>		
5th	Mechanical Contractors Tech Day	Mokena, IL
23rd-26th	Home Performance Coalition National	Philadelphia, PA
23rd-26th	Waste 360 Expo	Las Vegas, NV
<b>May</b>		
3rd	Energy Coordination Agency Presentation	Philadelphia, PA
7th	OESP presentation (Long Island chapter)	Long Island, NY
8th-9th	BuildingsNY Expo	New York, NY
20th-23th	New York Federation Annual Meeting	Sagamore, NY
<b>June</b>		
7th	Pennsylvania Solid Waste Authority Committee Meeting	Harrisburg, PA
11th	Inter-Faith Housing Alliance's 21st Annual Golf Tournament & Luncheon	Lansdale, PA
20th-21st	Midwest Energy Efficiency Alliance Meeting	Louisville, KY
25th-27th	National Energy & Utility Affordability Coalition	Phoenix, AZ
<b>July</b>		
17th	National Recycling Coalition Webinar	National
25th-27th	Professional Recyclers of Pennsylvania Training	Harrisburg, PA
<b>August</b>		
13th	Onondaga County Collection Event	Jamesville, NY
16th	Hosting of MEEA Webinar – "Trouble Finding the Right HVAC Trade Allies?"	National
15th	APR Supply Annual Buying Show	Hershey, PA

24th	Efficiency Maine Public Meeting	Portland, ME
27th-31st	National Association Hazardous Materials Management Association Trade Event	Portland, ME
<b>September</b>		
5th-7th	Energy Star Partners Meeting	Phoenix, AZ
18th-21st	Used Oil / HHW Training & Symposium	Garden Grove, CA
<b>October</b>		
2nd	Association Energy Services Professional Webinar Presentation	Global
2nd-3rd	Northeast Energy Efficiency Partnerships Summit	Middletown, RI
10th-12th	Service World - HVAC Contractors Trade Expo	Las Vegas, NV
30th-31st	Northeast Recycling Coalition Conference	Rocky Hill, CT
<b>November</b>		
14th	IHACI Annual Trade Show	Pasadena, CA
<b>December</b>		
1st - 4th	Heating, Air Conditioning, Refrigeration Distributors International Annual Conference	Austin, TX

An example of our trade show booth is demonstrated below.



## 2019 Program Modifications

### *Thermostat Recycling Corporation's 2019 Goals*

TRC continues to set high-level annual goals for the organization. These goals assist in decision making and prioritization of activities. For the calendar year of 2019, TRC plans to focus on:

1. Continuing to fulfill New Hampshire statutory requirements, agreements and other arrangements for regulatory compliance.
2. Targeting mercury thermostat collections at Utilities. Maintain the HVAC industry collections. Other key audiences vary by requirements.
3. Focusing on education and awareness tactics geared toward tech schools, post-secondary and technical reference manuals placements.

### *Thermostat Recycling Corporation's Planned Tasks*

In addition to the above goals, TRC will set specific tasks to focus on. Completion of these tasks' aid in the overall organization's goals.

1. Look for opportunities to switch existing collection points to small pails.
2. Audit our processing facility for efficiency gains and consistent recycling container lead times.
3. Attend and integrate learnings from other EPR products after quarterly Executive Director in-person meetings.
4. Roll-out public releases throughout the year (blogs, press releases, and articles).
5. Continue the program's operational activities such as outbound phone calls, mailing reminder postcards, and visiting sites. Use collection data trends and available tools to target these initiatives.
6. Attend the list of 2019 events such as trade shows and conferences. Look for speaking opportunities at attended events.

Date	Show	Location
<b>January</b>		
14th-16th	AHR Expo	Atlanta, GA
21st-24th	AESP Show	San Antonio, TX
31st	HVAC Presentation - PSA PHCC Training Center	Aston, PA
<b>February</b>		
4th	HVAC Presentation - PSA PHCC Training Center	Aston, PA
6th-7th	Efficiency Vermont	Burlington, VT
20th-22nd	MEEA	Chicago, IL
26th	ACA/NE 2019 Technical Training & Management Conference	Boxboro, MA

<b>March</b>		
3rd-5th	HVAC Excellence	Las Vegas, NV
4th-6th	IE3 Show - ACCA	San Antonio, TX
14th	EGIA Inspire Event	Valley Forge, PA
<b>April</b>		
1st-4th	HPC Conference	Chicago, IL
2nd-3rd	BuildingsNY	NYC
16th	SRP Training Speaking	Phoenix, AZ
<b>May</b>		
19th-22nd	NY FEDERATION	Sagamore, NY
<b>June</b>		
3rd-5th	NEUAC	Fort Worth, TX
12th	Energy Efficiency Global Forum (EE Global)	Washington DC
<b>September</b>		
15th-20th	NAHMMA	Denver, CO
17th-20th	E-Source	Denver, CO
<b>October</b>		
15th-17th	ACEEE National Conference of Energy Efficiency	Minneapolis, MN
15th-18th	Service World	Las Vegas, NV
TBD	KEEA Conference	TBD
<b>November</b>		
20th	IHACI Annual Trade Show	Pasadena, CA
<b>December</b>		
7th-10th	HARDI Annual Conference	New Orleans, LA



## 2018 NEW HAMPSHIRE ANNUAL REPORT

Thermostat Recycling Corporation Headquarters  
500 Office Center Drive – Suite 400 | Fort Washington, PA 19034  
1-888-266-0550

[www.thermostat-recycle.org](http://www.thermostat-recycle.org)

Questions about this annual report?

**Contact:**

Ryan L. Kiscaden, Executive Director

(P) 267-513-1727

(E) [ryan.kiscaden@thermostat-recycle.org](mailto:ryan.kiscaden@thermostat-recycle.org)

All state specific annual reports are posted on our website at the following weblink:

[https://www.thermostat-recycle.org/resources/media\\_center/](https://www.thermostat-recycle.org/resources/media_center/)

Recycle every mercury thermostat, every time.

# APPENDICES

**How Mercury Thermostat Waste is Handled**

**Tax Return 990**

**Certificate of Dissolution – Lear Siegler**

**2018 Miss You Calls**

**2018 Collection Location Summary Report**

**2018 Collection Location Bin Receipt**

## **HOW MERCURY THERMOSTAT WASTE IS HANDLED**

### **WASTE MERCURY-ADDED THERMOSTAT MANAGEMENT THROUGH VEOLIA ES TECHNICAL SOLUTIONS, LLC.**

Beginning December 19, 2016, bins with waste mercury-switch thermostats were received at a new fulfillment/inventory center in Port Washington, Wisconsin (WIR000130591). The facility is owned and operated by Veolia ES Technical Solutions, L.L.C. (Veolia) under contract with TRC.

All recycling containers, including pails and bins are received at the loading dock and sent to the TRC inventory area. The bin and plastic liner are opened and the contents are identified, sorted, and tallied. The following data is recorded for each bin returned and processed: bin number, business name (location name), city, state, zip code, date returned, number of thermostats and mercury switches by manufacturer and any non-conforming material.

The containers are returned to the location that sent it in with a new prepaid address label within 72 hours of receipt. The thermostats are stored and staged in a plastic lined carton in a storage area for final processing. The containers are dated and processed in order received, first in-first out.

The thermostats and any loose bulb collected from the bins are consolidated into a special 55-gallon drum which is labeled and dated according to regulations. The drum is sealed with a band and is only opened when contents are being added to it. Special negative pressure venting assures any fumes are captured and vented when the drum is opened.

The 55-gallon drum is then shipped to Veolia's mercury recovery facility (WID988566543) for final processing of the mercury ampoules (switches) Veolia Environmental Services meets or exceeds all local, state, federal and EPA regulations for the management of the product.

The containers are returned from the storage area to the mercury recovery processing area to have the mercury bulbs removed from the plastic housing. Universal Waste Regulations require the recycling and disposal of waste within 12 months of acceptance at the processing facility.

Small quantities of thermostats are removed from the container, which is then closed again, a spillage. The bulbs are removed from the thermostats and placed into processing vessel at the work station. Once the processing vessel is full, the vessel is loaded into the mercury recovery retort oven.

If a bulb breaks and the mercury spills, the work area is designed to contain the spillage and the operators are trained in the clean-up and disposal of mercury. The TRC inventory



and processing areas are equipped with special mercury vacuum cleaners and the work area is vacuumed at the end of the work day to assure that any spillage is cleaned up and not left to evaporate.

Veolia meets or exceeds all local, state, federal and EPA regulations for the management of the product. The mercury recovery facility and process are permitted by the Wisconsin Department of Natural Resources. Veolia's approvals for mercury recovery/recycling include:

- EPA - identification WID988566543
- Hazardous Waste Storage License #6008
- Hazardous Waste Treatment License (Mercury Recovery Operations) #4585
- Air Operation Permit #246076050-S01
- Storm Water General Permit #WI-S067857-4

In addition to the regulatory permits, both Veolia Port Washington facilities have developed and maintains management systems in accordance with ISO 14001-2004, OHSAS 18001-2007, and Responsible Recycling (R2:2013) Practice. All persons who handle mercury thermostats as part of the TRC operation receive training in the handling of Hazardous Waste and Universal Waste.

The mercury containing ampules are retorted at Veolia's Port Washington Mineral Springs facility. The mercury is removed during the retort process. The post retort debris consists of broken glass ampules. The debris is tested for residual mercury to document the removal of the mercury to levels below the US EPA Land Disposal Restriction (LDR) levels. The debris is then disposal of as a non-hazardous solid waste at Advanced Disposal Glacier Ridge Landfill, LLC in Horicon, Wisconsin.

A site evaluation of the Veolia Processing Center in Port Washington, WI was conducted by TRC staffer, Danielle Myers, in early October 2017. From this audit, a new design flow for processing bins was discovered, as well as more efficient ways to return bins back to participating facilities and contractors. Updates to packaging instructions were also a result, and will include new marketing collateral, incentives, and small pails.

**Burdette Smith & Bish LLC**

4035 Ridge Top Road, Suite 550  
Fairfax, VA 22030-7411  
703-591-5200

September 25, 2018

Thermostat Recycling Corporation  
500 Office Center Drive No. 400  
Fort Washington, PA 19034

Thermostat Recycling Corporation:

Enclosed is the 2017 Exempt Organization return, as follows...

2017 Form 990

Each original should be dated, signed and filed in accordance with the filing instructions. The copy should be retained for your files.

We sincerely appreciate the opportunity to serve you. Tax, financial and estate planning are important considerations year-round. Please contact us if you have any questions concerning the tax returns or for guidance on these critical issues. Also, if any of your friends and colleagues need tax assistance, please send them our way. Have a great year!

Very truly yours,

Jeffrey A. Smith, CPA

# TAX RETURN FILING INSTRUCTIONS

FORM 990

**FOR THE YEAR ENDING**

December 31, 2017

---

**Prepared For:**

Thermostat Recycling Corporation  
500 Office Center Drive No. 400  
Fort Washington, PA 19034

---

**Prepared By:**

Burdette Smith & Bish LLC  
4035 Ridge Top Road, Suite 550  
Fairfax, VA 22030-7411  
703-591-5200

---

**Amount Due or Refund:**

Not applicable

---

**Make Check Payable To:**

Not applicable

---

**Mail Tax Return and Check (if applicable) To:**

Not applicable

---

**Return Must be Mailed On or Before:**

Not applicable

---

**Special Instructions:**

This return has qualified for electronic filing. After you have reviewed the return for completeness and accuracy, please sign, date and return Form 8879-EO to our office. We will transmit the return electronically to the IRS and no further action is required. Return Form 8879-EO to us by November 15, 2018

Form **8879-EO****IRS e-file Signature Authorization  
for an Exempt Organization**

OMB No. 1545-1878

Department of the Treasury  
Internal Revenue Service

For calendar year 2017, or fiscal year beginning \_\_\_\_\_, 2017, and ending \_\_\_\_\_, 20\_\_\_\_

**2017**▶ **Do not send to the IRS. Keep for your records.**▶ **Go to [www.irs.gov/Form8879EO](http://www.irs.gov/Form8879EO) for the latest information.**

Name of exempt organization

Employer identification number

**THERMOSTAT RECYCLING CORPORATION****54-1830284**

Name and title of officer

**RYAN KISCADEN****EXECUTIVE DIRECTOR****Part I Type of Return and Return Information** (Whole Dollars Only)

Check the box for the return for which you are using this Form 8879-EO and enter the applicable amount, if any, from the return. If you check the box on line **1a**, **2a**, **3a**, **4a**, or **5a**, below, and the amount on that line for the return being filed with this form was blank, then leave line **1b**, **2b**, **3b**, **4b**, or **5b**, whichever is applicable, blank (do not enter -0-). But, if you entered -0- on the return, then enter -0- on the applicable line below. **Do not** complete more than 1 line in Part I.

<b>1a</b> Form 990 check here ▶ <input checked="" type="checkbox"/>	<b>b Total revenue</b> , if any (Form 990, Part VIII, column (A), line 12) .....	<b>1b</b> <u>3,021,756.</u>
<b>2a</b> Form 990-EZ check here ▶ <input type="checkbox"/>	<b>b Total revenue</b> , if any (Form 990-EZ, line 9) .....	<b>2b</b> _____
<b>3a</b> Form 1120-POL check here ▶ <input type="checkbox"/>	<b>b Total tax</b> (Form 1120-POL, line 22) .....	<b>3b</b> _____
<b>4a</b> Form 990-PF check here ▶ <input type="checkbox"/>	<b>b Tax based on investment income</b> (Form 990-PF, Part VI, line 5) .....	<b>4b</b> _____
<b>5a</b> Form 8868 check here ▶ <input type="checkbox"/>	<b>b Balance Due</b> (Form 8868, line 3c) .....	<b>5b</b> _____

**Part II Declaration and Signature Authorization of Officer**

Under penalties of perjury, I declare that I am an officer of the above organization and that I have examined a copy of the organization's 2017 electronic return and accompanying schedules and statements and to the best of my knowledge and belief, they are true, correct, and complete. I further declare that the amount in Part I above is the amount shown on the copy of the organization's electronic return. I consent to allow my intermediate service provider, transmitter, or electronic return originator (ERO) to send the organization's return to the IRS and to receive from the IRS (a) an acknowledgement of receipt or reason for rejection of the transmission, (b) the reason for any delay in processing the return or refund, and (c) the date of any refund. If applicable, I authorize the U.S. Treasury and its designated Financial Agent to initiate an electronic funds withdrawal (direct debit) entry to the financial institution account indicated in the tax preparation software for payment of the organization's federal taxes owed on this return, and the financial institution to debit the entry to this account. To revoke a payment, I must contact the U.S. Treasury Financial Agent at 1-888-353-4537 no later than 2 business days prior to the payment (settlement) date. I also authorize the financial institutions involved in the processing of the electronic payment of taxes to receive confidential information necessary to answer inquiries and resolve issues related to the payment. I have selected a personal identification number (PIN) as my signature for the organization's electronic return and, if applicable, the organization's consent to electronic funds withdrawal.

**Officer's PIN: check one box only**

☒ I authorize **BURDETTE SMITH & BISH LLC** to enter my PIN **22314**  
 ERO firm name Enter five numbers, but do not enter all zeros

as my signature on the organization's tax year 2017 electronically filed return. If I have indicated within this return that a copy of the return is being filed with a state agency(ies) regulating charities as part of the IRS Fed/State program, I also authorize the aforementioned ERO to enter my PIN on the return's disclosure consent screen.

☐ As an officer of the organization, I will enter my PIN as my signature on the organization's tax year 2017 electronically filed return. If I have indicated within this return that a copy of the return is being filed with a state agency(ies) regulating charities as part of the IRS Fed/State program, I will enter my PIN on the return's disclosure consent screen.

Officer's signature ▶ \_\_\_\_\_ Date ▶ \_\_\_\_\_

**Part III Certification and Authentication**

**ERO's EFIN/PIN.** Enter your six-digit electronic filing identification number (EFIN) followed by your five-digit self-selected PIN.

**54409522314****Do not enter all zeros**

I certify that the above numeric entry is my PIN, which is my signature on the 2017 electronically filed return for the organization indicated above. I confirm that I am submitting this return in accordance with the requirements of **Pub. 4163**, Modernized e-File (MeF) Information for Authorized IRS e-file Providers for Business Returns.

ERO's signature ▶ \_\_\_\_\_ Date ▶ \_\_\_\_\_

**ERO Must Retain This Form - See Instructions**  
**Do Not Submit This Form to the IRS Unless Requested To Do So**

LHA For Paperwork Reduction Act Notice, see instructions.

Form **8879-EO** (2017)

Form **990**Department of the Treasury  
Internal Revenue Service**Return of Organization Exempt From Income Tax**

Under section 501(c), 527, or 4947(a)(1) of the Internal Revenue Code (except private foundations)

▶ Do not enter social security numbers on this form as it may be made public.

▶ Go to [www.irs.gov/Form990](http://www.irs.gov/Form990) for instructions and the latest information.

OMB No. 1545-0047

**2017**  
Open to Public  
Inspection**A For the 2017 calendar year, or tax year beginning and ending****B** Check if applicable:

- ☐ Address change  
☐ Name change  
☐ Initial return  
☐ Final return/terminated  
☐ Amended return  
☐ Application pending

**C** Name of organization**THERMOSTAT RECYCLING CORPORATION**Doing business as **TRC**

Number and street (or P.O. box if mail is not delivered to street address)

**500 OFFICE CENTER DRIVE**

Room/suite

**400**

City or town, state or province, country, and ZIP or foreign postal code

**FORT WASHINGTON, PA 19034****F** Name and address of principal officer: **RYAN KISCADEN****SAME AS C ABOVE****D** Employer identification number**54-1830284****E** Telephone number**888-266-0550****G** Gross receipts \$ **3,021,756.****H(a)** Is this a group returnfor subordinates? ..... ☐ Yes ☒ No**H(b)** Are all subordinates included? ☐ Yes ☐ No

If "No," attach a list. (see instructions)

**H(c)** Group exemption number ▶**I** Tax-exempt status: ☐ 501(c)(3) ☒ 501(c) ( **6** ) ◀ (insert no.) ☐ 4947(a)(1) or ☐ 527**J** Website: ▶ **WWW.THERMOSTAT-RECYCLE.ORG****K** Form of organization: ☒ Corporation ☐ Trust ☐ Association ☐ Other ▶**L** Year of formation: **1996** **M** State of legal domicile: **DE****Part I Summary**

<b>Activities &amp; Governance</b>	<b>1</b>	Briefly describe the organization's mission or most significant activities: <b>TO PROMOTE THE SAFE COLLECTION AND PROPER DISPOSAL OF MERCURY-CONTAINING THERMOSTATS.</b>
	<b>2</b>	Check this box <input type="checkbox"/> if the organization discontinued its operations or disposed of more than 25% of its net assets.
	<b>3</b>	Number of voting members of the governing body (Part VI, line 1a) ..... <b>3</b>
	<b>4</b>	Number of independent voting members of the governing body (Part VI, line 1b) ..... <b>3</b>
	<b>5</b>	Total number of individuals employed in calendar year 2017 (Part V, line 2a) ..... <b>4</b>
	<b>6</b>	Total number of volunteers (estimate if necessary) ..... <b>0</b>
	<b>7a</b>	Total unrelated business revenue from Part VIII, column (C), line 12 ..... <b>0.</b>
<b>7b</b>	Net unrelated business taxable income from Form 990-T, line 34 ..... <b>0.</b>	
<b>Revenue</b>	<b>8</b>	Contributions and grants (Part VIII, line 1h) ..... <b>0.</b>
	<b>9</b>	Program service revenue (Part VIII, line 2g) ..... <b>2,920,228.</b>
	<b>10</b>	Investment income (Part VIII, column (A), lines 3, 4, and 7d) ..... <b>285.</b>
	<b>11</b>	Other revenue (Part VIII, column (A), lines 5, 6d, 8c, 9c, 10c, and 11e) ..... <b>0.</b>
	<b>12</b>	Total revenue - add lines 8 through 11 (must equal Part VIII, column (A), line 12) ..... <b>2,920,513.</b>
	<b>12</b>	Total revenue - add lines 8 through 11 (must equal Part VIII, column (A), line 12) ..... <b>2,920,513.</b>
<b>Expenses</b>	<b>13</b>	Grants and similar amounts paid (Part IX, column (A), lines 1-3) ..... <b>0.</b>
	<b>14</b>	Benefits paid to or for members (Part IX, column (A), line 4) ..... <b>0.</b>
	<b>15</b>	Salaries, other compensation, employee benefits (Part IX, column (A), lines 5-10) ..... <b>334,899.</b>
	<b>16a</b>	Professional fundraising fees (Part IX, column (A), line 11e) ..... <b>0.</b>
	<b>b</b>	Total fundraising expenses (Part IX, column (D), line 25) ▶ <b>0.</b>
	<b>17</b>	Other expenses (Part IX, column (A), lines 11a-11d, 11f-24e) ..... <b>1,943,085.</b>
	<b>18</b>	Total expenses. Add lines 13-17 (must equal Part IX, column (A), line 25) ..... <b>2,277,984.</b>
	<b>19</b>	Revenue less expenses. Subtract line 18 from line 12 ..... <b>642,529.</b>
<b>Net Assets or Fund Balances</b>	<b>20</b>	Total assets (Part X, line 16) ..... <b>1,263,712.</b>
	<b>21</b>	Total liabilities (Part X, line 26) ..... <b>366,386.</b>
	<b>22</b>	Net assets or fund balances. Subtract line 21 from line 20 ..... <b>897,326.</b>
	<b>22</b>	Net assets or fund balances. Subtract line 21 from line 20 ..... <b>897,326.</b>

**Part II Signature Block**

Under penalties of perjury, I declare that I have examined this return, including accompanying schedules and statements, and to the best of my knowledge and belief, it is true, correct, and complete. Declaration of preparer (other than officer) is based on all information of which preparer has any knowledge.

<b>Sign Here</b>	Signature of officer	Date			
	<b>RYAN KISCADEN, EXECUTIVE DIRECTOR</b> Type or print name and title				
<b>Paid Preparer Use Only</b>	Print/Type preparer's name <b>JEFFREY A. SMITH, CPA</b>	Preparer's signature	Date	Check <input type="checkbox"/> if self-employed	PTIN <b>P00139935</b>
	Firm's name ▶ <b>BURDETTE SMITH &amp; BISH LLC</b>	Firm's EIN ▶ <b>45-4037800</b>	Phone no. <b>703-591-5200</b>		
Firm's address ▶ <b>4035 RIDGE TOP ROAD, SUITE 550 FAIRFAX, VA 22030-7411</b>					

May the IRS discuss this return with the preparer shown above? (see instructions) ☒ Yes ☐ No

**Part III** Statement of Program Service AccomplishmentsCheck if Schedule O contains a response or note to any line in this Part III ☒ **X****1** Briefly describe the organization's mission:

**THE THERMOSTAT RECYCLING CORPORATION (TRC) IS A NON-PROFIT ORGANIZATION THAT FACILITATES AND MANAGES THE COLLECTION AND PROPER DISPOSAL OF MERCURY-CONTAINING THERMOSTATS.**

**2** Did the organization undertake any significant program services during the year which were not listed on the prior Form 990 or 990-EZ? ☒ **X** Yes ☐ No

If "Yes," describe these new services on Schedule O.

**3** Did the organization cease conducting, or make significant changes in how it conducts, any program services? ☐ Yes ☒ **X** No

If "Yes," describe these changes on Schedule O.

**4** Describe the organization's program service accomplishments for each of its three largest program services, as measured by expenses. Section 501(c)(3) and 501(c)(4) organizations are required to report the amount of grants and allocations to others, the total expenses, and revenue, if any, for each program service reported.

**4a** (Code: ) (Expenses \$ **2,670,601.** including grants of \$ ) (Revenue \$ **3,020,998.** )  
**TRC FACILITATES THE PROPER MANAGEMENT OF WASTE MERCURY THERMOSTATS BY PROVIDING RECYCLING CONTAINERS FOR THE COLLECTION AND TRANSPORT OF WASTE MERCURY THERMOSTATS TO ELIGIBLE COLLECTION SITES IN ALL U.S. STATES EXCEPT ALASKA AND HAWAII. TRC ALSO CONDUCTS AN EDUCATIONAL CAMPAIGN PROMOTING THE PROPER MANAGEMENT OF WASTE MERCURY THERMOSTATS. SINCE TRC'S FOUNDING, TRC HAS COLLECTED OVER 2,400,000 MERCURY-CONTAINING THERMOSTATS WHICH HAS KEPT 11 TONS OF MERCURY OUT OF THE WASTE SYSTEM.**

**4b** (Code: ) (Expenses \$ including grants of \$ ) (Revenue \$ )**4c** (Code: ) (Expenses \$ including grants of \$ ) (Revenue \$ )**4d** Other program services (Describe in Schedule O.)

(Expenses \$ including grants of \$ ) (Revenue \$ )

**4e** Total program service expenses **2,670,601.**

**Part IV Checklist of Required Schedules**

	Yes	No
<b>1</b> Is the organization described in section 501(c)(3) or 4947(a)(1) (other than a private foundation)? <i>If "Yes," complete Schedule A</i>		<b>X</b>
<b>2</b> Is the organization required to complete <i>Schedule B, Schedule of Contributors</i> ?		<b>X</b>
<b>3</b> Did the organization engage in direct or indirect political campaign activities on behalf of or in opposition to candidates for public office? <i>If "Yes," complete Schedule C, Part I</i>		<b>X</b>
<b>4</b> <b>Section 501(c)(3) organizations.</b> Did the organization engage in lobbying activities, or have a section 501(h) election in effect during the tax year? <i>If "Yes," complete Schedule C, Part II</i>		
<b>5</b> Is the organization a section 501(c)(4), 501(c)(5), or 501(c)(6) organization that receives membership dues, assessments, or similar amounts as defined in Revenue Procedure 98-19? <i>If "Yes," complete Schedule C, Part III</i>	<b>X</b>	
<b>6</b> Did the organization maintain any donor advised funds or any similar funds or accounts for which donors have the right to provide advice on the distribution or investment of amounts in such funds or accounts? <i>If "Yes," complete Schedule D, Part I</i>		<b>X</b>
<b>7</b> Did the organization receive or hold a conservation easement, including easements to preserve open space, the environment, historic land areas, or historic structures? <i>If "Yes," complete Schedule D, Part II</i>		<b>X</b>
<b>8</b> Did the organization maintain collections of works of art, historical treasures, or other similar assets? <i>If "Yes," complete Schedule D, Part III</i>		<b>X</b>
<b>9</b> Did the organization report an amount in Part X, line 21, for escrow or custodial account liability, serve as a custodian for amounts not listed in Part X; or provide credit counseling, debt management, credit repair, or debt negotiation services? <i>If "Yes," complete Schedule D, Part IV</i>		<b>X</b>
<b>10</b> Did the organization, directly or through a related organization, hold assets in temporarily restricted endowments, permanent endowments, or quasi-endowments? <i>If "Yes," complete Schedule D, Part V</i>		<b>X</b>
<b>11</b> If the organization's answer to any of the following questions is "Yes," then complete Schedule D, Parts VI, VII, VIII, IX, or X as applicable.		
<b>a</b> Did the organization report an amount for land, buildings, and equipment in Part X, line 10? <i>If "Yes," complete Schedule D, Part VI</i>	<b>X</b>	
<b>b</b> Did the organization report an amount for investments - other securities in Part X, line 12 that is 5% or more of its total assets reported in Part X, line 16? <i>If "Yes," complete Schedule D, Part VII</i>		<b>X</b>
<b>c</b> Did the organization report an amount for investments - program related in Part X, line 13 that is 5% or more of its total assets reported in Part X, line 16? <i>If "Yes," complete Schedule D, Part VIII</i>		<b>X</b>
<b>d</b> Did the organization report an amount for other assets in Part X, line 15 that is 5% or more of its total assets reported in Part X, line 16? <i>If "Yes," complete Schedule D, Part IX</i>		<b>X</b>
<b>e</b> Did the organization report an amount for other liabilities in Part X, line 25? <i>If "Yes," complete Schedule D, Part X</i>		<b>X</b>
<b>f</b> Did the organization's separate or consolidated financial statements for the tax year include a footnote that addresses the organization's liability for uncertain tax positions under FIN 48 (ASC 740)? <i>If "Yes," complete Schedule D, Part X</i>	<b>X</b>	
<b>12a</b> Did the organization obtain separate, independent audited financial statements for the tax year? <i>If "Yes," complete Schedule D, Parts XI and XII</i>	<b>X</b>	
<b>b</b> Was the organization included in consolidated, independent audited financial statements for the tax year? <i>If "Yes," and if the organization answered "No" to line 12a, then completing Schedule D, Parts XI and XII is optional</i>		<b>X</b>
<b>13</b> Is the organization a school described in section 170(b)(1)(A)(ii)? <i>If "Yes," complete Schedule E</i>		<b>X</b>
<b>14a</b> Did the organization maintain an office, employees, or agents outside of the United States?		<b>X</b>
<b>b</b> Did the organization have aggregate revenues or expenses of more than \$10,000 from grantmaking, fundraising, business, investment, and program service activities outside the United States, or aggregate foreign investments valued at \$100,000 or more? <i>If "Yes," complete Schedule F, Parts I and IV</i>		<b>X</b>
<b>15</b> Did the organization report on Part IX, column (A), line 3, more than \$5,000 of grants or other assistance to or for any foreign organization? <i>If "Yes," complete Schedule F, Parts II and IV</i>		<b>X</b>
<b>16</b> Did the organization report on Part IX, column (A), line 3, more than \$5,000 of aggregate grants or other assistance to or for foreign individuals? <i>If "Yes," complete Schedule F, Parts III and IV</i>		<b>X</b>
<b>17</b> Did the organization report a total of more than \$15,000 of expenses for professional fundraising services on Part IX, column (A), lines 6 and 11e? <i>If "Yes," complete Schedule G, Part I</i>		<b>X</b>
<b>18</b> Did the organization report more than \$15,000 total of fundraising event gross income and contributions on Part VIII, lines 1c and 8a? <i>If "Yes," complete Schedule G, Part II</i>		<b>X</b>
<b>19</b> Did the organization report more than \$15,000 of gross income from gaming activities on Part VIII, line 9a? <i>If "Yes," complete Schedule G, Part III</i>		<b>X</b>

**Part IV Checklist of Required Schedules** (continued)

	Yes	No
<b>20a</b> Did the organization operate one or more hospital facilities? <i>If "Yes," complete Schedule H</i> .....		<b>X</b>
<b>b</b> If "Yes" to line 20a, did the organization attach a copy of its audited financial statements to this return? .....		
<b>21</b> Did the organization report more than \$5,000 of grants or other assistance to any domestic organization or domestic government on Part IX, column (A), line 1? <i>If "Yes," complete Schedule I, Parts I and II</i> .....		<b>X</b>
<b>22</b> Did the organization report more than \$5,000 of grants or other assistance to or for domestic individuals on Part IX, column (A), line 2? <i>If "Yes," complete Schedule I, Parts I and III</i> .....		<b>X</b>
<b>23</b> Did the organization answer "Yes" to Part VII, Section A, line 3, 4, or 5 about compensation of the organization's current and former officers, directors, trustees, key employees, and highest compensated employees? <i>If "Yes," complete Schedule J</i> .....		<b>X</b>
<b>24a</b> Did the organization have a tax-exempt bond issue with an outstanding principal amount of more than \$100,000 as of the last day of the year, that was issued after December 31, 2002? <i>If "Yes," answer lines 24b through 24d and complete Schedule K. If "No," go to line 25a</i> .....		<b>X</b>
<b>b</b> Did the organization invest any proceeds of tax-exempt bonds beyond a temporary period exception? .....		
<b>c</b> Did the organization maintain an escrow account other than a refunding escrow at any time during the year to defease any tax-exempt bonds? .....		
<b>d</b> Did the organization act as an "on behalf of" issuer for bonds outstanding at any time during the year? .....		
<b>25a</b> <b>Section 501(c)(3), 501(c)(4), and 501(c)(29) organizations.</b> Did the organization engage in an excess benefit transaction with a disqualified person during the year? <i>If "Yes," complete Schedule L, Part I</i> .....		
<b>b</b> Is the organization aware that it engaged in an excess benefit transaction with a disqualified person in a prior year, and that the transaction has not been reported on any of the organization's prior Forms 990 or 990-EZ? <i>If "Yes," complete Schedule L, Part I</i> .....		
<b>26</b> Did the organization report any amount on Part X, line 5, 6, or 22 for receivables from or payables to any current or former officers, directors, trustees, key employees, highest compensated employees, or disqualified persons? <i>If "Yes," complete Schedule L, Part II</i> .....		<b>X</b>
<b>27</b> Did the organization provide a grant or other assistance to an officer, director, trustee, key employee, substantial contributor or employee thereof, a grant selection committee member, or to a 35% controlled entity or family member of any of these persons? <i>If "Yes," complete Schedule L, Part III</i> .....		<b>X</b>
<b>28</b> Was the organization a party to a business transaction with one of the following parties (see Schedule L, Part IV instructions for applicable filing thresholds, conditions, and exceptions):		
<b>a</b> A current or former officer, director, trustee, or key employee? <i>If "Yes," complete Schedule L, Part IV</i> .....		<b>X</b>
<b>b</b> A family member of a current or former officer, director, trustee, or key employee? <i>If "Yes," complete Schedule L, Part IV</i> .....		<b>X</b>
<b>c</b> An entity of which a current or former officer, director, trustee, or key employee (or a family member thereof) was an officer, director, trustee, or direct or indirect owner? <i>If "Yes," complete Schedule L, Part IV</i> .....		<b>X</b>
<b>29</b> Did the organization receive more than \$25,000 in non-cash contributions? <i>If "Yes," complete Schedule M</i> .....		<b>X</b>
<b>30</b> Did the organization receive contributions of art, historical treasures, or other similar assets, or qualified conservation contributions? <i>If "Yes," complete Schedule M</i> .....		<b>X</b>
<b>31</b> Did the organization liquidate, terminate, or dissolve and cease operations? <i>If "Yes," complete Schedule N, Part I</i> .....		<b>X</b>
<b>32</b> Did the organization sell, exchange, dispose of, or transfer more than 25% of its net assets? <i>If "Yes," complete Schedule N, Part II</i> .....		<b>X</b>
<b>33</b> Did the organization own 100% of an entity disregarded as separate from the organization under Regulations sections 301.7701-2 and 301.7701-3? <i>If "Yes," complete Schedule R, Part I</i> .....		<b>X</b>
<b>34</b> Was the organization related to any tax-exempt or taxable entity? <i>If "Yes," complete Schedule R, Part II, III, or IV, and Part V, line 1</i> .....		<b>X</b>
<b>35a</b> Did the organization have a controlled entity within the meaning of section 512(b)(13)? .....		<b>X</b>
<b>b</b> If "Yes" to line 35a, did the organization receive any payment from or engage in any transaction with a controlled entity within the meaning of section 512(b)(13)? <i>If "Yes," complete Schedule R, Part V, line 2</i> .....		
<b>36</b> <b>Section 501(c)(3) organizations.</b> Did the organization make any transfers to an exempt non-charitable related organization? <i>If "Yes," complete Schedule R, Part V, line 2</i> .....		
<b>37</b> Did the organization conduct more than 5% of its activities through an entity that is not a related organization and that is treated as a partnership for federal income tax purposes? <i>If "Yes," complete Schedule R, Part VI</i> .....		<b>X</b>
<b>38</b> Did the organization complete Schedule O and provide explanations in Schedule O for Part VI, lines 11b and 19? <b>Note.</b> All Form 990 filers are required to complete Schedule O .....	<b>X</b>	



**Part V** Statements Regarding Other IRS Filings and Tax ComplianceCheck if Schedule O contains a response or note to any line in this Part V ☐

		Yes	No
<b>1a</b>	Enter the number reported in Box 3 of Form 1096. Enter -0- if not applicable	<b>1a</b>	14
<b>b</b>	Enter the number of Forms W-2G included in line 1a. Enter -0- if not applicable	<b>1b</b>	0
<b>c</b>	Did the organization comply with backup withholding rules for reportable payments to vendors and reportable gaming (gambling) winnings to prize winners?	<b>1c</b>	X
<b>2a</b>	Enter the number of employees reported on Form W-3, Transmittal of Wage and Tax Statements, filed for the calendar year ending with or within the year covered by this return	<b>2a</b>	4
<b>b</b>	If at least one is reported on line 2a, did the organization file all required federal employment tax returns? <b>Note.</b> If the sum of lines 1a and 2a is greater than 250, you may be required to e-file (see instructions)	<b>2b</b>	X
<b>3a</b>	Did the organization have unrelated business gross income of \$1,000 or more during the year?	<b>3a</b>	X
<b>b</b>	If "Yes," has it filed a Form 990-T for this year? If "No," to line 3b, provide an explanation in Schedule O	<b>3b</b>	
<b>4a</b>	At any time during the calendar year, did the organization have an interest in, or a signature or other authority over, a financial account in a foreign country (such as a bank account, securities account, or other financial account)?	<b>4a</b>	X
<b>b</b>	If "Yes," enter the name of the foreign country: See instructions for filing requirements for FinCEN Form 114, Report of Foreign Bank and Financial Accounts (FBAR).		
<b>5a</b>	Was the organization a party to a prohibited tax shelter transaction at any time during the tax year?	<b>5a</b>	X
<b>b</b>	Did any taxable party notify the organization that it was or is a party to a prohibited tax shelter transaction?	<b>5b</b>	X
<b>c</b>	If "Yes," to line 5a or 5b, did the organization file Form 8886-T?	<b>5c</b>	
<b>6a</b>	Does the organization have annual gross receipts that are normally greater than \$100,000, and did the organization solicit any contributions that were not tax deductible as charitable contributions?	<b>6a</b>	X
<b>b</b>	If "Yes," did the organization include with every solicitation an express statement that such contributions or gifts were not tax deductible?	<b>6b</b>	
<b>7</b>	<b>Organizations that may receive deductible contributions under section 170(c).</b>		
<b>a</b>	Did the organization receive a payment in excess of \$75 made partly as a contribution and partly for goods and services provided to the payor?	<b>7a</b>	
<b>b</b>	If "Yes," did the organization notify the donor of the value of the goods or services provided?	<b>7b</b>	
<b>c</b>	Did the organization sell, exchange, or otherwise dispose of tangible personal property for which it was required to file Form 8282?	<b>7c</b>	
<b>d</b>	If "Yes," indicate the number of Forms 8282 filed during the year	<b>7d</b>	
<b>e</b>	Did the organization receive any funds, directly or indirectly, to pay premiums on a personal benefit contract?	<b>7e</b>	X
<b>f</b>	Did the organization, during the year, pay premiums, directly or indirectly, on a personal benefit contract?	<b>7f</b>	X
<b>g</b>	If the organization received a contribution of qualified intellectual property, did the organization file Form 8899 as required?	<b>7g</b>	
<b>h</b>	If the organization received a contribution of cars, boats, airplanes, or other vehicles, did the organization file a Form 1098-C?	<b>7h</b>	
<b>8</b>	<b>Sponsoring organizations maintaining donor advised funds.</b> Did a donor advised fund maintained by the sponsoring organization have excess business holdings at any time during the year?	<b>8</b>	
<b>9</b>	<b>Sponsoring organizations maintaining donor advised funds.</b>		
<b>a</b>	Did the sponsoring organization make any taxable distributions under section 4966?	<b>9a</b>	
<b>b</b>	Did the sponsoring organization make a distribution to a donor, donor advisor, or related person?	<b>9b</b>	
<b>10</b>	<b>Section 501(c)(7) organizations.</b> Enter:		
<b>a</b>	Initiation fees and capital contributions included on Part VIII, line 12	<b>10a</b>	
<b>b</b>	Gross receipts, included on Form 990, Part VIII, line 12, for public use of club facilities	<b>10b</b>	
<b>11</b>	<b>Section 501(c)(12) organizations.</b> Enter:		
<b>a</b>	Gross income from members or shareholders	<b>11a</b>	
<b>b</b>	Gross income from other sources (Do not net amounts due or paid to other sources against amounts due or received from them.)	<b>11b</b>	
<b>12a</b>	<b>Section 4947(a)(1) non-exempt charitable trusts.</b> Is the organization filing Form 990 in lieu of Form 1041?	<b>12a</b>	
<b>b</b>	If "Yes," enter the amount of tax-exempt interest received or accrued during the year	<b>12b</b>	
<b>13</b>	<b>Section 501(c)(29) qualified nonprofit health insurance issuers.</b>		
<b>a</b>	Is the organization licensed to issue qualified health plans in more than one state? <b>Note.</b> See the instructions for additional information the organization must report on Schedule O.	<b>13a</b>	
<b>b</b>	Enter the amount of reserves the organization is required to maintain by the states in which the organization is licensed to issue qualified health plans	<b>13b</b>	
<b>c</b>	Enter the amount of reserves on hand	<b>13c</b>	
<b>14a</b>	Did the organization receive any payments for indoor tanning services during the tax year?	<b>14a</b>	X
<b>b</b>	If "Yes," has it filed a Form 720 to report these payments? If "No," provide an explanation in Schedule O	<b>14b</b>	

**Part VI Governance, Management, and Disclosure** For each "Yes" response to lines 2 through 7b below, and for a "No" response to line 8a, 8b, or 10b below, describe the circumstances, processes, or changes in Schedule O. See instructions.

Check if Schedule O contains a response or note to any line in this Part VI

☒

**Section A. Governing Body and Management**

	1a	1b	2	3	4	5	6	7a	7b	8a	8b	9	Yes	No
<b>1a</b> Enter the number of voting members of the governing body at the end of the tax year	3													
If there are material differences in voting rights among members of the governing body, or if the governing body delegated broad authority to an executive committee or similar committee, explain in Schedule O.														
<b>b</b> Enter the number of voting members included in line 1a, above, who are independent		3												
<b>2</b> Did any officer, director, trustee, or key employee have a family relationship or a business relationship with any other officer, director, trustee, or key employee?			2											X
<b>3</b> Did the organization delegate control over management duties customarily performed by or under the direct supervision of officers, directors, or trustees, or key employees to a management company or other person?				3										X
<b>4</b> Did the organization make any significant changes to its governing documents since the prior Form 990 was filed?					4									X
<b>5</b> Did the organization become aware during the year of a significant diversion of the organization's assets?						5								X
<b>6</b> Did the organization have members or stockholders?							6	X						
<b>7a</b> Did the organization have members, stockholders, or other persons who had the power to elect or appoint one or more members of the governing body?								7a	X					
<b>b</b> Are any governance decisions of the organization reserved to (or subject to approval by) members, stockholders, or persons other than the governing body?									7b					X
<b>8</b> Did the organization contemporaneously document the meetings held or written actions undertaken during the year by the following:														
<b>a</b> The governing body?										8a	X			
<b>b</b> Each committee with authority to act on behalf of the governing body?											8b	X		
<b>9</b> Is there any officer, director, trustee, or key employee listed in Part VII, Section A, who cannot be reached at the organization's mailing address? If "Yes," provide the names and addresses in Schedule O												9		X

**Section B. Policies** (This Section B requests information about policies not required by the Internal Revenue Code.)

	10a	10b	11a	11b	12a	12b	12c	13	14	15a	15b	16a	16b	Yes	No
<b>10a</b> Did the organization have local chapters, branches, or affiliates?	10a														X
<b>b</b> If "Yes," did the organization have written policies and procedures governing the activities of such chapters, affiliates, and branches to ensure their operations are consistent with the organization's exempt purposes?		10b													
<b>11a</b> Has the organization provided a complete copy of this Form 990 to all members of its governing body before filing the form?			11a	X											
<b>b</b> Describe in Schedule O the process, if any, used by the organization to review this Form 990.															
<b>12a</b> Did the organization have a written conflict of interest policy? If "No," go to line 13					12a	X									
<b>b</b> Were officers, directors, or trustees, and key employees required to disclose annually interests that could give rise to conflicts?						12b									X
<b>c</b> Did the organization regularly and consistently monitor and enforce compliance with the policy? If "Yes," describe in Schedule O how this was done							12c								X
<b>13</b> Did the organization have a written whistleblower policy?								13	X						
<b>14</b> Did the organization have a written document retention and destruction policy?									14	X					
<b>15</b> Did the process for determining compensation of the following persons include a review and approval by independent persons, comparability data, and contemporaneous substantiation of the deliberation and decision?															
<b>a</b> The organization's CEO, Executive Director, or top management official										15a	X				
<b>b</b> Other officers or key employees of the organization											15b	X			
If "Yes" to line 15a or 15b, describe the process in Schedule O (see instructions).															
<b>16a</b> Did the organization invest in, contribute assets to, or participate in a joint venture or similar arrangement with a taxable entity during the year?												16a			X
<b>b</b> If "Yes," did the organization follow a written policy or procedure requiring the organization to evaluate its participation in joint venture arrangements under applicable federal tax law, and take steps to safeguard the organization's exempt status with respect to such arrangements?													16b		

**Section C. Disclosure**

**17** List the states with which a copy of this Form 990 is required to be filed **CA, MT, IL**

**18** Section 6104 requires an organization to make its Forms 1023 (or 1024 if applicable), 990, and 990-T (Section 501(c)(3)s only) available for public inspection. Indicate how you made these available. Check all that apply.

☐ Own website ☐ Another's website ☒ Upon request ☐ Other (explain in Schedule O)

**19** Describe in Schedule O whether (and if so, how) the organization made its governing documents, conflict of interest policy, and financial statements available to the public during the tax year.

**20** State the name, address, and telephone number of the person who possesses the organization's books and records: **RYAN KISCADEN - 888-266-0550**  
**500 OFFICE CENTER DRIVE, STE 400, FORT WASHINGTON, PA 19034**

Check if Schedule O contains a response or note to any line in this Part VII

## Part VII

<b>1b Sub-total</b> .....	▶	98,980.	0.	5,483.
<b>c Total from continuation sheets to Part VII, Section A</b> .....	▶	0.	0.	0.
<b>d Total (add lines 1b and 1c)</b> .....	▶	98,980.	0.	5,483.

0

3	Did the organization list any <b>former</b> officer, director, or trustee, key employee, or highest compensated employee on line 1a? <i>If "Yes," complete Schedule J for such individual</i> .....	3	X
4	For any individual listed on line 1a, is the sum of reportable compensation and other compensation from the organization and related organizations greater than \$150,000? <i>If "Yes," complete Schedule J for such individual</i> .....	4	X
5	Did any person listed on line 1a receive or accrue compensation from any unrelated organization or individual for services rendered to the organization? <i>If "Yes," complete Schedule J for such person</i> .....	5	X

## Section B. Independent Contractors

1 Complete this table for your five highest compensated independent contractors that received more than \$100,000 of compensation from the organization. Report compensation for the calendar year ending with or within the organization's tax year.

(A) Name and business address	(B) Description of services	(C) Compensation
S. GRONER ASSOCIATES, INC., 100 W. BROADWAY, SUITE 290, LONG BEACH, CA 90802	MARKETING CONSULTING	621,909.
VEOLIA ES TECHNICAL SOLUTIONS, LLC, 215 S. PARK STREET, PORT WASHINGTON, WA 53074	ADMINISTRATIVE AND RECYCLING SERVICES	531,055.
GILLESPIE GROUP, 101 N. PROVIDENCE ROAD, WALLINGFORD, PA 19086	MARKETING & ADVERTISING	219,287.
FIRST PIER TECHNOLOGY PARTNERS, LLC, 217 COMMERCIAL ST, SUITE 300, PORTLAND, ME	OPERATIONS DATABASE AND MAINTENANCE	152,739.
CENTER FOR ECOTECHNOLOGY 112 ELM STREET, PITTSFIELD, MA 01201	ENERGY CODE COMPLIANCE SERVICES/	130,730.

5

**Part VIII Statement of Revenue**Check if Schedule O contains a response or note to any line in this Part VIII ☐

				(A) Total revenue	(B) Related or exempt function revenue	(C) Unrelated business revenue	(D) Revenue excluded from tax under sections 512 - 514
<b>Contributions, Gifts, Grants and Other Similar Amounts</b>	<b>1 a</b> Federated campaigns .....	<b>1a</b>					
	<b>b</b> Membership dues .....	<b>1b</b>					
	<b>c</b> Fundraising events .....	<b>1c</b>					
	<b>d</b> Related organizations .....	<b>1d</b>					
	<b>e</b> Government grants (contributions) .....	<b>1e</b>					
	<b>f</b> All other contributions, gifts, grants, and similar amounts not included above .....	<b>1f</b>					
	<b>g</b> Noncash contributions included in lines 1a-1f: \$ .....						
	<b>h Total.</b> Add lines 1a-1f .....						
<b>Program Service Revenue</b>	<b>2 a</b> <b>MEMBERSHIP DUES</b> .....	<b>Business Code</b>	900099	2,875,652.	2,875,652.		
	<b>b</b> <b>GOVERNMENT AFFAIRS</b> .....		900099	140,002.	140,002.		
	<b>c</b> <b>SITE PARTICIPATION FEE</b> .....		900099	5,344.	5,344.		
	<b>d</b> .....						
	<b>e</b> .....						
	<b>f</b> All other program service revenue .....						
	<b>g Total.</b> Add lines 2a-2f .....			3,020,998.			
	<b>3</b> Investment income (including dividends, interest, and other similar amounts) .....			758.			758.
<b>4</b> Income from investment of tax-exempt bond proceeds .....							
<b>5</b> Royalties .....							
<b>Other Revenue</b>	<b>6 a</b> Gross rents .....	(i) Real	(ii) Personal				
	<b>b</b> Less: rental expenses .....						
	<b>c</b> Rental income or (loss) .....						
	<b>d</b> Net rental income or (loss) .....						
	<b>7 a</b> Gross amount from sales of assets other than inventory .....	(i) Securities	(ii) Other				
	<b>b</b> Less: cost or other basis and sales expenses .....						
	<b>c</b> Gain or (loss) .....						
	<b>d</b> Net gain or (loss) .....						
	<b>8 a</b> Gross income from fundraising events (not including \$ _____ of contributions reported on line 1c). See Part IV, line 18 .....	<b>a</b>					
	<b>b</b> Less: direct expenses .....	<b>b</b>					
	<b>c</b> Net income or (loss) from fundraising events .....						
	<b>9 a</b> Gross income from gaming activities. See Part IV, line 19 .....	<b>a</b>					
	<b>b</b> Less: direct expenses .....	<b>b</b>					
	<b>c</b> Net income or (loss) from gaming activities .....						
	<b>10 a</b> Gross sales of inventory, less returns and allowances .....	<b>a</b>					
	<b>b</b> Less: cost of goods sold .....	<b>b</b>					
	<b>c</b> Net income or (loss) from sales of inventory .....						
	<b>Miscellaneous Revenue</b>			<b>Business Code</b>			
	<b>11 a</b> .....						
	<b>b</b> .....						
<b>c</b> .....							
<b>d</b> All other revenue .....							
<b>e Total.</b> Add lines 11a-11d .....							
<b>12 Total revenue.</b> See instructions. ....				3,021,756.	3,020,998.	0.	758.

**Part IX Statement of Functional Expenses**

Section 501(c)(3) and 501(c)(4) organizations must complete all columns. All other organizations must complete column (A).

Check if Schedule O contains a response or note to any line in this Part IX

☒ X

Do not include amounts reported on lines 6b, 7b, 8b, 9b, and 10b of Part VIII.	(A) Total expenses	(B) Program service expenses	(C) Management and general expenses	(D) Fundraising expenses
<b>1</b> Grants and other assistance to domestic organizations and domestic governments. See Part IV, line 21 ...				
<b>2</b> Grants and other assistance to domestic individuals. See Part IV, line 22 .....				
<b>3</b> Grants and other assistance to foreign organizations, foreign governments, and foreign individuals. See Part IV, lines 15 and 16 .....				
<b>4</b> Benefits paid to or for members .....				
<b>5</b> Compensation of current officers, directors, trustees, and key employees .....	104,463.			
<b>6</b> Compensation not included above, to disqualified persons (as defined under section 4958(f)(1)) and persons described in section 4958(c)(3)(B) .....				
<b>7</b> Other salaries and wages .....	137,104.			
<b>8</b> Pension plan accruals and contributions (include section 401(k) and 403(b) employer contributions)				
<b>9</b> Other employee benefits .....	13,489.			
<b>10</b> Payroll taxes .....	19,081.			
<b>11</b> Fees for services (non-employees):				
<b>a</b> Management .....				
<b>b</b> Legal .....	85,339.			
<b>c</b> Accounting .....	28,093.			
<b>d</b> Lobbying .....				
<b>e</b> Professional fundraising services. See Part IV, line 17				
<b>f</b> Investment management fees .....				
<b>g</b> Other. (If line 11g amount exceeds 10% of line 25, column (A) amount, list line 11g expenses on Sch. O.)	514,558.			
<b>12</b> Advertising and promotion .....	977,700.			
<b>13</b> Office expenses .....	18,303.			
<b>14</b> Information technology .....	114,394.			
<b>15</b> Royalties .....				
<b>16</b> Occupancy .....	67,464.			
<b>17</b> Travel .....	60,087.			
<b>18</b> Payments of travel or entertainment expenses for any federal, state, or local public officials				
<b>19</b> Conferences, conventions, and meetings .....				
<b>20</b> Interest .....				
<b>21</b> Payments to affiliates .....				
<b>22</b> Depreciation, depletion, and amortization .....	18,693.			
<b>23</b> Insurance .....	23,033.			
<b>24</b> Other expenses. Itemize expenses not covered above. (List miscellaneous expenses in line 24e. If line 24e amount exceeds 10% of line 25, column (A) amount, list line 24e expenses on Schedule O.)				
<b>a</b> RECYCLING SERVICES	583,829.			
<b>b</b> SPONSORSHIPS AND MEMBER	63,688.			
<b>c</b> COMMUNICATIONS	45,426.			
<b>d</b> INCENTIVE PAYMENTS	11,512.			
<b>e</b> All other expenses	16,571.			
<b>25</b> Total functional expenses. Add lines 1 through 24e	2,902,827.			
<b>26</b> Joint costs. Complete this line only if the organization reported in column (B) joint costs from a combined educational campaign and fundraising solicitation.				

Check here ☐ if following SOP 98-2 (ASC 958-720)

**Part X Balance Sheet**Check if Schedule O contains a response or note to any line in this Part X ☐

		(A) Beginning of year		(B) End of year
<b>Assets</b>	<b>1</b> Cash - non-interest-bearing .....	236,507.	<b>1</b>	917,150.
	<b>2</b> Savings and temporary cash investments .....	371,572.	<b>2</b>	175,470.
	<b>3</b> Pledges and grants receivable, net .....		<b>3</b>	
	<b>4</b> Accounts receivable, net .....	463,122.	<b>4</b>	13,395.
	<b>5</b> Loans and other receivables from current and former officers, directors, trustees, key employees, and highest compensated employees. Complete Part II of Schedule L .....		<b>5</b>	
	<b>6</b> Loans and other receivables from other disqualified persons (as defined under section 4958(f)(1)), persons described in section 4958(c)(3)(B), and contributing employers and sponsoring organizations of section 501(c)(9) voluntary employees' beneficiary organizations (see instr). Complete Part II of Sch L .....		<b>6</b>	
	<b>7</b> Notes and loans receivable, net .....		<b>7</b>	
	<b>8</b> Inventories for sale or use .....		<b>8</b>	
	<b>9</b> Prepaid expenses and deferred charges .....	165,085.	<b>9</b>	50,203.
	<b>10a</b> Land, buildings, and equipment: cost or other basis. Complete Part VI of Schedule D .....	<b>10a</b> 10,068.		
	<b>b</b> Less: accumulated depreciation .....	<b>10b</b> 8,647.	<b>10c</b>	1,421.
	<b>11</b> Investments - publicly traded securities .....		<b>11</b>	
	<b>12</b> Investments - other securities. See Part IV, line 11 .....		<b>12</b>	
	<b>13</b> Investments - program-related. See Part IV, line 11 .....		<b>13</b>	
	<b>14</b> Intangible assets .....	2,986.	<b>14</b>	67,424.
	<b>15</b> Other assets. See Part IV, line 11 .....	21,188.	<b>15</b>	9,368.
<b>16</b> <b>Total assets.</b> Add lines 1 through 15 (must equal line 34) .....	1,263,712.	<b>16</b>	1,234,431.	
<b>Liabilities</b>	<b>17</b> Accounts payable and accrued expenses .....	366,386.	<b>17</b>	218,176.
	<b>18</b> Grants payable .....		<b>18</b>	
	<b>19</b> Deferred revenue .....		<b>19</b>	
	<b>20</b> Tax-exempt bond liabilities .....		<b>20</b>	
	<b>21</b> Escrow or custodial account liability. Complete Part IV of Schedule D .....		<b>21</b>	
	<b>22</b> Loans and other payables to current and former officers, directors, trustees, key employees, highest compensated employees, and disqualified persons. Complete Part II of Schedule L .....		<b>22</b>	
	<b>23</b> Secured mortgages and notes payable to unrelated third parties .....		<b>23</b>	
	<b>24</b> Unsecured notes and loans payable to unrelated third parties .....		<b>24</b>	
	<b>25</b> Other liabilities (including federal income tax, payables to related third parties, and other liabilities not included on lines 17-24). Complete Part X of Schedule D .....		<b>25</b>	
	<b>26</b> <b>Total liabilities.</b> Add lines 17 through 25 .....	366,386.	<b>26</b>	218,176.
<b>Net Assets or Fund Balances</b>	<b>Organizations that follow SFAS 117 (ASC 958), check here</b> <input checked="" type="checkbox"/> <b>and complete lines 27 through 29, and lines 33 and 34.</b>			
	<b>27</b> Unrestricted net assets .....	897,326.	<b>27</b>	1,016,255.
	<b>28</b> Temporarily restricted net assets .....		<b>28</b>	
	<b>29</b> Permanently restricted net assets .....		<b>29</b>	
	<b>Organizations that do not follow SFAS 117 (ASC 958), check here</b> <input type="checkbox"/> <b>and complete lines 30 through 34.</b>			
	<b>30</b> Capital stock or trust principal, or current funds .....		<b>30</b>	
	<b>31</b> Paid-in or capital surplus, or land, building, or equipment fund .....		<b>31</b>	
	<b>32</b> Retained earnings, endowment, accumulated income, or other funds .....		<b>32</b>	
	<b>33</b> <b>Total net assets or fund balances</b> .....	897,326.	<b>33</b>	1,016,255.
<b>34</b> <b>Total liabilities and net assets/fund balances</b> .....	1,263,712.	<b>34</b>	1,234,431.	

**Part XI Reconciliation of Net Assets**Check if Schedule O contains a response or note to any line in this Part XI ☐

<b>1</b>	Total revenue (must equal Part VIII, column (A), line 12)	<b>1</b>	3,021,756.
<b>2</b>	Total expenses (must equal Part IX, column (A), line 25)	<b>2</b>	2,902,827.
<b>3</b>	Revenue less expenses. Subtract line 2 from line 1	<b>3</b>	118,929.
<b>4</b>	Net assets or fund balances at beginning of year (must equal Part X, line 33, column (A))	<b>4</b>	897,326.
<b>5</b>	Net unrealized gains (losses) on investments	<b>5</b>	
<b>6</b>	Donated services and use of facilities	<b>6</b>	
<b>7</b>	Investment expenses	<b>7</b>	
<b>8</b>	Prior period adjustments	<b>8</b>	
<b>9</b>	Other changes in net assets or fund balances (explain in Schedule O)	<b>9</b>	0.
<b>10</b>	Net assets or fund balances at end of year. Combine lines 3 through 9 (must equal Part X, line 33, column (B))	<b>10</b>	1,016,255.

**Part XII Financial Statements and Reporting**Check if Schedule O contains a response or note to any line in this Part XII ☒

	Yes	No
<b>1</b> Accounting method used to prepare the Form 990: <input type="checkbox"/> Cash <input checked="" type="checkbox"/> Accrual <input type="checkbox"/> Other _____ If the organization changed its method of accounting from a prior year or checked "Other," explain in Schedule O.		
<b>2a</b> Were the organization's financial statements compiled or reviewed by an independent accountant? _____ If "Yes," check a box below to indicate whether the financial statements for the year were compiled or reviewed on a separate basis, consolidated basis, or both: <input type="checkbox"/> Separate basis <input type="checkbox"/> Consolidated basis <input type="checkbox"/> Both consolidated and separate basis		<b>X</b>
<b>b</b> Were the organization's financial statements audited by an independent accountant? _____ If "Yes," check a box below to indicate whether the financial statements for the year were audited on a separate basis, consolidated basis, or both: <input checked="" type="checkbox"/> Separate basis <input type="checkbox"/> Consolidated basis <input type="checkbox"/> Both consolidated and separate basis	<b>X</b>	
<b>c</b> If "Yes" to line 2a or 2b, does the organization have a committee that assumes responsibility for oversight of the audit, review, or compilation of its financial statements and selection of an independent accountant? _____ If the organization changed either its oversight process or selection process during the tax year, explain in Schedule O.	<b>X</b>	
<b>3a</b> As a result of a federal award, was the organization required to undergo an audit or audits as set forth in the Single Audit Act and OMB Circular A-133? _____		<b>X</b>
<b>b</b> If "Yes," did the organization undergo the required audit or audits? If the organization did not undergo the required audit or audits, explain why in Schedule O and describe any steps taken to undergo such audits _____		

Form 990 (2017)



**SCHEDULE C**  
**(Form 990 or 990-EZ)**

Department of the Treasury  
Internal Revenue Service

**Political Campaign and Lobbying Activities**

For Organizations Exempt From Income Tax Under section 501(c) and section 527  
▶ **Complete if the organization is described below.** ▶ **Attach to Form 990 or Form 990-EZ.**  
▶ **Go to [www.irs.gov/Form990](http://www.irs.gov/Form990) for instructions and the latest information.**

OMB No. 1545-0047

**2017**

**Open to Public  
Inspection**

**If the organization answered "Yes," on Form 990, Part IV, line 3, or Form 990-EZ, Part V, line 46 (Political Campaign Activities), then**

- Section 501(c)(3) organizations: Complete Parts I-A and B. Do not complete Part I-C.
- Section 501(c) (other than section 501(c)(3)) organizations: Complete Parts I-A and C below. Do not complete Part I-B.
- Section 527 organizations: Complete Part I-A only.

**If the organization answered "Yes," on Form 990, Part IV, line 4, or Form 990-EZ, Part VI, line 47 (Lobbying Activities), then**

- Section 501(c)(3) organizations that have filed Form 5768 (election under section 501(h)): Complete Part II-A. Do not complete Part II-B.
- Section 501(c)(3) organizations that have NOT filed Form 5768 (election under section 501(h)): Complete Part II-B. Do not complete Part II-A.

**If the organization answered "Yes," on Form 990, Part IV, line 5 (Proxy Tax) (see separate instructions) or Form 990-EZ, Part V, line 35c (Proxy Tax) (see separate instructions), then**

- Section 501(c)(4), (5), or (6) organizations: Complete Part III.

Name of organization

**THERMOSTAT RECYCLING CORPORATION**

Employer identification number

**54-1830284**

**Part I-A Complete if the organization is exempt under section 501(c) or is a section 527 organization.**

1 Provide a description of the organization's direct and indirect political campaign activities in Part IV.

2 Political campaign activity expenditures ..... ▶ \$ .....

3 Volunteer hours for political campaign activities ..... ▶ .....

**Part I-B Complete if the organization is exempt under section 501(c)(3).**

1 Enter the amount of any excise tax incurred by the organization under section 4955 ..... ▶ \$ .....

2 Enter the amount of any excise tax incurred by organization managers under section 4955 ..... ▶ \$ .....

3 If the organization incurred a section 4955 tax, did it file Form 4720 for this year? ..... ☐ Yes ☐ No

4a Was a correction made? ..... ☐ Yes ☐ No

b If "Yes," describe in Part IV.

**Part I-C Complete if the organization is exempt under section 501(c), except section 501(c)(3).**

1 Enter the amount directly expended by the filing organization for section 527 exempt function activities ..... ▶ \$ .....

2 Enter the amount of the filing organization's funds contributed to other organizations for section 527  
exempt function activities ..... ▶ \$ .....

3 Total exempt function expenditures. Add lines 1 and 2. Enter here and on Form 1120-POL,  
line 17b ..... ▶ \$ .....

4 Did the filing organization file **Form 1120-POL** for this year? ..... ☐ Yes ☐ No

5 Enter the names, addresses and employer identification number (EIN) of all section 527 political organizations to which the filing organization made payments. For each organization listed, enter the amount paid from the filing organization's funds. Also enter the amount of political contributions received that were promptly and directly delivered to a separate political organization, such as a separate segregated fund or a political action committee (PAC). If additional space is needed, provide information in Part IV.

(a) Name	(b) Address	(c) EIN	(d) Amount paid from filing organization's funds. If none, enter -0-.	(e) Amount of political contributions received and promptly and directly delivered to a separate political organization. If none, enter -0-.

For Paperwork Reduction Act Notice, see the Instructions for Form 990 or 990-EZ.

Schedule C (Form 990 or 990-EZ) 2017

LHA

**Part II-A** Complete if the organization is exempt under section 501(c)(3) and filed Form 5768 (election under section 501(h)).

**A** Check ☐ if the filing organization belongs to an affiliated group (and list in Part IV each affiliated group member's name, address, EIN, expenses, and share of excess lobbying expenditures).

**B** Check ☐ if the filing organization checked box A and "limited control" provisions apply.

Limits on Lobbying Expenditures (The term "expenditures" means amounts paid or incurred.)		(a) Filing organization's totals	(b) Affiliated group totals												
<b>1a</b> Total lobbying expenditures to influence public opinion (grass roots lobbying)															
<b>b</b> Total lobbying expenditures to influence a legislative body (direct lobbying)															
<b>c</b> Total lobbying expenditures (add lines 1a and 1b)															
<b>d</b> Other exempt purpose expenditures															
<b>e</b> Total exempt purpose expenditures (add lines 1c and 1d)															
<b>f</b> Lobbying nontaxable amount. Enter the amount from the following table in both columns.															
<table border="1"> <thead> <tr> <th>If the amount on line 1e, column (a) or (b) is:</th> <th>The lobbying nontaxable amount is:</th> </tr> </thead> <tbody> <tr> <td>Not over \$500,000</td> <td>20% of the amount on line 1e.</td> </tr> <tr> <td>Over \$500,000 but not over \$1,000,000</td> <td>\$100,000 plus 15% of the excess over \$500,000.</td> </tr> <tr> <td>Over \$1,000,000 but not over \$1,500,000</td> <td>\$175,000 plus 10% of the excess over \$1,000,000.</td> </tr> <tr> <td>Over \$1,500,000 but not over \$17,000,000</td> <td>\$225,000 plus 5% of the excess over \$1,500,000.</td> </tr> <tr> <td>Over \$17,000,000</td> <td>\$1,000,000.</td> </tr> </tbody> </table>	If the amount on line 1e, column (a) or (b) is:	The lobbying nontaxable amount is:	Not over \$500,000	20% of the amount on line 1e.	Over \$500,000 but not over \$1,000,000	\$100,000 plus 15% of the excess over \$500,000.	Over \$1,000,000 but not over \$1,500,000	\$175,000 plus 10% of the excess over \$1,000,000.	Over \$1,500,000 but not over \$17,000,000	\$225,000 plus 5% of the excess over \$1,500,000.	Over \$17,000,000	\$1,000,000.			
If the amount on line 1e, column (a) or (b) is:	The lobbying nontaxable amount is:														
Not over \$500,000	20% of the amount on line 1e.														
Over \$500,000 but not over \$1,000,000	\$100,000 plus 15% of the excess over \$500,000.														
Over \$1,000,000 but not over \$1,500,000	\$175,000 plus 10% of the excess over \$1,000,000.														
Over \$1,500,000 but not over \$17,000,000	\$225,000 plus 5% of the excess over \$1,500,000.														
Over \$17,000,000	\$1,000,000.														
<b>g</b> Grassroots nontaxable amount (enter 25% of line 1f)															
<b>h</b> Subtract line 1g from line 1a. If zero or less, enter -0-															
<b>i</b> Subtract line 1f from line 1c. If zero or less, enter -0-															
<b>j</b> If there is an amount other than zero on either line 1h or line 1i, did the organization file Form 4720 reporting section 4911 tax for this year?		<input type="checkbox"/> Yes	<input type="checkbox"/> No												

**4-Year Averaging Period Under section 501(h)**

(Some organizations that made a section 501(h) election do not have to complete all of the five columns below.)

See the separate instructions for lines 2a through 2f.)

Lobbying Expenditures During 4-Year Averaging Period					
Calendar year (or fiscal year beginning in)	(a) 2014	(b) 2015	(c) 2016	(d) 2017	(e) Total
<b>2a</b> Lobbying nontaxable amount					
<b>b</b> Lobbying ceiling amount (150% of line 2a, column(e))					
<b>c</b> Total lobbying expenditures					
<b>d</b> Grassroots nontaxable amount					
<b>e</b> Grassroots ceiling amount (150% of line 2d, column (e))					
<b>f</b> Grassroots lobbying expenditures					

Schedule C (Form 990 or 990-EZ) 2017

## 732043 11-09-17

**SCHEDULE D**  
**(Form 990)**Department of the Treasury  
Internal Revenue Service**Supplemental Financial Statements**▶ **Complete if the organization answered "Yes" on Form 990, Part IV, line 6, 7, 8, 9, 10, 11a, 11b, 11c, 11d, 11e, 11f, 12a, or 12b.**  
▶ **Attach to Form 990.**▶ **Go to [www.irs.gov/Form990](http://www.irs.gov/Form990) for instructions and the latest information.**

OMB No. 1545-0047

**2017**  
**Open to Public**  
**Inspection****Name of the organization****THERMOSTAT RECYCLING CORPORATION****Employer identification number****54-1830284****Part I Organizations Maintaining Donor Advised Funds or Other Similar Funds or Accounts.** Complete if the organization answered "Yes" on Form 990, Part IV, line 6.

	(a) Donor advised funds	(b) Funds and other accounts
1 Total number at end of year .....		
2 Aggregate value of contributions to (during year) .....		
3 Aggregate value of grants from (during year) .....		
4 Aggregate value at end of year .....		
5 Did the organization inform all donors and donor advisors in writing that the assets held in donor advised funds are the organization's property, subject to the organization's exclusive legal control? .....	<input type="checkbox"/> Yes	<input type="checkbox"/> No
6 Did the organization inform all grantees, donors, and donor advisors in writing that grant funds can be used only for charitable purposes and not for the benefit of the donor or donor advisor, or for any other purpose conferring impermissible private benefit? .....	<input type="checkbox"/> Yes	<input type="checkbox"/> No

**Part II Conservation Easements.** Complete if the organization answered "Yes" on Form 990, Part IV, line 7.

1 Purpose(s) of conservation easements held by the organization (check all that apply).  
☐ Preservation of land for public use (e.g., recreation or education) ☐ Preservation of a historically important land area  
☐ Protection of natural habitat ☐ Preservation of a certified historic structure  
☐ Preservation of open space

2 Complete lines 2a through 2d if the organization held a qualified conservation contribution in the form of a conservation easement on the last day of the tax year.

	Held at the End of the Tax Year
a Total number of conservation easements .....	2a
b Total acreage restricted by conservation easements .....	2b
c Number of conservation easements on a certified historic structure included in (a) .....	2c
d Number of conservation easements included in (c) acquired after 7/25/06, and not on a historic structure listed in the National Register .....	2d

3 Number of conservation easements modified, transferred, released, extinguished, or terminated by the organization during the tax year ▶ .....

4 Number of states where property subject to conservation easement is located ▶ .....

5 Does the organization have a written policy regarding the periodic monitoring, inspection, handling of violations, and enforcement of the conservation easements it holds? .....

☐ Yes ☐ No

6 Staff and volunteer hours devoted to monitoring, inspecting, handling of violations, and enforcing conservation easements during the year ▶ .....

7 Amount of expenses incurred in monitoring, inspecting, handling of violations, and enforcing conservation easements during the year ▶ \$ .....

8 Does each conservation easement reported on line 2(d) above satisfy the requirements of section 170(h)(4)(B)(i) and section 170(h)(4)(B)(ii)? .....

☐ Yes ☐ No

9 In Part XIII, describe how the organization reports conservation easements in its revenue and expense statement, and balance sheet, and include, if applicable, the text of the footnote to the organization's financial statements that describes the organization's accounting for conservation easements.

**Part III Organizations Maintaining Collections of Art, Historical Treasures, or Other Similar Assets.**

Complete if the organization answered "Yes" on Form 990, Part IV, line 8.

1a If the organization elected, as permitted under SFAS 116 (ASC 958), not to report in its revenue statement and balance sheet works of art, historical treasures, or other similar assets held for public exhibition, education, or research in furtherance of public service, provide, in Part XIII, the text of the footnote to its financial statements that describes these items.

b If the organization elected, as permitted under SFAS 116 (ASC 958), to report in its revenue statement and balance sheet works of art, historical treasures, or other similar assets held for public exhibition, education, or research in furtherance of public service, provide the following amounts relating to these items:

(i) Revenue included on Form 990, Part VIII, line 1 ▶ \$ .....

(ii) Assets included in Form 990, Part X ▶ \$ .....

2 If the organization received or held works of art, historical treasures, or other similar assets for financial gain, provide the following amounts required to be reported under SFAS 116 (ASC 958) relating to these items:

a Revenue included on Form 990, Part VIII, line 1 ▶ \$ .....

b Assets included in Form 990, Part X ▶ \$ .....

**Part III Organizations Maintaining Collections of Art, Historical Treasures, or Other Similar Assets** (continued)

3 Using the organization's acquisition, accession, and other records, check any of the following that are a significant use of its collection items (check all that apply):

- a ☐ Public exhibition d ☐ Loan or exchange programs  
 b ☐ Scholarly research e ☐ Other \_\_\_\_\_  
 c ☐ Preservation for future generations

4 Provide a description of the organization's collections and explain how they further the organization's exempt purpose in Part XIII.

5 During the year, did the organization solicit or receive donations of art, historical treasures, or other similar assets to be sold to raise funds rather than to be maintained as part of the organization's collection? ☐ Yes ☐ No

**Part IV Escrow and Custodial Arrangements.** Complete if the organization answered "Yes" on Form 990, Part IV, line 9, or reported an amount on Form 990, Part X, line 21.

1a Is the organization an agent, trustee, custodian or other intermediary for contributions or other assets not included on Form 990, Part X? ☐ Yes ☐ No

b If "Yes," explain the arrangement in Part XIII and complete the following table:

	Amount
c Beginning balance	1c
d Additions during the year	1d
e Distributions during the year	1e
f Ending balance	1f

2a Did the organization include an amount on Form 990, Part X, line 21, for escrow or custodial account liability? ☐ Yes ☐ No

b If "Yes," explain the arrangement in Part XIII. Check here if the explanation has been provided on Part XIII ☐

**Part V Endowment Funds.** Complete if the organization answered "Yes" on Form 990, Part IV, line 10.

	(a) Current year	(b) Prior year	(c) Two years back	(d) Three years back	(e) Four years back
1a Beginning of year balance					
b Contributions					
c Net investment earnings, gains, and losses					
d Grants or scholarships					
e Other expenditures for facilities and programs					
f Administrative expenses					
g End of year balance					

2 Provide the estimated percentage of the current year end balance (line 1g, column (a)) held as:

- a Board designated or quasi-endowment ☐ %  
 b Permanent endowment ☐ %  
 c Temporarily restricted endowment ☐ %

The percentages on lines 2a, 2b, and 2c should equal 100%.

3a Are there endowment funds not in the possession of the organization that are held and administered for the organization by:

- (i) unrelated organizations  
 (ii) related organizations

	Yes	No
3a(i)		
3a(ii)		
3b		

b If "Yes" on line 3a(ii), are the related organizations listed as required on Schedule R? ☐

4 Describe in Part XIII the intended uses of the organization's endowment funds.

**Part VI Land, Buildings, and Equipment.**

Complete if the organization answered "Yes" on Form 990, Part IV, line 11a. See Form 990, Part X, line 10.

Description of property	(a) Cost or other basis (investment)	(b) Cost or other basis (other)	(c) Accumulated depreciation	(d) Book value
1a Land				
b Buildings				
c Leasehold improvements				
d Equipment		10,068.	8,647.	1,421.
e Other				
<b>Total.</b> Add lines 1a through 1e. (Column (d) must equal Form 990, Part X, column (B), line 10c.)				1,421.

**Part VII Investments - Other Securities.**

Complete if the organization answered "Yes" on Form 990, Part IV, line 11b. See Form 990, Part X, line 12.

(a) Description of security or category (including name of security)	(b) Book value	(c) Method of valuation: Cost or end-of-year market value
(1) Financial derivatives .....		
(2) Closely-held equity interests .....		
(3) Other .....		
(A) .....		
(B) .....		
(C) .....		
(D) .....		
(E) .....		
(F) .....		
(G) .....		
(H) .....		
<b>Total.</b> (Col. (b) must equal Form 990, Part X, col. (B) line 12.) ▶		

**Part VIII Investments - Program Related.**

Complete if the organization answered "Yes" on Form 990, Part IV, line 11c. See Form 990, Part X, line 13.

(a) Description of investment	(b) Book value	(c) Method of valuation: Cost or end-of-year market value
(1) .....		
(2) .....		
(3) .....		
(4) .....		
(5) .....		
(6) .....		
(7) .....		
(8) .....		
(9) .....		
<b>Total.</b> (Col. (b) must equal Form 990, Part X, col. (B) line 13.) ▶		

**Part IX Other Assets.**

Complete if the organization answered "Yes" on Form 990, Part IV, line 11d. See Form 990, Part X, line 15.

(a) Description	(b) Book value
(1) .....	
(2) .....	
(3) .....	
(4) .....	
(5) .....	
(6) .....	
(7) .....	
(8) .....	
(9) .....	
<b>Total.</b> (Column (b) must equal Form 990, Part X, col. (B) line 15.) ▶	

**Part X Other Liabilities.**

Complete if the organization answered "Yes" on Form 990, Part IV, line 11e or 11f. See Form 990, Part X, line 25.

1. (a) Description of liability	(b) Book value	
(1) Federal income taxes		
(2) .....		
(3) .....		
(4) .....		
(5) .....		
(6) .....		
(7) .....		
(8) .....		
(9) .....		
<b>Total.</b> (Column (b) must equal Form 990, Part X, col. (B) line 25.) ▶		

2. Liability for uncertain tax positions. In Part XIII, provide the text of the footnote to the organization's financial statements that reports the organization's liability for uncertain tax positions under FIN 48 (ASC 740). Check here if the text of the footnote has been provided in Part XIII ☒

**Part XI Reconciliation of Revenue per Audited Financial Statements With Revenue per Return.**

Complete if the organization answered "Yes" on Form 990, Part IV, line 12a.

<b>1</b>	Total revenue, gains, and other support per audited financial statements .....	<b>1</b>	3,021,756.
<b>2</b>	Amounts included on line 1 but not on Form 990, Part VIII, line 12:		
<b>a</b>	Net unrealized gains (losses) on investments .....	<b>2a</b>	
<b>b</b>	Donated services and use of facilities .....	<b>2b</b>	
<b>c</b>	Recoveries of prior year grants .....	<b>2c</b>	
<b>d</b>	Other (Describe in Part XIII.) .....	<b>2d</b>	
<b>e</b>	Add lines <b>2a</b> through <b>2d</b> .....	<b>2e</b>	0.
<b>3</b>	Subtract line <b>2e</b> from line <b>1</b> .....	<b>3</b>	3,021,756.
<b>4</b>	Amounts included on Form 990, Part VIII, line 12, but not on line 1:		
<b>a</b>	Investment expenses not included on Form 990, Part VIII, line 7b .....	<b>4a</b>	
<b>b</b>	Other (Describe in Part XIII.) .....	<b>4b</b>	
<b>c</b>	Add lines <b>4a</b> and <b>4b</b> .....	<b>4c</b>	0.
<b>5</b>	Total revenue. Add lines <b>3</b> and <b>4c</b> . (This must equal Form 990, Part I, line 12.) .....	<b>5</b>	3,021,756.

**Part XII Reconciliation of Expenses per Audited Financial Statements With Expenses per Return.**

Complete if the organization answered "Yes" on Form 990, Part IV, line 12a.

<b>1</b>	Total expenses and losses per audited financial statements .....	<b>1</b>	2,902,827.
<b>2</b>	Amounts included on line 1 but not on Form 990, Part IX, line 25:		
<b>a</b>	Donated services and use of facilities .....	<b>2a</b>	
<b>b</b>	Prior year adjustments .....	<b>2b</b>	
<b>c</b>	Other losses .....	<b>2c</b>	
<b>d</b>	Other (Describe in Part XIII.) .....	<b>2d</b>	
<b>e</b>	Add lines <b>2a</b> through <b>2d</b> .....	<b>2e</b>	0.
<b>3</b>	Subtract line <b>2e</b> from line <b>1</b> .....	<b>3</b>	2,902,827.
<b>4</b>	Amounts included on Form 990, Part IX, line 25, but not on line 1:		
<b>a</b>	Investment expenses not included on Form 990, Part VIII, line 7b .....	<b>4a</b>	
<b>b</b>	Other (Describe in Part XIII.) .....	<b>4b</b>	
<b>c</b>	Add lines <b>4a</b> and <b>4b</b> .....	<b>4c</b>	0.
<b>5</b>	Total expenses. Add lines <b>3</b> and <b>4c</b> . (This must equal Form 990, Part I, line 18.) .....	<b>5</b>	2,902,827.

**Part XIII Supplemental Information.**

Provide the descriptions required for Part II, lines 3, 5, and 9; Part III, lines 1a and 4; Part IV, lines 1b and 2b; Part V, line 4; Part X, line 2; Part XI, lines 2d and 4b; and Part XII, lines 2d and 4b. Also complete this part to provide any additional information.

**PART X, LINE 2:**

TRC IS EXEMPT FROM INCOME TAXES ON ITS EXEMPT ACTIVITIES UNDER SECTION 501 (C) (6) OF THE INTERNAL REVENUE CODE. TRC FOLLOWS ACCOUNTING STANDARDS FOR DEALING WITH UNCERTAINTY IN ACCOUNTING FOR INCOME TAX PROVISIONS. TRC HAS DETERMINED THAT IT DOES NOT HAVE ANY MATERIAL UNRECOGNIZED TAX BENEFITS OR OBLIGATIONS AS OF DECEMBER 31, 2017 AND 2016. YEARS ENDING ON OR AFTER DECEMBER 31, 2014 REMAIN SUBJECT TO EXAMINATION BY FEDERAL AND STATE TAX AUTHORITIES.

**SCHEDULE J  
(Form 990)**

Department of the Treasury  
Internal Revenue Service

**Compensation Information**

- For certain Officers, Directors, Trustees, Key Employees, and Highest Compensated Employees
- ▶ **Complete if the organization answered "Yes" on Form 990, Part IV, line 23.**
- ▶ **Attach to Form 990.**
- ▶ **Go to [www.irs.gov/Form990](http://www.irs.gov/Form990) for instructions and the latest information.**

OMB No. 1545-0047

**2017**

Open to Public  
Inspection

Name of the organization

**THERMOSTAT RECYCLING CORPORATION**

Employer identification number

**54-1830284**

**Part I Questions Regarding Compensation**

	Yes	No								
<b>1a</b> Check the appropriate box(es) if the organization provided any of the following to or for a person listed on Form 990, Part VII, Section A, line 1a. Complete Part III to provide any relevant information regarding these items. <table border="0"> <tr> <td><input type="checkbox"/> First-class or charter travel</td> <td><input type="checkbox"/> Housing allowance or residence for personal use</td> </tr> <tr> <td><input type="checkbox"/> Travel for companions</td> <td><input type="checkbox"/> Payments for business use of personal residence</td> </tr> <tr> <td><input type="checkbox"/> Tax indemnification and gross-up payments</td> <td><input type="checkbox"/> Health or social club dues or initiation fees</td> </tr> <tr> <td><input type="checkbox"/> Discretionary spending account</td> <td><input type="checkbox"/> Personal services (such as, maid, chauffeur, chef)</td> </tr> </table>	<input type="checkbox"/> First-class or charter travel	<input type="checkbox"/> Housing allowance or residence for personal use	<input type="checkbox"/> Travel for companions	<input type="checkbox"/> Payments for business use of personal residence	<input type="checkbox"/> Tax indemnification and gross-up payments	<input type="checkbox"/> Health or social club dues or initiation fees	<input type="checkbox"/> Discretionary spending account	<input type="checkbox"/> Personal services (such as, maid, chauffeur, chef)		
<input type="checkbox"/> First-class or charter travel	<input type="checkbox"/> Housing allowance or residence for personal use									
<input type="checkbox"/> Travel for companions	<input type="checkbox"/> Payments for business use of personal residence									
<input type="checkbox"/> Tax indemnification and gross-up payments	<input type="checkbox"/> Health or social club dues or initiation fees									
<input type="checkbox"/> Discretionary spending account	<input type="checkbox"/> Personal services (such as, maid, chauffeur, chef)									
<b>b</b> If any of the boxes on line 1a are checked, did the organization follow a written policy regarding payment or reimbursement or provision of all of the expenses described above? If "No," complete Part III to explain .....	<b>1b</b>									
<b>2</b> Did the organization require substantiation prior to reimbursing or allowing expenses incurred by all directors, trustees, and officers, including the CEO/Executive Director, regarding the items checked on line 1a? .....	<b>2</b>									
<b>3</b> Indicate which, if any, of the following the filing organization used to establish the compensation of the organization's CEO/Executive Director. Check all that apply. Do not check any boxes for methods used by a related organization to establish compensation of the CEO/Executive Director, but explain in Part III. <table border="0"> <tr> <td><input type="checkbox"/> Compensation committee</td> <td><input checked="" type="checkbox"/> Written employment contract</td> </tr> <tr> <td><input type="checkbox"/> Independent compensation consultant</td> <td><input checked="" type="checkbox"/> Compensation survey or study</td> </tr> <tr> <td><input checked="" type="checkbox"/> Form 990 of other organizations</td> <td><input checked="" type="checkbox"/> Approval by the board or compensation committee</td> </tr> </table>	<input type="checkbox"/> Compensation committee	<input checked="" type="checkbox"/> Written employment contract	<input type="checkbox"/> Independent compensation consultant	<input checked="" type="checkbox"/> Compensation survey or study	<input checked="" type="checkbox"/> Form 990 of other organizations	<input checked="" type="checkbox"/> Approval by the board or compensation committee				
<input type="checkbox"/> Compensation committee	<input checked="" type="checkbox"/> Written employment contract									
<input type="checkbox"/> Independent compensation consultant	<input checked="" type="checkbox"/> Compensation survey or study									
<input checked="" type="checkbox"/> Form 990 of other organizations	<input checked="" type="checkbox"/> Approval by the board or compensation committee									
<b>4</b> During the year, did any person listed on Form 990, Part VII, Section A, line 1a, with respect to the filing organization or a related organization:										
<b>a</b> Receive a severance payment or change-of-control payment? .....	<b>4a</b>	<b>X</b>								
<b>b</b> Participate in, or receive payment from, a supplemental nonqualified retirement plan? .....	<b>4b</b>	<b>X</b>								
<b>c</b> Participate in, or receive payment from, an equity-based compensation arrangement? .....	<b>4c</b>	<b>X</b>								
If "Yes" to any of lines 4a-c, list the persons and provide the applicable amounts for each item in Part III.										
<b>Only section 501(c)(3), 501(c)(4), and 501(c)(29) organizations must complete lines 5-9.</b>										
<b>5</b> For persons listed on Form 990, Part VII, Section A, line 1a, did the organization pay or accrue any compensation contingent on the revenues of:										
<b>a</b> The organization? .....	<b>5a</b>									
<b>b</b> Any related organization? .....	<b>5b</b>									
If "Yes" on line 5a or 5b, describe in Part III.										
<b>6</b> For persons listed on Form 990, Part VII, Section A, line 1a, did the organization pay or accrue any compensation contingent on the net earnings of:										
<b>a</b> The organization? .....	<b>6a</b>									
<b>b</b> Any related organization? .....	<b>6b</b>									
If "Yes" on line 6a or 6b, describe in Part III.										
<b>7</b> For persons listed on Form 990, Part VII, Section A, line 1a, did the organization provide any nonfixed payments not described on lines 5 and 6? If "Yes," describe in Part III .....	<b>7</b>									
<b>8</b> Were any amounts reported on Form 990, Part VII, paid or accrued pursuant to a contract that was subject to the initial contract exception described in Regulations section 53.4958-4(a)(3)? If "Yes," describe in Part III .....	<b>8</b>									
<b>9</b> If "Yes" on line 8, did the organization also follow the rebuttable presumption procedure described in Regulations section 53.4958-6(c)? .....	<b>9</b>									

LHA For Paperwork Reduction Act Notice, see the Instructions for Form 990.

Schedule J (Form 990) 2017





**Part III** Supplemental Information

Provide the information, explanation, or descriptions required for Part I, lines 1a, 1b, 3, 4a, 4b, 4c, 5a, 5b, 6a, 6b, 7, and 8, and for Part II. Also complete this part for any additional information.

PART I, LINE 3:

COMPENSATION IS ESTABLISHED BY THE BOARD OF DIRECTORS AND COMPARABILITY  
DATA, AMONG OTHER METHODS, ARE USED TO DETERMINE THE COMPENSATION OF THE  
ORGANIZATION'S EXECUTIVE DIRECTOR.

**SCHEDULE O**  
**(Form 990 or 990-EZ)**

Department of the Treasury  
Internal Revenue Service

**Supplemental Information to Form 990 or 990-EZ**

Complete to provide information for responses to specific questions on  
Form 990 or 990-EZ or to provide any additional information.

▶ Attach to Form 990 or 990-EZ.

▶ Go to [www.irs.gov/Form990](http://www.irs.gov/Form990) for the latest information.

OMB No. 1545-0047

**2017**

Open to Public  
Inspection

Name of the organization

THERMOSTAT RECYCLING CORPORATION

Employer identification number

54-1830284

FORM 990, PART III, LINE 2, NEW PROGRAM SERVICES:

LOBBYING/GOVERNMENT AFFAIRS PROGRAM SERVICES: TRC ARRANGES LOBBYING

CONTRACTS ON BEHALF OF THE THERMOSTAT INDUSTRY TO PROLIFERATE, MONITOR

AND (WHERE NECESSARY) AMEND STATE LEGISLATION. IN ADDITION TO

LEGISLATION, THESE CONTRACTS WORK TO ALIGN THERMOSTAT MANUFACTURER'S

INTERESTS WITH STATE REGULATORS AND OTHER GOVERNMENTAL BODIES THROUGH

THE USE OF MEETINGS, DISCUSSIONS, AND LETTER-WRITING. FUNDS ACQUIRED

TO ACCOMPLISH THESE OBJECTIVES ARE PART OF THE ANNUAL BUDGETING AND

MEMBERSHIP DUES STRUCTURE. THESE FUNDS DIRECTLY REIMBURSE HIRED

VENDORS.

FORM 990, PART VI, SECTION A, LINE 6:

INITIAL MEMBERS OF THIS CORPORATION SHALL BE WHITE-RODGERS CORPORATION AND

HONEYWELL INC. EACH SUCH CORPORATION SHALL BE DEEMED AN ORIGINAL MEMBER OF

THE CORPORATION, AND ALL CORPORATIONS MAY BE REFERRED TO COLLECTIVELY IN

THE BY-LAWS AS THE ORIGINAL MEMBERS.

FROM TIME TO TIME, THE BOARD OF DIRECTORS MAY INVITE OTHER THERMOSTAT

MANUFACTURERS TO PARTICIPATE AS MEMBERS IN THE CORPORATION. SUCH A

CORPORATION SHALL BECOME A MEMBER ONLY UPON PAYMENT OF FEES AS PROVIDED

UNDER ARTICLE VII OF THE BY-LAWS.

FORM 990, PART VI, SECTION A, LINE 7A:

THERE SHALL BE A NOMINATING COMMITTEE OF THE BOARD OF DIRECTORS, WHICH

SHALL CONSIST OF THREE DIRECTORS, ALL OF WHOM ARE EMPLOYED BY ORIGINAL

MEMBERS. ONE MONTH PRIOR TO THE ANNUAL MEETING OF THE CORPORATION, THE

LHA For Paperwork Reduction Act Notice, see the Instructions for Form 990 or 990-EZ.

Schedule O (Form 990 or 990-EZ) (2017)

Name of the organization

THERMOSTAT RECYCLING CORPORATION

Employer identification number

54-1830284

NOMINATING COMMITTEE SHALL APPROVE A SLATE OF NOMINEES MEETING THE QUALIFICATIONS SET FORTH IN SECTION 2 TO BE SUBMITTED TO THE MEMBERS FOR ELECTION AT THE ANNUAL MEETING.

FORM 990, PART VI, SECTION B, LINE 11B:

A COPY OF FORM 990 IS PROVIDED TO ALL GOVERNING MEMBERS BEFORE IT IS FILED. A REASONABLE AMOUNT OF TIME IS ALLOWED FOR THE GOVERNING MEMBERS TO REVIEW THE FORM 990 AND PROVIDE COMMENTS.

FORM 990, PART VI, SECTION B, LINE 15:

COMPENSATION IS ESTABLISHED BY THE BOARD OF DIRECTORS AND COMPARABILITY DATA, AMONG OTHER METHODS, TO DETERMINE THE COMPENSATION OF THE ORGANIZATION'S EXECUTIVE DIRECTOR.

FORM 990, PART VI, SECTION C, LINE 19:

TRC MAKES ITS GOVERNING DOCUMENTS, CONFLICT OF INTEREST POLICY, AND FINANCIAL STATEMENTS AVAILABLE TO THE PUBLIC UPON REQUEST (VIA E-MAIL OR MAIL).

FORM 990, PART IX, LINE 11G, OTHER FEES:

CONSULTING FEES	314,118.
PAYROLL PROCESSING	5,701.
EVALUATIONS	54,055.
ADVOCACY	140,684.
TOTAL OTHER FEES ON FORM 990, PART IX, LINE 11G, COL A	514,558.

FORM 990, PART XII, LINE 2C

THE PROCESS HAS NOT CHANGED FROM THE PRIOR YEAR. THE BOARD OF

Employer identification number

54-1830284

[illegible]

**2017 DEPRECIATION AND AMORTIZATION REPORT**

FORM 990 PAGE 10

990

Asset No.	Description	Date Acquired	Method	Life	C o n v	Line No.	Unadjusted Cost Or Basis	Bus % Excl	Section 179 Expense	* Reduction In Basis	Basis For Depreciation	Beginning Accumulated Depreciation	Current Sec 179 Expense	Current Year Deduction	Ending Accumulated Depreciation
1	LAPTOP	07/15/12	SL	5.00		16	1,447.				1,447.	1,290.		157.	1,447.
3	2 DELL COMPUTERS	11/21/12	SL	5.00		16	3,007.				3,007.	2,455.		552.	3,007.
4	DELL OPTIPLEX 7010 SFF	01/05/14	SL	5.00		16	1,231.				1,231.	738.		246.	984.
5	DELL COMPUTER WITH MICROPHONE	01/31/14	SL	5.00		16	1,933.				1,933.	1,128.		387.	1,515.
6	DELL LAPTOP	05/01/14	SL	5.00		16	1,221.				1,221.	651.		244.	895.
7	DELL OPTIPLEX 7010 W/22" MONITOR	10/01/14	SL	5.00		16	1,228.				1,228.	553.		246.	799.
8	SALESFORCE SOFTWARE LICENSES	12/16/16		5M		HY43	3,012.				3,012.			3,012.	3,012.
9	NEW DATABASE	01/31/17		5M		HY42	81,312.				81,312.			81,312.	81,312.
	* TOTAL 990 PAGE 10 DEPR & AMORT						94,391.				94,391.	6,815.		86,156.	92,971.
	CURRENT YEAR ACTIVITY														
	BEGINNING BALANCE						13,079.			0.	13,079.	6,815.			11,659.
	ACQUISITIONS						81,312.			0.	81,312.	0.			81,312.
	DISPOSITIONS						0.			0.	0.	0.			0.
	ENDING BALANCE						94,391.			0.	94,391.	6,815.			92,971.
	ENDING ACCUM DEPR											92,971.			
	ENDING BOOK VALUE											1,420.			

Form **4562**Department of the Treasury  
Internal Revenue Service (99)

Name(s) shown on return

**Depreciation and Amortization**  
(Including Information on Listed Property)

990

▶ Attach to your tax return.

▶ Go to [www.irs.gov/Form4562](http://www.irs.gov/Form4562) for instructions and the latest information.

OMB No. 1545-0172

**2017**Attachment  
Sequence No. **179****THERMOSTAT RECYCLING CORPORATION****FORM 990 PAGE 10****54-1830284****Part I Election To Expense Certain Property Under Section 179** Note: If you have any listed property, complete Part V before you complete Part I.

1	Maximum amount (see instructions)	1	510,000.
2	Total cost of section 179 property placed in service (see instructions)	2	
3	Threshold cost of section 179 property before reduction in limitation	3	2,030,000.
4	Reduction in limitation. Subtract line 3 from line 2. If zero or less, enter -0-	4	
5	Dollar limitation for tax year. Subtract line 4 from line 1. If zero or less, enter -0-. If married filing separately, see instructions	5	
6	(a) Description of property	(b) Cost (business use only)	(c) Elected cost
7	Listed property. Enter the amount from line 29	7	
8	Total elected cost of section 179 property. Add amounts in column (c), lines 6 and 7	8	
9	Tentative deduction. Enter the <b>smaller</b> of line 5 or line 8	9	
10	Carryover of disallowed deduction from line 13 of your 2016 Form 4562	10	
11	Business income limitation. Enter the smaller of business income (not less than zero) or line 5	11	
12	Section 179 expense deduction. Add lines 9 and 10, but don't enter more than line 11	12	
13	Carryover of disallowed deduction to 2018. Add lines 9 and 10, less line 12	13	

Note: Don't use Part II or Part III below for listed property. Instead, use Part V.

**Part II Special Depreciation Allowance and Other Depreciation (Don't include listed property.)**

14	Special depreciation allowance for qualified property (other than listed property) placed in service during the tax year	14	
15	Property subject to section 168(f)(1) election	15	
16	Other depreciation (including ACRS)	16	1,832.

**Part III MACRS Depreciation (Don't include listed property.) (See instructions.)****Section A**

17	MACRS deductions for assets placed in service in tax years beginning before 2017	17	
18	If you are electing to group any assets placed in service during the tax year into one or more general asset accounts, check here		

**Section B - Assets Placed in Service During 2017 Tax Year Using the General Depreciation System**

(a) Classification of property	(b) Month and year placed in service	(c) Basis for depreciation (business/investment use only - see instructions)	(d) Recovery period	(e) Convention	(f) Method	(g) Depreciation deduction
19a 3-year property						
b 5-year property						
c 7-year property						
d 10-year property						
e 15-year property						
f 20-year property						
g 25-year property			25 yrs.		S/L	
h Residential rental property	/		27.5 yrs.	MM	S/L	
	/		27.5 yrs.	MM	S/L	
i Nonresidential real property	/		39 yrs.	MM	S/L	
	/			MM	S/L	

**Section C - Assets Placed in Service During 2017 Tax Year Using the Alternative Depreciation System**

20a Class life					S/L	
b 12-year			12 yrs.		S/L	
c 40-year	/		40 yrs.	MM	S/L	

**Part IV Summary (See instructions.)**

21	Listed property. Enter amount from line 28	21	
22	Total. Add amounts from line 12, lines 14 through 17, lines 19 and 20 in column (g), and line 21. Enter here and on the appropriate lines of your return. Partnerships and S corporations - see instr.	22	1,832.
23	For assets shown above and placed in service during the current year, enter the portion of the basis attributable to section 263A costs	23	

**Part V Listed Property** (Include automobiles, certain other vehicles, certain aircraft, certain computers, and property used for entertainment, recreation, or amusement.)**Note:** For any vehicle for which you are using the standard mileage rate or deducting lease expense, complete only 24a, 24b, columns (a) through (c) of Section A, all of Section B, and Section C if applicable.**Section A - Depreciation and Other Information** (Caution: See the instructions for limits for passenger automobiles.)**24a** Do you have evidence to support the business/investment use claimed? ☐ Yes ☐ No **24b** If "Yes," is the evidence written? ☐ Yes ☐ No

(a) Type of property (list vehicles first)	(b) Date placed in service	(c) Business/ investment use percentage	(d) Cost or other basis	(e) Basis for depreciation (business/investment use only)	(f) Recovery period	(g) Method/ Convention	(h) Depreciation deduction	(i) Elected section 179 cost
<b>25</b> Special depreciation allowance for qualified listed property placed in service during the tax year and used more than 50% in a qualified business use							<b>25</b>	
<b>26</b> Property used more than 50% in a qualified business use:								
		%						
		%						
		%						
<b>27</b> Property used 50% or less in a qualified business use:								
		%			S/L -			
		%			S/L -			
		%			S/L -			
<b>28</b> Add amounts in column (h), lines 25 through 27. Enter here and on line 21, page 1							<b>28</b>	
<b>29</b> Add amounts in column (i), line 26. Enter here and on line 7, page 1							<b>29</b>	

**Section B - Information on Use of Vehicles**

Complete this section for vehicles used by a sole proprietor, partner, or other "more than 5% owner," or related person. If you provided vehicles to your employees, first answer the questions in Section C to see if you meet an exception to completing this section for those vehicles.

	(a) Vehicle	(b) Vehicle	(c) Vehicle	(d) Vehicle	(e) Vehicle	(f) Vehicle
<b>30</b> Total business/investment miles driven during the year (don't include commuting miles)						
<b>31</b> Total commuting miles driven during the year						
<b>32</b> Total other personal (noncommuting) miles driven						
<b>33</b> Total miles driven during the year. Add lines 30 through 32						
<b>34</b> Was the vehicle available for personal use during off-duty hours?	Yes No	Yes No	Yes No	Yes No	Yes No	Yes No
<b>35</b> Was the vehicle used primarily by a more than 5% owner or related person?						
<b>36</b> Is another vehicle available for personal use?						

**Section C - Questions for Employers Who Provide Vehicles for Use by Their Employees**

Answer these questions to determine if you meet an exception to completing Section B for vehicles used by employees who aren't more than 5% owners or related persons.

	Yes	No
<b>37</b> Do you maintain a written policy statement that prohibits all personal use of vehicles, including commuting, by your employees?		
<b>38</b> Do you maintain a written policy statement that prohibits personal use of vehicles, except commuting, by your employees? See the instructions for vehicles used by corporate officers, directors, or 1% or more owners		
<b>39</b> Do you treat all use of vehicles by employees as personal use?		
<b>40</b> Do you provide more than five vehicles to your employees, obtain information from your employees about the use of the vehicles, and retain the information received?		
<b>41</b> Do you meet the requirements concerning qualified automobile demonstration use?		

**Note:** If your answer to 37, 38, 39, 40, or 41 is "Yes," don't complete Section B for the covered vehicles.**Part VI Amortization**

(a) Description of costs	(b) Date amortization begins	(c) Amortizable amount	(d) Code section	(e) Amortization period or percentage	(f) Amortization for this year
<b>42</b> Amortization of costs that begins during your 2017 tax year:					
NEW DATABASE	01/31/17	81,312.		5M	81,312.
<b>43</b> Amortization of costs that began before your 2017 tax year					3,012.
<b>44</b> Total. Add amounts in column (f). See the instructions for where to report					84,324.



**STATE OF DELAWARE**  
**CERTIFICATE OF DISSOLUTION**

State of Delaware  
Secretary of State  
Division of Corporations  
Delivered 11:48 AM 07/26/2018  
FILED 11:48 AM 07/26/2018  
SR 20185856281 - File Number 2114695

The corporation organized and existing under the General Corporation Law of the State of Delaware.

**DOES HEREBY CERTIFY AS FOLLOWS:**

The dissolution of said Lear Siegler Diversified Holdings Corp. has been duly authorized by the Board of Directors and Stockholders in accordance with subsections (a) and (b) of Section 275 of the General Corporation Law of the State of Delaware.

The date the dissolution was authorized is July 23, 2018.

The following is a list of the names and addresses of the directors of the said corporation:

NAME	ADDRESS
James F. Matthews	14802 Bellezza Lane, Naples, FL 34110

The following is a list of the names and addresses of the officers of the said corporation:

NAME	OFFICE	ADDRESS
James F. Matthews	President, Secretary and Treasurer	14802 Bellezza Lane, Naples, FL 34110

The date the original certificate of incorporation of Lear Siegler Diversified Holdings Corp. was: January 13, 1987.

The registered office of Lear Siegler Diversified Holdings Corp. within the State of Delaware is located at 1209 Orange Street, City of Wilmington, New Castle County, Delaware 19801 and the name of its registered agent for service of process in the state is The Corporation Trust Company, the business office of which is identical with the registered office of Lear Siegler Diversified Holdings Corp.

By: /s/ James F. Matthews  
Authorized Officer  
Name: James F. Matthews  
Title: President, Secretary and Treasurer

**New Hampshire  
2018 Miss You Calls**

Location Type	Account	Location: Name	Street	City	State	Zip Code	Subject	Activity Date
Wholesaler	The Granite Group	The Granite Group	13 WATERFORD PLACE	Gilford	NH	03246	Miss You Call	1/18/2018
HHW	Town Of Hanover Public Works	Town Of Hanover Public Works	194 Lebanon St.	Hanover	NH	03755	Miss You Call	1/18/2018
Wholesaler	The Granite Group	The Granite Group	21 VICTORIA CT.	KEENE	NH	03431	Miss You Call	1/18/2018
Wholesaler	The Granite Group	The Granite Group	266 MECHANIC ST	Lebanon	NH	03766	Miss You Call	1/18/2018
Wholesaler	The Granite Group	The Granite Group	248 GONIC ROAD	Rochester	NH	03839	Miss You Call	1/18/2018
HHW	Dalton Transfer Station	Dalton Transfer Station	756 Dalton Road	Dalton	NH	03598	Miss You Call	1/23/2018
HHW	Rye Recycling Center	Rye Recycling Center	305 Grove Rd	Rye	NH	03870	Miss You Call	1/23/2018
HVAC Contractor	Johnson Oil Company	Johnson Oil Company	235 MAIN STREET	CLAREMONT	NH	03743	Miss You Call	1/24/2018
Wholesaler	Laconia Electric Supply	Laconia Electric Supply	935 UNION AVE	LACONIA	NH	03246	Miss You Call	1/24/2018
Wholesaler	Laconia Winair Co.	Laconia Winair Co.	76-B LEXINGTON DRIVE	LACONIA	NH	03246	Miss You Call	1/24/2018
HHW	Lancaster Transfer Station	Lancaster Transfer Station	121 WATER STREET	LANCASTER	NH	03584	Miss You Call	1/24/2018
HVAC Contractor	Stallion Builders	Stallion Builders	99 Northeastern BLVD	NASHUA	NH	03062	Miss You Call	1/24/2018
HHW	New Hampshire Dept Of	New Hampshire Dept Of	29 Hazen Drive	Concord	NH	03301	Miss You Call	1/31/2018
HHW	Crotched Mountain Rehab	Crotched Mountain Rehab	1 Verney	Greenfield	NH	03047	Miss You Call	1/31/2018
HHW	Lebanon Recycling Center	Lebanon Recycling Center	370 NORTH PLAINFIELD ROAD	LEBANON	NH	03766	Miss You Call	1/31/2018
Wholesaler	Kw Management, Inc.	Kw Management, Inc.	55 LAKE STREET	NASHUA	NH	03060	Miss You Call	1/31/2018
HHW	Town Of Durham	Durham Transfer Station	100 Stone Quarry	Durham	NH	03824	Miss You Call	5/8/2018
HHW	Crotched Mountain Rehab	Crotched Mountain Rehab	1 Verney	Greenfield	NH	03047	Miss You Call	5/8/2018
Wholesaler	Trane	Trane Supply	1050 Holt Avenue	Manchester	NH	03109	Miss You Call	5/8/2018
HHW	Town Of Winchester	Town Of Winchester	1 Richmond Rd	Winchester	NH	03470	Miss You Call	5/8/2018
HHW	Town Of Hampstead	Town Of Hampstead	11 Main St	Hampstead	NH	03841	Miss You Call	5/9/2018
Wholesaler	Central Supply Inc	Central Supply Inc	12 WATER STREET	LEBANON	NH	03766	Miss You Call	5/9/2018
HHW	Transfer Station	Transfer Station	118 Lovejoy Rd	Lempster	NH	03605	Miss You Call	5/9/2018
HHW	Meredith Transfer Station	Meredith Transfer Station	11 & 17 Jenness Road	Meredith	NH	03253	Miss You Call	5/9/2018
HHW	Dowling Corporation	Dowling Corporation	112 Hertiage Avenue	Portsmouth	NH	03801	Miss You Call	5/9/2018
HHW	Rindge Transfer Station	Rindge Transfer Station	113 Main Street	Rindge	NH	03461	Miss You Call	5/9/2018
HHW	Strafford Recycle Center	Strafford Recycle Center	12 Mountain View Drive	Strafford	NH	03884	Miss You Call	5/9/2018
HHW	Exeter	Exeter	13 Newfields Rd	Exeter	NH	03302	Miss You Call	5/10/2018
Wholesaler	The Granite Group	The Granite Group	13 WATERFORD PLACE	Gilford	NH	03246	Miss You Call	5/10/2018
HHW	Lancaster Transfer Station	Lancaster Transfer Station	121 WATER STREET	LANCASTER	NH	03584	Miss You Call	5/10/2018
Wholesaler	Rexel	Rexel	13 GARABEDIAN DRIVE	SALEM	NH	03079	Miss You Call	5/10/2018
HHW	Town Of Northfield	Town Of Northfield	147 park St	Northfield	NH	03276	Miss You Call	5/11/2018
HHW	Town Of Gilford	Town Of Gilford	150 Gilford Rd	Gilford	NH	03249	Miss You Call	5/14/2018
HHW	Town Of Pittsburg	Town Of Pittsburg	1526 Main St	Pittsburg	NH	03592	Miss You Call	5/14/2018
HHW	Town Of Allenstown	Town Of Allenstown	16 School Street	Allenstown	NH	03275	Miss You Call	5/15/2018
HHW	Town Of Bedford	Town Of Bedford	19 CHUBBUCK RD.	BEDFORD	NH	03110	Miss You Call	5/15/2018
Wholesaler	Sid Harvey	Sid Harvey Industries, Inc #056	16 INDUSTRIAL PARK ROAD	DOVER	NH	03820	Miss You Call	5/15/2018
Wholesaler	F.W. Webb	F.W. Webb Co.	18 CONTINENTAL DRIVE	EXETER	NH	03833	Miss You Call	5/15/2018
HHW	Town Of Hanover Public Works	Town Of Hanover Public Works	194 Lebanon St.	Hanover	NH	03755	Miss You Call	5/15/2018
Wholesaler	Granite City Electric	Granite City Electric	16 Rose Ln	KEENE	NH	03431	Miss You Call	5/15/2018
Wholesaler	Premier Supply Group	Lebanon Plumbing Supply	179 Mechanic Street	Lebanon	NH	03766	Miss You Call	5/15/2018
HHW	Town Of Sanbornton	Town Of Sanbornton	184 Shaw Hill Rd	Sanbornton	NH	03269	Miss You Call	5/15/2018

**New Hampshire  
2018 Miss You Calls**

HHW	Town Of Tuftonboro	Town Of Tuftonboro	20 Sargent's Crossing	Tuftonboro	NH	03816	Miss You Call	5/16/2018
HHW	Windham Transfer Recycling Center	Windham Transfer Recycling Center	2 Ledge Road, Unit 1	Windham	NH	03087	Miss You Call	5/16/2018
HHW	Acworth Transfer Station	Acworth Transfer Station	248 Derry Hill Road	Acworth	NH	03601	Miss You Call	5/17/2018
HHW	Town Of Atkinson, Nh	Town Of Atkinson, Nh	21 Academy Avenue	Atkinson	NH	03811	Miss You Call	5/17/2018
HVAC Contractor	Johnson Oil Company	Johnson Oil Company	235 MAIN STREET	CLAREMONT	NH	03743	Miss You Call	5/17/2018
HHW	Town Of Enfield	Town Of Enfield	23 MAIN STREET	Enfield	NH	03748	Miss You Call	5/17/2018
Wholesaler	The Granite Group	The Granite Group	21 VICTORIA CT.	KEENE	NH	03431	Miss You Call	5/17/2018
HHW	Newbury Transfer Station	Newbury Transfer Station	201 Old Post Road	Newbury	NH	03255	Miss You Call	5/17/2018
Wholesaler	The Granite Group	The Granite Group	248 GONIC ROAD	Rochester	NH	03839	Miss You Call	5/17/2018
Wholesaler	Heritage Plumbing & Heating	Heritage Plumbing & Heating	28 COMMERCIAL STREET	AUBURN	NH	03032	Miss You Call	5/18/2018
Wholesaler	Blodgett Supply	Blodgett Supply	254 SHEEP DAVIS RD.	CONCORD	NH	03301	Miss You Call	5/18/2018
HHW	New Hampshire Dept Of Environmental Services	New Hampshire Dept Of Environmental Services	29 Hazen Drive	Concord	NH	03301	Miss You Call	5/18/2018
HHW	Town Of Gilmanton	Town Of Gilmanton	284 PROVINCE RD (P.O. BOX 550)	GILMANTON	NH	03237	Miss You Call	5/18/2018
Wholesaler	The Granite Group	The Granite Group	266 MECHANIC ST	Lebanon	NH	03766	Miss You Call	5/18/2018
Wholesaler	F.W. Webb	F.W. Webb Branch #54	25 UNION STREET	MANCHESTER	NH	03103	Miss You Call	5/18/2018
Wholesaler	Heating Specialties Of Nh	Heating Specialties Of Nh	25 POND STREET	NASHUA	NH	03060	Miss You Call	5/18/2018
Wholesaler	Rexel - CIs	Rexel - CIs	3 PROGRESS AVE.	NASHUA	NH	03062	Miss You Call	5/18/2018
Retailer	Clarke's Hardware	Clarke's Hardware	251 NEWPORT ROAD	NEW LONDON	NH	03257	Miss You Call	5/18/2018
Wholesaler	Northeast Electrical Distributors	Northeast Electrical Distributors	254 NO. BROADWAY	SALEM	NH	03079	Miss You Call	5/18/2018
Wholesaler	Northeast Electric	Northeast Electric	36 LITTLEWORTH ROAD	DOVER	NH	03820	Miss You Call	5/21/2018
Wholesaler	F.W. Webb	F. W. Webb Co.	302 Hounsell Ave.	Gilford	NH	03249	Miss You Call	5/21/2018
HHW	Lebanon Recycling Center	Lebanon Recycling Center	370 NORTH PLAINFIELD ROAD	LEBANON	NH	03766	Miss You Call	5/21/2018
HHW	Lisbon Nh Transfer Station	Lisbon Nh Transfer Station	35 Ecology Drive	Lisbon	NH	03585	Miss You Call	5/21/2018
Wholesaler	Rexel	Rexel	305 MASSABESIC STREET	MANCHESTER	NH	03103	Miss You Call	5/21/2018
Wholesaler	Electrical Supply Of Milford, Inc	Electrical Supply Of Milford, Inc	318 SOUTH STREET	MILFORD	NH	03055	Miss You Call	5/21/2018
HHW	Rye Recycling Center	Rye Recycling Center	305 Grove Rd	Rye	NH	03870	Miss You Call	5/21/2018
Retailer	Runnings	Runnings	403 Washington St	Claremont	NH	03743	Miss You Call	5/23/2018
Wholesaler	Electrical Wholesalers	Electrical Wholesalers	40 OLD DOVER ROAD	NEWINGTON	NH	03801	Miss You Call	5/23/2018
HHW	Newmarket Public Works	Newmarket Public Works	4 Young Lane	Newmarket	NH	03857	Miss You Call	5/23/2018
HHW	Ossipee Transfer Station	Ossipee Transfer Station	41 Chickville Road	Ossipee	NH	03814	Miss You Call	5/23/2018
HVAC Contractor	Solarcity	Solarcity	468 Pepsi Rd	Manchester	NH	03109	Miss You Call	5/24/2018
Retailer	Arjay's Ace Hardware	Arjay's Ace Hardware	55 LINCOLN STREET	EXETER	NH	03833	Miss You Call	5/30/2018
HHW	Goshen Transfer Station	Goshen Transfer Station	54 Mill Village Road N.	Goshen	NH	03752	Miss You Call	5/30/2018
HHW	Bartlett/Jackson Transfer Station	Bartlett/Jackson Transfer Station	56 TOWN HALL RD	INTERVALE	NH	03845	Miss You Call	5/30/2018
HHW	Keene Transfer Station	Keene Transfer Station	55 Old Summit Rd	Keene	NH	03431	Miss You Call	5/30/2018
Wholesaler	Watsco	Carrier Enterprise	520 East Industrial Park Drive	Manchester	NH	03109	Miss You Call	5/30/2018
Wholesaler	Kw Management, Inc.	Kw Management, Inc.	55 LAKE STREET	NASHUA	NH	03060	Miss You Call	5/30/2018
HHW	Town Of Durham Transfer Station	Town Of Durham Transfer Station	56 Tash Road	New Durham	NH	03855	Miss You Call	5/30/2018
Wholesaler	Api Of Nh	Api Of Nh	50 CAMPUS DRIVE	PORTSMOUTH	NH	03801	Miss You Call	5/30/2018
Wholesaler	Wit-Way Supply Inc	Wit-Way Supply Inc	54 ALLEN STREET	ROCHESTER	NH	03867	Miss You Call	5/30/2018
HHW	Alstead Transfer Station	Alstead Transfer Station	Route 12A	Alstead	NH	03302	Miss You Call	5/31/2018
HHW	Bow Recycling Center	Bow Recycling Center	74 River Rd	Bow	NH	03302	Miss You Call	5/31/2018

**New Hampshire**  
**2018 Miss You Calls**

HHW	Dalton Transfer Station	Dalton Transfer Station	756 Dalton Road	Dalton	NH	03598	Miss You Call	5/31/2018
HHW	Town Of Francestown	Town Of Francestown	PO Box 5	Francestown	NH	03043	Miss You Call	5/31/2018
HHW	Town Of Gilsum	Town Of Gilsum	Off Dump Rd/Surry Rd	Gilsum	NH	03448	Miss You Call	5/31/2018
Wholesaler	George A Stevens, Co	George A Stevens, Co	60 BAY ST UNIT 4	LACONIA	NH	03246	Miss You Call	5/31/2018
Wholesaler	Laconia Electric Supply	Laconia Electric Supply	935 UNION AVE	LACONIA	NH	03246	Miss You Call	5/31/2018
Wholesaler	Laconia Winair Co.	Laconia Winair Co.	76-B LEXINGTON DRIVE	LACONIA	NH	03246	Miss You Call	5/31/2018
Wholesaler	Appalachian Supply	Appalachian Supply	970 Meadow St	LITTLETON	NH	03561	Miss You Call	5/31/2018
Wholesaler	Ced-Consolidated Electrical Distributors	Ced-Consolidated Electrical Distributors	79 Carl DRIVE	MANCHESTER	NH	03103	Miss You Call	5/31/2018
Wholesaler	Graybar Electric	Graybar Electric	80 PEPSI DRIVE	MANCHESTER	NH	03109	Miss You Call	5/31/2018
HVAC Contractor	Manchester Housing And Redevelopment Authority	Manchester Housing And Redevelopment Authority	89 PINE ST.	MANCHESTER	NH	03103	Miss You Call	5/31/2018
Wholesaler	Sid Harvey	Sid Harvey Industries	999 CANDIA RD.	MANCHESTER	NH	03109	Miss You Call	5/31/2018
HVAC Contractor	Keating Plumbing And Heating	Keating Plumbing And Heating	PO Box 426	Marlborough	NH	03455	Miss You Call	5/31/2018
Wholesaler	Granite City Electric	Granite City Electric	9 STATE STREET	NASHUA	NH	03063	Miss You Call	5/31/2018
Wholesaler	Ralph Pill Electric	Ralph Pill Electric	76 LAKE STREET	NASHUA	NH	03060	Miss You Call	5/31/2018
HVAC Contractor	Stallion Builders	Stallion Builders	99 Northeastern BLVD	NASHUA	NH	03062	Miss You Call	5/31/2018
Wholesaler	F.W. Webb	F.W. Webb Co.	7 REDMOND ST	NASHUA	NH	03062	Miss You Call	5/31/2018
HHW	Town Of New Boston	Town Of New Boston	7 MEETING HOUSE HILL ROAD	NEW BOSTON	NH	03070	Miss You Call	5/31/2018
HHW	New Ipswich Transfer Station	New Ipswich Transfer Station	661 Turnpike Road	New Ipswich	NH	03071	Miss You Call	5/31/2018
HHW	Northwood Transfer Station	Northwood Transfer Station	818 First NH Turnpike	Northwood	NH	03261	Miss You Call	5/31/2018
HHW	Pembroke Transfer Station	Pembroke Transfer Station	8 Exchange St.	Pembroke	NH	03302	Miss You Call	5/31/2018
HHW	Portsmouth Transfer Station	Portsmouth Transfer Station	680 Pevorty Hill Rd	Portsmouth	NH	03801	Miss You Call	5/31/2018
Wholesaler	United Refrigeration	United Refrigeration # 38	71 LOWELL RD, UNIT 2	SALEM	NH	03079	Miss You Call	5/31/2018
Wholesaler	Ralph Pill Electric Supply	Ralph Pill Electric Supply	62 Portsmouth Ave	Stratham	NH	03885	Miss You Call	5/31/2018
HHW	Town Of Tamworth	Town Of Tamworth	84 Main St.	Tamworth	NH	03886	Miss You Call	5/31/2018
HHW	Tuftonboro Transfer Station	Tuftonboro Transfer Station	Sargents Crossing	Tuftonboro	NH	03816	Miss You Call	5/31/2018
Wholesaler	Smithfield Plumbing & Heating Supply	Smithfield Plumbing & Heating Supply	656 Route 3 South	Twin Mountain	NH	03595	Miss You Call	5/31/2018
HHW	Wentworth Transfer Station	Wentworth Transfer Station	7 ATWELL HILL RD	WENTWORTH	NH	03282	Miss You Call	5/31/2018
HHW	Town Of Wolfboro	Town Of Wolfboro	PO Box 629	Wolfboro	NH	03894	Miss You Call	5/31/2018
HHW	Town Of Durham	Durham Transfer Station	100 Stone Quarry	Durham	NH	03824	Miss You Call	9/12/2018
HHW	Crotched Mountain Rehab	Crotched Mountain Rehab	1 Verney	Greenfield	NH	03047	Miss You Call	9/12/2018
Wholesaler	Trane	Trane Supply	1050 Holt Avenue	Manchester	NH	03109	Miss You Call	9/12/2018
HHW	Town Of Winchester	Town Of Winchester	1 Richmond Rd	Winchester	NH	03470	Miss You Call	9/12/2018
HHW	Town Of Hampstead	Town Of Hampstead	11 Main St	Hampstead	NH	03841	Miss You Call	9/17/2018
HHW	Hampton Transfer Station	Hampton Transfer Station	11 Hardards's Way	Hampton	NH	03842	Miss You Call	9/17/2018
HHW	Meredith Transfer Station	Meredith Transfer Station	11 & 17 Jenness Road	Meredith	NH	03253	Miss You Call	9/17/2018

**New Hampshire**  
**2018 Collection Location Summary Report**

Location Status	Bin Bar Code	Location Type	Account: TRC Account Name	Name	Street	City	State	Zip Code	Contact Phone	Return Date	Number of Loose Switches	Number of Mercury Thermostats	Total Mercury Volume (lbs.)
Inactive		HHW	Acworth Transfer Station	Acworth Transfer Station	248 Derry Hill Road	Acworth	NH	03601					
Active		HHW	Allenstown Highway Department	Allenstown Highway Department	161 Granite St.	Allenstown	NH	03275	603-485-5460				
Active		HHW	Town Of Allenstown	Town Of Allenstown	16 School Street	Allenstown	NH	03275	603-845-4276				
Active		HHW	Alstead Transfer Station	Alstead Transfer Station	Route 12A	Alstead	NH	03302	603-835-2428				
Active		HHW	Town Of Alton Transfer Center	Town Of Alton Transfer Center	1 Monument Square	Alton	NH	03809					
Inactive		HHW	Amherst Transfer Station	Amherst Transfer Station		Amherst	NH	03561					
Active	M19192	HVAC Contractor	Palmer Gas Ermer Oil	Palmer Gas Ermer Oil	13 Hall Farm Road	Atkinson	NH	03811	603-898-7986	3/29/2018	0	44	0.279
Inactive		HHW	Town Of Atkinson, Nh	Town Of Atkinson, Nh	21 Academy Avenue	Atkinson	NH	03811	603-362-4010				
Active		Wholesaler	Heritage Plumbing & Heating	Heritage Plumbing & Heating	28 COMMERCIAL STREET	AUBURN	NH	03032	800-977-7437				
Active		HHW	Town Of Bedford	Town Of Bedford	19 CHUBBUCK RD.	BEDFORD	NH	03110	603-422-4563				
Active		HHW	Town Of Bennington	Town Of Bennington	7 School St.	Bennington	NH	03301					
Active		HHW	Avvrrd	Avvrrd	100 West Milan Road	Berlin	NH	03570					
Active		HHW	Bow Recycling Center	Bow Recycling Center	74 River Rd	Bow	NH	03302	603-228-6900				
Active		HHW	Town Of Brookline	Town Of Brookline	1 Main Street	Brookline	NH	03033	603-673-4267				
Active		HHW	Candia Recycling Center	Candia Recycling Center	29 Deer Run Road	Candia	NH	03034					
Active		HHW	Canterbury Transfer Station	Canterbury Transfer Station	10 Hackleboro Road	Canterbury	NH	03224					
Active		HHW	Carroll Transfer Station	Carroll Transfer Station	240 New Straw Rd.	Carroll	NH	03598					
Inactive		HHW	Unity Recycling Center	Unity Recycling Center		CHARLESTOWN	NH	03603					
Active		HHW	Chesterfield Transfer Station	Chesterfield Transfer Station	5 Brattleboro Rd	Chesterfield	NH	03466					
Active		HHW	Claremont Transfer Station	Claremont Transfer Station	875 Washington Street	Claremont	NH	03743					
Active		HVAC Contractor	Johnson Oil Company	Johnson Oil Company	235 MAIN STREET	CLAREMONT	NH	03743	603-543-3243				
Active		HHW	Recycling Services, Inc.	Recycling Services, Inc.	38 Industrial Blvd.	Claremont	NH	03301					
Inactive		Wholesaler	Rockingham Electrical Company	Rockingham Electrical Supply	221 WASHINGTON ST	CLAREMONT	NH	03743					
Active		Retailer	Runnings	Runnings	403 Washington St	Claremont	NH	03743	603-542-1574				
Active		HHW	Colebrook Transfer Facility	Town Of Colebrook	17 Bridge St.	Colebrook	NH	03576	(603) 237-8019				
Active		HHW	Colebrook Transfer Facility	Town Of Colebrook	17 Bridge St.	Colebrook	NH	03576	(603) 237-8019				
Active	M16480	Wholesaler	Blodgett Supply	Blodgett Supply	254 SHEEP DAVIS RD.	CONCORD	NH	03301	603-223-9841	6/5/2018	0	33	0.2046
Active	M13491	HHW	Concord Transfer Station - Best Way	Concord Transfer Station - Best Way	77 Old Turnpike Rd	Concord	NH	03302	603-230-3912	7/3/2018	0	16	0.1054
Active		Wholesaler	F.W. Webb	Fw Webb	46 Henniker Street	Concord	NH	03301	603-223-6580				
Active	M19721	Wholesaler	F.W. Webb	Fw Webb	46 Henniker Street	Concord	NH	03301	603-223-6580	1/25/2018	0	54	0.4588
Inactive		HHW	New Hampshire Dept Of Environmental Services	New Hampshire Dept Of Environmental Services	29 Hazen Drive	Concord	NH	03301					
Inactive		HHW	New Hampshire Dept Of Environmental Services	New Hampshire Dept Of Environmental Services	29 Hazen Drive	Concord	NH	03301					
Inactive		HHW	New Hampshire Dept Of Environmental Services	New Hampshire Dept Of Environmental Services	29 Hazen Drive	Concord	NH	03301					
Inactive		HHW	New Hampshire Dept Of Environmental Services	New Hampshire Dept Of Environmental Services	29 Hazen Drive	Concord	NH	03301					
Inactive		HHW	New Hampshire Dept Of Environmental Services	New Hampshire Dept Of Environmental Services	29 Hazen Drive	Concord	NH	03301					
Inactive		Other	New Hampshire Homeowner Bin	New Hampshire Homeowner Bin	29 Hazen Drive	Concord	NH	03301					
Inactive		HHW	Nh Department Of Environmental Services	Nh Department Of Environmental Services	29 HAZEN DRIVE	CONCORD	NH	03301	(603) 271-1749				
Inactive		HHW	Nh Department Of Environmental Services	Nh Department Of Environmental Services	29 HAZEN DRIVE	CONCORD	NH	03301	(603) 271-1749				
Inactive		HHW	Nh Department Of Environmental Services	Nh Department Of Environmental Services	29 HAZEN DRIVE	CONCORD	NH	03301	(603) 271-1749				
Active		Wholesaler	Northeast Electric Dist.	Northeast Electric Dist.	22 BRIDGE ST, UNIT # 8	CONCORD	NH	03301	224-2323				
Active		Wholesaler	Rexel	Rexel	134 HALL STREET, UNIT F & G	CONCORD	NH	03301	603-224-8316				
Active		Wholesaler	The Granite Group	The Granite Group	6 STORRS STREET	CONCORD	NH	03301	603-545-3377				
Active		Wholesaler	The Granite Group	The Granite Group	6 STORRS STREET	CONCORD	NH	03301	603-545-3377				
Active		Wholesaler	The Granite Group	The Granite Group	6 STORRS STREET	CONCORD	NH	03301	603-545-3377				
Active		Wholesaler	The Granite Group	The Granite Group	6 STORRS STREET	CONCORD	NH	03301	603-545-3377				
Active		Wholesaler	The Granite Group	The Granite Group	6 STORRS STREET	CONCORD	NH	03301	603-545-3377				
Active		Wholesaler	The Granite Group	The Granite Group	6 STORRS STREET	CONCORD	NH	03301	603-545-3377				
Active	M13793	Wholesaler	The Granite Group	The Granite Group	6 STORRS STREET	CONCORD	NH	03301	603-545-3377	3/30/2018	0	13	0.0806
Active		HHW	Cornish Transfer Station	Cornish Transfer Station	81 Root Hill Rd.	Cornish	NH	03745					
Active		HHW	Sandwich Transfer Station	Sandwich Transfer Station	63 Mt. Israel Rd	Ctr. Sandwich	NH	03227					

**New Hampshire**  
**2018 Collection Location Summary Report**

Active	M19523	HHW	Sandwich Transfer Station	Sandwich Transfer Station	63 Mt. Israel Rd	Ctr. Sandwich	NH	03227		4/18/2018	0	7	0.0434
Active		HHW	Dalton Transfer Station	Dalton Transfer Station	756 Dalton Road	Dalton	NH	03598	603-271-0878				
Inactive		Wholesaler	Community Electric Service - Closed	Community Electric Service - Closed	129 ROCKINGHAM ROAD	DERRY	NH	03038	603-432-2293				
Active		HHW	Derry Transfer Station	Derry Transfer Station	14 Manning St.	Derry	NH	03038					
Active		HHW	Dover Transfer Station	Dover Transfer Station	271 Must Rd	Dover	NH	03820					
Inactive		Wholesaler	F.W. Webb	F.W. Webb Company	10 SUMNER DRIVE	DOVER	NH	03820	603 749-3100				
Active	M14639	Wholesaler	F.W. Webb	F.W. Webb	218 KNOX MARSH ROAD	Dover	NH	03820	(603) 749-3100	5/15/2018	0	96	0.62
Active	M11927	Wholesaler	Northeast Electric	Northeast Electric	36 LITTLEWORTH ROAD	DOVER	NH	03820	603-740-3800	6/5/2018	0	10	0.062
Active		Wholesaler	Sid Harvey	Sid Harvey Industries, Inc #056	16 INDUSTRIAL PARK ROAD	DOVER	NH	03820	781-589-1049				
Active		HHW	Town Of Durham	Durham Transfer Station	100 Stone Quarry	Durham	NH	03824	(603) 868-1001				
Active		HHW	Town Of Enfield	Town Of Enfield	23 MAIN STREET	Enfield	NH	03748	603-532-5208				
Active		HHW	Errol Recycling Center	Errol Recycling Center	33 Main St	Errol	NH	03302	603-482-3421				
Active	M13215	Retailer	Arjay's Ace Hardware	Arjay's Ace Hardware	55 LINCOLN STREET	EXETER	NH	03833	603-772-6054	6/5/2018	0	11	0.0682
Active		HHW	Exeter	Exeter	13 Newfields Rd	Exeter	NH	03302	M-F8-4				
Active	M14512	Wholesaler	F.W. Webb	F.W. Webb Co.	18 CONTINENTAL DRIVE	EXETER	NH	03833	603-772-3441	5/21/2018	0	29	0.1798
Active		Wholesaler	The Granite Group	The Granite Group	152 EPPING RD	Exeter	NH	03833	603-545-3377				
Active		Wholesaler	The Granite Group	The Granite Group	152 EPPING RD	Exeter	NH	03833	603-545-3377				
Active		HHW	Town Of Francestown	Town Of Francestown	PO Box 5	Francestown	NH	03043	603-547-3469				
Active		HHW	Tri-Town Transfer Station	Tri-Town Transfer Station	664 Easton Road	Franconia	NH	03580					
Active		HHW	Tri-Town Transfer Station	Tri-Town Transfer Station	664 Easton Road	Franconia	NH	03580					
Active		HHW	Franklin Transfer Station	Franklin Transfer Station	43 West Bow St	Franklin	NH	03235					
Active	M20329	Wholesaler	F.W. Webb	F. W. Webb Co.	302 Hounsell Ave.	Gilford	NH	03249	(603) 524-9322	11/9/2018	0	101	0.7564
Active	M20328	Wholesaler	F.W. Webb	F. W. Webb Co.	302 Hounsell Ave.	Gilford	NH	03249	(603) 524-9322	11/9/2018	0	115	0.744
Active		Wholesaler	The Granite Group	The Granite Group	13 WATERFORD PLACE	Gilford	NH	03246	603-545-3377				
Active		HHW	Town Of Gilford	Town Of Gilford	150 Gilford Rd	Gilford	NH	03249	603-293-0220				
Active		HHW	Gilmanton Transfer Station	Gilmanton Transfer Station	284 Province Rd	Gilmanton	NH	03237					
Active		HHW	Town Of Gilmanton	Town Of Gilmanton	284 PROVINCE RD (P.O. BOX 550)	GILMANTON	NH	03237	603-267-6070				
Active		HHW	Town Of Gilmanton	Town Of Gilmanton	284 PROVINCE RD (P.O. BOX 550)	GILMANTON	NH	03237	603-267-6070				
Active		HHW	Town Of Gilsum	Town Of Gilsum	Off Dump Rd/Surry Rd	Gilsum	NH	03448	603-357-0280				
Active		HHW	Goshen Transfer Station	Goshen Transfer Station	54 Mill Village Road N.	Goshen	NH	03752	603-271-0878				
Active		HHW	Town Of Grafton	Town Of Grafton	7 Library St.	Grafton	NH	03301					
Active		HHW	Crotched Mountain Rehab	Crotched Mountain Rehab	1 Verney	Greenfield	NH	03047	547-3311 X366				
Active	M12941	HHW	Town Of Hampstead	Town Of Hampstead	11 MAIN ST	HAMPSTEAD	NH	03841	603-887-3484	9/24/2018	0	8	0.0496
Active		HHW	Town Of Hampstead	Town Of Hampstead	11 Main St	Hampstead	NH	03841	603-329-5110				
Active		HHW	Hampton Transfer Station	Hampton Transfer Station	11 Hardardt's Way	Hampton	NH	03842	603-929-5930				
Inactive		HHW	Hampton Transfer Station	Hampton Transfer Station	9 Hardardt's Way	Hampton	NH	03842					
Active	M13079	HHW	Hampton Transfer Station	Hampton Transfer Station	11 Hardardt's Way	Hampton	NH	03842	603-929-5930	10/4/2018	0	70	0.5394
Active		HHW	Town Of Hancock	Town Of Hancock	44 BENNINGTON ROAD	Hancock	NH	03449					
Active		HHW	Town Of Hanover Public Works	Town Of Hanover Public Works	194 Lebanon St.	Hanover	NH	03755	603-643-3327				
Active		HHW	Henniker Transfer Station	Henniker Transfer Station	69 Weare Rd	Henniker	NH	03242					
Active		HHW	Town Of Hillsborough	Town Of Hillsborough	44 MUNICIPAL DR.	HILLSBOROUGH	NH	03244					
Active		HHW	Hinsdale Transfer Station	Hinsdale Transfer Station	214 Northfield Rd	Hinsdale	NH	03451					
Active		HHW	Town Of Holderness	Town Of Holderness	Transfer Station -- Ta Da Dump Road	HOLDERNESS	NH	03245	603-279-6336				
Active		HHW	Town Of Holderness	Town Of Holderness	Transfer Station -- Ta Da Dump Road	HOLDERNESS	NH	03245	603-279-6336				
Active	M13083	HHW	Hollis Transfer Station	Hollis Transfer Station	10 Muzzey Rd	Hollis	NH	03049		3/27/2018	0	32	0.2356
Active	M13713	HHW	Hooksett Transfer Station	Hooksett Transfer Station	210 West River Road	Hooksett	NH	03106		3/26/2018	0	61	0.3844
Active		Wholesaler	The Granite Group	The Granite Group	12 LONDONDERRY TURNPIKE	HOOKSETT	NH	03106	603-545-3377				
Active		Wholesaler	The Granite Group	The Granite Group	12 LONDONDERRY TURNPIKE	HOOKSETT	NH	03106	603-545-3377				
Active	M12944	HHW	Hopkinton/Webster Transfer Station	Hopkinton/Webster Transfer Station	330 MAIN ST	Hopkinton	NH	03229	603-746-3810	7/6/2018	0	14	0.093
Inactive		Wholesaler	Engel HVAC Supply - Closed	Engel Hvac Supply - Closed	17 FRIARS DRIVE	HUDSON	NH	03051	603-889-7791				
Active		Wholesaler	S.G. Torrice Co	S. G. Torrice Corp	24 FLAGSTONE DRIVE	HUDSON	NH	03051	(603) 886-5733				
Active	M15945	Wholesaler	S.G. Torrice Co	S. G. Torrice Corp	24 FLAGSTONE DRIVE	HUDSON	NH	03051	(603) 886-5733	7/16/2018	0	36	0.6634
Active	M13720	HHW	Bartlett/Jackson Transfer Station	Bartlett/Jackson Transfer Station	56 TOWN HALL RD	INTERVALE	NH	03845	603-271-0878	10/24/2018	0	22	0.1364
Active		Wholesaler	Smithfield Plumbing & Heating Supply	Smithfield Plumbing & Heating Supply	39 NH Route 16 and 302	Intervale	NH	03845	603-733-5400				
Inactive		HHW	Jaffrey Transfer Station & Recycling Center	Jaffrey Transfer Station & Recycling Center	23 Knight St.	Jaffrey	NH	03301					
Active		Wholesaler	F.W. Webb	F.W. Webb	420 Winchester Street	Keene	NH	03431	603-357-1877				

**New Hampshire**  
**2018 Collection Location Summary Report**

Active	Wholesaler	F.W. Webb	F.W. Webb	420 Winchester Street	Keene	NH	03431	603-357-1877				
Active	Wholesaler	Granite City Electric	Granite City Electric	16 Rose Ln	KEENE	NH	03431	605-355-4946				
Active	HHW	Keene Transfer Station	Keene Transfer Station	55 Old Summit Rd	Keene	NH	03431	603-352-5739				
Active	Wholesaler	The Granite Group	The Granite Group	21 VICTORIA CT.	KEENE	NH	03431	603-545-3377				
Inactive	Wholesaler	Ferguson	Redlon & Johnson - Closed	484 PROVINCE RD.	LACONIA	NH	03246	603-524-4422				
Inactive	Wholesaler	Ferguson	Redlon & Johnson - Closed	484 PROVINCE RD.	LACONIA	NH	03246	603-524-4422				
Active	Wholesaler	George A Stevens, Co	George A Stevens, Co	60 BAY ST UNIT 4	LACONIA	NH	03246	603-524-2688				
Active	Wholesaler	George A Stevens, Co	George A Stevens, Co	60 BAY ST UNIT 4	LACONIA	NH	03246	603-524-2688				
Active	Wholesaler	George A Stevens, Co	George A Stevens, Co	60 BAY ST UNIT 4	LACONIA	NH	03246	603-524-2688				
Active	Wholesaler	JJ Morin, Inc.	JJ Morin, Inc.	77 NEW SALEM STREET	LACONIA	NH	03246	603-542-4422				
Active	Wholesaler	JJ Morin, Inc.	JJ Morin, Inc.	77 NEW SALEM STREET	LACONIA	NH	03246	603-542-4422				
Active	Wholesaler	Laconia Electric Supply	Laconia Electric Supply	935 UNION AVE	LACONIA	NH	03246	603-524-0505				
Active	Wholesaler	Laconia Winair Co.	Laconia Winair Co.	76-B LEXINGTON DRIVE	LACONIA	NH	03246	603-528-9466				
Active	Wholesaler	Laconia Winair Co.	Laconia Winair Co.	76-B LEXINGTON DRIVE	LACONIA	NH	03246	603-528-9466				
Active	HHW	Lancaster Transfer Station	Lancaster Transfer Station	121 WATER STREET	LANCASTER	NH	03584	603-788-3200				
Active	Wholesaler	Central Supply Inc	Central Supply Inc	12 WATER STREET	LEBANON	NH	03766	603-448-5116				
Active	Wholesaler	F.W. Webb	F.W. Webb Co.	55 ETNA RD.	LEBANON	NH	03766	603-448-1980				
Active	Wholesaler	F.W. Webb	F.W. Webb Co.	55 ETNA RD.	LEBANON	NH	03766	603-448-1980				
Active	HHW	Lebanon Recycling Center	Lebanon Recycling Center	370 NORTH PLAINFIELD ROAD	LEBANON	NH	03766	603-298-6487				
Active	Wholesaler	Premier Supply Group	Lebanon Plumbing Supply	179 Mechanic Street	Lebanon	NH	03766	603-443-9768				
Active	Wholesaler	The Granite Group	The Granite Group	266 MECHANIC ST	Lebanon	NH	03766	603-545-3377				
Active	HHW	Town Of Piermont Transfer Station	Town Of Piermont Transfer Station	130 Route 10	Lebanon	NH	03766					
Active	M12922	HHW	Town Of Lee (Lee Transfer Station)	11 Recycling Center Road	Lee	NH	03861	603-659-2239	1/11/2018	0	8	0.0558
Active	HHW	Town Of Lee (Lee Transfer Station)	Town Of Lee (Lee Transfer Station)	11 Recycling Center Road	Lee	NH	03861	603-659-2239				
Active	HHW	Transfer Station	Transfer Station	118 Lovejoy Rd	Lempster	NH	03605	603-863-0254				
Active	HHW	Lincoln Transfer Station	Lincoln Transfer Station	63 Recycle Rd	Lincoln	NH	03251					
Active	HHW	Lisbon Nh Transfer Station	Lisbon Nh Transfer Station	35 Ecology Drive	Lisbon	NH	03585	603-838-5131				
Inactive	HHW	Lisbon Transfer Station	Lisbon Transfer Station	46 School St	Lisbon	NH	03585					
Active	HHW	Litchfield Transfer Station	Litchfield Transfer Station	1 Liberty Way	Litchfield	NH	03052					
Active	HHW	Litchfield Transfer Station	Litchfield Transfer Station	1 Liberty Way	Litchfield	NH	03052					
Active	M10890	Wholesaler	Appalachian Supply	970 Meadow St	LITTLETON	NH	03561	603-444-6336	6/19/2018	0	8	0.0496
Active	HHW	Littleton Transfer Station	Littleton Transfer Station	1213 Mt. Eustis	Littleton	NH	03561					
Active	M19579	HHW	Littleton Transfer Station	1213 Mt. Eustis	Littleton	NH	03561		3/19/2018	0	10	0.062
Inactive	HHW	Londonderry Transfer Station	Londonderry Transfer Station	Londonderry	Londonderry	NH	03302	603-425-7959				
Active	HHW	Loudon Transfer Station	Loudon Transfer Station	42 Dump Rd	Loudon	NH	03307					
Active	HHW	Lyme Recycling Center	Lyme Recycling Center	24 High Street	Lyme	NH	03301					
Active	Wholesaler	F.W. Webb	F.W. Webb Co.	1173 CONWAY RD.	MADISON	NH	03849	603-367-8852				
Active	Wholesaler	F.W. Webb	F.W. Webb Co.	1173 CONWAY RD.	MADISON	NH	03849	603-367-8852				
Active	Wholesaler	Api Of Nh	Api Of Nh	190 ZACHARY ROAD	MANCHESTER	NH	03109	603-668-7810				
Active	Wholesaler	Api Of Nh	Api Of Nh	190 ZACHARY ROAD	MANCHESTER	NH	03109	603-668-7810				
Active	M13278	Wholesaler	Bell Simons	1050 HOLT AVE, #3	MANCHESTER	NH	03109	603-627-7684	3/22/2018	0	15	0.1178
Active	M13278	Wholesaler	Bell Simons	1050 HOLT AVE, #3	MANCHESTER	NH	03109	603-627-7684	8/30/2018	0	24	0.3162
Active	Wholesaler	Ced-Consolidated Electrical Distributors	Ced-Consolidated Electrical Distributors	79 Carl DRIVE	MANCHESTER	NH	03103	603-669-6427				
Active	M13771	HHW	City Of Manchester	500 Dunbarton Rd	Manchester	NH	03101	(603) 624-6504	1/30/2018	0	17	0.1178
Active	Wholesaler	Denron Plumbing And Hvac	Denron Plumbing And Hvac	605 Front St.	Manchester	NH	03102	603-627-4186				
Active	Wholesaler	F.W. Webb	F.W. Webb Branch #54	25 UNION STREET	MANCHESTER	NH	03103	603-668-6488				
Active	Wholesaler	F.W. Webb	F. W. Webb Co.	34 Beech St.	Manchester	NH	03103	(603) 668-6488				
Active	Wholesaler	F.W. Webb	F. W. Webb Co.	34 Beech St.	Manchester	NH	03103	(603) 668-6488				
Active	Wholesaler	Ferguson	Redlon & Johnson	293 Abbey Road	Manchester	NH	03103	603-669-8100				
Active	Wholesaler	Ferguson	Redlon & Johnson	293 Abbey Road	Manchester	NH	03103	603-669-8100				
Active	Wholesaler	Graybar Electric	Graybar Electric	80 PEPSI DRIVE	MANCHESTER	NH	03109	603-624-4341				
Active	Wholesaler	Independent Electric Supply	Independent Electric Supply	177 GAY STREET	MANCHESTER	NH	03103	603-627-2220				
Active	Wholesaler	Ja Marino/Automatic Htg	Ja Marino/Automatic Htg	80 MAPLE STREET	MANCHESTER	NH	03103	603-669-7552				
Active	M11082	Wholesaler	Ja Marino/Automatic Htg	80 MAPLE STREET	MANCHESTER	NH	03103	603-669-7552	4/30/2018	0	101	0.7192
Active	HVAC Contractor	Manchester Housing And Redevelopment Authority	Manchester Housing And Redevelopment Authority	89 PINE ST.	MANCHESTER	NH	03103	603-624-2123				
Active	HVAC Contractor	Manchester Housing And Redevelopment Authority	Manchester Housing And Redevelopment Authority	89 PINE ST.	MANCHESTER	NH	03103	603-624-2123				
Active	Wholesaler	Rexel	Rexel	305 MASSABESIC STREET	MANCHESTER	NH	03103	603-669-2700				
Active	M14233	Wholesaler	Sid Harvey	999 CANDIA RD.	MANCHESTER	NH	03109	603-669-3060	6/13/2018	0	108	0.682
Active	HVAC Contractor	Solarcity	Solarcity	468 Pepsi Rd	Manchester	NH	03109	774-463-6233				
Active	Wholesaler	The Granite Group	The Granite Group	37 AMOSKEAG ST	Manchester	NH	03102	603-545-3377				
Active	M19062	Wholesaler	The Portland Group	255 Perimeter Road	Manchester	NH	03103	603-647-6177	3/28/2018	0	5	0.0496

**New Hampshire**  
**2018 Collection Location Summary Report**

Inactive		Wholesaler	Total Air Supply	Total Air Supply		MANCHESTER	NH	03060					
Active		Wholesaler	Trane	Trane Supply	1050 Holt Avenue	Manchester	NH	03109	603-421-2780				
Active		Wholesaler	United Refrigeration	United Refrigeration #41	60 Buckley Circle	Manchester	NH	03109	603-669-2896				
Active		Wholesaler	Watco	Carrier Enterprise	520 East Industrial Park Drive	Manchester	NH	03109	603-623-0896				
Active		HVAC Contractor	Keating Plumbing And Heating	Keating Plumbing And Heating	PO Box 426	Marlborough	NH	03455	603-876-4447				
Active		HHW	Marlow Transfer Station	Marlow Transfer Station	167 NH RT 123	Marlow	NH	03456					
Active		HHW	Marlow Transfer Station	Marlow Transfer Station	167 NH RT 123	Marlow	NH	03456					
Active		HHW	Meredith Transfer Station	Meredith Transfer Station	11 & 17 Jenness Road	Meredith	NH	03253	603-271-0878				
Active		HHW	Merrimack Transfer Station	Merrimack Transfer Station	1 Fearon Rd	Merrimack	NH	03054	603-424-2604				
Active	M19850	HHW	Merrimack Transfer Station	Merrimack Transfer Station	1 Fearon Rd	Merrimack	NH	03054	603-424-2604	1/30/2018	0	38	0.3038
Active	M14340	Wholesaler	Electrical Supply Of Milford, Inc	Electrical Supply Of Milford, Inc	318 SOUTH STREET	MILFORD	NH	03055	603-672-1200	6/4/2018	0	7	0.0434
Active		Wholesaler	The Granite Group	The Granite Group	183 Elm Street	Milford	NH	03055	(603) 732-0590				
Active		HHW	Milton Recycling Center	Milton Recycling Center	803 White Mountain Highway	Milton	NH	03302					
Active	M13202	HHW	Moultonborough Transfer Station	Moultonborough Transfer Station	6 Holland Street	Moultonborough	NH	03254	603-476-8800	3/22/2018	0	32	0.1984
Active	M14524	Wholesaler	F.W. Webb	F.W. Webb Co.	7 REDMOND STREET	NASHUA	NH	03062	603-883-3355	12/6/2018	0	102	0.8928
Active		Wholesaler	F.W. Webb	F.W. Webb Co.	7 REDMOND ST	NASHUA	NH	03062	603-524-9322				
Active		Wholesaler	Ferguson	Redlon & Johnson (Ferguson)	118 NORTHEASTERN BLVD.	NASHUA	NH	03062	603-589-7580				
Active		Wholesaler	Granite City Electric	Granite City Electric	9 STATE STREET	NASHUA	NH	03063	603-880-1350				
Active		Wholesaler	Heating Specialties Of Nh	Heating Specialties Of Nh	25 POND STREET	NASHUA	NH	03060	603-882-2726				
Active		Wholesaler	Heating Specialties Of Nh	Heating Specialties Of Nh	25 POND STREET	NASHUA	NH	03060	603-882-2726				
Active		Wholesaler	Heating Specialties Of Nh	Heating Specialties Of Nh	25 POND STREET	NASHUA	NH	03060	603-882-2726				
Active		Wholesaler	Kw Management, Inc.	Kw Management, Inc.	55 LAKE STREET	NASHUA	NH	03060					
Active		Wholesaler	Kw Management, Inc.	Kw Management, Inc.	55 LAKE STREET	NASHUA	NH	03060					
Active	M13087	HHW	Nashua Solid Waste	Nashua Solid Waste	840 WEST HOLLIS ST.	NASHUA	NH	03062	603-589-3413	4/9/2018	0	37	0.248
Active	M14200	Wholesaler	Ralph Pill Electric	Ralph Pill Electric	76 LAKE STREET	NASHUA	NH	03060	603-889-5125	6/13/2018	0	7	0.0434
Active		Wholesaler	Rexel - CIs	Rexel - CIs	3 PROGRESS AVE.	NASHUA	NH	03062	603-889-1200				
Active		HVAC Contractor	Stallion Builders	Stallion Builders	99 Northeastern BLVD	NASHUA	NH	03062	603-521-5902				
Active		Wholesaler	The Granite Group	The Granite Group	29 - 31 AMORY ST	Nashua	NH	03060	603-545-3377				
Active		Wholesaler	Total Air Supply	Total Air Supply	171 EAST HOLLIS ST.	NASHUA	NH	03060	603-889-0100				
Active		Wholesaler	Total Air Supply	Total Air Supply	171 EAST HOLLIS ST.	NASHUA	NH	03060	603-889-0100				
Active		Wholesaler	Viking Controls	Viking Controls	2 TOWNSEND WEST, UNIT 2	NASHUA	NH	03063	800-248-4830				
Active		Wholesaler	Viking Controls	Viking Controls	2 TOWNSEND WEST, UNIT 2	NASHUA	NH	03063	800-248-4830				
Active		Wholesaler	Viking Controls	Viking Controls	2 TOWNSEND WEST, UNIT 2	NASHUA	NH	03063	800-248-4830				
Active		HHW	Town Of New Boston	Town Of New Boston	7 MEETING HOUSE HILL ROAD	NEW BOSTON	NH	03070	603-487-5000				
Active		HHW	New Durham Transfer Station	New Durham Transfer Station	56 Old Rt 11	New Durham	NH	03855					
Active		HHW	Town Of Durham Transfer Station	Town Of Durham Transfer Station	56 Tash Road	New Durham	NH	03855	603-859-8000				
Active	M16005	Wholesaler	Smithfield Plumbing & Heating Supply	Smithfield Plumbing & Heating Supply	332 NH Route 104	New Hampton	NH	03256	603-744-1011	6/8/2018	0	0	0
Active	M16005	Wholesaler	Smithfield Plumbing & Heating Supply	Smithfield Plumbing & Heating Supply	332 NH Route 104	New Hampton	NH	03256	603-744-1011	2/22/2018	0	1	0.0062
Active		Wholesaler	Smithfield Plumbing & Heating Supply	Smithfield Plumbing & Heating Supply	332 NH Route 104	New Hampton	NH	03256	603-744-1011				
Active		HHW	New Ipswich Transfer Station	New Ipswich Transfer Station	661 Turnpike Road	New Ipswich	NH	03071	603-878-2772				
Active		Retailer	Clarke's Hardware	Clarke's Hardware	251 NEWPORT ROAD	NEW LONDON	NH	03257	603-526-2800				
Active		HHW	Town Of New London - Public Works Dept.	Town Of New London - Public Works Dept.	375 Main Street	New London	NH	03257	(603) 526-6337				
Active		HHW	Town Of New London - Public Works Dept.	Town Of New London - Public Works Dept.	375 Main Street	New London	NH	03257	(603) 526-6337				
Active		HHW	Town Of New London - Public Works Dept.	Town Of New London - Public Works Dept.	375 Main Street	New London	NH	03257	(603) 526-6337				
Active		HHW	Newbury Transfer Station	Newbury Transfer Station	201 Old Post Road	Newbury	NH	03255	603-271-0878				
Active		Wholesaler	Electrical Wholesalers	Electrical Wholesalers	40 OLD DOVER ROAD	NEWINGTON	NH	03801	603-559-5700				
Active	M11873	Wholesaler	Rockingham Electric Company	Rockingham Electric Company	437 SHATTUCK WAY	NEWINGTON	NH	03801	603-436-7731	2/20/2018	0	67	0.5518
Active		Wholesaler	Rockingham Electric Company	Rockingham Electric Company	437 SHATTUCK WAY	NEWINGTON	NH	03801	603-436-7731				
Active		Wholesaler	Rockingham Electric Company	Rockingham Electric Company	437 SHATTUCK WAY	NEWINGTON	NH	03801	603-436-7731				
Active		Wholesaler	Rockingham Electric Company	Rockingham Electric Company	437 SHATTUCK WAY	NEWINGTON	NH	03801	603-436-7731				
Active		Wholesaler	Rockingham Electric Company	Rockingham Electric Company	437 SHATTUCK WAY	NEWINGTON	NH	03801	603-436-7731				
Active		HHW	Newmarket Public Works	Newmarket Public Works	4 Young Lane	Newmarket	NH	03857	659-3093 X1801				
Active		HHW	Town Of Northfield	Town Of Northfield	147 park St	Northfield	NH	03276	603-286-4490				
Active		HHW	Northwood Transfer Station	Northwood Transfer Station	818 First NH Turnpike	Northwood	NH	03261	603-942-9105				
Active	M13100	HHW	Nottingham Transfer Station	Nottingham Transfer Station	139 Stage Rd	Nottingham	NH	03290	603-679-5022	1/15/2018	0	5	0.031
Active	M13100	HHW	Nottingham Transfer Station	Nottingham Transfer Station	139 Stage Rd	Nottingham	NH	03290	603-679-5022	11/6/2018	0	10	0.062
Active		HHW	Nottingham Transfer Station	Nottingham Transfer Station	139 Stage Rd	Nottingham	NH	03290	603-679-5022				



**New Hampshire**  
**2018 Collection Location Summary Report**

Active		HHW	Ossipee Transfer Station	Ossipee Transfer Station	41 Chickville Road	Ossipee	NH	03814	603-539-4121				
Active		HHW	Pelham Transfer Station	Pelham Transfer Station	6 Village Green	Pelham	NH	03076					
Active		HHW	Pembroke Transfer Station	Pembroke Transfer Station	8 Exchange St.	Pembroke	NH	03302	603-485-4422				
Active		HHW	Peterborough Recycling Center	Peterborough Recycling Center	1 Scott Mitchell Rd.	PETERBOROUGH	NH	03458	603-924-8095				
Active		HHW	Peterborough Recycling Center	Peterborough Recycling Center	1 Scott Mitchell Rd.	PETERBOROUGH	NH	03458	603-924-8095				
Active		HHW	Town Of Pittsburg	Town Of Pittsburg	1526 Main St	Pittsburg	NH	03592	603-538-6358				
Active	M13027	HHW	Bcep Solid Waste	Bcep Solid Waste	115 Laconia Rd-Box 426	Pittsfield	NH	03263		4/9/2018	0	32	0.2728
Active		Wholesaler	Api Of Nh	Api Of Nh	50 CAMPUS DRIVE	PORTSMOUTH	NH	03801	603-430-7820				
Active	M11076	HHW	Dowling Corporation	Dowling Corporation	112 Heritage Avenue	Portsmouth	NH	03801	603-433-1311	4/23/2018	0	98	0.6076
Active		Wholesaler	Ferguson	Redlon & Johnson	126 Bridge Street	Portsmouth	NH	03801	603-436-3550				
Inactive		HHW	Historicalplaceholder	City Of Portsmouth, Dpw		PORTSMOUTH	NH	03894					
			Nh Department Of Environmental	Nh Department Of Environmental									
Inactive		HHW	Services	Services		PORTSMOUTH	NH	03801					
Active		HHW	Portsmouth Transfer Station	Portsmouth Transfer Station	680 Pevorty Hill Rd	Portsmouth	NH	03801	603 766-1454				
Active		Wholesaler	Rexel	Rexel	650 MAPLEWOOD AVENUE	PORTSMOUTH	NH	03801	603-431-4100				
Active		Wholesaler	S.G. Torrice Co	S. G. Torrice Corp	115 HERITAGE AVE	PORTSMOUTH	NH	03801	603-373-6951				
Active		Wholesaler	S.G. Torrice Co	S. G. Torrice Corp	115 HERITAGE AVE	PORTSMOUTH	NH	03801	603-373-6951				
Active		Wholesaler	Standard Plumbing & Heating	Standard Plumbing & Heating	100 West Rd	PORTSMOUTH	NH	03801	603-436-1400				
Active		Wholesaler	Standard Plumbing & Heating	Standard Plumbing & Heating	100 West Rd	PORTSMOUTH	NH	03801	603-436-1400				
Inactive		Wholesaler	The Granite Group	The Granite Group	100 COAKLEY RD	Portsmouth	NH	03801	603-545-3377				
Active		Wholesaler	The Granite Group	The Granite Group	100 Coakley Road	Portsmouth	NH	03801					
Active		HHW	Best Way - Raymond Transfer Station	Best Way - Raymond Transfer Station	Prescott Rd	Raymond	NH	03077					
Active		HHW	Rindge Transfer Station	Rindge Transfer Station	113 Main Street	Rindge	NH	03461	603-899-2105				
Inactive		HHW	Horne Construction-Closed	Horne Construction-Closed	88 Airport Drive Ste. 200	Rochester	NH	03867					
Active		Wholesaler	The Granite Group	The Granite Group	248 GONIC ROAD	Rochester	NH	03839	603-545-3377				
Active		Wholesaler	Wit-Way Supply	Wit-Way Supply	54 ALLEN STREET	ROCHESTER	NH	03867	603-332-5506				
Active		Wholesaler	Wit-Way Supply	Wit-Way Supply	54 ALLEN STREET	ROCHESTER	NH	03867	603-332-5506				
Active		Wholesaler	Wit-Way Supply	Wit-Way Supply	54 ALLEN STREET	ROCHESTER	NH	03867	603-332-5506				
Active		Wholesaler	Wit-Way Supply Inc	Wit-Way Supply Inc	54 ALLEN STREET	ROCHESTER	NH	03867	603-332-5506				
Active		HHW	Rumney Transfer Station	Rumney Transfer Station	1363 Buffalo Rd	Rumney	NH	03266					
Active		HHW	Rye Recycling Center	Rye Recycling Center	305 Grove Rd	Rye	NH	03870	603-964-5300				
Active		Wholesaler	Northeast Electrical	Northeast Electrical	71 LOWELL ROAD	SALEM	NH	03079	603-893-3004				
Active		Wholesaler	Northeast Electrical Distributors	Northeast Electrical Distributors	254 NO. BROADWAY	SALEM	NH	03079	603-898-8455				
Active		Wholesaler	Rexel	Rexel	13 GARABEDIAN DRIVE	SALEM	NH	03079	603-894-9711				
Active	M16622	Wholesaler	United Refrigeration	United Refrigeration # 38	71 LOWELL RD, UNIT 2	SALEM	NH	03079	603-894-1112	6/14/2018	460	26	3.2736
Active		HHW	Salisbury Nh Transfer Station	Salisbury Nh Transfer Station	416 S ROAD	SALISBURY	NH	03268					
Active		HHW	Town Of Sanbornton	Town Of Sanbornton	184 Shaw Hill Rd	Sanbornton	NH	03269					
Active	M20190	HHW	Town Of Sanbornton	Town Of Sanbornton	184 Shaw Hill Rd	Sanbornton	NH	03269		9/4/2018	0	9	0.062
Active		HHW	Town Of Sanbornton	Town Of Sanbornton	184 Shaw Hill Rd	Sanbornton	NH	03269					
Active		HHW	Seabrook Transfer Station	Seabrook Transfer Station	43 Railroad Ave	Seabrook	NH	03874					
Active		HHW	Somersworth	Somersworth	18 Lilac Lane	Somersworth	NH	03302					
Active	P10161	HHW	Sutton Transfer Station	Sutton Transfer Station - Recycling Center	795 Route 114	South Sutton	NH	03273	603-927-4475	2/22/2018	0	4	0.0248
Active		HHW	Sutton Transfer Station	Sutton Transfer Station - Recycling Center	795 Route 114	South Sutton	NH	03273	603-927-4475				
Active		HHW	Strafford Recycle Center	Strafford Recycle Center	12 Mountain View Drive	Strafford	NH	03884	603-922-9063				
Active		Wholesaler	Ralph Pili Electric Supply	Ralph Pili Electric Supply	62 Portsmouth Ave	Stratham	NH	03885	778-9585				
Inactive		HHW	Sunapee Transfer Station	Sunapee Transfer Station	23 Edgemont Road	Sunapee	NH	03782	603-271-0878				
Active		HHW	Sunapee Transfer Station	Sunapee Transfer Station	89 Avery Rd.	Sunapee	NH	03782	(603) 381-0203				
Active		HHW	Town Of Tamworth	Town Of Tamworth	84 Main St.	Tamworth	NH	03886	(603) 323-8279				
Active		HHW	Town Of Tuftonboro	Town Of Tuftonboro	20 Sargent's Crossing	Tuftonboro	NH	03816	603-539-3264				
Active		HHW	Tuftonboro Transfer Station	Tuftonboro Transfer Station	Sargents Crossing	Tuftonboro	NH	03816	603-539-3264				
Active		Wholesaler	Smithfield Plumbing & Heating Supply	Smithfield Plumbing & Heating Supply	656 Route 3 South	Twin Mountain	NH	03595	603-846-5567				
Active		HHW	Coos County Transfer Station	Coos County Transfer Station	Rte 3 & Back Pond Rd	W. Stewartstown	NH	03302					
Active		HHW	Wakefield Transfer Station	Wakefield Transfer Station	330 Rines Rd	Wakefield	NH	03872					
Active		HHW	Walpole Transfer Station	Walpole Transfer Station	207 Whitecome Rd.	Walpole	NH	03608					
Active		HHW	Warner Transfer Station	Warner Transfer Station	193 Route 103	Warner	NH	03278					
Active		HHW	Washington Transfer Station	Washington Transfer Station	963 S. Main St.	Washington	NH	03280					
Active		HHW	Waterville Valley Transfer Station	Waterville Valley Transfer Station	PO Box 500	Waterville Valley	NH	03215					
Active		HHW	Weare Transfer Station	Weare Transfer Station	PO Box 190	Weare	NH	03281					
Active		HHW	Wentworth Transfer Station	Wentworth Transfer Station	7 ATWELL HILL RD	WENTWORTH	NH	03282	(603) 764-9955				

New Hampshire

2018 Collection Location Summary Report

Inactive	HHW	Lebanon Recycling Center	Lebanon Recycling Center		WEST LEBANON	NH	03784					
Inactive	HHW	Lebanon Recycling Center	Lebanon Recycling Center		WEST LEBANON	NH	03784					
Active	M13004	HHW	Whitefield Transfer Station	Whitefield Transfer Station	187 Hazen Road	Whitefield	NH	03598	1/16/2018	1	10	0.0682
Active		HHW	Town Of Winchester	Town Of Winchester	1 Richmond Rd	Winchester	NH	03470	603-239-4951			
Active		HHW	Windham Transfer Recycling Center	Windham Transfer Recycling Center	2 Ledge Road, Unit 1	Windham	NH	03087	603-965-1049			
Active		HHW	Town Of Wolfboro	Town Of Wolfboro	PO Box 629	Wolfboro	NH	03894	603-569-4439			
Active		HHW	Wolfeboro Transfer Station	Wolfeboro Transfer Station	400 Beech Pond Road	Wolfeboro	NH	03894	603-569-4439			
Active		Wholesaler	Central Supply Inc	Central Supply Inc	24 RAILROAD STREET	WOODSVILLE	NH	03785	603-747-2328			

**New Hampshire**  
**2018 Collection Location Bin Receipt**

Location Status	Bin Bar Code	Location Type	Account: TRC Account Name	Name	Street	City	State	Zip Code	Contact Phone	Return Date	Number of Loose Switches	Number of Mercury Thermostats	Total Mercury Volume (lbs.)
Active	M19192	HVAC Contractor	Palmer Gas Ermer Oil	Palmer Gas Ermer Oil	13 Hall Farm Road	Atkinson	NH	03811	603-898-7986	3/29/2018	0	44	0.279
Active	M16480	Wholesaler	Blodgett Supply	Blodgett Supply	254 SHEEP DAVIS RD.	CONCORD	NH	03301	603-223-9841	6/5/2018	0	33	0.2046
			Concord Transfer Station - Best Way	Concord Transfer Station - Best Way	77 Old Turnpike Rd	Concord	NH	03302	603-230-3912	7/3/2018	0	16	0.1054
Active	M13491	HHW			46 Henniker Street	Concord	NH	03301	603-223-6580	1/25/2018	0	54	0.4588
Active	M19721	Wholesaler	F.W. Webb	Fw Webb	6 STORRS STREET	CONCORD	NH	03301	603-545-3377	3/30/2018	0	13	0.0806
Active	M13793	Wholesaler	The Granite Group	The Granite Group	63 Mt. Israel Rd	Ctr. Sandwich	NH	03227		4/18/2018	0	7	0.0434
Active	M19523	HHW	Sandwich Transfer Station	Sandwich Transfer Station	F.W. Webb	Dover	NH	03820	(603) 749-3100	5/15/2018	0	96	0.62
Active	M14639	Wholesaler	F.W. Webb	F.W. Webb	218 KNOX MARSH ROAD	DOVER	NH	03820	603-740-3800	6/5/2018	0	10	0.062
Active	M11927	Wholesaler	Northeast Electric	Northeast Electric	36 LITTLEWORTH ROAD	DOVER	NH	03820	603-772-6054	6/5/2018	0	11	0.0682
Active	M13215	Retailer	Arjay's Ace Hardware	Arjay's Ace Hardware	18 CONTINENTAL DRIVE	EXETER	NH	03833	603-772-3441	5/21/2018	0	29	0.1798
Active	M14512	Wholesaler	F.W. Webb	F.W. Webb Co.	302 Hounsell Ave.	Gilford	NH	03249	(603) 524-9322	11/9/2018	0	101	0.7564
Active	M20329	Wholesaler	F.W. Webb	F. W. Webb Co.	302 Hounsell Ave.	Gilford	NH	03249	(603) 524-9322	11/9/2018	0	115	0.744
Active	M20328	Wholesaler	F.W. Webb	F. W. Webb Co.	11 MAIN ST	HAMPSTEAD	NH	03841	603-887-3484	9/24/2018	0	8	0.0496
Active	M12941	HHW	Town Of Hampstead	Town Of Hampstead	11 Hardards's Way	Hampton	NH	03842	603-929-5930	10/4/2018	0	70	0.5394
Active	M13079	HHW	Hampton Transfer Station	Hampton Transfer Station	10 Muzzey Rd	Hollis	NH	03049		3/27/2018	0	32	0.2356
Active	M13083	HHW	Hollis Transfer Station	Hollis Transfer Station	210 West River Road	Hooksett	NH	03106		3/26/2018	0	61	0.3844
Active	M13713	HHW	Hooksett Transfer Station	Hooksett Transfer Station									
			Hopkinton/Webster Transfer Station	Hopkinton/Webster Transfer Station	330 MAIN ST	Hopkinton	NH	03229	603-746-3810	7/6/2018	0	14	0.093
Active	M12944	HHW	Station	Station	24 FLAGSTONE DRIVE	HUDSON	NH	03051	(603) 886-5733	7/16/2018	0	36	0.6634
Active	M15945	Wholesaler	S.G. Torrice Co	S. G. Torrice Corp									
			Bartlett/Jackson Transfer Station	Bartlett/Jackson Transfer Station	56 TOWN HALL RD	INTERVALE	NH	03845	603-271-0878	10/24/2018	0	22	0.1364
Active	M13720	HHW	Town Of Lee (Lee Transfer Station)	Town Of Lee (Lee Transfer Station)	11 Recycling Center Road	Lee	NH	03861	603-659-2239	1/11/2018	0	8	0.0558
Active	M12922	HHW			970 Meadow St	LITTLETON	NH	03561	603-444-6336	6/19/2018	0	8	0.0496
Active	M10890	Wholesaler	Appalachian Supply	Appalachian Supply	1213 Mt. Eustis	Littleton	NH	03561		3/19/2018	0	10	0.062
Active	M19579	HHW	Littleton Transfer Station	Littleton Transfer Station	1050 HOLT AVE, #3	MANCHESTER	NH	03109	603-627-7684	3/22/2018	0	15	0.1178
Active	M13278	Wholesaler	Bell Simons	Bell Simons Company	1050 HOLT AVE, #3	MANCHESTER	NH	03109	603-627-7684	8/30/2018	0	24	0.3162
Active	M13278	Wholesaler	Bell Simons	Bell Simons Company	500 Dunbarton Rd	Manchester	NH	03101	(603) 624-6504	1/30/2018	0	17	0.1178
Active	M13771	HHW	City Of Manchester	City Of Manchester	80 MAPLE STREET	MANCHESTER	NH	03103	603-669-7552	4/30/2018	0	101	0.7192
Active	M11082	Wholesaler	Ja Marino/Automatic Htg	Ja Marino/Automatic Htg	999 CANDIA RD.	MANCHESTER	NH	03109	603-669-3060	6/13/2018	0	108	0.682
Active	M14233	Wholesaler	Sid Harvey	Sid Harvey Industries	255 Perimeter Road	Manchester	NH	03103	603-647-6177	3/28/2018	0	5	0.0496
Active	M19062	Wholesaler	The Portland Group	The Portland Group	1 Fearon Rd	Merrimack	NH	03054	603-424-2604	1/30/2018	0	38	0.3038
Active	M19850	HHW	Merrimack Transfer Station	Merrimack Transfer Station									
			Electrical Supply Of Milford, Inc	Electrical Supply Of Milford, Inc	318 SOUTH STREET	MILFORD	NH	03055	603-672-1200	6/4/2018	0	7	0.0434
Active	M14340	Wholesaler											
Active	M13202	HHW	Moultonborough Transfer Station	Moultonborough Transfer Station	6 Holland Street	Moultonborough	NH	03254	603-476-8800	3/22/2018	0	32	0.1984
Active	M14524	Wholesaler	F.W. Webb	F.W. Webb Co.	7 REDMOND STREET	NASHUA	NH	03062	603-883-3355	12/6/2018	0	102	0.8928
Active	M13087	HHW	Nashua Solid Waste	Nashua Solid Waste	840 WEST HOLLIS ST.	NASHUA	NH	03062	603-589-3413	4/9/2018	0	37	0.248
Active	M14200	Wholesaler	Ralph Pill Electric	Ralph Pill Electric	76 LAKE STREET	NASHUA	NH	03060	603-889-5125	6/13/2018	0	7	0.0434
			Smithfield Plumbing & Heating Supply	Smithfield Plumbing & Heating Supply	332 NH Route 104	New Hampton	NH	03256	603-744-1011	6/8/2018	0	0	0
Active	M16005	Wholesaler	Smithfield Plumbing & Heating Supply	Smithfield Plumbing & Heating Supply	332 NH Route 104	New Hampton	NH	03256	603-744-1011	2/22/2018	0	1	0.0062
Active	M16005	Wholesaler	Smithfield Plumbing & Heating Supply	Smithfield Plumbing & Heating Supply	437 SHATTUCK WAY	NEWINGTON	NH	03801	603-436-7731	2/20/2018	0	67	0.5518
Active	M11873	Wholesaler	Rockingham Electric Company	Rockingham Electric Company	139 Stage Rd	Nottingham	NH	03290	603-679-5022	1/15/2018	0	5	0.031
Active	M13100	HHW	Nottingham Transfer Station	Nottingham Transfer Station	139 Stage Rd	Nottingham	NH	03290	603-679-5022	11/6/2018	0	10	0.062
Active	M13100	HHW	Nottingham Transfer Station	Nottingham Transfer Station	115 Laconia Rd-Box 426	Pittsfield	NH	03263		4/9/2018	0	32	0.2728
Active	M13027	HHW	Bcep Solid Waste	Bcep Solid Waste	112 Heritage Avenue	Portsmouth	NH	03801	603-433-1311	4/23/2018	0	98	0.6076
Active	M11076	HHW	Dowling Corporation	Dowling Corporation	71 LOWELL RD, UNIT 2	SALEM	NH	03079	603-894-1112	6/14/2018	460	26	3.2736
Active	M16622	Wholesaler	United Refrigeration	United Refrigeration # 38									
Active	M20190	HHW	Town Of Sanbornton	Town Of Sanbornton	184 Shaw Hill Rd	Sanbornton	NH	03269		9/4/2018	0	9	0.062
			Sutton Transfer Station	Sutton Transfer Station - Recycling Center	795 Route 114	South Sutton	NH	03273	603-927-4475	2/22/2018	0	4	0.0248
Active	P10161	HHW	Whitefield Transfer Station	Whitefield Transfer Station	187 Hazen Road	Whitefield	NH	03598		1/16/2018	1	10	0.0682