

# CONNECTICUT ANNUAL REPORT 2018



**Thermostat Recycling®**  
CORPORATION

# TABLE OF CONTENTS

Thermostat Recycling Corporation Governance (at close of 2018)	3
Thermostat Recycling Corporation Board Members	3
Thermostat Recycling Corporation Dues Paying Members	3
Thermostat Recycling Corporation Employees	3
We Share the Good News – 2018 Was an Exceptional Year	4
CONNECTICUT	7
2018 Collections by Brand	7
2018 Accounting of the Program Expenses	9
2018 Education and Outreach	10
2019 Program Modifications	28
Contact Information	30
Appendices	31

# THERMOSTAT RECYCLING CORPORATION GOVERNANCE (AT CLOSE OF 2018)

## Thermostat Recycling Corporation Board Members

Dan O'Donnell (Chairman)  
*Honeywell Home*

John Sartain (Vice-Chairman)  
*Emerson Technologies (White Rodgers)*

Rob Munin (Treasurer)  
*Johnson Controls*

Loretta Damron (Secretary)  
*STLPC Corporation (representing the liability of Lux Products Corporation)*

## Thermostat Recycling Corporation Dues Paying Members

Bard Manufacturing	Burnham Holdings	Carrier Corporation
ecobee Inc.	Empire Comfort Systems	General Electric
ITT	Lennox International Inc.	Nest Labs
Nortek Global HVAC, LLC	Rheem Manufacturing	Johnson Controls Inc.
TPI Corporation	Trane Residential Systems	White-Rodgers (Emerson)
Valliant	W.W. Grainger	Chromalox
Climate Master, Inc.	Crane Company	Goodman Global
Honeywell Home	Hunter Fan Company	STLPC Corporation (representing the liability of Lux Products Corporation)
Marley-Wylain Company	McQuay International	Schneider Electric (Invensys)
Sears Holding Corporation	Taco Comfort Solutions	Uponor

## Thermostat Recycling Corporation Employees

Ryan Kiscaden  
*Executive Director*

Danielle Myers  
*Operations and Compliance Manager*

# WE SHARE THE GOOD NEWS – 2018 WAS AN EXCEPTIONAL YEAR

As I began writing the 2018 annual reports, it dawned on me how much activity the program accomplished in the last year. Even as legacy mercury thermostats became less prevalent, the program continued to work in new and interesting ways to keep collecting these units. Not surprisingly, the replacement of HVACR equipment continued to be the leading indicator to mercury thermostat replacement. But there has been a remarkable shift occurring with energy efficiency programs. We have been the direct beneficiary of smart thermostat's rapid user adoption and utility programs which encourage thermostat replacements. In some cases, thermostats are being replaced prior to the death of the HVACR system they control. This replacement activity couldn't have been predicted several years ago.

Looking ahead, I anticipate that the program will continue to fulfill Connecticut statutory requirements, agreements and other arrangements for regulatory and legislative compliance. But we will target mercury thermostat collections at utility energy efficiency programs while simultaneously maintaining the HVAC industry collections. We will do both hand-in-hand with the regulatory community.

## IT'S ALL ABOUT (NEW) MARKETING

The message around the importance of properly disposing mercury-containing devices is really an old message, and it's hard to keep redressing up the same thing. The awareness is always there, but we don't want to become noise by marketing too much, which is a challenge any recycler faces.

One of our enhancements was to create the "Ten Bin Club," which publicly identifies members every month who have sent us 10 bins since they joined TRC. In 2018, we had 68 companies who qualified for this unique accomplishment. In addition, we had 22 who returned their twentieth bin during our twentieth year. For the visually oriented, we created a wallpaper advertising theme that explains what we do, too. It's the kind of retro artwork that continues to highlight the T87 mercury-containing thermostat as one of the most iconic brands in the last century.

In the utility space, TRC issued a letter (in conjunction with the Air Conditioning and Cooling Contractors of America) to utility stakeholders on the importance of collecting mercury-containing thermostats while developing, deploying and incentivizing thermostat replacement programs. Our

letter demonstrated our intent and commitment and offered suggestions related to future incentive practices. We also made progress and will continue to strive toward a memorandum of understanding with the federal Environmental Protection Agency's *Smart Sectors*<sup>1</sup> program.

We also put a timestamp on an important day. October 24<sup>th</sup> was the day of TRC's founding twenty years prior. The day served as a mouthpiece of awareness. While recycling the devices is important, it's just as important that consumers and contractors don't treat thermostats like other household waste, such as batteries and paint. We are really excited to now have the national day, and it's really a pretty significant thing for our membership to celebrate into the future.

This past year, we incorporated Tableau software (an add-on to our Salesforce database) for immediate updates on our results. This technology helps in our marketing efforts and targeting using business intelligence tools such as GIS mapping. We established auto-emails to collection locations which provide timely contact and also added real-time data on the TRC website which we trained users through a video on our YouTube channel. We also gave special attention to search engine optimization. It's simple, if we drive up our position on search engines, with Google as the primary target, TRC is more likely among the first choices for people searching for recycling thermostats.

## **RELATIONSHIPS STILL MATTER**

We say it hundreds of times during the year because it's true: Relationships matter. No man, woman, or organization is an island to themselves. A building block of our success certainly has been our relationships with our financial supporters but also finding unanimity on industry issues. For example, we are working with the Product Stewardship Institute on their U.S. Dept. of Agriculture grant again and continued attending joint EPR Executive Director group meetings which share programmatic best practices.

We continued as active participants with trade associations and added new partnerships such as the Midwest Energy Efficiency Alliance, the Northeast Energy Efficiency Partnerships and recently the Air Conditioning Association of New England. Additionally, our seasoned government relations consultant, Tom Murray, gave a well-received presentation at the federal EPA's Energy Star products partner meeting.

---

<sup>1</sup> a partnership that provides a platform to collaborate with regulated sectors and develop sensible approaches that better protect the environment and public health

One thing I'm very proud of is that TRC contributed \$5,000 to the Fort Washington Business Alliance, where we are headquartered. TRC also sponsored the Polar Bear International's "Thermostat Setback Challenge." This event, held every Feb. 27, "*drew attention to the challenges polar bears face in a warming Arctic climate —and how we can help.*" We used both these vehicles to communicate our positioning as a consciousness nonprofit citizen to our neighbors, schools and businesses. These activities demonstrate our engagement with a range of organizations that have disparate individual goals. Yet all of us are united in a collective effort with the goal of ensuring that our environment is safe.

Please enjoy this year's annual report. If you should have any questions, please feel free to contact us.

A handwritten signature in black ink, appearing to read "Ryan L. Kiscaden". The signature is fluid and stylized, with a long horizontal stroke at the end.

Ryan L Kiscaden  
Executive Director, Thermostat Recycling Corporation

# CONNECTICUT

## 2018 Collections by Brand

In Connecticut, Thermostat Recycling Corporation (TRC) recovered the equivalent of 3,724 mercury thermostats from 3,203 whole mercury thermostats plus 575 mercury switches removed from thermostats. A total of 27.50 pounds of mercury was diverted from solid waste. \*Please note the explanation of the converted thermostats or thermostat equivalents below.<sup>2</sup> An example of the mercury ampoule is shown below.



As required by the Connecticut statute, a table of thermostat brand holder with the corresponding thermostats, count of switches and pounds of mercury recycled is below. It is important to note that there still remain non-members whose thermostats the TRC collection program recycles. They are listed in the table as “Non-Member Brands”. Also, there were a few changes that affected TRC’s membership.

1. Lear Siegler dissolved their business and is no longer a paying TRC member. Please see the Appendix regarding their dissolution notice.
2. Johnson Controls, Inc. closed on a transaction which acquired the assets of Lux Products Corporation. Lux’s remaining liabilities (including the mercury thermostat obligation) remained with a newly created company, STLPC Corporation.

---

<sup>2</sup> A mercury thermostat contains a variable amount of mercury ampoules or “switches” attached to the subbase of the thermostat. These glass ampoules often times are collected in the recycling container without the intact thermostat attached to them. TRC collects and counts these loose ampoules and recycles them. To derive the converted thermostat or thermostat equivalent, the program takes the following calculations to develop the converted thermostat or thermostat equivalent. First, TRC will count the total whole (intact) thermostats collected in the recycling bins. From these units, there is an intact ampoules count. TRC then takes the intact ampoules divided by the whole (intact) thermostats or otherwise known as the conversion ratio. After the conversion ratio is calculated, TRC will multiple the loose mercury switches by the conversion ratio. Lastly, we add this result to the whole (intact) thermostats to produce the converted thermostats or thermostat equivalents.

Brand Holder	Thermostats	Count Switches	Pounds Mercury
Bard Manufacturing Corporation	0	0	0
Burnham Holdings, Inc	2	2	0.0124
Carrier Corporation	11	21	0.1302
Chromalox	0	0	0
Climate Master, Inc.	0	0	0
Crane Company	0	0	0
Daikin Applied	0	0	0
ecobee	0	0	0
Emerson Electric Corporation/White Rodgers	229	240	1.488
Empire Comfort Systems	141	141	0.8742
General Electric Corporation	8	15	0.093
Goodman Global	0	0	0
Honeywell Home	2589	3124	19.3688
Hunter Fan Company	0	0	0
ITT Corporation	0	0	0
Lennox International Inc.	42	74	0.4588
Marley-Wylain Company	6	8	0.0496
Nest	0	0	0
Nortek Global HVAC	4	4	0.0248
Rheem Manufacturing Company	3	3	0.0186
Schneider Electric (Invensys Controls)	7	7	0.0434
Sears Holdings	0	0	0
STLPC (Representing the liability of Lux Products Corporation)	11	11	0.0682
Taco Comfort Solutions	75	86	0.5332
TPI Corporation	0	0	0
Trane Residential Systems	33	74	0.4588
Uponor, Inc.	0	0	0
Vaillant Corporation	0	0	0
W. W. Grainger	1	1	0.0062
York/Johnson Controls	35	39	0.2418
<b>Non-Member Brands–</b>			
ces	1	4	0.0248
EVCON	1	2	0.0124
HB SMITH	1	1	0.0062
Mini Vector	1	1	0.0062
SLANT FIN	1	1	0.0062
TETCO	1	2	0.0124
<b>NOM (Manufacturer not identifiable)</b>			
Loose Switches	0	575	3.565
<b>TOTAL</b>	<b>3,203</b>	<b>4,436</b>	<b>27.50</b>



## 2018 Accounting of the Program Expenses

Below is a summary of program expenses for the Connecticut collection program in 2018. 2018 program expenses (reported in the annual report) are unaudited and are for management purposes only. Prior to submittal of this annual report, the expenses were reviewed by Halt, Buzas & Powell, LTD. In 2018, the program spent nationally a grand total of \$3,306,769.

Program Component	2017	2018	Difference (\$'s)
Direct Expense for Marketing & Outreach	11,643	10,465	(1,178)
Incentive/Promotional Payments	271	-	(271)
Legal	24,129	28,629	4,500
New Collection Containers	-	-	0
Recycling Costs	19,618	14,661	(4,957)
Travel	-	-	0
TRC Staff and Administration	12,181	15,262	3,081
<b>Total (expenses)</b>	<b>67,841</b>	<b>69,016</b>	<b>1,175</b>

## 2018 Education and Outreach

### *Direct Marketing (Email, Mail, Other Communications)*

#### Current Collection Locations

##### *Small Pails Expanded*

In 2018, TRC shipped 320 small pails to collection points around the country. We also shipped 451 new green bins. In comparison, the program shipped 510 new green bins in 2017 and 191 small pails<sup>3</sup>. Collection locations either requested the new pail when they signed up to participate in the program or were switched out with the ‘nudge’<sup>4</sup> campaign. The large, green bins which have been the staple of the program, continued to be replenished to a collection location. Because the containers are reused and bar coded, we anticipate that the request for new containers will continue to decrease as the program operates into the future.

- Of the totals provided, TRC shipped 29 NEW small pails and 12 NEW large bins in Connecticut.

##### *Collection Location Outbound Phone Calls*

Our outbound phone calls have been branded internally as the “Miss You Call” process. These calls promote collection container returns and in 2018, these calls were handled more efficiently. TRC reallocated resources for miss you calls to collection sites that have not returned a container in over a year. These calls were outsourced to two companies; Regus Property Management and Intelligent Office. By outsourcing calling, TRC has amplified its call time to 25 hours a month and increased the number of bins returned. The accumulation of these changes has netted the program an increase of 563 calls over 2017. In total, the program called 2,962 current collection locations in 2018.

- Of the totals provided, TRC completed 198 calls to encourage shipping the recycling container compared to 103 a year prior in Connecticut. A copy of the locations called can be found in the Appendix.

---

<sup>3</sup> New bin orders coincide with accounts that open new stores, move or lose their existing containers.

<sup>4</sup> Originally, the ‘nudge’ campaign was intended to automatically send pails to locations that returned bins with 6 or less thermostats and asking the location to consider using the pail going forward and return their large, green bin. Partway through 2018, the campaign was modified to only send pails to locations that inquired about the new container because many pails were lost or returned in the original campaign.

### *Collection Location Postcards*

Following up the 'Miss You' call process, TRC sent well over 5,900 postcards and site verification forms throughout the year to collection locations that haven't shipped a bin in the past year.

- Of the totals provided, TRC mailed 382 reminder postcards and site verification forms in Connecticut. A year prior, TRC sent 260.

### *Collection Location Emails*

A trigger system was developed in which TRC emailed locations three weeks after receiving a postcard to encourage to directly ship the recycling container.

- TRC emailed 63 collection locations three weeks after receiving the reminder postcard. The postcard reminded them again to ship their container.

### *Collection Location Site Visits*


1,533 site visits were completed in the following states: California, Connecticut, Illinois, Maine, Minnesota, New York, Pennsylvania, Connecticut, and Vermont. The purpose of a site visit is to inform the location of their requirement for participation, what their specific state statute requires of them, scheduling a shipment of our recycling container, and to answer any questions they may have. Often times, valuable intel is gathered during the site visit which is used to enhance TRC's outreach and other tactics.

- Of the totals provided, TRC visited 51 collection locations compared to 77 in 2017. A copy of the sites (if any were completed) visited can be found in the Appendix.

## HVAC Industry

The HVAC industry is arguably still the best, most productive and most engaged channel for recycling mercury containing thermostats. We consider this industry to be HVACR manufacturers, wholesale distributors, and contractors which are intimately involved with the recovery of mercury thermostats. In 2018, TRC took the following actions:

- Continued the Big Man on Planet (BMOP) Competition but renamed the contest to "Banish Mercury Off the Planet".



- Pursued HVAC Educators with a direct mailing. TRC sent to 753 contacts a direct marketing letter encouraging educators to use provided materials to update their curriculum on mercury thermostats. We placed revisions to the apprenticeship and curriculum guides. Trade associations; PAHRA & ACCA worked our informational materials into presentations to the US Department of Labor. TRC's information was also added to the schools that are PAHRA accredited<sup>5</sup>.
  - Of the totals provided, TRC sent 4 contacts in Connecticut this mailing.
- TRC followed up its exhibition at the Service World Expo with a follow-up direct mailing to attendees offering to participate in the program. TRC sent to 230 contacts a direct marketing letter encouraging participants of the Service World Expo to sign up for and use the recycling program.
  - Of the totals provided, TRC sent 5 contacts in Connecticut this mailing.

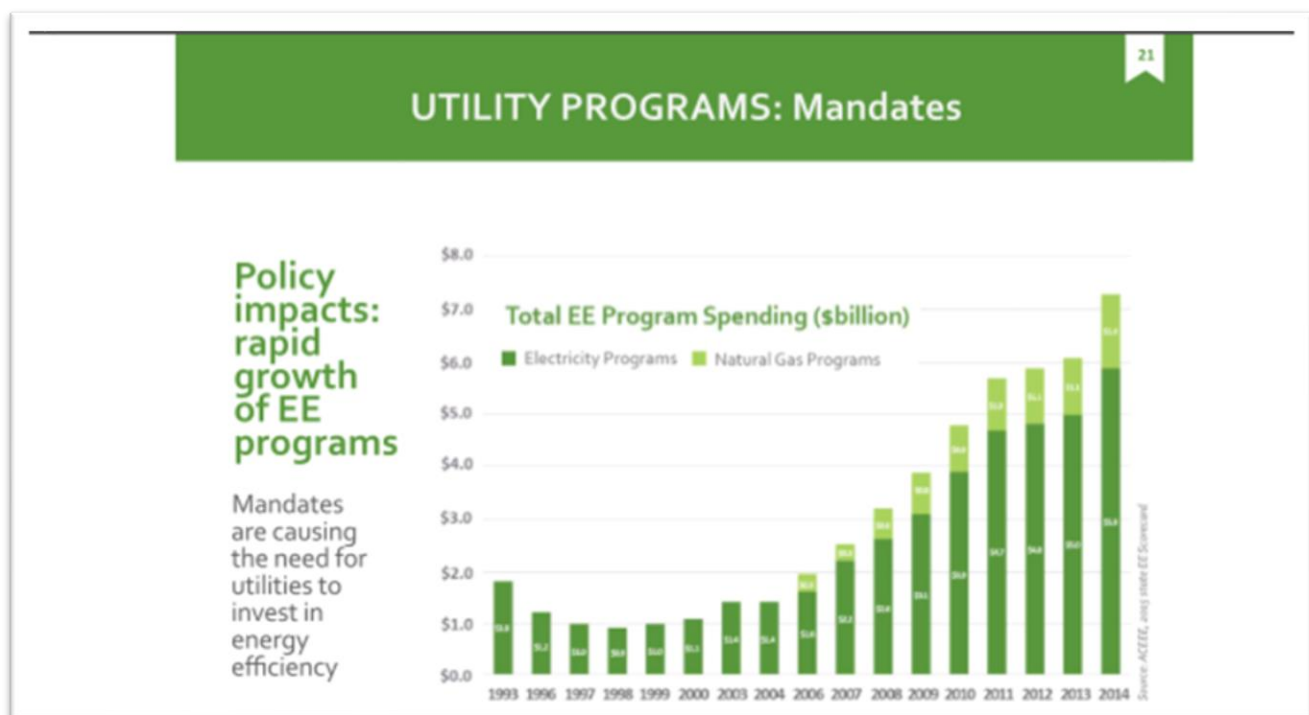
---

<sup>5</sup> The committee is made up of members of AHRI manufacturers, HARDI distributors, ACCA contractors, CARE educators-instructors, RSES, PHCC contractors, CARE educators and the Association of Career & Technical Educators (ACTE).

- Sent an email to all ACCA members reminding them of their responsibility inform technicians about recycling. ACCA does not provide a breakout of its members.

## Utility Industry

In 2018, TRC continued its refined approach engaging the utility sector, specifically targeted actions toward the utility companies themselves, the installer/implementer, and community action agencies. Each of these audiences have distinct messaging requirements and informational needs. Which researching the audience, TRC attended a utility-focused webinar which included data on the expansion of energy efficiency policies and the impacts to HVACR replacement programs. As demonstrated in the chart below (Source; DOE website), programs including energy efficiency have been expanding exponentially in recent years. It has been our experience that these programs include thermostat replacements through the use of prescriptive incentive rebates schemes or direct installation programs.



With these learnings in mind, TRC took the following actions:

1. Purchased research on energy efficiency projects geared towards thermostat replacements and rebates/incentives. The goal is to continually use the list, review program offerings and look for ways to increase awareness and direct participation in the recycling program.

2. Directly marketed to 15 community action agencies and NGO's in Connecticut.
3. Published a low-income focused article on Energy Central (invite-only blog site for utility industry participants) which has wide, national, and interactive distribution.
4. Developed marketing collateral for the paying TRC members to include in utility-based RFP's for thermostat replacement programs.



### Waste Related Sector and Household Hazardous Waste (HHW) Industry

Not unlike the utility industry, TRC spent time with the waste-related sector. These attempts were to gain new collection locations, form better relationships with the audience and raise overall awareness of the TRC program. Because of these learnings, TRC took the following actions:

- Scoured google alerts for new HHW facilities openings or events to target phone call or email outreach to encourage them to use program. There were 0 results in Connecticut.
- Sent Earth911.org a copy of our collection location list for cross-promotion on their website.

## Advertising and Awareness

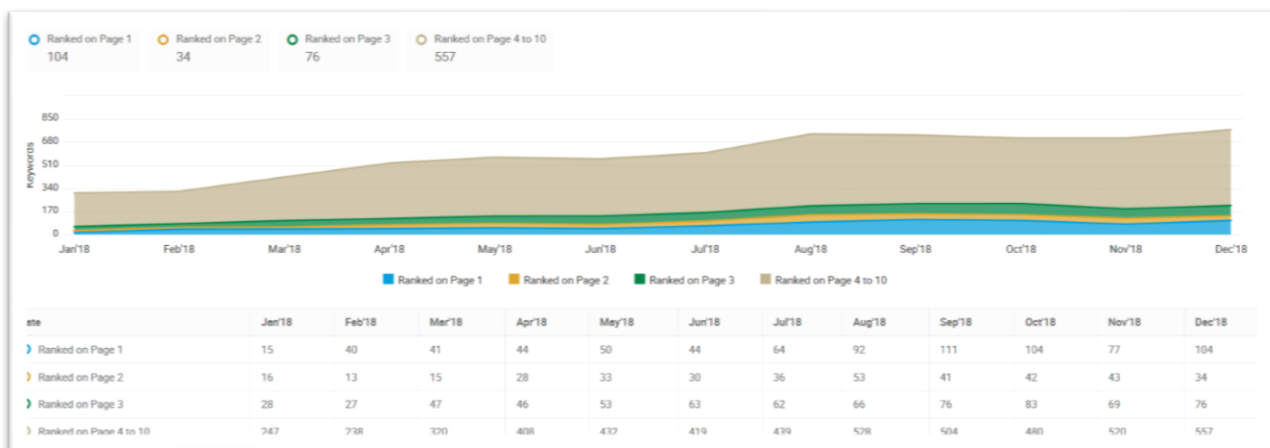
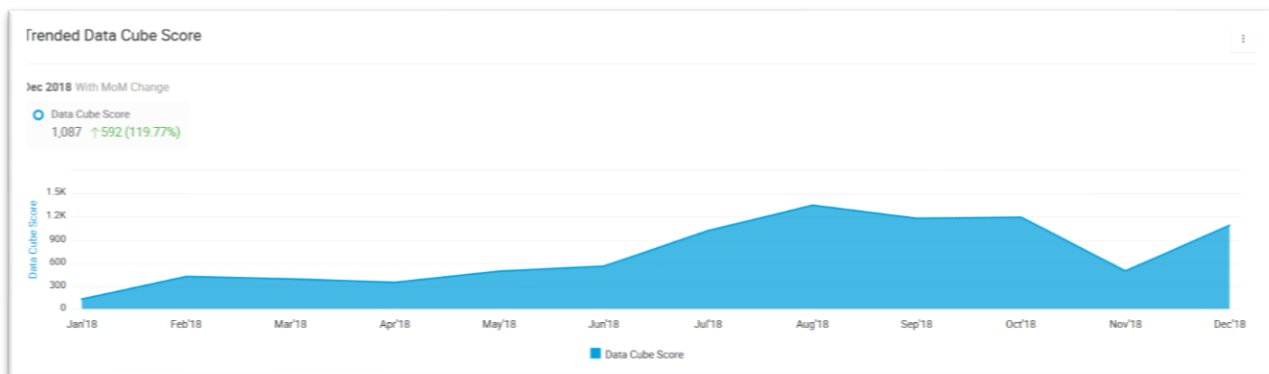
### SEO

Search Engine Optimization (SEO) is the process whereby a website is optimized through original content and on-site coding tactics so that it appears at the top of “organic searches.” An organic search is one that appears “naturally” in a search engine like Google or Bing. In other words, an organic listing is not ranked through paid search.

Organic traffic to a website is more relevant. Site visitors arriving at a website are typically more engaged with such sites as measured by time spent, pages visited, return visits, etc.

Gillespie Group was engaged to expand TRC’s organic search footprint. Two key measures were identified as a baseline for growth. They are: Data Cube (organic search volume multiplied by click through rate) and page-one organic terms. In January, TRC had a Data Cube score of 130 and only had 15 organic search terms ranked on page one of a Google search.

Through December of 2018, both the Data Cube and Page One Keywords have increased. The Data Cube is now at 1087 and the page-one keywords are at 104.



Two main tactics were deployed to improve TRC’s organic search position: Original Content and On-Site Optimization.

### Original Content

TRC has added approximately ten (10) units of content to the website per month. A “unit of content” is defined as a page, a blog post, video or other content.

This content has been linked out to TRC’s social platforms, providing another path for organic optimization.

### On Site Optimization

TRC has focused on optimizing the site’s code and structure. Currently the site is performing very well with minimal site errors and optimized meta and micro data (i.e. alt tags, title tags, meta descriptions, etc.).



### Search Engine Marketing

Search Engine Marketing (also SEM or pay per click—PPC) is the process of buying a paid position on the search engine results page. TRC refined its SEM approach this year with positive results.



## Custom scorecard TRC 2018 Review

Custom compared to previous year X

Add an optional description

Impressions

1.6M

↓ -2M (-55%)



Clicks

17K

↑ 291 (2%)



CTR

1.00%

↑ 0.56% (127%)



Conversions

2,722.00

↑ 233.00 (9%)



Cost / conv.

\$9.28

↑ \$2.14 (30%)



Search Impr. share

29.88%

↑ 11.34% (61%)



Jan 1, 2018 - Dec 31, 2018 compared to Jan 1, 2017 - Dec 31, 2017

## Print Advertising

### ACHR News

Field Served: All branches of the air conditioning, heating and refrigeration industry (residential, commercial and industrial) including contractors, dealers, distributors, wholesalers, manufacturers, consulting engineers and architects, public utilities, government agencies and associations, exporters and importers, industrial and commercial buyers and users, libraries, schools, students and others allied to the field.

- Circulation: 33,220 (National), 437 (Connecticut)
- 2/3rd page Square, BW Ad (6" x 8")
- June 26th issue: High End HVAC
- Issues:
  - 22 January 18
  - 12 March 18
  - 24 September 18
  - 22 October 18

### Distribution Center Magazine

Field Served: As the official publication of HARDI, Distribution Center is the primary source for editorial commentary, content and resources designed to enhance the success and effectiveness of HVACR wholesale distribution.

- Circulation: 11,000 (National), 152 (Connecticut)
- 2/3rd page, vertical, 4Color
- Issues
  - May Issue
  - October Issue

### BOMA Magazine

Field Served: This is the official publication of the Building Owners and Managers Association. BOMA's readers own or manage more than 80% of all prime commercial properties and facilities in North America. The magazine reaches building owners, managers, developers, asset managers, corporate facility managers and government real-estate officials.

- Circulation: 17,000 (National), 230 (Connecticut)

- Full Page, 4C
- Issues
  - January / February Issue
  - May / June Issue
  - September / October Issue
  - 2018 TOBY Magazine Issue (June)
  - Special annual publication recognizing the nominees of the TOBY Awards
  - BOMA Conference and Expo Guide (June 2018)

### **Affordable Housing**

Field Served: Affordable Housing Finance provides authoritative, in-depth information on the latest advances in building and operating affordable housing, reaching owners, developers, managers and lenders.

- Circulation: 11,000 (National print), 29,272 (National digital), 182 (Connecticut)
- ½ Page Vertical 4C
- Issues
  - June Issue
  - October Issue
  - November / December Issue

### **Facilities Management Journal (FMJ)**

Field Served: This is the official publication of the International Facility Management Association.

- Circulation: 24,000 (National), 111 (Connecticut)
- Full page, 4C 8.5" x 10.875"
- Issues
  - July / August
  - Safety, Security and Risk
  - September / October issue
  - People, Process and Place
  - Bonus Distribution at IFMA World Workplace Conference and Expo in Houston

## Home Energy Magazine

Field Served: Home Energy Magazine provides up to date information on energy-efficient products and best practices in home performance, energy efficiency, comfort, health and affordability. The magazine reaches 50,000 contacts at trade organizations in the home performance and green building industries.

- Circulation: 50,000 (National)
  - Individual state circulation numbers were not available when this report was written.
- Full page, 4C
- Spring Issue (FP4C)

## Creative

### Sample Ad



## WHO WE ARE

Thermostat Recycling Corporation (TRC) is a free recycling program for mercury containing thermostats. Production of these devices ceased in 2007, but we remain committed to providing a convenient, easy-to-use and lawful way to dispose of them. TRC is funded by manufacturers that sold and branded mercury thermostats in the US as well as companies that produce replacement devices. To date, 2.1 million units have been collected!

## IT'S THE LAW

State and federal laws require that, once a mercury thermostat is removed, it must be properly recycled. If you implement programs in the following states, California, Connecticut, Florida, Illinois, Iowa, Louisiana, Maine, Massachusetts, Minnesota, Montana, New Hampshire, New York, Oregon, Pennsylvania, Rhode Island, and Vermont recycling mercury containing thermostats are required. In some states, non-compliance can lead to fines up to \$25,000 per device. Also, these devices contain at least 1,000 times more mercury than a CFL bulb and should never be put in the trash.

FOR THE COMMUNITY

*Recycle*  
**THIS.**

### TRC MEMBERS

HONEYWELL CORPORATION  
HWH  
KORONA  
MAYE MANUFACTURING COMPANY  
NATIONAL THERMOSTAT CORPORATION  
BURNHAM BOILERS INC.  
CHRYSLER CORPORATION  
CHRYSLER  
CORNING WARE INC.  
CARLISLE COMPANY  
DUPONT CORP  
EMERSON AIRETTE CORPORATION  
WHITE HOUSE  
ENERGY CONTROL SYSTEMS  
GENERAL ELECTRIC CORPORATION  
GROHEMAN GLOBAL  
HUNTER DODGE COMPANY  
ITT CORPORATION  
LEAS BROTHER ORIGINAL CHARTER CORPORATION  
LANDING INTERNATIONAL INC  
LOS PRODIGES CORPORATION  
MOULTON-WELSH COMPANY  
MORTER JOURNAL, HWH  
MORTER MANUFACTURING COMPANY  
RADIOWAVE ELECTRONIC SYSTEMS HAS  
NEARBY LICENSEES  
TEC CORPORATION  
TADA CONSULT SOLUTIONS  
THERMAL INSULATION SYSTEMS  
THERMOLUX INC.  
UNITCLIMATE CORPORATION  
W. W. GRIMMER INC.  
YORK-DOWNSON CONTROLS

**COLLECTING TONS OF MERCURY TO ENSURE SAFE HOMES AND A CLEAN ENVIRONMENT.**

For more info visit:  
[thermostatrecovery.org](http://thermostatrecovery.org)  
Follow us @ f t w i n

**Thermostat Recycling Corporation**

[thermostatrecovery.org](http://thermostatrecovery.org)  
1.888.235.0000 | [info@thermostatrecovery.org](mailto:info@thermostatrecovery.org)

Production recycled paper



**FAMILY AND SAFETY FIRST!**  
Customer safety and environmental stewardship is increasingly important for today's utility company. That's why we've partnered with dozens of utility providers throughout the nation to ensure that mercury thermostats are safely collected and properly disposed. Mercury is a human health hazard if it is not disposed of properly. It contaminates the environment and will harm others and wildlife. With the help of utility companies, and thousands of other national partners, we've collected over 2.1 million tons of mercury since 2007.

**WEATHERIZATION AND GRANTS THROUGH GOVERNMENT AGENCIES**

The sales, installation, and disposal of mercury containing thermostats may have been banned in the state that you have received Weatherization Assistance Program (WAP) grants from the Department of Energy. It is important to consider your obligations in informing others and managing the proper recycling of these devices during weatherization projects focused on energy efficiency. There is a strong likelihood that HVAC systems (furnaces, boilers, and heat pumps) are still controlled by non-programmable, non-digital, mercury-containing thermostats. It is also likely that these devices are still in operation within the residences that your programs target. Because of this, you should consider the following recommendations.

Participate directly in the TRC program or require the technicians administering the weatherization grants to do so and update your field guides with information related to mercury thermostat regulations. The National Renewable Energy Laboratory (NREL) has listed under the Standard Work Specifications (SWS) tool via its website, information related to mercury thermostat assessment and handling. The standard 5.3104.b Controls - Thermostat Replacement describes details on how to handle thermostats containing mercury. It is important that sub-grantee recipients know that workers and occupants can and will be protected from improper disposal or handling of these devices. The custody of control is limited to universal waste generators. But, the moral obligation to communicate responsibilities to hired technicians remains within your control.



**OUR BINS AND PAILS**  
Thermostat Recycling Corporation works with retail partners, wholesale companies and municipalities. We provide large and small collection bins. TRC handles the collection and replacement of our bins.

## Press Releases/Earned Media

Press Releases/Earned Media	
January	Thermostat Recycling Corp. Offers Public Comment on Philadelphia's Clean Energy Vision
February	The NEWS: The TRC Journey with a Chicago Message
March	Ryan Kiscaden, Executive Director, Thermostat Recycling Corp. Receives Waste Management's "'40 Under 40" Award
March	Feature Article, Strategies magazine: Saving the World One Thermostat at a Time
	Waste 360 Interview: Kiscaden Continues TRC's History of Strong Leadership
April	RISE Engineering Recognized as a Growing Mercury Thermostat Recycler in the United States
May	Johnstone Supply Leads TRC's 1st Quarter Thermostat Recycling Tally
June	Chase's Calendar of Events Officially Adds TRC's Recycle Your Mercury Thermostat Day

June	California Nearly Triples Daily Penalty to \$70,000 for Improper Hazardous Waste Disposal
June	HVACR Insider: The Nudge: A Nobel Winning Solution to Increasing the Recycling of Mercury Containing Thermostats?
July	The Ft. Washington Business Alliance Connections: The MBA Influence
August	Johnstone Supply Leads TRC's 2nd Quarter Thermostat Recycling Tally
August	Energy Central Publication: Behavior Change Can Be Difficult - Use the "Nudge" For Real Results
September	The NEWS: Guest Columnist: Know Thy Customers' Preferences and Give Them the Gift of Choice
September	It's That Time Again ... Turn Up That 'Stat' - Tips and Tricks to Stay Warm and Energy Efficient this Heating Season
October	Thermostat Recycling Corp. Celebrates 20th Anniversary
October	Energy Central Publication: How Valuable is Your Customer?
October	The News: The Stats on Stat Recycling
December	TRC Announces 2018 Banish Mercury Off the Planet Competition Winners
December	TRC Applauds Illinois' New Mercury Containing Thermostat Regulations

## Blogs

Blogs	Description
January	The Power of Public Comment
January	Recycling and a Degree of Proportionality
February	The TRC Journey with a Chicago Message
March	Becoming Smarter, One Thermostat at a Time
March	Thermostats, TRC and Our Elevator Speech
April	Thermostat Recycling Corp. Celebrates 20 Years

May	What Would Rachel Carson Think?
May	The Nudge: A Nobel Prize Winner's Solution to Increasing the Recycling of Mercury Containing Thermostats?
May	Busting Myths
June	California Imposes Massive Penalty
July	A Day to Remember: Recycle Your Mercury Thermostat Day
September	Sustainability: A Self Examination
October	TRC Celebrates 20 Years
October	Household Hazardous Waste Centers Are Our Least Effective Collection Types
October	A Nudge in the HVACR Business
October	We Get the Damnedest Things in Our Bins
December	TRC Announces BMOP 2018
December	How Did TRC and the Industry Perform in 2018? We Share the Good News

### 2018 Trade Shows, Conferences, and Presentations

Please note that many of these events are national in nature. Some, but not all will benefit Connecticut, regardless of if the event happened in state or a nearby region.


Date	Show	Location
<b>January</b>		
22-24	AHR Expo	Chicago, IL
<b>February</b>		
7th -9th	Midwest Energy Efficiency Alliance Trade Event	Chicago, IL
7th-8th	Better Buildings by Design - Efficiency Vermont Event	South Burlington, VT
12th-14th	IE3 Show (ACCA National Event)	Washington, DC
13th-14th	Home Performance Coalition New England Regional Expo	Saratoga Springs, NY
19-22	Association Energy Services Professionals Show	New Orleans, LA
<b>March</b>		



5th	NY Public Services Commission Energy Efficiency Forum	New York, NY
5th - 7th	Solid Waste Association of North America Expo	Denver, CO
10th	Plumbing, Heating, Cooling Contractors of Connecticut Expo	Marlboro, MA
26th	MassRecycle Event	Framingham, MA
26th-28th	HVAC Excellence Trade Show	Las Vegas, NV
<b>April</b>		
5th	Mechanical Contractors Tech Day	Mokena, IL
23rd-26th	Home Performance Coalition National	Philadelphia, PA
23rd-26th	Waste 360 Expo	Las Vegas, NV
<b>May</b>		
3rd	Energy Coordination Agency Presentation	Philadelphia, PA
7th	OESP presentation (Long Island chapter)	Long Island, NY
8th-9th	BuildingsNY Expo	New York, NY
20th-23th	New York Federation Annual Meeting	Sagamore, NY
<b>June</b>		
7th	Pennsylvania Solid Waste Authority Committee Meeting	Harrisburg, PA
11th	Inter-Faith Housing Alliance's 21st Annual Golf Tournament & Luncheon	Lansdale, PA
20th-21st	Midwest Energy Efficiency Alliance Meeting	Louisville, KY
25th-27th	National Energy & Utility Affordability Coalition	Phoenix, AZ
<b>July</b>		
17th	National Recycling Coalition Webinar	National
25th-27th	Professional Recyclers of Pennsylvania Training	Harrisburg, PA
<b>August</b>		
13th	Onondaga County Collection Event	Jamesville, NY
16th	Hosting of MEEA Webinar – "Trouble Finding the Right HVAC Trade Allies?"	National
15th	APR Supply Annual Buying Show	Hershey, PA

24th	Efficiency Maine Public Meeting	Portland, ME
27th-31st	National Association Hazardous Materials Management Association Trade Event	Portland, ME
<b>September</b>		
5th-7th	Energy Star Partners Meeting	Phoenix, AZ
18th-21st	Used Oil / HHW Training & Symposium	Garden Grove, CA
<b>October</b>		
2nd	Association Energy Services Professional Webinar Presentation	Global
2nd-3rd	Northeast Energy Efficiency Partnerships Summit	Middletown, RI
10th-12th	Service World - HVAC Contractors Trade Expo	Las Vegas, NV
30th-31st	Northeast Recycling Coalition Conference	Rocky Hill, CT
<b>November</b>		
14th	IHACI Annual Trade Show	Pasadena, CA
<b>December</b>		
1st - 4th	Heating, Air Conditioning, Refrigeration Distributors International Annual Conference	Austin, TX

An example of our trade show booth is demonstrated below.



## 2019 Program Modifications

### *Thermostat Recycling Corporation's 2019 Goals*

TRC continues to set high-level annual goals for the organization. These goals assist in decision making and prioritization of activities. For the calendar year of 2019, TRC plans to focus on:

1. Continuing to fulfill Connecticut statutory requirements, agreements and other arrangements for regulatory compliance.
2. Targeting mercury thermostat collections at Utilities. Maintain the HVAC industry collections. Other key audiences vary by requirements.
3. Focusing on education and awareness tactics geared toward tech schools, post-secondary and technical reference manuals placements.

### *Thermostat Recycling Corporation's Planned Tasks*

In addition to the above goals, TRC will set specific tasks to focus on. Completion of these tasks' aid in the overall organization's goals.

1. Look for opportunities to switch existing collection points to small pails.
2. Audit our processing facility for efficiency gains and consistent recycling container lead times.
3. Attend and integrate learnings from other EPR products after quarterly Executive Director in-person meetings.
4. Roll-out public releases throughout the year (blogs, press releases, and articles).
5. Continue the program's operational activities such as outbound phone calls, mailing reminder postcards, and visiting sites. Use collection data trends and available tools to target these initiatives.
6. Attend the list of 2019 events such as trade shows and conferences. Look for speaking opportunities at attended events.

Date	Show	Location
<b>January</b>		
14th-16th	AHR Expo	Atlanta, GA
21st-24th	AESP Show	San Antonio, TX
31st	HVAC Presentation - PSA PHCC Training Center	Aston, PA
<b>February</b>		
4th	HVAC Presentation - PSA PHCC Training Center	Aston, PA
6th-7th	Efficiency Vermont	Burlington, VT
20th-22nd	MEEA	Chicago, IL
26th	ACA/NE 2019 Technical Training & Management Conference	Boxboro, MA
<b>March</b>		

3rd-5th	HVAC Excellence	Las Vegas, NV
4th-6th	IE3 Show - ACCA	San Antonio, TX
14th	EGIA Inspire Event	Valley Forge, PA
<b>April</b>		
1st-4th	HPC Conference	Chicago, IL
2nd-3rd	BuildingsNY	NYC
16th	SRP Training Speaking	Phoenix, AZ
<b>May</b>		
19th-22nd	NY FEDERATION	Sagamore, NY
<b>June</b>		
3rd-5th	NEUAC	Fort Worth, TX
12th	Energy Efficiency Global Forum (EE Global)	Washington DC
<b>September</b>		
15th-20th	NAHMMA	Denver, CO
17th-20th	E-Source	Denver, CO
<b>October</b>		
15th-17th	ACEEE National Conference of Energy Efficiency	Minneapolis, MN
15th-18th	Service World	Las Vegas, NV
TBD	KEEA Conference	TBD
<b>November</b>		
20th	IHACI Annual Trade Show	Pasadena, CA
<b>December</b>		
7th-10th	HARDI Annual Conference	New Orleans, LA



## 2018 CONNECTICUT ANNUAL REPORT

Thermostat Recycling Corporation Headquarters  
500 Office Center Drive – Suite 400 | Fort Washington, PA 19034  
1-888-266-0550

[www.thermostat-recycle.org](http://www.thermostat-recycle.org)

Questions about this annual report?

**Contact:**

Ryan L. Kiscaden, Executive Director

(P) 267-513-1727

(E) [ryan.kiscaden@thermostat-recycle.org](mailto:ryan.kiscaden@thermostat-recycle.org)

All state specific annual reports are posted on our website at the following weblink:

[https://www.thermostat-recycle.org/resources/media\\_center/](https://www.thermostat-recycle.org/resources/media_center/)

Recycle every mercury thermostat, every time.

# APPENDICES

**Third Party Review of Program Effectiveness**

**How Mercury Thermostat Waste is Handled**

**Tax Return 990**

**Certificate of Dissolution – Lear Siegler**

**2018 Miss You Calls**

**2018 Site Visits**

**2018 Collection Location Summary Report**

**2018 Collection Location Bin Receipt**

**2018 Collection Location Container Requests**

# PROGRAM PERFORMANCE REPORT & ASSESSMENT

**2018 CT MERCURY THERMOSTAT COLLECTION AND RECYCLING**

March 2019



# Thermostat Recycling Corporation's Collection Program in Connecticut

Mercury in the environment can have many deleterious effects when it enters waterway systems, causing genetic and developmental issues in wildlife, and immune and nervous system damage in humans. Products such as thermostats hold a relatively small quantity of metallic mercury encapsulated in a glass bulb, and if the enclosure is compromised, the contents may be released into the environment where microbes can convert this mercury into highly toxic organometallic compounds such as methyl mercury posing a threat to the environment. While the predominant sources of mercury include coal-burning power plants and gold mining, mercury pollution can also be attributed to improper disposal of mercury containing products thermometers, switches, certain types of light bulbs - including fluorescents - and older types of thermostats.

In response to this concern, major thermostat manufacturers created and funded the Thermostat Recycling Corporation (TRC) in 1998, and the organization now has takeback participants in 48 states, including 17 state programs that have imposed regulations on the sale and / or disposal of these thermostats. The Thermostat Recycling Corporation works on behalf of thermostat manufacturers to provide sufficient and convenient return channels for older mercury-containing thermostats to prevent these products from ending up in disposal facilities such as landfills and incinerators. In addition, many states have implemented sales restrictions, disposal bans and product stewardship statutes for products containing mercury to prevent mercury from entering the environment. Connecticut has recently joined a growing list of states that require thermostat manufacturers to ensure a disposal alternative for thermostats through implementation of a convenient take-back program.

The goal of this report is to provide for the Connecticut Department of Energy and Environmental Protection an evaluation of the TRC's effectiveness in meeting the goals and requirements of the take-back program it conducts in Connecticut under Connecticut Public

Act No. 12-54. Included in this report is a summary of the program's current operations, including its access to return channels and the characteristics of those channels, and how they are marketed and publicized. Resource Recycling Systems (RRS) has prepared this report as an independent third party to quantify and assess the effectiveness of the TRC program in meeting its obligations to provide a convenient return channel for diverting and capturing thermostats removed from service.

## Methodology

Bin and thermostat receipts from 2018 were used to determine the collection performance of the TRC collection program in Connecticut, and this data was used in conjunction with historical program performance data including bin and thermostat submission data across Connecticut and all other states where TRC has operated collection programs. This data was analyzed both for technical accuracy as well as for measuring program performance.

## Connecticut Program Performance

The Thermostat Recycling Corporation (TRC) is a non-profit stewardship organization that facilitates and manages the collection and proper disposal of mercury-containing thermostats. TRC is supported by 28 manufacturers and provides a network of collection sites around the United States with the aim of keeping mercury out of the waste stream and protecting the environment. The following analytical report details the annual program performance for mercury thermostat collection in the state of Connecticut (CT) in 2018. A few of the program highlights for 2018 are included below:

- In 2018, the program **collected 27.5 lb of mercury** in Connecticut. Since 2008, mercury collected in the state has increased by an annual average of 25% per year. During the same period, the total mercury collected in the nation increased by 3% per year.
- The program collected **3,203 whole thermostats in 2018**, a 25% decrease from 2017 and a 100% increase from the implementation of Connecticut Public Act No. 12-54 in 2013. The number of thermostats collected annually in CT has increased by an annual average of 21% since 2008.
- **The number of whole thermostats collected per bin in 2018 was 34 thermostats**, far fewer than the average in any previous year. This metric has been trending downward.
- The Connecticut counties with the most bins and thermostats returned in 2018 were **Hartford (27 bins, 993 thermostats), New Haven (19 bins, 951 thermostats), and Fairfield (25 bins, 834 thermostats)**.
- In 2018, **28% of the partner locations returned at least one bin** compared to a national average of 23%.

- In 2018, a total of **51 site visits were conducted in Connecticut, and 198 ‘Miss You’ calls were placed to channel partners to prompt bin returns.** Bin returns appear to be correlated to site visits, which were down by approximately a third.
- In addition to 3,203 whole thermostats, **575 loose switches were collected,** bringing the total number of “thermostat equivalents” returned in 2018 to 3,726, a 35% decrease from 2017.

## SECTION 1: Program Analytics

Section 1 of this report examines the annual performance of the thermostat collection recycling program in terms of bins, thermostats, and mercury collected as well as the year-over-year progression of the program.

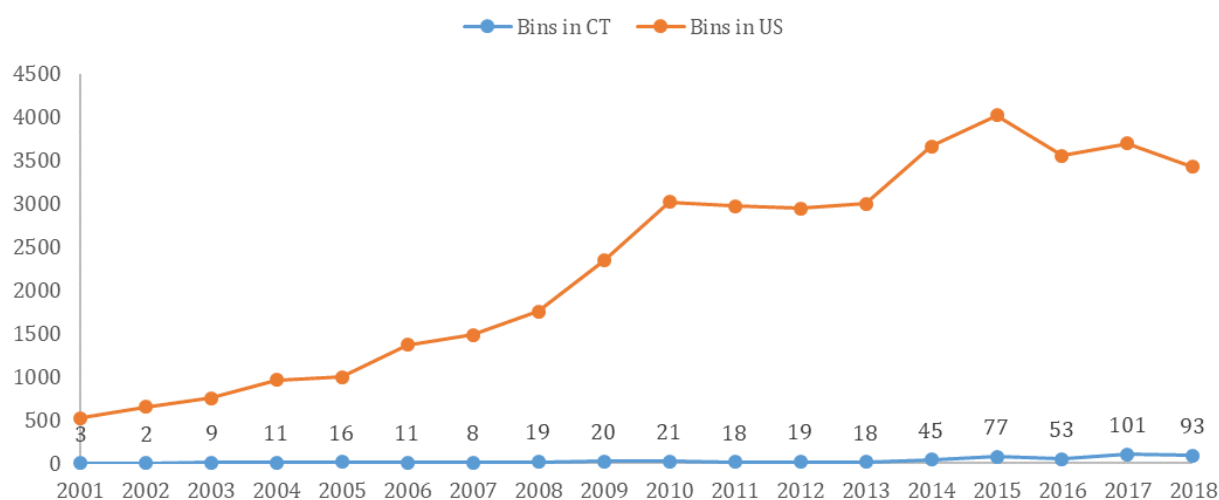
On average, the program has **collected 16.3 lb of mercury** and **1,773 thermostats per year** since 2001. In 2018, the program **collected 27.5 lb of mercury from 3,203 whole thermostats and 575 loose switches**. Figure 1.1 displays the total number of bins, thermostats, and quantity of mercury collected in Connecticut since the beginning of the program.

**FIGURE 1.1: PROGRAM PERFORMANCE OVER TIME**

Year	Number Bins	Number Stats	Lb Mercury
2001	3	305	2.5
2002	2	224	1.5
2003	9	901	6.4
2004	11	909	6.9
2005	16	1,309	13.3
2006	11	972	8.0
2007	8	839	7.4
2008	19	1,838	17.8
2009	20	2,109	22.4
2010	21	1,918	16.2
2011	18	1,538	14.2
2012	19	1,831	15.4
2013	18	1,600	12.9
2014	45	2,485	24.0
2015	77	3,395	30.0
2016	53	2,284	22.2
2017	101	4,246	45.6
2018	93	3,203	27.5
<b>Average</b>	<b>30</b>	<b>1,773</b>	<b>16.3</b>
<b>Total</b>	<b>544</b>	<b>31,906</b>	<b>294.1</b>

Figure 1.2 displays the number of bins collected in Connecticut over time as well as the total number of bins collected nationally over the same period. Annual bin collections trended upwards from 2001 to 2010, then again in 2014-15, the first full year after the mandatory program was implemented. The number of bins collected peaked in 2017 at 101 bins. In 2018, 93 bins were returned, 8% fewer than the quantity in 2017.

**FIGURE 1.2: BINS COLLECTED OVER TIME IN THE STATE AND NATIONALLY**



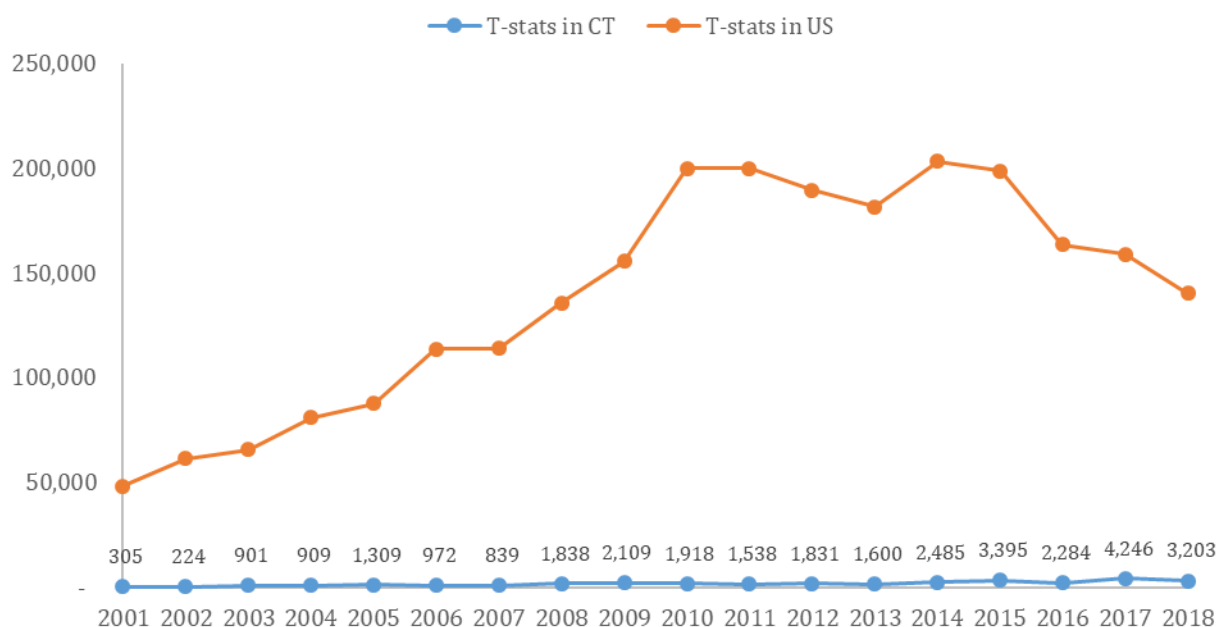
Since 2008, the average of annual increases in mercury collected has been 25% in Connecticut. During the same period, the percentage increases in quantity of mercury collected nationally averaged 3% per year. **In 2018, the quantity of mercury collected decreased by 40%** relative to 2017, with **27.5 lb mercury collected**. Figure 1.3 displays the total quantity of mercury collected in Connecticut over time as well as the annual percent increase (or decrease) in Connecticut and nationally since 2008.

**FIGURE 1.3: QUANTITY OF MERCURY COLLECTED IN PROGRAM AND ANNUAL CHANGES IN STATE AND U.S.**

Year	Total Lb Hg	% Change State	% Change U.S.
2001	2.5	N/A	89%
2002	1.5	-39%	14%
2003	6.4	328%	11%
2004	6.9	7%	17%
2005	13.3	93%	11%
2006	8.0	-40%	32%
2007	7.4	-7%	2%
2008	17.8	141%	16%
2009	22.4	25%	16%
2010	16.2	-27%	26%
2011	14.2	-13%	4%
2012	15.4	9%	-5%
2013	12.9	-17%	-5%
2014	24.0	87%	13%
2015	30.0	25%	13%
2016	22.2	-26%	-15%
2017	45.6	105%	-7%
2018	27.5	-40%	-13%
<b>Average Since 2008</b>	<b>22.6</b>	<b>25%</b>	<b>3%</b>

Channel partners in Connecticut collected 3,203 thermostats in 2018. This represents an **25% decrease from 2017**. The average of annual increases in thermostats collected in Connecticut is **21% since 2008**. Yearly increase rates for the U.S. averaged 3% over the same period. Figure 1.4 displays the total number of thermostats collected in Connecticut and nationally, and Figure 1.5 shares the underlying data as well as the average of annual percent changes calculated since 2008.

**FIGURE 1.4: NUMBER OF WHOLE THERMOSTATS COLLECTED OVER TIME IN THE STATE AND NATIONALLY**





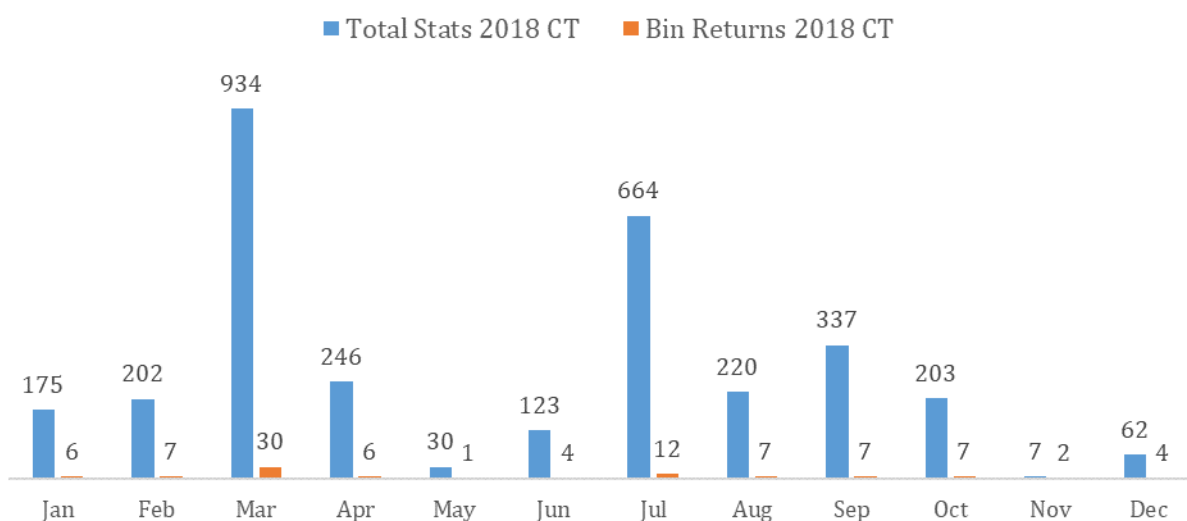
**FIGURE 1.5: WHOLE THERMOSTATS COLLECTED IN CT AND U.S. OVER TIME**

Year	T-stats in CT	T-stats in U.S.	% Change State	% Change U.S.
2001	305	48,350	-	-
2002	224	61,422	-27%	27%
2003	901	65,778	302%	7%
2004	909	81,115	1%	23%
2005	1,309	87,754	44%	8%
2006	972	113,658	-26%	30%
2007	839	114,158	-14%	0%
2008	1,838	135,646	119%	19%
2009	2,109	155,731	15%	15%
2010	1,918	200,064	-9%	28%
2011	1,538	199,918	-20%	0%
2012	1,831	189,619	19%	-5%
2013	1,600	181,600	-13%	-4%
2014	2,485	203,346	55%	12%
2015	3,395	198,603	37%	-2%
2016	2,284	163,606	-33%	-18%
2017	4,246	159,046	86%	-3%
2018	3,203	140,381	-25%	-12%
<b>Average*</b>	<b>2,404</b>	<b>175,233</b>	<b>21%</b>	<b>3%</b>

\*Since 2008

Figure 1.6 displays the monthly distribution of bins and thermostats returned in Connecticut over 2018. The months with the greatest number of bins returned were **March (30 bins) and July (12 bins)**. The months with the greatest number of thermostats returned were in **March (934 thermostats), July (644 thermostats) and September (337 thermostats)**. May and November had the lowest activity levels.

**FIGURE 1.6: WHOLE THERMOSTATS AND BINS COLLECTED PER MONTH IN 2018**



The highest number of thermostats per bin were in **July (55 thermostats per bin)** and **September (48 thermostats per bin)**. Figure 1.7 shows the average number of thermostats per returned bin per month for the year.

**FIGURE 1.7: AVERAGE THERMOSTATS PER BIN RETURNED PER MONTH**

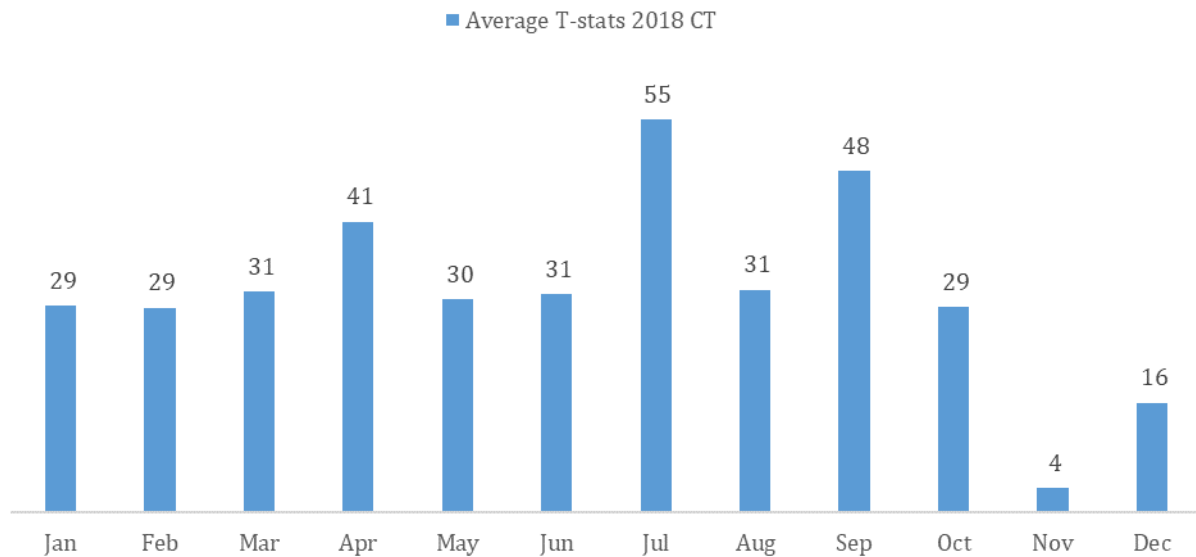


Figure 1.8 displays the average number of thermostats returned per bin in the state and U.S. since the beginning of the collection program in Connecticut. Nationally, the number of thermostats per bin has been decreasing annually since 2000. From 2001 until 2013, the average number of thermostats per bin collected in Connecticut was greater than the national average, with exceptions in 2004 and 2005. In 2014, the average returned bin contained fewer thermostats than the national average, and the trend has remained that way through last year.

**FIGURE 1.8: AVERAGE THERMOSTATS PER BIN OVER TIME IN CT AND NATIONALLY**

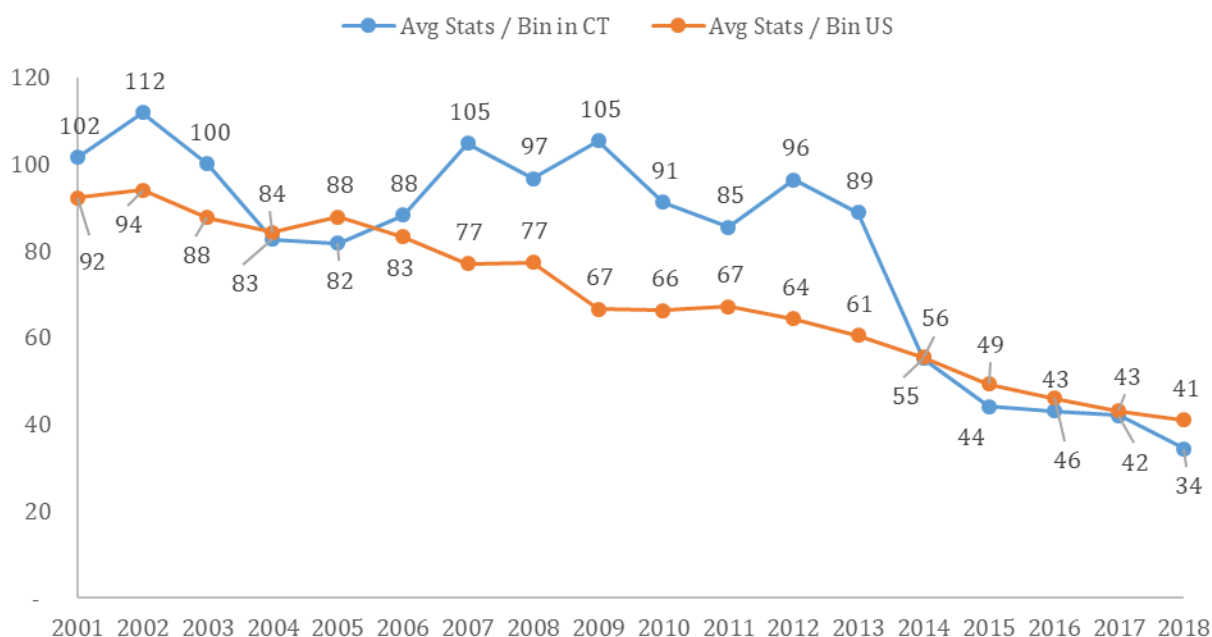
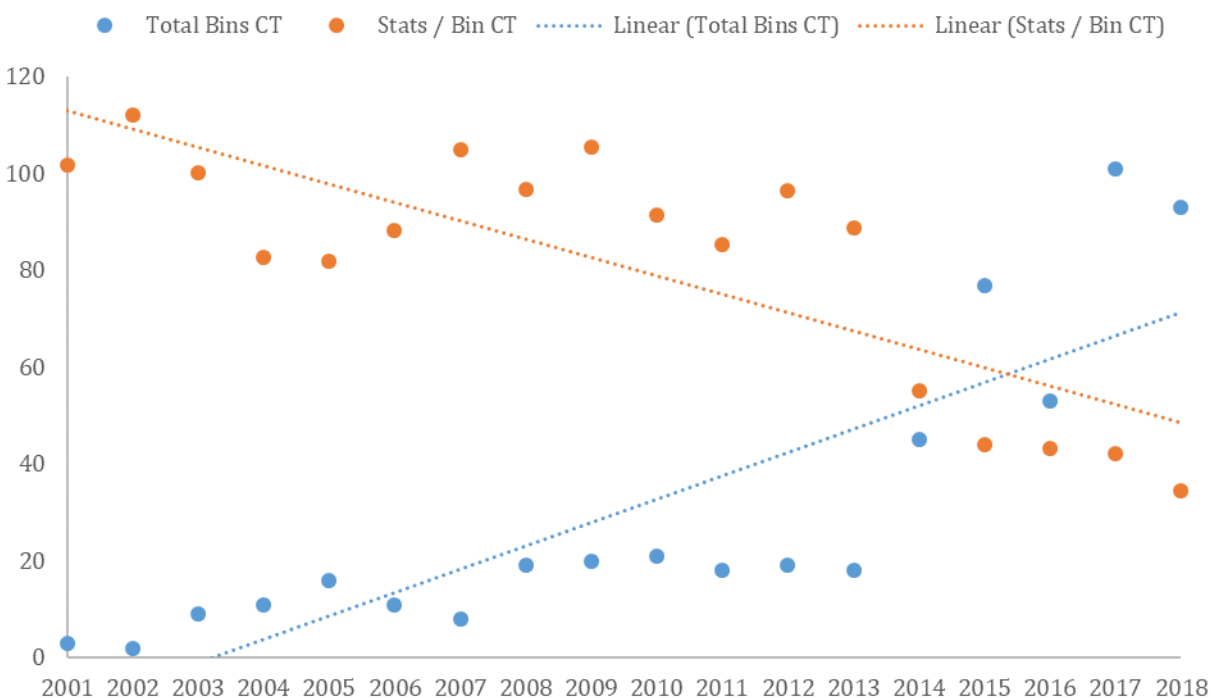


Figure 1.9 plots the total bins returned over time along with the average number of thermostats per bin over the same period to see whether there is a relationship between the two. A statistical analysis found that there is a negative correlation between the number of bins returned and the number of thermostats per bin: as the total bin count increases, the number of thermostats per bin decreases. In 2014 and after, significantly more bins have been collected annually by TRC than in any previous year, however bins contained fewer thermostats on average, and those quantities have steadily declined.

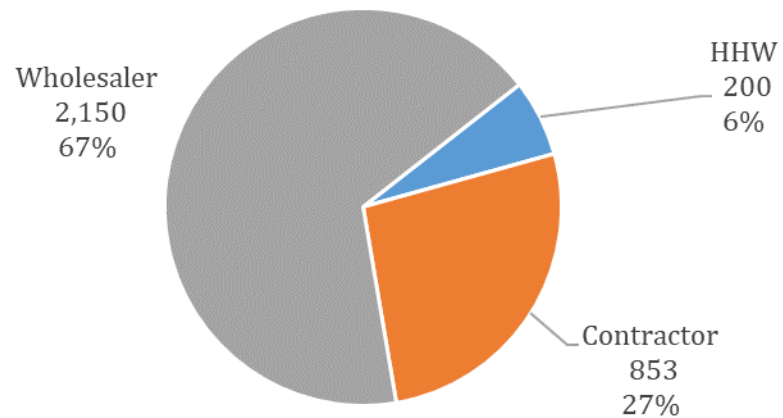
**FIGURE 1.9: TOTAL BINS AND AVERAGE NUMBER OF THERMOSTATS PER BIN OVER TIME**



## SECTION 2: Channel Partner Analysis

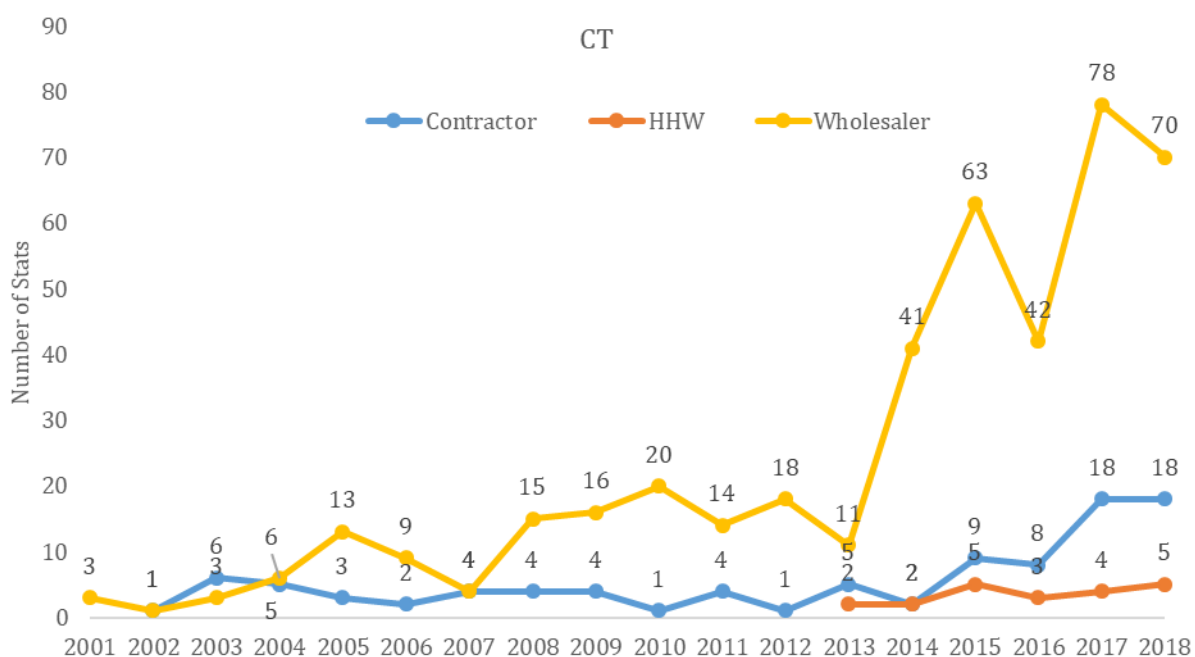
Section 2 of the report examines the partner locations in more detail. Most thermostats collected in the state were through **wholesalers (67%)** with the remaining thermostats collected by **contractors (27%)**, and **hazardous household waste (HHW, 6%) facilities**. Figure 2.1 shows the distribution of thermostats collected by location type in 2018.

**FIGURE 2.1: THERMOSTATS COLLECTED BY LOCATION TYPE IN 2018**



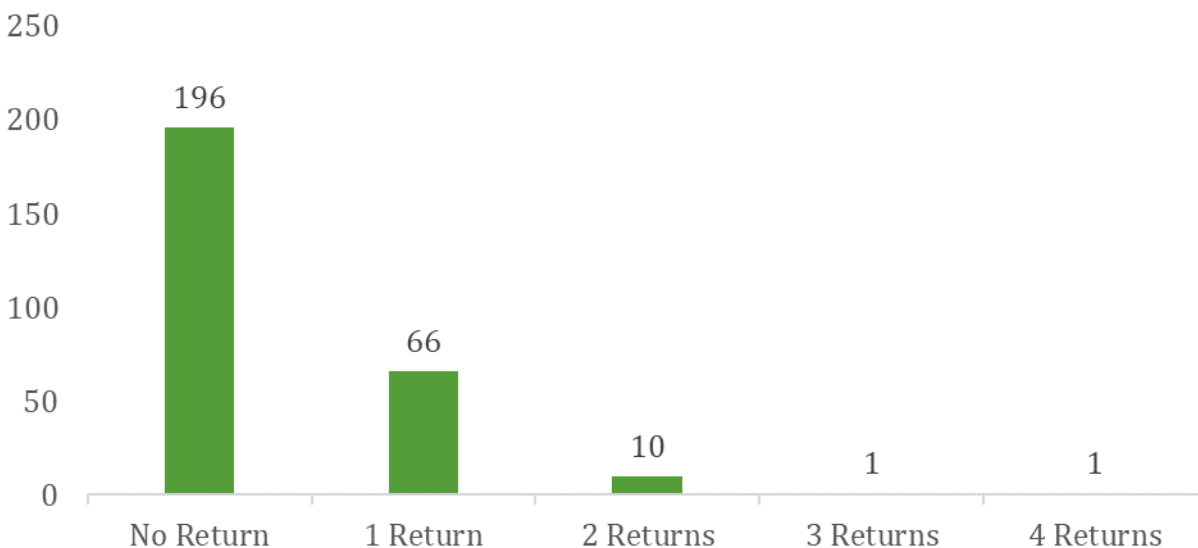
The number of bins returned by wholesalers spiked in 2017, and 2018 performance was nearly as high at **70 wholesaler bins submitted**. The number of bins collected from contractors remained steady in 2018 at **18 contractor bins**, the same quantity as 2017. Few bins have been collected annually from hazardous household waste facilities, accounting for **5 HHW bins** in 2018. Figure 2.2 displays the change in the number of bins returned by thermostat collection type over time in Connecticut.

**FIGURE 2.2: THERMOSTAT BINS RETURNED BY LOCATION TYPE OVER TIME**



In 2018, **66 (24%) locations** with a bin in the state of Connecticut sent back one bin for recycling, while **10 (4%) locations** returned two bins, **1 (0.4%) location** sent three bins and **1 (0.4%) location** sent four bins. The distribution is displayed in Figure 2.3.

**FIGURE 2.3: PERCENTAGE OF STORES RETURNING A BIN IN 2018**



An analysis of bins and thermostats returned by county revealed that the top performing counties were **Hartford (27 bins, 993 thermostats)**, **New Haven (19 bins, 951 thermostats)** and **Fairfield (25 bins, 834 thermostats)**. Figure 2.4 displays the number of bins and thermostats returned by county in 2018.

**FIGURE 2.4: BINS AND TOTAL THERMOSTATS RETURNED IN 2018 BY COUNTY**

County Name	Total T-stats	Total Bins
Hartford	993	27
New Haven	951	19
Fairfield	834	25
New London	238	10
Litchfield	84	6
Middlesex	47	3
Tolland	33	1
Windham	23	2



TRC works with channel partners to successfully collect thermostats, and the following figures illustrate performance by partner. **Sid Harvey Industries (357 thermostats)** returned the highest number of thermostats in Connecticut in 2018, followed by **R. E. Michel Company (315 thermostats)** and **Plimpton & Hills Corp (295 thermostats)**. Figure 2.5 displays the top performing partners by total bins returned in 2018.

**FIGURE 2.5: TOP PERFORMING CHANNEL PARTNERS IN THE STATE**

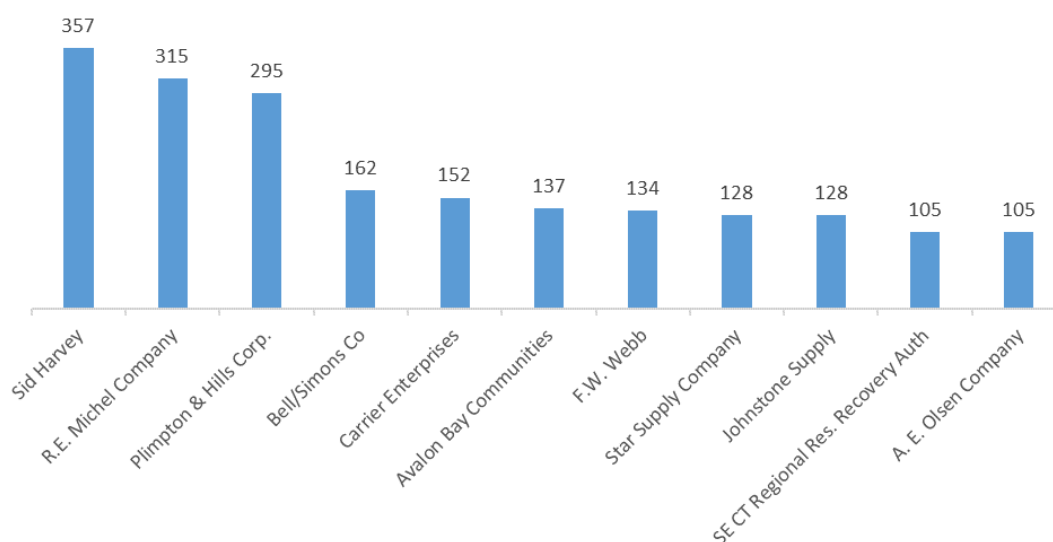


Figure 2.6 shows top performers by total bins and thermostats returned, and average number of thermostats per bin.

**FIGURE 2.6: TOP PERFORMING PARTNERS BY BIN AND THERMOSTAT RETURNS**

Company Name	No. of Thermostats	No. of Bins	Thermostats / Bin
Sid Harvey	357	7	51
R.E. Michel Company	315	4	79
Plimpton & Hills Corp.	295	10	30
Bell/Simons Co	162	2	81
Carrier Enterprises	152	2	76
Avalon Bay Communities	137	2	69
F.W. Webb	134	7	19
Star Supply Company	128	1	128
Johnstone Supply	128	2	64
SE CT Regional Res. Recovery Auth	105	1	105
A. E. Olsen Company	105	1	105

To increase the number of thermostats returned, TRC conducted site visits to collection locations that may not have returned a bin recently. In 2018, 51 site visits were conducted and 198 ‘miss you’ calls were placed to 75 different locations in Connecticut. All visits occurred in February and March 2018. Figure 2.7 displays the relationship between the number of site visits per month, bins returned per month, and the number of thermostats (shown in 100’s) returned per month.

**FIGURE 2.7: RELATIONSHIP BETWEEN SITE VISITS AND BINS AND THERMOSTATS RETURNED PER MONTH**

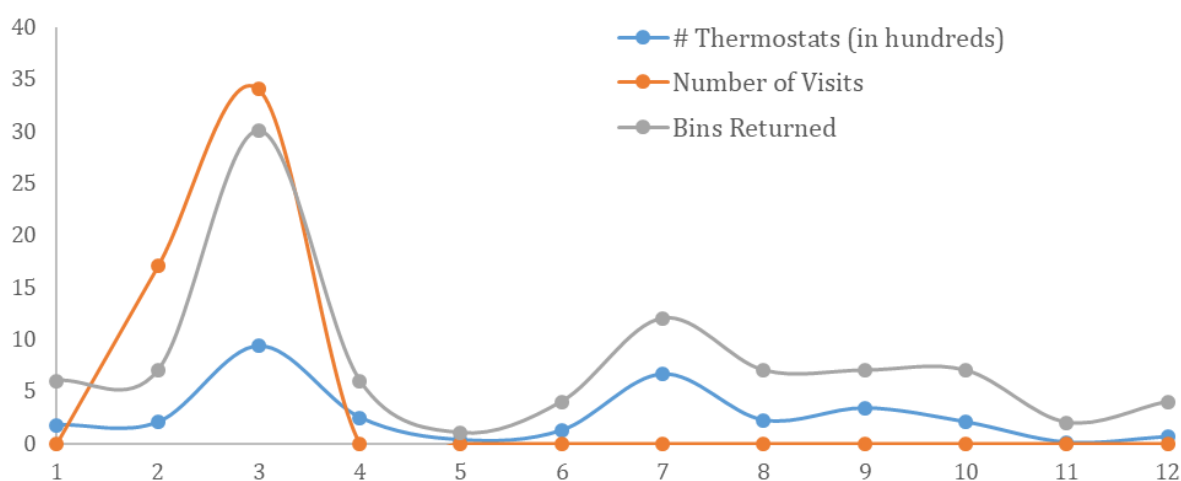


Figure 2.8 displays the relationship between the number of calls per month, the bins returned per month, and the number of thermostats (by 100's) returned per month. Calls were placed throughout the year in March, July and November. The called locations in 2018, returned 22 bins total, 21 of which were returned by locations that did *not* also receive a site visit. From Figure 2.8, most bin returns coincided with a month when calls were made except for November; March returns also reflect the impact of site visits.

**FIGURE 2.8: RELATIONSHIP BETWEEN 'MISS YOU' CALLS AND BINS AND THERMOSTATS RETURNED PER MONTH**

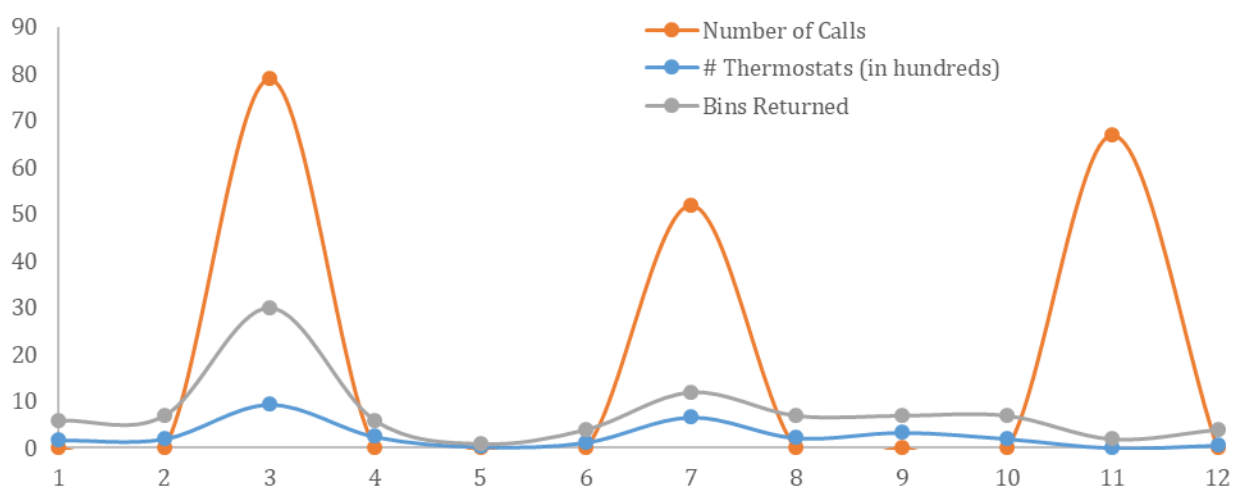


Figure 2.9 examines the return rates of four groups – locations that did not receive a call or visit, locations that received at least one visit, locations that received at least one call, and locations that received both a call and visit. The rate of active participation (which refers to locations that returned at least one bin) in 2018 is significantly greater for locations that received a visit or visit and call with 59% and 100% active participation, respectively. On average, visited locations returned 0.63 bins per location (a lower rate than 1.6 in 2017), and the only location that received both a call and a visit returned 1 bin. Calls appeared to have a much smaller impact on returns than visits. Locations that only received a call had a 28% active participation rate compared to 19% for locations that received no reminder.

**FIGURE 2.9: PERCENT CHANGE IN BIN AND THERMOSTAT RETURNS FOR LOCATIONS THAT RECEIVED A VISIT OR CALL OVER LOCATIONS THAT DID NOT RECEIVE EITHER**

	No Visit or Call	Visit	Call	Visit & Call
Number of Participating Locations	137	51	74	1
Rate of Active Participation*	19%	59%	28%	100%
Bins per Participating Location	0.26	0.63	0.32	1.00
Thermostats per Participating Location	10	11	18	7
Thermostats per Bin	36	17	56	7

\*Fraction of participating locations that returned one or more bins during 2018

## SECTION 3: Comparisons to National and Other States' Data

To compare how the state collection partners performed in 2018, the national average for the number of bins returned per locations that returned at least one bin was calculated and compared to the state average since 2012. The average numbers of bins do not include locations that did not return any bins in a given year. It should be noted that when making comparisons, each state has different regulations, different mix of housing types, local policies, and incentives that may uniquely impact return patterns in that region. Overall, the average number of bins returned annually per location was lower in Connecticut than the U.S. average, however the rate increased over 2017.

**FIGURE 3.1: AVERAGE NUMBER OF BINS RETURNED PER LOCATION PER YEAR**

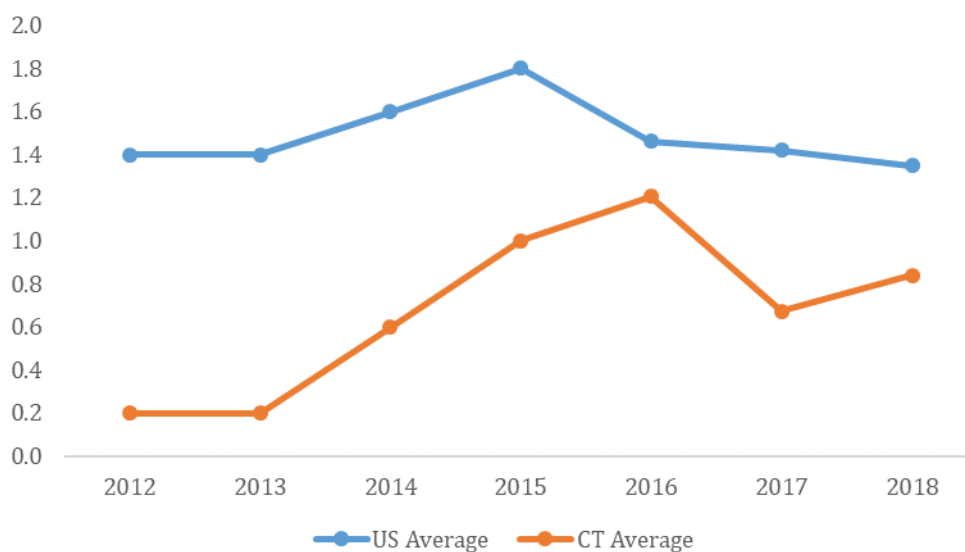


Figure 3.2 displays the locations in Connecticut that returned more than one bin in a given year since 2014, and Figure 3.3 displays the top 10 partners in the U.S. over the same period in terms of the number of bins returned. Sid Harvey Industries, F.W. Webb, Unite Refrigeration, Johnstone Supply, and R.E. Michel appear on both the state and national lists.

**FIGURE 3.2: PARTNER LOCATIONS IN THE STATE RETURNING MORE THAN ONE BIN PER YEAR 2014-2018**

Location	2014 Bins
R.E. Michel Company	9
The Granite Group	6
Sid Harvey Industries	5
Bell/Simons Companies	3
Johnstone Supply	3
Tower Equipment Co., Inc.	3
Carrier Enterprise	2
Torrco	2
Shelton Winair Co.	2
Location	2015 Bins
Plimpton & Hills Corp.	11
R.E. Michel Company	7
Sid Harvey Industries	6
Bell/Simons Companies	5
Carrier Enterprise	5
The Bell Pump Company	4
F.W. Webb	3
Essex Winnelson Company	2
Housatonic Resources Recovery Authority	2
Johnstone Supply	2
N&S Supply Inc.	2
SE CT Regional Resources Recovery	2
Star Supply Company	2
Torrco	2
Trane Supply	2
Location	2016 Bins
Plimpton & Hills Corp.	7
R. E. Michel Company	6
Bell/Simons Companies	5
The Granite Group	5
Sid Harvey Industries	4
F.W. Webb	4
Torrco	2

Location	2017 Bins
Tower Equipment Co., Inc.	25
Plimpton & Hills Corp.	8
Sid Harvey Industries	6
F.W. Webb	6
Johnstone Supply	5
R. E. Michel Company	5
The Granite Group	4
Bell/Simons Companies	3
Homans Associates	3
Torrco	2
Daniels Oil Co., Inc.	2
Housatonic Resources Recovery Authority	2
Trane Supply	2
Petro	2
Ruotolo Mechanical	2
Location	2018 Bins
Plimpton & Hills Corp.	10
Sid Harvey	7
F.W. Webb	7
R.E. Michel Company	4
The Granite Group	4
The Bell Pump Company	3
Tower Equipment Co Inc	3
Carrier Enterprises	2
Bell/Simons Co	2
United Refrigeration, Inc.	2
Johnstone Supply	2
Trane Supply	2
Lennox Parts Plus	2
B. Lipnick Supply Co., Inc.	2
Avalon Bay Communities	2

**FIGURE 3.3: TOP PERFORMING PARTNER LOCATIONS NATIONWIDE IN BINS RETURNED 2014-2018**

<b>Location</b>	<b>2014 Bins</b>
R. E. Michel Company	461
Johnstone Supply	460
US Air Conditioning Distributors	127
Ferguson Enterprises	119
United Refrigeration	114
Goodman Distribution Inc.	95
Honeywell Inc.	77
Gustave A Larson Company	67
Refrigeration Supplies Distributor	60
Lennox Industries Inc.	60
<b>Location</b>	<b>2015 Bins</b>
Johnstone Supply	519
R. E. Michel Company	336
Ferguson Enterprises	184
United Refrigeration	176
US Air Conditioning Distributors	106
Goodman Distribution Inc.	70
Gustave A Larson Company	62
Refrigeration Supplies Distributor	54
Lennox Industries Inc	51
Baker Distributing Company	50
<b>Location</b>	<b>2016 Bins</b>
Johnstone Supply	444
R. E. Michel Company	292
United Refrigeration	237
Lennox Industries Inc.	131
Ferguson Enterprises	104
US Air Conditioning Distributors	70
Ace Supply Co. Inc.	66
Goodman Distribution, Inc.	66
Lux Products	54
F.W. Webb	47
Baker Distributing Company	46
Refrigeration Supplies Distributor	46

<b>Location</b>	<b>2017 Bins</b>
Johnstone Supply	515
R. E. Michel Company	285
United Refrigeration	192
Ferguson Enterprises	144
Lennox Parts Plus	89
US Air Conditioning Distributors	73
Refrigeration Supplies Distributor	71
F.W. Webb	64
Goodman Distribution	60
Sid Harvey Industries	52
<b>Location</b>	<b>2018 Bins</b>
Johnstone Supply	374
R.E. Michel Company	258
United Refrigeration, Inc.	215
Ferguson	95
Lennox Parts Plus	88
F.W. Webb	52
Sid Harvey	52
Home Works Energy Inc.	39
Rise Engineering	36
Gustave A. Larson Co	31

\*

Figure 3.4 displays total percentage of locations that actively participated in the program (active participation defined as sending back at least one bin) in 2018, for all the states that mandate thermostat returns reporting as well as the U.S. national average for all states (reporting and non-reporting). **In 2018, 28% of locations in Connecticut returned at least one bin** compared to a national average of 23%. The state with the highest percentage of locations returning a bin in 2018 was Rhode Island (61%).

**FIGURE 3.4: MANDATORY REPORTING STATES' PERCENTAGE OF LOCATIONS RETURNING A BIN IN 2018**

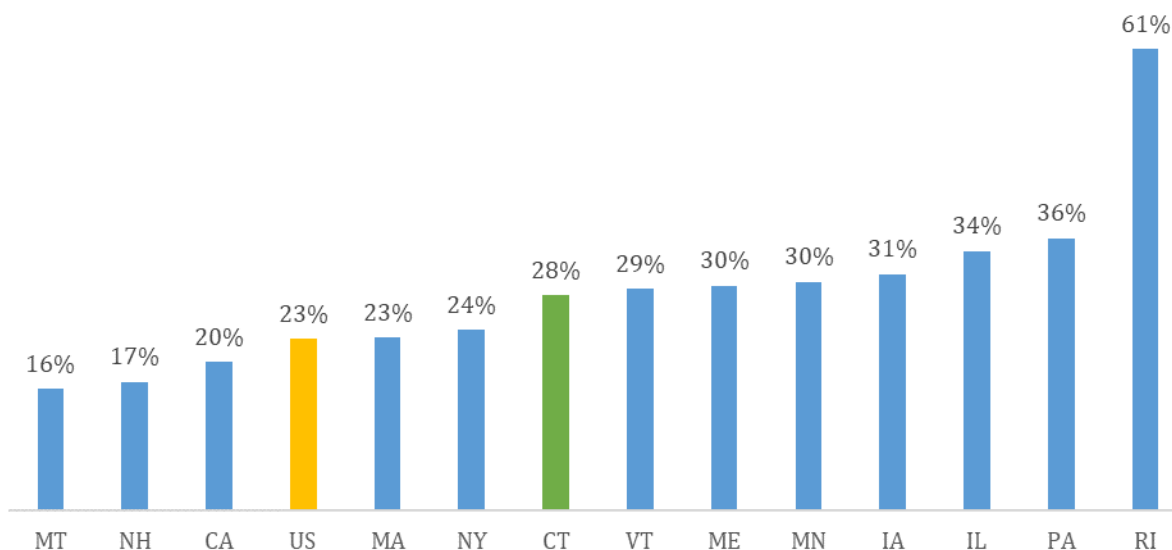




Figure 3.5 compares the state and national rates for several analytics in 2018. These include: the total whole thermostats, bins, and loose switches collected, the number of thermostats collected by total locations and per actively participating locations, the number of thermostats per bin returned on average in 2018, the equivalent average, the number of mercury thermostat equivalents returned in 2018, and finally the percent change in mercury thermostat conversion from 2017 to 2018. The equivalent average is an average of the number of switches in whole thermostats collected in the state, and it is used to calculate the number of thermostats represented by returned loose switches. The thermostat equivalent number includes the totals of whole thermostats returned plus the number of thermostats estimated from loose switches. The states displayed are those that mandate thermostat returns reporting and the U.S. average is for all states that return bins (reporting and non-reporting).

**FIGURE 3.5: COMPARISONS OF MANDATORY REPORTING STATES AND U.S. AVERAGES AMONG SEVERAL CATEGORIES**

State	Whole T-Stats	Bins	Loose Switches	T-Stats returned per total # of locations with bins	Average T-Stats/bin	Average T-Stats collected per location that returned at least one bin in 2018	Equivalent Average	T-Stat Equivalents in 2018	% Change over 2017
CA	13,710	587	3,630	13	23	34	1.76	15,773	-19%
CT	3,203	93	575	14	34	41	1.10	3,726	-35%
IA	1,832	53	351	13	35	43	1.08	2,157	-34%
IL	8,722	271	117	15	32	40	1.17	8,822	-24%
MA	13,959	178	659	38	78	153	1.14	14,537	62%
ME	3,014	105	2	11	29	34	1.04	3,016	-24%
MN	7,859	117	774	43	67	101	1.27	8,468	-5%
MT	314	5	65	10	63	63	0.95	382	120%
NH	1,553	45	461	7	35	38	1.17	1,947	-23%
NY	5,619	191	1,400	10	29	33	1.22	6,767	-17%
PA	9,763	206	1,859	24	47	63	1.34	11,150	1%
RI	4,384	65	22	74	67	112	1.07	4,405	42%
VT	2,361	91	9	10	26	31	1.08	2,369	-9%
Regulated State Avg	5,869	154	763	22	44	60	1.18	6,425	3%

Figure 3.6 further compares this state and national data by showing how each state ranked in each of these categories, from highest to lowest. Connecticut's collection program performed slightly below the U.S. average for all the shown metrics in 2018, however, the dramatic change over 2017 is largely attributable to 2017 activities as discussed in the Conclusion section of this report. The states compared in Figure 3.6 are those that mandate thermostat returns reporting and the U.S. average is for all states that return bins (reporting and non-reporting).

**FIGURE 3.6: COMPARISON OF MANDATORY REPORTING STATES AND U.S. AVERAGE AMONG SEVERAL CATEGORIES, RANKINGS**

Whole Thermostats	Bins	Loose Switches	Thermostats returned per total # of locations with bins	Average Thermostats per bin	Average Thermostats collected per location that returned at least one bin in 2018	Equivalent Average	Thermostat Equivalents in 2018	% Change over 2017
MA	CA	CA	RI	MA	MA	CA	CA	MT
CA	IL	PA	MN	RI	RI	PA	MA	MA
PA	PA	NY	MA	MN	MN	MN	PA	RI
IL	NY	MN	PA	MT	MT	NY	IL	PA
MN	MA	Regulated State Avg	Regulated State Avg	PA	PA	Regulated State Avg	MN	MN
Regulated State Avg	Regulated State Avg	MA	IL	Regulated State Avg	Regulated State Avg	IL	NY	Regulated State Avg
NY	MN	CT	CT	IA	IA	#N/A	Regulated State Avg	VT
RI	ME	NH	IA	NH	CT	MA	RI	NY
CT	CT	IA	CA	CT	IL	CT	CT	CA
ME	VT	IL	ME	IL	NH	IA	ME	NH
VT	RI	MT	MT	NY	ME	#N/A	VT	IL
IA	IA	RI	VT	ME	CA	RI	IA	ME
NH	NH	VT	NY	VT	NY	ME	NH	IA
MT	MT	ME	NH	CA	VT	MT	MT	CT

Figure 3.7 below shows the quantity of mercury collected through TRC's program in Connecticut and neighboring states between 2011 and 2018. Collection of mercury in Connecticut in 2018 decreased significantly approximately 40% from 2017 levels, though the state's 2017 performance in mercury collection was by a wide margin the record level. Collections represented a 24% increase over the quantity collected in 2016, and 8% lower than the previous record set in 2015.

**FIGURE 3.7: MERCURY COLLECTION RELATIVE TO PEER NEW ENGLAND STATES**

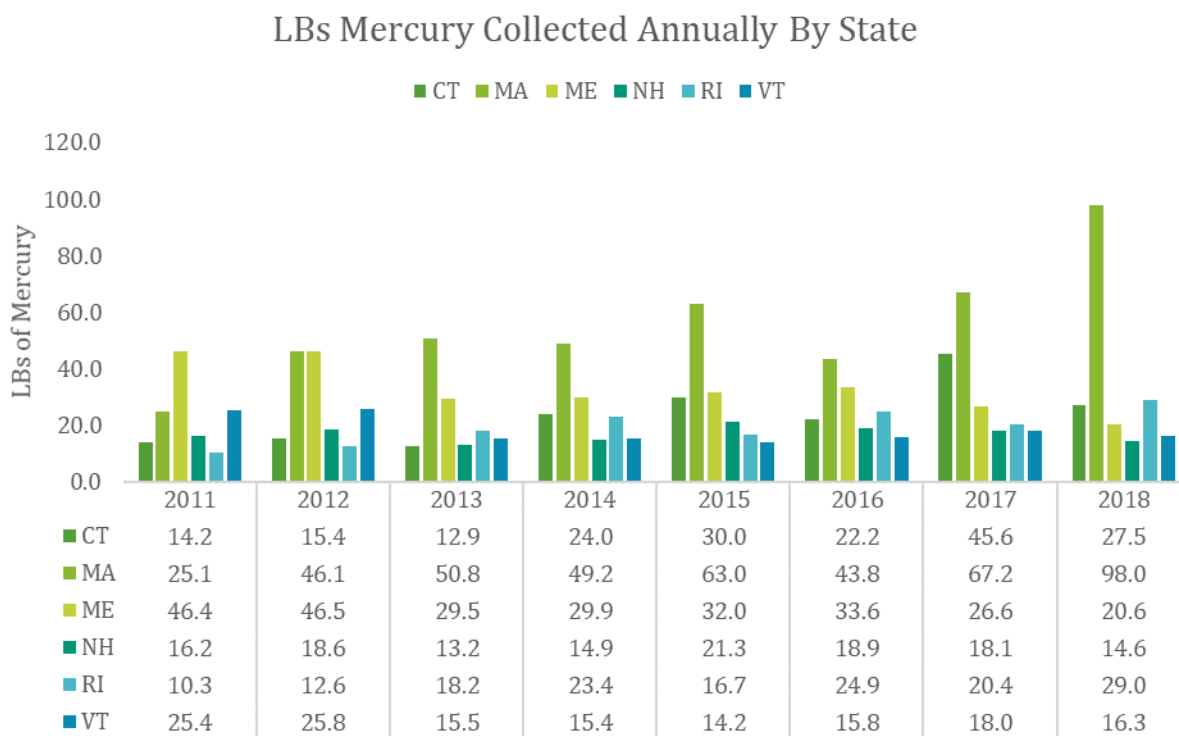
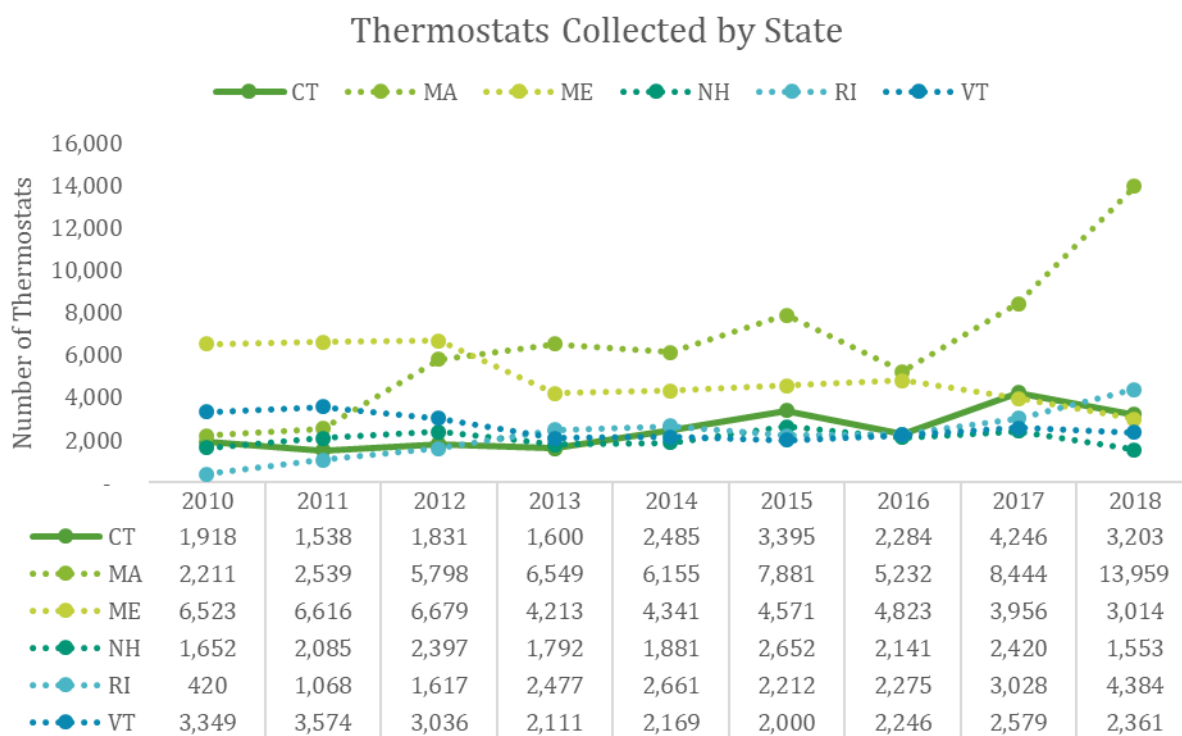


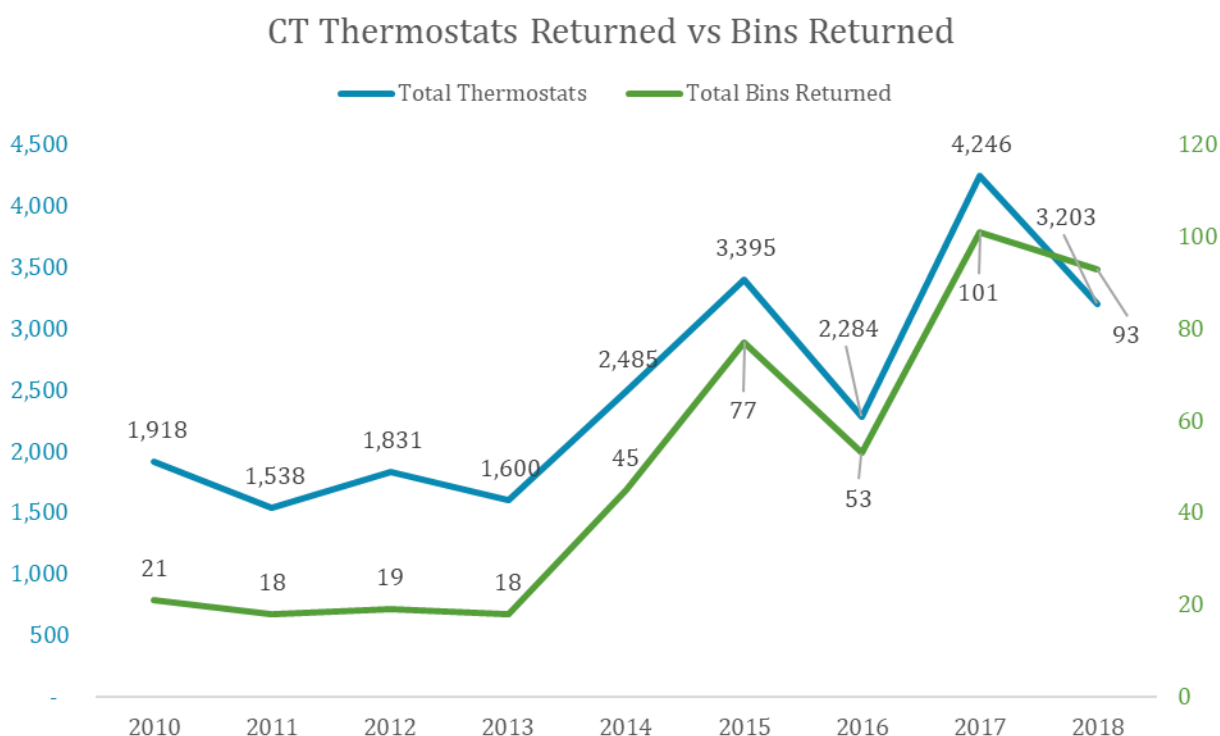
Figure 3.8 below illustrates thermostat collection relative to other New England States. Returns in thermostats declined in 2018 from 2017 by 25% in Connecticut, following trends in Vermont, Maine and New Hampshire last year. Collections in Massachusetts and Rhode Island showed dramatic increases in collections.

**FIGURE 3.8: THERMOSTAT COLLECTION RELATIVE TO PEER NEW ENGLAND STATES**



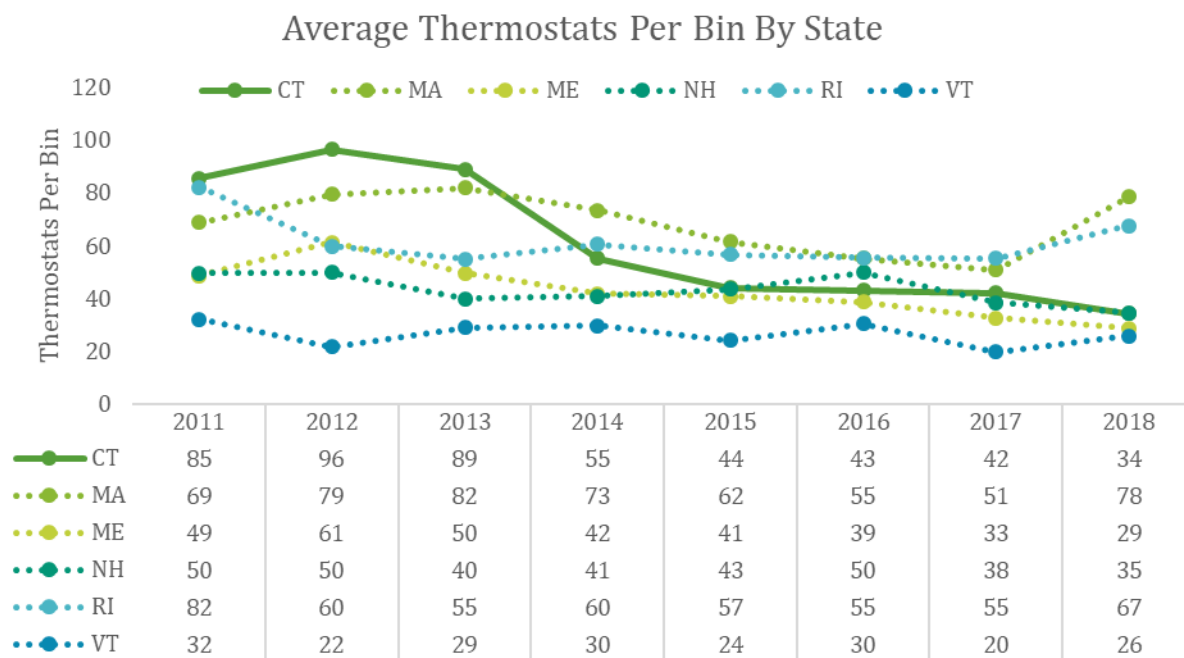
Thermostats and bins returned are two metrics measuring program performance that are related yet independent. In 2010-2013, the number of thermostats returned fluctuated slightly while the number of bins returned was mostly static. In 2014, after Connecticut's policy implementation in 2013, both thermostats and bins returned increased nearly linearly. As seen previously, CT thermostats declined significantly in 2018, and bin returns also decreased, however only by 8%, a smaller relative percentage. Figure 3.9 shows bins returned and thermostat collections concomitantly by year so relative rates of increase and decrease can be observed.

**FIGURE 3.9: COMPARISON OF THERMOSTATS RETURNED VS BINS RECEIVED**



The average quantity of thermostats per bin is graphed in Figure 3.10 below, which illustrates the relationship more clearly between increased bins returned and increased thermostat returns. The number of thermostats per bin was steady in CT between 2015 and 2017, however that rate dropped in 2018 as each bin on average provided fewer thermostats. In Massachusetts, Rhode Island and Vermont, the number of thermostats collected per bin returned increased in 2018, while Maine and New Hampshire rates declined similar to Connecticut.

**FIGURE 3.10: AVERAGE NUMBER THERMOSTATS PER BIN RELATIVE TO PEER STATES**



# Conclusions

## Results after Year 5 of Mandatory TRC Program in Connecticut

In 2018, the key metric of thermostats collected was dramatically lower than in 2017. However, 2017 represented a spike in performance, largely as a result of one channel partner's participation. Even with that anomaly, the 2018 program was only 8% lower than the 2017 program in terms of getting bins collected. However, the collected bins failed to deliver thermostats on a scale comparable to 2017, augmented by the fact that the number of thermostats in the bins was lower on average. 2018 trends were not unique to Connecticut, however, as the national average for thermostat collections in mandated state programs dropped by 7% in 2018.

Channel partner participation was moderate in 2017 overall, and roughly on par with the average of other mandatory state programs. In 2018, the rate of participation amongst Connecticut channel partners lowered slightly to 28%. This rate was higher than the weighted average rate by state, which only reached 23% of total channel partners. Three organizations were responsible for nearly one-third of all collected in 2018 in Connecticut. Sid Harvey Industries, R. E. Michel Company and Plimpton & Hills Corp collectively returned 967 thermostats out of the state's total of 3,203.

The largest single contributing factor to the difference between 2018 and 2017 program performance in Connecticut is The Tower Equipment Company Inc.'s submission of 25 bins and 904 thermostats in 2017 followed by 3 bins and 57 thermostats submitted in 2018. The rate of thermostat submissions in 2017 was an abnormally large return for this wholesaler which did not return any thermostats the previous year and averaging 3 bins and 189 thermostats between 2013-2015. If the 2017 batch of thermostats reflects unsold stockpiled inventory, it is not attributable in large part to thermostats which were removed from service and may 'skew' 2017 performance.

The results lead to the conclusion that site visits and in-person interactions matter. The coincidence of February and March site visits and bin returns in Connecticut is evident in Figure 2.7, suggesting that this outreach approach has a demonstrable impact on participation of partners, and should be continued. 'Miss You' calls are directed at locations which have not participated recently. While calls were place at three different times in the year, March and July calls appear to be linked and possibly influential for some returns, however November participation was very low, suggesting those calls had limited impact.

The smaller number of 2018 thermostats may be partially attributable to a carryover effect from 2017. It is possible the decrease in 2018 collections was in part due to the increase in 2017 returns, and when looking at larger trends year-over-year, this explanation seems plausible; 2018 collection quantities were high relative to years in comparison to years prior to 2017. This conclusion points to the impact of participation by individual channel partners as previously identified.

--

*RRS has reviewed the data, vetted numbers for accuracy, and verifies the information and data presented in this report is accurate and consistent with the reported numbers.*



## HOW MERCURY THERMOSTAT WASTE IS HANDLED

### WASTE MERCURY-ADDED THERMOSTAT MANAGEMENT THROUGH VEOLIA ES TECHNICAL SOLUTIONS, LLC.

Beginning December 19, 2016, bins with waste mercury-switch thermostats were received at a new fulfillment/inventory center in Port Washington, Wisconsin (WIR000130591). The facility is owned and operated by Veolia ES Technical Solutions, L.L.C. (Veolia) under contract with TRC.

All recycling containers, including pails and bins are received at the loading dock and sent to the TRC inventory area. The bin and plastic liner are opened and the contents are identified, sorted, and tallied. The following data is recorded for each bin returned and processed: bin number, business name (location name), city, state, zip code, date returned, number of thermostats and mercury switches by manufacturer and any non-conforming material.

The containers are returned to the location that sent it in with a new prepaid address label within 72 hours of receipt. The thermostats are stored and staged in a plastic lined carton in a storage area for final processing. The containers are dated and processed in order received, first in-first out.

The thermostats and any loose bulb collected from the bins are consolidated into a special 55-gallon drum which is labeled and dated according to regulations. The drum is sealed with a band and is only opened when contents are being added to it. Special negative pressure venting assures any fumes are captured and vented when the drum is opened.

The 55-gallon drum is then shipped to Veolia's mercury recovery facility (WID988566543) for final processing of the mercury ampoules (switches) Veolia Environmental Services meets or exceeds all local, state, federal and EPA regulations for the management of the product.

The containers are returned from the storage area to the mercury recovery processing area to have the mercury bulbs removed from the plastic housing. Universal Waste Regulations require the recycling and disposal of waste within 12 months of acceptance at the processing facility.

Small quantities of thermostats are removed from the container, which is then closed again, a spillage. The bulbs are removed from the thermostats and placed into processing vessel at the work station. Once the processing vessel is full, the vessel is loaded into the mercury recovery retort oven.

If a bulb breaks and the mercury spills, the work area is designed to contain the spillage and the operators are trained in the clean-up and disposal of mercury. The TRC inventory

and processing areas are equipped with special mercury vacuum cleaners and the work area is vacuumed at the end of the work day to assure that any spillage is cleaned up and not left to evaporate.

Veolia meets or exceeds all local, state, federal and EPA regulations for the management of the product. The mercury recovery facility and process are permitted by the Wisconsin Department of Natural Resources. Veolia's approvals for mercury recovery/recycling include:

- EPA - identification WID988566543
- Hazardous Waste Storage License #6008
- Hazardous Waste Treatment License (Mercury Recovery Operations) #4585
- Air Operation Permit #246076050-S01
- Storm Water General Permit #WI-S067857-4

In addition to the regulatory permits, both Veolia Port Washington facilities have developed and maintains management systems in accordance with ISO 14001-2004, OHSAS 18001-2007, and Responsible Recycling (R2:2013) Practice. All persons who handle mercury thermostats as part of the TRC operation receive training in the handling of Hazardous Waste and Universal Waste.

The mercury containing ampules are retorted at Veolia's Port Washington Mineral Springs facility. The mercury is removed during the retort process. The post retort debris consists of broken glass ampules. The debris is tested for residual mercury to document the removal of the mercury to levels below the US EPA Land Disposal Restriction (LDR) levels. The debris is then disposal of as a non-hazardous solid waste at Advanced Disposal Glacier Ridge Landfill, LLC in Horicon, Wisconsin.

A site evaluation of the Veolia Processing Center in Port Washington, WI was conducted by TRC staffer, Danielle Myers, in early October 2017. From this audit, a new design flow for processing bins was discovered, as well as more efficient ways to return bins back to participating facilities and contractors. Updates to packaging instructions were also a result, and will include new marketing collateral, incentives, and small pails.

**Burdette Smith & Bish LLC**

4035 Ridge Top Road, Suite 550  
Fairfax, VA 22030-7411  
703-591-5200

September 25, 2018

Thermostat Recycling Corporation  
500 Office Center Drive No. 400  
Fort Washington, PA 19034

Thermostat Recycling Corporation:

Enclosed is the 2017 Exempt Organization return, as follows...

2017 Form 990

Each original should be dated, signed and filed in accordance with the filing instructions. The copy should be retained for your files.

We sincerely appreciate the opportunity to serve you. Tax, financial and estate planning are important considerations year-round. Please contact us if you have any questions concerning the tax returns or for guidance on these critical issues. Also, if any of your friends and colleagues need tax assistance, please send them our way. Have a great year!

Very truly yours,

Jeffrey A. Smith, CPA

# TAX RETURN FILING INSTRUCTIONS

FORM 990

**FOR THE YEAR ENDING**

December 31, 2017

---

**Prepared For:**

Thermostat Recycling Corporation  
500 Office Center Drive No. 400  
Fort Washington, PA 19034

---

**Prepared By:**

Burdette Smith & Bish LLC  
4035 Ridge Top Road, Suite 550  
Fairfax, VA 22030-7411  
703-591-5200

---

**Amount Due or Refund:**

Not applicable

---

**Make Check Payable To:**

Not applicable

---

**Mail Tax Return and Check (if applicable) To:**

Not applicable

---

**Return Must be Mailed On or Before:**

Not applicable

---

**Special Instructions:**

This return has qualified for electronic filing. After you have reviewed the return for completeness and accuracy, please sign, date and return Form 8879-EO to our office. We will transmit the return electronically to the IRS and no further action is required. Return Form 8879-EO to us by November 15, 2018

Form **8879-EO****IRS e-file Signature Authorization  
for an Exempt Organization**

OMB No. 1545-1878

Department of the Treasury  
Internal Revenue Service

For calendar year 2017, or fiscal year beginning \_\_\_\_\_, 2017, and ending \_\_\_\_\_, 20\_\_\_\_

**2017**▶ **Do not send to the IRS. Keep for your records.**▶ **Go to [www.irs.gov/Form8879EO](http://www.irs.gov/Form8879EO) for the latest information.**

Name of exempt organization

Employer identification number

**THERMOSTAT RECYCLING CORPORATION****54-1830284**

Name and title of officer

**RYAN KISCADEN****EXECUTIVE DIRECTOR****Part I Type of Return and Return Information** (Whole Dollars Only)

Check the box for the return for which you are using this Form 8879-EO and enter the applicable amount, if any, from the return. If you check the box on line **1a**, **2a**, **3a**, **4a**, or **5a**, below, and the amount on that line for the return being filed with this form was blank, then leave line **1b**, **2b**, **3b**, **4b**, or **5b**, whichever is applicable, blank (do not enter -0-). But, if you entered -0- on the return, then enter -0- on the applicable line below. **Do not** complete more than 1 line in Part I.

<b>1a</b> Form 990 check here ▶ <input checked="" type="checkbox"/>	<b>b Total revenue</b> , if any (Form 990, Part VIII, column (A), line 12) .....	<b>1b</b> <u>3,021,756.</u>
<b>2a</b> Form 990-EZ check here ▶ <input type="checkbox"/>	<b>b Total revenue</b> , if any (Form 990-EZ, line 9) .....	<b>2b</b> _____
<b>3a</b> Form 1120-POL check here ▶ <input type="checkbox"/>	<b>b Total tax</b> (Form 1120-POL, line 22) .....	<b>3b</b> _____
<b>4a</b> Form 990-PF check here ▶ <input type="checkbox"/>	<b>b Tax based on investment income</b> (Form 990-PF, Part VI, line 5) .....	<b>4b</b> _____
<b>5a</b> Form 8868 check here ▶ <input type="checkbox"/>	<b>b Balance Due</b> (Form 8868, line 3c) .....	<b>5b</b> _____

**Part II Declaration and Signature Authorization of Officer**

Under penalties of perjury, I declare that I am an officer of the above organization and that I have examined a copy of the organization's 2017 electronic return and accompanying schedules and statements and to the best of my knowledge and belief, they are true, correct, and complete. I further declare that the amount in Part I above is the amount shown on the copy of the organization's electronic return. I consent to allow my intermediate service provider, transmitter, or electronic return originator (ERO) to send the organization's return to the IRS and to receive from the IRS (a) an acknowledgement of receipt or reason for rejection of the transmission, (b) the reason for any delay in processing the return or refund, and (c) the date of any refund. If applicable, I authorize the U.S. Treasury and its designated Financial Agent to initiate an electronic funds withdrawal (direct debit) entry to the financial institution account indicated in the tax preparation software for payment of the organization's federal taxes owed on this return, and the financial institution to debit the entry to this account. To revoke a payment, I must contact the U.S. Treasury Financial Agent at 1-888-353-4537 no later than 2 business days prior to the payment (settlement) date. I also authorize the financial institutions involved in the processing of the electronic payment of taxes to receive confidential information necessary to answer inquiries and resolve issues related to the payment. I have selected a personal identification number (PIN) as my signature for the organization's electronic return and, if applicable, the organization's consent to electronic funds withdrawal.

**Officer's PIN: check one box only**

☒ I authorize **BURDETTE SMITH & BISH LLC** to enter my PIN **22314**  
 ERO firm name Enter five numbers, but do not enter all zeros

as my signature on the organization's tax year 2017 electronically filed return. If I have indicated within this return that a copy of the return is being filed with a state agency(ies) regulating charities as part of the IRS Fed/State program, I also authorize the aforementioned ERO to enter my PIN on the return's disclosure consent screen.

☐ As an officer of the organization, I will enter my PIN as my signature on the organization's tax year 2017 electronically filed return. If I have indicated within this return that a copy of the return is being filed with a state agency(ies) regulating charities as part of the IRS Fed/State program, I will enter my PIN on the return's disclosure consent screen.

Officer's signature ▶ \_\_\_\_\_ Date ▶ \_\_\_\_\_

**Part III Certification and Authentication**

**ERO's EFIN/PIN.** Enter your six-digit electronic filing identification number (EFIN) followed by your five-digit self-selected PIN.

**54409522314****Do not enter all zeros**

I certify that the above numeric entry is my PIN, which is my signature on the 2017 electronically filed return for the organization indicated above. I confirm that I am submitting this return in accordance with the requirements of **Pub. 4163**, Modernized e-File (MeF) Information for Authorized IRS e-file Providers for Business Returns.

ERO's signature ▶ \_\_\_\_\_ Date ▶ \_\_\_\_\_

**ERO Must Retain This Form - See Instructions**  
**Do Not Submit This Form to the IRS Unless Requested To Do So**

LHA For Paperwork Reduction Act Notice, see instructions.

Form **8879-EO** (2017)

Form **990**Department of the Treasury  
Internal Revenue Service**Return of Organization Exempt From Income Tax**

Under section 501(c), 527, or 4947(a)(1) of the Internal Revenue Code (except private foundations)

▶ Do not enter social security numbers on this form as it may be made public.

▶ Go to [www.irs.gov/Form990](http://www.irs.gov/Form990) for instructions and the latest information.

OMB No. 1545-0047

**2017**  
Open to Public  
Inspection**A For the 2017 calendar year, or tax year beginning and ending****B** Check if applicable:

- ☐ Address change  
☐ Name change  
☐ Initial return  
☐ Final return/terminated  
☐ Amended return  
☐ Application pending

**C** Name of organization**THERMOSTAT RECYCLING CORPORATION**Doing business as **TRC**

Number and street (or P.O. box if mail is not delivered to street address)

**500 OFFICE CENTER DRIVE**

Room/suite

**400**

City or town, state or province, country, and ZIP or foreign postal code

**FORT WASHINGTON, PA 19034****F** Name and address of principal officer: **RYAN KISCADEN****SAME AS C ABOVE****D** Employer identification number**54-1830284****E** Telephone number**888-266-0550****G** Gross receipts \$ **3,021,756.****H(a)** Is this a group returnfor subordinates? ..... ☐ Yes ☒ No**H(b)** Are all subordinates included? ☐ Yes ☐ No

If "No," attach a list. (see instructions)

**H(c)** Group exemption number ▶**I** Tax-exempt status: ☐ 501(c)(3) ☒ 501(c) ( **6** ) ◀ (insert no.) ☐ 4947(a)(1) or ☐ 527**J** Website: ▶ **WWW.THERMOSTAT-RECYCLE.ORG****K** Form of organization: ☒ Corporation ☐ Trust ☐ Association ☐ Other ▶**L** Year of formation: **1996** **M** State of legal domicile: **DE****Part I Summary**

<b>Activities &amp; Governance</b>	<b>1</b>	Briefly describe the organization's mission or most significant activities: <b>TO PROMOTE THE SAFE COLLECTION AND PROPER DISPOSAL OF MERCURY-CONTAINING THERMOSTATS.</b>
	<b>2</b>	Check this box <input type="checkbox"/> if the organization discontinued its operations or disposed of more than 25% of its net assets.
	<b>3</b>	Number of voting members of the governing body (Part VI, line 1a) ..... <b>3</b>
	<b>4</b>	Number of independent voting members of the governing body (Part VI, line 1b) ..... <b>3</b>
	<b>5</b>	Total number of individuals employed in calendar year 2017 (Part V, line 2a) ..... <b>4</b>
	<b>6</b>	Total number of volunteers (estimate if necessary) ..... <b>0</b>
	<b>7a</b>	Total unrelated business revenue from Part VIII, column (C), line 12 ..... <b>0.</b>
<b>7b</b>	Net unrelated business taxable income from Form 990-T, line 34 ..... <b>0.</b>	
<b>Revenue</b>	<b>8</b>	Contributions and grants (Part VIII, line 1h) ..... <b>0.</b>
	<b>9</b>	Program service revenue (Part VIII, line 2g) ..... <b>2,920,228.</b>
	<b>10</b>	Investment income (Part VIII, column (A), lines 3, 4, and 7d) ..... <b>285.</b>
	<b>11</b>	Other revenue (Part VIII, column (A), lines 5, 6d, 8c, 9c, 10c, and 11e) ..... <b>0.</b>
	<b>12</b>	Total revenue - add lines 8 through 11 (must equal Part VIII, column (A), line 12) ..... <b>2,920,513.</b>
	<b>12</b>	Total revenue - add lines 8 through 11 (must equal Part VIII, column (A), line 12) ..... <b>3,021,756.</b>
<b>Expenses</b>	<b>13</b>	Grants and similar amounts paid (Part IX, column (A), lines 1-3) ..... <b>0.</b>
	<b>14</b>	Benefits paid to or for members (Part IX, column (A), line 4) ..... <b>0.</b>
	<b>15</b>	Salaries, other compensation, employee benefits (Part IX, column (A), lines 5-10) ..... <b>334,899.</b>
	<b>16a</b>	Professional fundraising fees (Part IX, column (A), line 11e) ..... <b>0.</b>
	<b>b</b>	Total fundraising expenses (Part IX, column (D), line 25) ▶ <b>0.</b>
	<b>17</b>	Other expenses (Part IX, column (A), lines 11a-11d, 11f-24e) ..... <b>1,943,085.</b>
	<b>18</b>	Total expenses. Add lines 13-17 (must equal Part IX, column (A), line 25) ..... <b>2,277,984.</b>
<b>19</b>	Revenue less expenses. Subtract line 18 from line 12 ..... <b>642,529.</b>	
<b>19</b>	Revenue less expenses. Subtract line 18 from line 12 ..... <b>118,929.</b>	
<b>Net Assets or Fund Balances</b>	<b>20</b>	Total assets (Part X, line 16) ..... <b>1,263,712.</b>
	<b>21</b>	Total liabilities (Part X, line 26) ..... <b>366,386.</b>
	<b>22</b>	Net assets or fund balances. Subtract line 21 from line 20 ..... <b>897,326.</b>
<b>22</b>	Net assets or fund balances. Subtract line 21 from line 20 ..... <b>1,016,255.</b>	

**Part II Signature Block**

Under penalties of perjury, I declare that I have examined this return, including accompanying schedules and statements, and to the best of my knowledge and belief, it is true, correct, and complete. Declaration of preparer (other than officer) is based on all information of which preparer has any knowledge.

<b>Sign Here</b>	Signature of officer	Date			
	<b>RYAN KISCADEN, EXECUTIVE DIRECTOR</b> Type or print name and title				
<b>Paid Preparer Use Only</b>	Print/Type preparer's name <b>JEFFREY A. SMITH, CPA</b>	Preparer's signature	Date	Check <input type="checkbox"/> if self-employed	PTIN <b>P00139935</b>
	Firm's name ▶ <b>BURDETTE SMITH &amp; BISH LLC</b>	Firm's EIN ▶ <b>45-4037800</b>	Phone no. <b>703-591-5200</b>		
Firm's address ▶ <b>4035 RIDGE TOP ROAD, SUITE 550 FAIRFAX, VA 22030-7411</b>					

May the IRS discuss this return with the preparer shown above? (see instructions) ☒ Yes ☐ No

**Part III** Statement of Program Service AccomplishmentsCheck if Schedule O contains a response or note to any line in this Part III ☒ **X****1** Briefly describe the organization's mission:

**THE THERMOSTAT RECYCLING CORPORATION (TRC) IS A NON-PROFIT ORGANIZATION THAT FACILITATES AND MANAGES THE COLLECTION AND PROPER DISPOSAL OF MERCURY-CONTAINING THERMOSTATS.**

**2** Did the organization undertake any significant program services during the year which were not listed on the prior Form 990 or 990-EZ? ☒ **X** Yes ☐ No

If "Yes," describe these new services on Schedule O.

**3** Did the organization cease conducting, or make significant changes in how it conducts, any program services? ☐ Yes ☒ **X** No

If "Yes," describe these changes on Schedule O.

**4** Describe the organization's program service accomplishments for each of its three largest program services, as measured by expenses.

Section 501(c)(3) and 501(c)(4) organizations are required to report the amount of grants and allocations to others, the total expenses, and revenue, if any, for each program service reported.

**4a** (Code: ) (Expenses \$ **2,670,601.** including grants of \$ ) (Revenue \$ **3,020,998.** )  
**TRC FACILITATES THE PROPER MANAGEMENT OF WASTE MERCURY THERMOSTATS BY PROVIDING RECYCLING CONTAINERS FOR THE COLLECTION AND TRANSPORT OF WASTE MERCURY THERMOSTATS TO ELIGIBLE COLLECTION SITES IN ALL U.S. STATES EXCEPT ALASKA AND HAWAII. TRC ALSO CONDUCTS AN EDUCATIONAL CAMPAIGN PROMOTING THE PROPER MANAGEMENT OF WASTE MERCURY THERMOSTATS. SINCE TRC'S FOUNDING, TRC HAS COLLECTED OVER 2,400,000 MERCURY-CONTAINING THERMOSTATS WHICH HAS KEPT 11 TONS OF MERCURY OUT OF THE WASTE SYSTEM.**

**4b** (Code: ) (Expenses \$ including grants of \$ ) (Revenue \$ )

**4c** (Code: ) (Expenses \$ including grants of \$ ) (Revenue \$ )

**4d** Other program services (Describe in Schedule O.)

(Expenses \$ including grants of \$ ) (Revenue \$ )

**4e** Total program service expenses **2,670,601.**

**Part IV Checklist of Required Schedules**

	Yes	No
<b>1</b> Is the organization described in section 501(c)(3) or 4947(a)(1) (other than a private foundation)? <i>If "Yes," complete Schedule A</i>		<b>X</b>
<b>2</b> Is the organization required to complete <i>Schedule B, Schedule of Contributors</i> ?		<b>X</b>
<b>3</b> Did the organization engage in direct or indirect political campaign activities on behalf of or in opposition to candidates for public office? <i>If "Yes," complete Schedule C, Part I</i>		<b>X</b>
<b>4</b> <b>Section 501(c)(3) organizations.</b> Did the organization engage in lobbying activities, or have a section 501(h) election in effect during the tax year? <i>If "Yes," complete Schedule C, Part II</i>		
<b>5</b> Is the organization a section 501(c)(4), 501(c)(5), or 501(c)(6) organization that receives membership dues, assessments, or similar amounts as defined in Revenue Procedure 98-19? <i>If "Yes," complete Schedule C, Part III</i>	<b>X</b>	
<b>6</b> Did the organization maintain any donor advised funds or any similar funds or accounts for which donors have the right to provide advice on the distribution or investment of amounts in such funds or accounts? <i>If "Yes," complete Schedule D, Part I</i>		<b>X</b>
<b>7</b> Did the organization receive or hold a conservation easement, including easements to preserve open space, the environment, historic land areas, or historic structures? <i>If "Yes," complete Schedule D, Part II</i>		<b>X</b>
<b>8</b> Did the organization maintain collections of works of art, historical treasures, or other similar assets? <i>If "Yes," complete Schedule D, Part III</i>		<b>X</b>
<b>9</b> Did the organization report an amount in Part X, line 21, for escrow or custodial account liability, serve as a custodian for amounts not listed in Part X; or provide credit counseling, debt management, credit repair, or debt negotiation services? <i>If "Yes," complete Schedule D, Part IV</i>		<b>X</b>
<b>10</b> Did the organization, directly or through a related organization, hold assets in temporarily restricted endowments, permanent endowments, or quasi-endowments? <i>If "Yes," complete Schedule D, Part V</i>		<b>X</b>
<b>11</b> If the organization's answer to any of the following questions is "Yes," then complete Schedule D, Parts VI, VII, VIII, IX, or X as applicable.		
<b>a</b> Did the organization report an amount for land, buildings, and equipment in Part X, line 10? <i>If "Yes," complete Schedule D, Part VI</i>	<b>X</b>	
<b>b</b> Did the organization report an amount for investments - other securities in Part X, line 12 that is 5% or more of its total assets reported in Part X, line 16? <i>If "Yes," complete Schedule D, Part VII</i>		<b>X</b>
<b>c</b> Did the organization report an amount for investments - program related in Part X, line 13 that is 5% or more of its total assets reported in Part X, line 16? <i>If "Yes," complete Schedule D, Part VIII</i>		<b>X</b>
<b>d</b> Did the organization report an amount for other assets in Part X, line 15 that is 5% or more of its total assets reported in Part X, line 16? <i>If "Yes," complete Schedule D, Part IX</i>		<b>X</b>
<b>e</b> Did the organization report an amount for other liabilities in Part X, line 25? <i>If "Yes," complete Schedule D, Part X</i>		<b>X</b>
<b>f</b> Did the organization's separate or consolidated financial statements for the tax year include a footnote that addresses the organization's liability for uncertain tax positions under FIN 48 (ASC 740)? <i>If "Yes," complete Schedule D, Part X</i>	<b>X</b>	
<b>12a</b> Did the organization obtain separate, independent audited financial statements for the tax year? <i>If "Yes," complete Schedule D, Parts XI and XII</i>	<b>X</b>	
<b>b</b> Was the organization included in consolidated, independent audited financial statements for the tax year? <i>If "Yes," and if the organization answered "No" to line 12a, then completing Schedule D, Parts XI and XII is optional</i>		<b>X</b>
<b>13</b> Is the organization a school described in section 170(b)(1)(A)(ii)? <i>If "Yes," complete Schedule E</i>		<b>X</b>
<b>14a</b> Did the organization maintain an office, employees, or agents outside of the United States?		<b>X</b>
<b>b</b> Did the organization have aggregate revenues or expenses of more than \$10,000 from grantmaking, fundraising, business, investment, and program service activities outside the United States, or aggregate foreign investments valued at \$100,000 or more? <i>If "Yes," complete Schedule F, Parts I and IV</i>		<b>X</b>
<b>15</b> Did the organization report on Part IX, column (A), line 3, more than \$5,000 of grants or other assistance to or for any foreign organization? <i>If "Yes," complete Schedule F, Parts II and IV</i>		<b>X</b>
<b>16</b> Did the organization report on Part IX, column (A), line 3, more than \$5,000 of aggregate grants or other assistance to or for foreign individuals? <i>If "Yes," complete Schedule F, Parts III and IV</i>		<b>X</b>
<b>17</b> Did the organization report a total of more than \$15,000 of expenses for professional fundraising services on Part IX, column (A), lines 6 and 11e? <i>If "Yes," complete Schedule G, Part I</i>		<b>X</b>
<b>18</b> Did the organization report more than \$15,000 total of fundraising event gross income and contributions on Part VIII, lines 1c and 8a? <i>If "Yes," complete Schedule G, Part II</i>		<b>X</b>
<b>19</b> Did the organization report more than \$15,000 of gross income from gaming activities on Part VIII, line 9a? <i>If "Yes," complete Schedule G, Part III</i>		<b>X</b>



**Part IV Checklist of Required Schedules** (continued)

	Yes	No
<b>20a</b> Did the organization operate one or more hospital facilities? <i>If "Yes," complete Schedule H</i> .....		<b>X</b>
<b>b</b> If "Yes" to line 20a, did the organization attach a copy of its audited financial statements to this return? .....		
<b>21</b> Did the organization report more than \$5,000 of grants or other assistance to any domestic organization or domestic government on Part IX, column (A), line 1? <i>If "Yes," complete Schedule I, Parts I and II</i> .....		<b>X</b>
<b>22</b> Did the organization report more than \$5,000 of grants or other assistance to or for domestic individuals on Part IX, column (A), line 2? <i>If "Yes," complete Schedule I, Parts I and III</i> .....		<b>X</b>
<b>23</b> Did the organization answer "Yes" to Part VII, Section A, line 3, 4, or 5 about compensation of the organization's current and former officers, directors, trustees, key employees, and highest compensated employees? <i>If "Yes," complete Schedule J</i> .....		<b>X</b>
<b>24a</b> Did the organization have a tax-exempt bond issue with an outstanding principal amount of more than \$100,000 as of the last day of the year, that was issued after December 31, 2002? <i>If "Yes," answer lines 24b through 24d and complete Schedule K. If "No," go to line 25a</i> .....		<b>X</b>
<b>b</b> Did the organization invest any proceeds of tax-exempt bonds beyond a temporary period exception? .....		
<b>c</b> Did the organization maintain an escrow account other than a refunding escrow at any time during the year to defease any tax-exempt bonds? .....		
<b>d</b> Did the organization act as an "on behalf of" issuer for bonds outstanding at any time during the year? .....		
<b>25a</b> <b>Section 501(c)(3), 501(c)(4), and 501(c)(29) organizations.</b> Did the organization engage in an excess benefit transaction with a disqualified person during the year? <i>If "Yes," complete Schedule L, Part I</i> .....		
<b>b</b> Is the organization aware that it engaged in an excess benefit transaction with a disqualified person in a prior year, and that the transaction has not been reported on any of the organization's prior Forms 990 or 990-EZ? <i>If "Yes," complete Schedule L, Part I</i> .....		
<b>26</b> Did the organization report any amount on Part X, line 5, 6, or 22 for receivables from or payables to any current or former officers, directors, trustees, key employees, highest compensated employees, or disqualified persons? <i>If "Yes," complete Schedule L, Part II</i> .....		<b>X</b>
<b>27</b> Did the organization provide a grant or other assistance to an officer, director, trustee, key employee, substantial contributor or employee thereof, a grant selection committee member, or to a 35% controlled entity or family member of any of these persons? <i>If "Yes," complete Schedule L, Part III</i> .....		<b>X</b>
<b>28</b> Was the organization a party to a business transaction with one of the following parties (see Schedule L, Part IV instructions for applicable filing thresholds, conditions, and exceptions):		
<b>a</b> A current or former officer, director, trustee, or key employee? <i>If "Yes," complete Schedule L, Part IV</i> .....		<b>X</b>
<b>b</b> A family member of a current or former officer, director, trustee, or key employee? <i>If "Yes," complete Schedule L, Part IV</i> .....		<b>X</b>
<b>c</b> An entity of which a current or former officer, director, trustee, or key employee (or a family member thereof) was an officer, director, trustee, or direct or indirect owner? <i>If "Yes," complete Schedule L, Part IV</i> .....		<b>X</b>
<b>29</b> Did the organization receive more than \$25,000 in non-cash contributions? <i>If "Yes," complete Schedule M</i> .....		<b>X</b>
<b>30</b> Did the organization receive contributions of art, historical treasures, or other similar assets, or qualified conservation contributions? <i>If "Yes," complete Schedule M</i> .....		<b>X</b>
<b>31</b> Did the organization liquidate, terminate, or dissolve and cease operations? <i>If "Yes," complete Schedule N, Part I</i> .....		<b>X</b>
<b>32</b> Did the organization sell, exchange, dispose of, or transfer more than 25% of its net assets? <i>If "Yes," complete Schedule N, Part II</i> .....		<b>X</b>
<b>33</b> Did the organization own 100% of an entity disregarded as separate from the organization under Regulations sections 301.7701-2 and 301.7701-3? <i>If "Yes," complete Schedule R, Part I</i> .....		<b>X</b>
<b>34</b> Was the organization related to any tax-exempt or taxable entity? <i>If "Yes," complete Schedule R, Part II, III, or IV, and Part V, line 1</i> .....		<b>X</b>
<b>35a</b> Did the organization have a controlled entity within the meaning of section 512(b)(13)? .....		<b>X</b>
<b>b</b> If "Yes" to line 35a, did the organization receive any payment from or engage in any transaction with a controlled entity within the meaning of section 512(b)(13)? <i>If "Yes," complete Schedule R, Part V, line 2</i> .....		
<b>36</b> <b>Section 501(c)(3) organizations.</b> Did the organization make any transfers to an exempt non-charitable related organization? <i>If "Yes," complete Schedule R, Part V, line 2</i> .....		
<b>37</b> Did the organization conduct more than 5% of its activities through an entity that is not a related organization and that is treated as a partnership for federal income tax purposes? <i>If "Yes," complete Schedule R, Part VI</i> .....		<b>X</b>
<b>38</b> Did the organization complete Schedule O and provide explanations in Schedule O for Part VI, lines 11b and 19? <b>Note.</b> All Form 990 filers are required to complete Schedule O .....	<b>X</b>	

**Part V** Statements Regarding Other IRS Filings and Tax ComplianceCheck if Schedule O contains a response or note to any line in this Part V ☐

		Yes	No
<b>1a</b>	Enter the number reported in Box 3 of Form 1096. Enter -0- if not applicable	<b>1a</b>	14
<b>b</b>	Enter the number of Forms W-2G included in line 1a. Enter -0- if not applicable	<b>1b</b>	0
<b>c</b>	Did the organization comply with backup withholding rules for reportable payments to vendors and reportable gaming (gambling) winnings to prize winners?	<b>1c</b>	X
<b>2a</b>	Enter the number of employees reported on Form W-3, Transmittal of Wage and Tax Statements, filed for the calendar year ending with or within the year covered by this return	<b>2a</b>	4
<b>b</b>	If at least one is reported on line 2a, did the organization file all required federal employment tax returns? <b>Note.</b> If the sum of lines 1a and 2a is greater than 250, you may be required to e-file (see instructions)	<b>2b</b>	X
<b>3a</b>	Did the organization have unrelated business gross income of \$1,000 or more during the year?	<b>3a</b>	X
<b>b</b>	If "Yes," has it filed a Form 990-T for this year? If "No," to line 3b, provide an explanation in Schedule O	<b>3b</b>	
<b>4a</b>	At any time during the calendar year, did the organization have an interest in, or a signature or other authority over, a financial account in a foreign country (such as a bank account, securities account, or other financial account)?	<b>4a</b>	X
<b>b</b>	If "Yes," enter the name of the foreign country: See instructions for filing requirements for FinCEN Form 114, Report of Foreign Bank and Financial Accounts (FBAR).		
<b>5a</b>	Was the organization a party to a prohibited tax shelter transaction at any time during the tax year?	<b>5a</b>	X
<b>b</b>	Did any taxable party notify the organization that it was or is a party to a prohibited tax shelter transaction?	<b>5b</b>	X
<b>c</b>	If "Yes," to line 5a or 5b, did the organization file Form 8886-T?	<b>5c</b>	
<b>6a</b>	Does the organization have annual gross receipts that are normally greater than \$100,000, and did the organization solicit any contributions that were not tax deductible as charitable contributions?	<b>6a</b>	X
<b>b</b>	If "Yes," did the organization include with every solicitation an express statement that such contributions or gifts were not tax deductible?	<b>6b</b>	
<b>7</b>	<b>Organizations that may receive deductible contributions under section 170(c).</b>		
<b>a</b>	Did the organization receive a payment in excess of \$75 made partly as a contribution and partly for goods and services provided to the payor?	<b>7a</b>	
<b>b</b>	If "Yes," did the organization notify the donor of the value of the goods or services provided?	<b>7b</b>	
<b>c</b>	Did the organization sell, exchange, or otherwise dispose of tangible personal property for which it was required to file Form 8282?	<b>7c</b>	
<b>d</b>	If "Yes," indicate the number of Forms 8282 filed during the year	<b>7d</b>	
<b>e</b>	Did the organization receive any funds, directly or indirectly, to pay premiums on a personal benefit contract?	<b>7e</b>	X
<b>f</b>	Did the organization, during the year, pay premiums, directly or indirectly, on a personal benefit contract?	<b>7f</b>	X
<b>g</b>	If the organization received a contribution of qualified intellectual property, did the organization file Form 8899 as required?	<b>7g</b>	
<b>h</b>	If the organization received a contribution of cars, boats, airplanes, or other vehicles, did the organization file a Form 1098-C?	<b>7h</b>	
<b>8</b>	<b>Sponsoring organizations maintaining donor advised funds.</b> Did a donor advised fund maintained by the sponsoring organization have excess business holdings at any time during the year?	<b>8</b>	
<b>9</b>	<b>Sponsoring organizations maintaining donor advised funds.</b>		
<b>a</b>	Did the sponsoring organization make any taxable distributions under section 4966?	<b>9a</b>	
<b>b</b>	Did the sponsoring organization make a distribution to a donor, donor advisor, or related person?	<b>9b</b>	
<b>10</b>	<b>Section 501(c)(7) organizations.</b> Enter:		
<b>a</b>	Initiation fees and capital contributions included on Part VIII, line 12	<b>10a</b>	
<b>b</b>	Gross receipts, included on Form 990, Part VIII, line 12, for public use of club facilities	<b>10b</b>	
<b>11</b>	<b>Section 501(c)(12) organizations.</b> Enter:		
<b>a</b>	Gross income from members or shareholders	<b>11a</b>	
<b>b</b>	Gross income from other sources (Do not net amounts due or paid to other sources against amounts due or received from them.)	<b>11b</b>	
<b>12a</b>	<b>Section 4947(a)(1) non-exempt charitable trusts.</b> Is the organization filing Form 990 in lieu of Form 1041?	<b>12a</b>	
<b>b</b>	If "Yes," enter the amount of tax-exempt interest received or accrued during the year	<b>12b</b>	
<b>13</b>	<b>Section 501(c)(29) qualified nonprofit health insurance issuers.</b>		
<b>a</b>	Is the organization licensed to issue qualified health plans in more than one state? <b>Note.</b> See the instructions for additional information the organization must report on Schedule O.	<b>13a</b>	
<b>b</b>	Enter the amount of reserves the organization is required to maintain by the states in which the organization is licensed to issue qualified health plans	<b>13b</b>	
<b>c</b>	Enter the amount of reserves on hand	<b>13c</b>	
<b>14a</b>	Did the organization receive any payments for indoor tanning services during the tax year?	<b>14a</b>	X
<b>b</b>	If "Yes," has it filed a Form 720 to report these payments? If "No," provide an explanation in Schedule O	<b>14b</b>	

**Part VI Governance, Management, and Disclosure** For each "Yes" response to lines 2 through 7b below, and for a "No" response to line 8a, 8b, or 10b below, describe the circumstances, processes, or changes in Schedule O. See instructions.

Check if Schedule O contains a response or note to any line in this Part VI ☒

**Section A. Governing Body and Management**

	1a	1b	2	3	4	5	6	7a	7b	8a	8b	9	Yes	No
<b>1a</b> Enter the number of voting members of the governing body at the end of the tax year	3													
If there are material differences in voting rights among members of the governing body, or if the governing body delegated broad authority to an executive committee or similar committee, explain in Schedule O.														
<b>b</b> Enter the number of voting members included in line 1a, above, who are independent		3												
<b>2</b> Did any officer, director, trustee, or key employee have a family relationship or a business relationship with any other officer, director, trustee, or key employee?			2											X
<b>3</b> Did the organization delegate control over management duties customarily performed by or under the direct supervision of officers, directors, or trustees, or key employees to a management company or other person?				3										X
<b>4</b> Did the organization make any significant changes to its governing documents since the prior Form 990 was filed?					4									X
<b>5</b> Did the organization become aware during the year of a significant diversion of the organization's assets?						5								X
<b>6</b> Did the organization have members or stockholders?							6						X	
<b>7a</b> Did the organization have members, stockholders, or other persons who had the power to elect or appoint one or more members of the governing body?								7a					X	
<b>b</b> Are any governance decisions of the organization reserved to (or subject to approval by) members, stockholders, or persons other than the governing body?									7b					X
<b>8</b> Did the organization contemporaneously document the meetings held or written actions undertaken during the year by the following:														
<b>a</b> The governing body?										8a			X	
<b>b</b> Each committee with authority to act on behalf of the governing body?											8b		X	
<b>9</b> Is there any officer, director, trustee, or key employee listed in Part VII, Section A, who cannot be reached at the organization's mailing address? If "Yes," provide the names and addresses in Schedule O												9		X

**Section B. Policies** (This Section B requests information about policies not required by the Internal Revenue Code.)

	10a	10b	11a	11b	12a	12b	12c	13	14	15a	15b	16a	16b	Yes	No
<b>10a</b> Did the organization have local chapters, branches, or affiliates?															X
<b>b</b> If "Yes," did the organization have written policies and procedures governing the activities of such chapters, affiliates, and branches to ensure their operations are consistent with the organization's exempt purposes?															
<b>11a</b> Has the organization provided a complete copy of this Form 990 to all members of its governing body before filing the form?			11a											X	
<b>b</b> Describe in Schedule O the process, if any, used by the organization to review this Form 990.															
<b>12a</b> Did the organization have a written conflict of interest policy? If "No," go to line 13					12a									X	
<b>b</b> Were officers, directors, or trustees, and key employees required to disclose annually interests that could give rise to conflicts?						12b									X
<b>c</b> Did the organization regularly and consistently monitor and enforce compliance with the policy? If "Yes," describe in Schedule O how this was done							12c								X
<b>13</b> Did the organization have a written whistleblower policy?								13						X	
<b>14</b> Did the organization have a written document retention and destruction policy?									14					X	
<b>15</b> Did the process for determining compensation of the following persons include a review and approval by independent persons, comparability data, and contemporaneous substantiation of the deliberation and decision?															
<b>a</b> The organization's CEO, Executive Director, or top management official										15a				X	
<b>b</b> Other officers or key employees of the organization											15b			X	
If "Yes" to line 15a or 15b, describe the process in Schedule O (see instructions).															
<b>16a</b> Did the organization invest in, contribute assets to, or participate in a joint venture or similar arrangement with a taxable entity during the year?												16a			X
<b>b</b> If "Yes," did the organization follow a written policy or procedure requiring the organization to evaluate its participation in joint venture arrangements under applicable federal tax law, and take steps to safeguard the organization's exempt status with respect to such arrangements?													16b		

**Section C. Disclosure**

**17** List the states with which a copy of this Form 990 is required to be filed **CA, MT, IL**

**18** Section 6104 requires an organization to make its Forms 1023 (or 1024 if applicable), 990, and 990-T (Section 501(c)(3)s only) available for public inspection. Indicate how you made these available. Check all that apply.

☐ Own website ☐ Another's website ☒ Upon request ☐ Other (explain in Schedule O)

**19** Describe in Schedule O whether (and if so, how) the organization made its governing documents, conflict of interest policy, and financial statements available to the public during the tax year.

**20** State the name, address, and telephone number of the person who possesses the organization's books and records: **RYAN KISCADEN - 888-266-0550**  
**500 OFFICE CENTER DRIVE, STE 400, FORT WASHINGTON, PA 19034**



**Part VII** Section A. Officers, Directors, Trustees, Key Employees, and Highest Compensated Employees (continued)

(A) Name and title	(B) Average hours per week (list any hours for related organizations below line)	(C) Position (do not check more than one box, unless person is both an officer and a director/trustee)						(D) Reportable compensation from the organization (W-2/1099-MISC)	(E) Reportable compensation from related organizations (W-2/1099-MISC)	(F) Estimated amount of other compensation from the organization and related organizations
		Individual trustee or director	Institutional trustee	Officer	Key employee	Highest compensated employee	Former			
<b>1b Sub-total</b>								98,980.	0.	5,483.
<b>c Total from continuation sheets to Part VII, Section A</b>								0.	0.	0.
<b>d Total (add lines 1b and 1c)</b>								98,980.	0.	5,483.

**2** Total number of individuals (including but not limited to those listed above) who received more than \$100,000 of reportable compensation from the organization **0**

	Yes	No
<b>3</b> Did the organization list any <b>former</b> officer, director, or trustee, key employee, or highest compensated employee on line 1a? <i>If "Yes," complete Schedule J for such individual</i>		X
<b>4</b> For any individual listed on line 1a, is the sum of reportable compensation and other compensation from the organization and related organizations greater than \$150,000? <i>If "Yes," complete Schedule J for such individual</i>		X
<b>5</b> Did any person listed on line 1a receive or accrue compensation from any unrelated organization or individual for services rendered to the organization? <i>If "Yes," complete Schedule J for such person</i>		X

**Section B. Independent Contractors**

**1** Complete this table for your five highest compensated independent contractors that received more than \$100,000 of compensation from the organization. Report compensation for the calendar year ending with or within the organization's tax year.

(A) Name and business address	(B) Description of services	(C) Compensation
S. GRONER ASSOCIATES, INC., 100 W. BROADWAY, SUITE 290, LONG BEACH, CA 90802	MARKETING CONSULTING	621,909.
VEOLIA ES TECHNICAL SOLUTIONS, LLC, 215 S. PARK STREET, PORT WASHINGTON, WA 53074	ADMINISTRATIVE AND RECYCLING SERVICES	531,055.
GILLESPIE GROUP, 101 N. PROVIDENCE ROAD, WALLINGFORD, PA 19086	MARKETING & ADVERTISING	219,287.
FIRST PIER TECHNOLOGY PARTNERS, LLC, 217 COMMERCIAL ST, SUITE 300, PORTLAND, ME	OPERATIONS DATABASE AND MAINTENANCE	152,739.
CENTER FOR ECOTECHNOLOGY 112 ELM STREET, PITTSFIELD, MA 01201	ENERGY CODE COMPLIANCE SERVICES/	130,730.

**2** Total number of independent contractors (including but not limited to those listed above) who received more than \$100,000 of compensation from the organization **5**

**Part VIII Statement of Revenue**Check if Schedule O contains a response or note to any line in this Part VIII ☐

				(A) Total revenue	(B) Related or exempt function revenue	(C) Unrelated business revenue	(D) Revenue excluded from tax under sections 512 - 514
<b>Contributions, Gifts, Grants and Other Similar Amounts</b>	<b>1 a</b> Federated campaigns .....	<b>1a</b>					
	<b>b</b> Membership dues .....	<b>1b</b>					
	<b>c</b> Fundraising events .....	<b>1c</b>					
	<b>d</b> Related organizations .....	<b>1d</b>					
	<b>e</b> Government grants (contributions) .....	<b>1e</b>					
	<b>f</b> All other contributions, gifts, grants, and similar amounts not included above .....	<b>1f</b>					
	<b>g</b> Noncash contributions included in lines 1a-1f: \$ .....						
	<b>h Total.</b> Add lines 1a-1f .....						
<b>Program Service Revenue</b>	<b>2 a</b> <b>MEMBERSHIP DUES</b> .....	<b>Business Code</b>	900099	2,875,652.	2,875,652.		
	<b>b</b> <b>GOVERNMENT AFFAIRS</b> .....		900099	140,002.	140,002.		
	<b>c</b> <b>SITE PARTICIPATION FEE</b> .....		900099	5,344.	5,344.		
	<b>d</b> .....						
	<b>e</b> .....						
	<b>f</b> All other program service revenue .....						
	<b>g Total.</b> Add lines 2a-2f .....			3,020,998.			
	<b>3</b> Investment income (including dividends, interest, and other similar amounts) .....			758.			758.
<b>4</b> Income from investment of tax-exempt bond proceeds .....							
<b>5</b> Royalties .....							
<b>Other Revenue</b>	<b>6 a</b> Gross rents .....	(i) Real	(ii) Personal				
	<b>b</b> Less: rental expenses .....						
	<b>c</b> Rental income or (loss) .....						
	<b>d</b> Net rental income or (loss) .....						
	<b>7 a</b> Gross amount from sales of assets other than inventory .....	(i) Securities	(ii) Other				
	<b>b</b> Less: cost or other basis and sales expenses .....						
	<b>c</b> Gain or (loss) .....						
	<b>d</b> Net gain or (loss) .....						
	<b>8 a</b> Gross income from fundraising events (not including \$ _____ of contributions reported on line 1c). See Part IV, line 18 .....	<b>a</b>					
	<b>b</b> Less: direct expenses .....	<b>b</b>					
	<b>c</b> Net income or (loss) from fundraising events .....						
	<b>9 a</b> Gross income from gaming activities. See Part IV, line 19 .....	<b>a</b>					
	<b>b</b> Less: direct expenses .....	<b>b</b>					
	<b>c</b> Net income or (loss) from gaming activities .....						
	<b>10 a</b> Gross sales of inventory, less returns and allowances .....	<b>a</b>					
	<b>b</b> Less: cost of goods sold .....	<b>b</b>					
	<b>c</b> Net income or (loss) from sales of inventory .....						
	<b>Miscellaneous Revenue</b>			<b>Business Code</b>			
	<b>11 a</b> .....						
	<b>b</b> .....						
<b>c</b> .....							
<b>d</b> All other revenue .....							
<b>e Total.</b> Add lines 11a-11d .....							
<b>12 Total revenue.</b> See instructions. ....				3,021,756.	3,020,998.	0.	758.

**Part IX Statement of Functional Expenses**

Section 501(c)(3) and 501(c)(4) organizations must complete all columns. All other organizations must complete column (A).

Check if Schedule O contains a response or note to any line in this Part IX

☒ X

Do not include amounts reported on lines 6b, 7b, 8b, 9b, and 10b of Part VIII.	(A) Total expenses	(B) Program service expenses	(C) Management and general expenses	(D) Fundraising expenses
<b>1</b> Grants and other assistance to domestic organizations and domestic governments. See Part IV, line 21 ...				
<b>2</b> Grants and other assistance to domestic individuals. See Part IV, line 22 .....				
<b>3</b> Grants and other assistance to foreign organizations, foreign governments, and foreign individuals. See Part IV, lines 15 and 16 .....				
<b>4</b> Benefits paid to or for members .....				
<b>5</b> Compensation of current officers, directors, trustees, and key employees .....	104,463.			
<b>6</b> Compensation not included above, to disqualified persons (as defined under section 4958(f)(1)) and persons described in section 4958(c)(3)(B) .....				
<b>7</b> Other salaries and wages .....	137,104.			
<b>8</b> Pension plan accruals and contributions (include section 401(k) and 403(b) employer contributions)				
<b>9</b> Other employee benefits .....	13,489.			
<b>10</b> Payroll taxes .....	19,081.			
<b>11</b> Fees for services (non-employees):				
<b>a</b> Management .....				
<b>b</b> Legal .....	85,339.			
<b>c</b> Accounting .....	28,093.			
<b>d</b> Lobbying .....				
<b>e</b> Professional fundraising services. See Part IV, line 17				
<b>f</b> Investment management fees .....				
<b>g</b> Other. (If line 11g amount exceeds 10% of line 25, column (A) amount, list line 11g expenses on Sch. O.)	514,558.			
<b>12</b> Advertising and promotion .....	977,700.			
<b>13</b> Office expenses .....	18,303.			
<b>14</b> Information technology .....	114,394.			
<b>15</b> Royalties .....				
<b>16</b> Occupancy .....	67,464.			
<b>17</b> Travel .....	60,087.			
<b>18</b> Payments of travel or entertainment expenses for any federal, state, or local public officials				
<b>19</b> Conferences, conventions, and meetings .....				
<b>20</b> Interest .....				
<b>21</b> Payments to affiliates .....				
<b>22</b> Depreciation, depletion, and amortization .....	18,693.			
<b>23</b> Insurance .....	23,033.			
<b>24</b> Other expenses. Itemize expenses not covered above. (List miscellaneous expenses in line 24e. If line 24e amount exceeds 10% of line 25, column (A) amount, list line 24e expenses on Schedule O.)				
<b>a</b> RECYCLING SERVICES	583,829.			
<b>b</b> SPONSORSHIPS AND MEMBER	63,688.			
<b>c</b> COMMUNICATIONS	45,426.			
<b>d</b> INCENTIVE PAYMENTS	11,512.			
<b>e</b> All other expenses	16,571.			
<b>25</b> Total functional expenses. Add lines 1 through 24e	2,902,827.			
<b>26</b> Joint costs. Complete this line only if the organization reported in column (B) joint costs from a combined educational campaign and fundraising solicitation.				

Check here ☐ if following SOP 98-2 (ASC 958-720)

**Part X Balance Sheet**Check if Schedule O contains a response or note to any line in this Part X ☐

		(A) Beginning of year		(B) End of year
<b>Assets</b>	<b>1</b> Cash - non-interest-bearing .....	236,507.	<b>1</b>	917,150.
	<b>2</b> Savings and temporary cash investments .....	371,572.	<b>2</b>	175,470.
	<b>3</b> Pledges and grants receivable, net .....		<b>3</b>	
	<b>4</b> Accounts receivable, net .....	463,122.	<b>4</b>	13,395.
	<b>5</b> Loans and other receivables from current and former officers, directors, trustees, key employees, and highest compensated employees. Complete Part II of Schedule L .....		<b>5</b>	
	<b>6</b> Loans and other receivables from other disqualified persons (as defined under section 4958(f)(1)), persons described in section 4958(c)(3)(B), and contributing employers and sponsoring organizations of section 501(c)(9) voluntary employees' beneficiary organizations (see instr). Complete Part II of Sch L .....		<b>6</b>	
	<b>7</b> Notes and loans receivable, net .....		<b>7</b>	
	<b>8</b> Inventories for sale or use .....		<b>8</b>	
	<b>9</b> Prepaid expenses and deferred charges .....	165,085.	<b>9</b>	50,203.
	<b>10a</b> Land, buildings, and equipment: cost or other basis. Complete Part VI of Schedule D .....	<b>10a</b> 10,068.		
	<b>b</b> Less: accumulated depreciation .....	<b>10b</b> 8,647.	<b>10c</b>	1,421.
	<b>11</b> Investments - publicly traded securities .....		<b>11</b>	
	<b>12</b> Investments - other securities. See Part IV, line 11 .....		<b>12</b>	
	<b>13</b> Investments - program-related. See Part IV, line 11 .....		<b>13</b>	
	<b>14</b> Intangible assets .....	2,986.	<b>14</b>	67,424.
	<b>15</b> Other assets. See Part IV, line 11 .....	21,188.	<b>15</b>	9,368.
<b>16</b> <b>Total assets.</b> Add lines 1 through 15 (must equal line 34) .....	1,263,712.	<b>16</b>	1,234,431.	
<b>Liabilities</b>	<b>17</b> Accounts payable and accrued expenses .....	366,386.	<b>17</b>	218,176.
	<b>18</b> Grants payable .....		<b>18</b>	
	<b>19</b> Deferred revenue .....		<b>19</b>	
	<b>20</b> Tax-exempt bond liabilities .....		<b>20</b>	
	<b>21</b> Escrow or custodial account liability. Complete Part IV of Schedule D .....		<b>21</b>	
	<b>22</b> Loans and other payables to current and former officers, directors, trustees, key employees, highest compensated employees, and disqualified persons. Complete Part II of Schedule L .....		<b>22</b>	
	<b>23</b> Secured mortgages and notes payable to unrelated third parties .....		<b>23</b>	
	<b>24</b> Unsecured notes and loans payable to unrelated third parties .....		<b>24</b>	
	<b>25</b> Other liabilities (including federal income tax, payables to related third parties, and other liabilities not included on lines 17-24). Complete Part X of Schedule D .....		<b>25</b>	
	<b>26</b> <b>Total liabilities.</b> Add lines 17 through 25 .....	366,386.	<b>26</b>	218,176.
<b>Net Assets or Fund Balances</b>	<b>Organizations that follow SFAS 117 (ASC 958), check here <input checked="" type="checkbox"/> and complete lines 27 through 29, and lines 33 and 34.</b>			
	<b>27</b> Unrestricted net assets .....	897,326.	<b>27</b>	1,016,255.
	<b>28</b> Temporarily restricted net assets .....		<b>28</b>	
	<b>29</b> Permanently restricted net assets .....		<b>29</b>	
	<b>Organizations that do not follow SFAS 117 (ASC 958), check here <input type="checkbox"/> and complete lines 30 through 34.</b>			
	<b>30</b> Capital stock or trust principal, or current funds .....		<b>30</b>	
	<b>31</b> Paid-in or capital surplus, or land, building, or equipment fund .....		<b>31</b>	
	<b>32</b> Retained earnings, endowment, accumulated income, or other funds .....		<b>32</b>	
	<b>33</b> <b>Total net assets or fund balances</b> .....	897,326.	<b>33</b>	1,016,255.
<b>34</b> <b>Total liabilities and net assets/fund balances</b> .....	1,263,712.	<b>34</b>	1,234,431.	



**Part XI Reconciliation of Net Assets**Check if Schedule O contains a response or note to any line in this Part XI ☐

<b>1</b>	Total revenue (must equal Part VIII, column (A), line 12)	<b>1</b>	3,021,756.
<b>2</b>	Total expenses (must equal Part IX, column (A), line 25)	<b>2</b>	2,902,827.
<b>3</b>	Revenue less expenses. Subtract line 2 from line 1	<b>3</b>	118,929.
<b>4</b>	Net assets or fund balances at beginning of year (must equal Part X, line 33, column (A))	<b>4</b>	897,326.
<b>5</b>	Net unrealized gains (losses) on investments	<b>5</b>	
<b>6</b>	Donated services and use of facilities	<b>6</b>	
<b>7</b>	Investment expenses	<b>7</b>	
<b>8</b>	Prior period adjustments	<b>8</b>	
<b>9</b>	Other changes in net assets or fund balances (explain in Schedule O)	<b>9</b>	0.
<b>10</b>	Net assets or fund balances at end of year. Combine lines 3 through 9 (must equal Part X, line 33, column (B))	<b>10</b>	1,016,255.

**Part XII Financial Statements and Reporting**Check if Schedule O contains a response or note to any line in this Part XII ☒

	Yes	No
<b>1</b> Accounting method used to prepare the Form 990: <input type="checkbox"/> Cash <input checked="" type="checkbox"/> Accrual <input type="checkbox"/> Other _____ If the organization changed its method of accounting from a prior year or checked "Other," explain in Schedule O.		
<b>2a</b> Were the organization's financial statements compiled or reviewed by an independent accountant? _____ If "Yes," check a box below to indicate whether the financial statements for the year were compiled or reviewed on a separate basis, consolidated basis, or both: <input type="checkbox"/> Separate basis <input type="checkbox"/> Consolidated basis <input type="checkbox"/> Both consolidated and separate basis		<b>X</b>
<b>b</b> Were the organization's financial statements audited by an independent accountant? _____ If "Yes," check a box below to indicate whether the financial statements for the year were audited on a separate basis, consolidated basis, or both: <input checked="" type="checkbox"/> Separate basis <input type="checkbox"/> Consolidated basis <input type="checkbox"/> Both consolidated and separate basis	<b>X</b>	
<b>c</b> If "Yes" to line 2a or 2b, does the organization have a committee that assumes responsibility for oversight of the audit, review, or compilation of its financial statements and selection of an independent accountant? _____ If the organization changed either its oversight process or selection process during the tax year, explain in Schedule O.	<b>X</b>	
<b>3a</b> As a result of a federal award, was the organization required to undergo an audit or audits as set forth in the Single Audit Act and OMB Circular A-133? _____		<b>X</b>
<b>b</b> If "Yes," did the organization undergo the required audit or audits? If the organization did not undergo the required audit or audits, explain why in Schedule O and describe any steps taken to undergo such audits _____		

Form 990 (2017)

**SCHEDULE C**  
**(Form 990 or 990-EZ)**

Department of the Treasury  
Internal Revenue Service

**Political Campaign and Lobbying Activities**

For Organizations Exempt From Income Tax Under section 501(c) and section 527  
▶ **Complete if the organization is described below.** ▶ **Attach to Form 990 or Form 990-EZ.**  
▶ **Go to [www.irs.gov/Form990](http://www.irs.gov/Form990) for instructions and the latest information.**

OMB No. 1545-0047

**2017**

**Open to Public  
Inspection**

**If the organization answered "Yes," on Form 990, Part IV, line 3, or Form 990-EZ, Part V, line 46 (Political Campaign Activities), then**

- Section 501(c)(3) organizations: Complete Parts I-A and B. Do not complete Part I-C.
- Section 501(c) (other than section 501(c)(3)) organizations: Complete Parts I-A and C below. Do not complete Part I-B.
- Section 527 organizations: Complete Part I-A only.

**If the organization answered "Yes," on Form 990, Part IV, line 4, or Form 990-EZ, Part VI, line 47 (Lobbying Activities), then**

- Section 501(c)(3) organizations that have filed Form 5768 (election under section 501(h)): Complete Part II-A. Do not complete Part II-B.
- Section 501(c)(3) organizations that have NOT filed Form 5768 (election under section 501(h)): Complete Part II-B. Do not complete Part II-A.

**If the organization answered "Yes," on Form 990, Part IV, line 5 (Proxy Tax) (see separate instructions) or Form 990-EZ, Part V, line 35c (Proxy Tax) (see separate instructions), then**

- Section 501(c)(4), (5), or (6) organizations: Complete Part III.

Name of organization

**THERMOSTAT RECYCLING CORPORATION**

Employer identification number

**54-1830284**

**Part I-A Complete if the organization is exempt under section 501(c) or is a section 527 organization.**

1 Provide a description of the organization's direct and indirect political campaign activities in Part IV.

2 Political campaign activity expenditures ..... ▶ \$ .....

3 Volunteer hours for political campaign activities ..... ▶ .....

**Part I-B Complete if the organization is exempt under section 501(c)(3).**

1 Enter the amount of any excise tax incurred by the organization under section 4955 ..... ▶ \$ .....

2 Enter the amount of any excise tax incurred by organization managers under section 4955 ..... ▶ \$ .....

3 If the organization incurred a section 4955 tax, did it file Form 4720 for this year? ..... ☐ Yes ☐ No

4a Was a correction made? ..... ☐ Yes ☐ No

b If "Yes," describe in Part IV.

**Part I-C Complete if the organization is exempt under section 501(c), except section 501(c)(3).**

1 Enter the amount directly expended by the filing organization for section 527 exempt function activities ..... ▶ \$ .....

2 Enter the amount of the filing organization's funds contributed to other organizations for section 527  
exempt function activities ..... ▶ \$ .....

3 Total exempt function expenditures. Add lines 1 and 2. Enter here and on Form 1120-POL,  
line 17b ..... ▶ \$ .....

4 Did the filing organization file **Form 1120-POL** for this year? ..... ☐ Yes ☐ No

5 Enter the names, addresses and employer identification number (EIN) of all section 527 political organizations to which the filing organization made payments. For each organization listed, enter the amount paid from the filing organization's funds. Also enter the amount of political contributions received that were promptly and directly delivered to a separate political organization, such as a separate segregated fund or a political action committee (PAC). If additional space is needed, provide information in Part IV.

(a) Name	(b) Address	(c) EIN	(d) Amount paid from filing organization's funds. If none, enter -0-.	(e) Amount of political contributions received and promptly and directly delivered to a separate political organization. If none, enter -0-.

For Paperwork Reduction Act Notice, see the Instructions for Form 990 or 990-EZ.

Schedule C (Form 990 or 990-EZ) 2017

LHA

**Part II-A** Complete if the organization is exempt under section 501(c)(3) and filed Form 5768 (election under section 501(h)).

**A** Check ☐ if the filing organization belongs to an affiliated group (and list in Part IV each affiliated group member's name, address, EIN, expenses, and share of excess lobbying expenditures).

**B** Check ☐ if the filing organization checked box A and "limited control" provisions apply.

Limits on Lobbying Expenditures (The term "expenditures" means amounts paid or incurred.)		(a) Filing organization's totals	(b) Affiliated group totals												
<b>1a</b> Total lobbying expenditures to influence public opinion (grass roots lobbying)															
<b>b</b> Total lobbying expenditures to influence a legislative body (direct lobbying)															
<b>c</b> Total lobbying expenditures (add lines 1a and 1b)															
<b>d</b> Other exempt purpose expenditures															
<b>e</b> Total exempt purpose expenditures (add lines 1c and 1d)															
<b>f</b> Lobbying nontaxable amount. Enter the amount from the following table in both columns.															
<table border="1"> <thead> <tr> <th>If the amount on line 1e, column (a) or (b) is:</th> <th>The lobbying nontaxable amount is:</th> </tr> </thead> <tbody> <tr> <td>Not over \$500,000</td> <td>20% of the amount on line 1e.</td> </tr> <tr> <td>Over \$500,000 but not over \$1,000,000</td> <td>\$100,000 plus 15% of the excess over \$500,000.</td> </tr> <tr> <td>Over \$1,000,000 but not over \$1,500,000</td> <td>\$175,000 plus 10% of the excess over \$1,000,000.</td> </tr> <tr> <td>Over \$1,500,000 but not over \$17,000,000</td> <td>\$225,000 plus 5% of the excess over \$1,500,000.</td> </tr> <tr> <td>Over \$17,000,000</td> <td>\$1,000,000.</td> </tr> </tbody> </table>	If the amount on line 1e, column (a) or (b) is:	The lobbying nontaxable amount is:	Not over \$500,000	20% of the amount on line 1e.	Over \$500,000 but not over \$1,000,000	\$100,000 plus 15% of the excess over \$500,000.	Over \$1,000,000 but not over \$1,500,000	\$175,000 plus 10% of the excess over \$1,000,000.	Over \$1,500,000 but not over \$17,000,000	\$225,000 plus 5% of the excess over \$1,500,000.	Over \$17,000,000	\$1,000,000.			
If the amount on line 1e, column (a) or (b) is:	The lobbying nontaxable amount is:														
Not over \$500,000	20% of the amount on line 1e.														
Over \$500,000 but not over \$1,000,000	\$100,000 plus 15% of the excess over \$500,000.														
Over \$1,000,000 but not over \$1,500,000	\$175,000 plus 10% of the excess over \$1,000,000.														
Over \$1,500,000 but not over \$17,000,000	\$225,000 plus 5% of the excess over \$1,500,000.														
Over \$17,000,000	\$1,000,000.														
<b>g</b> Grassroots nontaxable amount (enter 25% of line 1f)															
<b>h</b> Subtract line 1g from line 1a. If zero or less, enter -0-															
<b>i</b> Subtract line 1f from line 1c. If zero or less, enter -0-															
<b>j</b> If there is an amount other than zero on either line 1h or line 1i, did the organization file Form 4720 reporting section 4911 tax for this year?		<input type="checkbox"/> Yes <input type="checkbox"/> No													

**4-Year Averaging Period Under section 501(h)**

(Some organizations that made a section 501(h) election do not have to complete all of the five columns below.

See the separate instructions for lines 2a through 2f.)

Lobbying Expenditures During 4-Year Averaging Period					
Calendar year (or fiscal year beginning in)	(a) 2014	(b) 2015	(c) 2016	(d) 2017	(e) Total
<b>2a</b> Lobbying nontaxable amount					
<b>b</b> Lobbying ceiling amount (150% of line 2a, column(e))					
<b>c</b> Total lobbying expenditures					
<b>d</b> Grassroots nontaxable amount					
<b>e</b> Grassroots ceiling amount (150% of line 2d, column (e))					
<b>f</b> Grassroots lobbying expenditures					

## 732043 11-09-17

**SCHEDULE D**  
**(Form 990)**Department of the Treasury  
Internal Revenue Service**Supplemental Financial Statements**▶ **Complete if the organization answered "Yes" on Form 990,  
Part IV, line 6, 7, 8, 9, 10, 11a, 11b, 11c, 11d, 11e, 11f, 12a, or 12b.**▶ **Attach to Form 990.**▶ **Go to [www.irs.gov/Form990](http://www.irs.gov/Form990) for instructions and the latest information.**

OMB No. 1545-0047

**2017****Open to Public  
Inspection****Name of the organization****THERMOSTAT RECYCLING CORPORATION****Employer identification number****54-1830284****Part I****Organizations Maintaining Donor Advised Funds or Other Similar Funds or Accounts.** Complete if the organization answered "Yes" on Form 990, Part IV, line 6.

	(a) Donor advised funds	(b) Funds and other accounts
1 Total number at end of year .....		
2 Aggregate value of contributions to (during year) .....		
3 Aggregate value of grants from (during year) .....		
4 Aggregate value at end of year .....		
5 Did the organization inform all donors and donor advisors in writing that the assets held in donor advised funds are the organization's property, subject to the organization's exclusive legal control? .....	<input type="checkbox"/> Yes	<input type="checkbox"/> No
6 Did the organization inform all grantees, donors, and donor advisors in writing that grant funds can be used only for charitable purposes and not for the benefit of the donor or donor advisor, or for any other purpose conferring impermissible private benefit? .....	<input type="checkbox"/> Yes	<input type="checkbox"/> No

**Part II****Conservation Easements.** Complete if the organization answered "Yes" on Form 990, Part IV, line 7.

1 Purpose(s) of conservation easements held by the organization (check all that apply).

<input type="checkbox"/> Preservation of land for public use (e.g., recreation or education)	<input type="checkbox"/> Preservation of a historically important land area
<input type="checkbox"/> Protection of natural habitat	<input type="checkbox"/> Preservation of a certified historic structure
<input type="checkbox"/> Preservation of open space	

2 Complete lines 2a through 2d if the organization held a qualified conservation contribution in the form of a conservation easement on the last day of the tax year.

	Held at the End of the Tax Year
a Total number of conservation easements .....	2a
b Total acreage restricted by conservation easements .....	2b
c Number of conservation easements on a certified historic structure included in (a) .....	2c
d Number of conservation easements included in (c) acquired after 7/25/06, and not on a historic structure listed in the National Register .....	2d

3 Number of conservation easements modified, transferred, released, extinguished, or terminated by the organization during the tax year ▶ .....

4 Number of states where property subject to conservation easement is located ▶ .....

5 Does the organization have a written policy regarding the periodic monitoring, inspection, handling of violations, and enforcement of the conservation easements it holds? .....

☐ Yes ☐ No

6 Staff and volunteer hours devoted to monitoring, inspecting, handling of violations, and enforcing conservation easements during the year ▶ .....

7 Amount of expenses incurred in monitoring, inspecting, handling of violations, and enforcing conservation easements during the year ▶ \$ .....

8 Does each conservation easement reported on line 2(d) above satisfy the requirements of section 170(h)(4)(B)(i) and section 170(h)(4)(B)(ii)? .....

☐ Yes ☐ No

9 In Part XIII, describe how the organization reports conservation easements in its revenue and expense statement, and balance sheet, and include, if applicable, the text of the footnote to the organization's financial statements that describes the organization's accounting for conservation easements.

**Part III****Organizations Maintaining Collections of Art, Historical Treasures, or Other Similar Assets.**

Complete if the organization answered "Yes" on Form 990, Part IV, line 8.

1a If the organization elected, as permitted under SFAS 116 (ASC 958), not to report in its revenue statement and balance sheet works of art, historical treasures, or other similar assets held for public exhibition, education, or research in furtherance of public service, provide, in Part XIII, the text of the footnote to its financial statements that describes these items.

b If the organization elected, as permitted under SFAS 116 (ASC 958), to report in its revenue statement and balance sheet works of art, historical treasures, or other similar assets held for public exhibition, education, or research in furtherance of public service, provide the following amounts relating to these items:

(i) Revenue included on Form 990, Part VIII, line 1 ▶ \$ .....

(ii) Assets included in Form 990, Part X ▶ \$ .....

2 If the organization received or held works of art, historical treasures, or other similar assets for financial gain, provide the following amounts required to be reported under SFAS 116 (ASC 958) relating to these items:

a Revenue included on Form 990, Part VIII, line 1 ▶ \$ .....

b Assets included in Form 990, Part X ▶ \$ .....

**Part III Organizations Maintaining Collections of Art, Historical Treasures, or Other Similar Assets** (continued)

3 Using the organization's acquisition, accession, and other records, check any of the following that are a significant use of its collection items (check all that apply):

- a ☐ Public exhibition d ☐ Loan or exchange programs  
 b ☐ Scholarly research e ☐ Other \_\_\_\_\_  
 c ☐ Preservation for future generations

4 Provide a description of the organization's collections and explain how they further the organization's exempt purpose in Part XIII.

5 During the year, did the organization solicit or receive donations of art, historical treasures, or other similar assets to be sold to raise funds rather than to be maintained as part of the organization's collection? ☐ Yes ☐ No

**Part IV Escrow and Custodial Arrangements.** Complete if the organization answered "Yes" on Form 990, Part IV, line 9, or reported an amount on Form 990, Part X, line 21.

1a Is the organization an agent, trustee, custodian or other intermediary for contributions or other assets not included on Form 990, Part X? ☐ Yes ☐ No

b If "Yes," explain the arrangement in Part XIII and complete the following table:

	Amount
c Beginning balance	1c
d Additions during the year	1d
e Distributions during the year	1e
f Ending balance	1f

2a Did the organization include an amount on Form 990, Part X, line 21, for escrow or custodial account liability? ☐ Yes ☐ No

b If "Yes," explain the arrangement in Part XIII. Check here if the explanation has been provided on Part XIII ☐

**Part V Endowment Funds.** Complete if the organization answered "Yes" on Form 990, Part IV, line 10.

	(a) Current year	(b) Prior year	(c) Two years back	(d) Three years back	(e) Four years back
1a Beginning of year balance					
b Contributions					
c Net investment earnings, gains, and losses					
d Grants or scholarships					
e Other expenditures for facilities and programs					
f Administrative expenses					
g End of year balance					

2 Provide the estimated percentage of the current year end balance (line 1g, column (a)) held as:

- a Board designated or quasi-endowment ☐ \_\_\_\_\_ %  
 b Permanent endowment ☐ \_\_\_\_\_ %  
 c Temporarily restricted endowment ☐ \_\_\_\_\_ %

The percentages on lines 2a, 2b, and 2c should equal 100%.

3a Are there endowment funds not in the possession of the organization that are held and administered for the organization by:

- (i) unrelated organizations \_\_\_\_\_  
 (ii) related organizations \_\_\_\_\_

b If "Yes" on line 3a(ii), are the related organizations listed as required on Schedule R? ☐

	Yes	No
3a(i)	<input type="checkbox"/>	<input type="checkbox"/>
3a(ii)	<input type="checkbox"/>	<input type="checkbox"/>
3b	<input type="checkbox"/>	<input type="checkbox"/>

4 Describe in Part XIII the intended uses of the organization's endowment funds.

**Part VI Land, Buildings, and Equipment.**

Complete if the organization answered "Yes" on Form 990, Part IV, line 11a. See Form 990, Part X, line 10.

Description of property	(a) Cost or other basis (investment)	(b) Cost or other basis (other)	(c) Accumulated depreciation	(d) Book value
1a Land				
b Buildings				
c Leasehold improvements				
d Equipment		10,068.	8,647.	1,421.
e Other				
<b>Total.</b> Add lines 1a through 1e. (Column (d) must equal Form 990, Part X, column (B), line 10c.)				1,421.

**Part VII Investments - Other Securities.**

Complete if the organization answered "Yes" on Form 990, Part IV, line 11b. See Form 990, Part X, line 12.

(a) Description of security or category (including name of security)	(b) Book value	(c) Method of valuation: Cost or end-of-year market value
(1) Financial derivatives .....		
(2) Closely-held equity interests .....		
(3) Other .....		
(A) .....		
(B) .....		
(C) .....		
(D) .....		
(E) .....		
(F) .....		
(G) .....		
(H) .....		
<b>Total.</b> (Col. (b) must equal Form 990, Part X, col. (B) line 12.) ▶		

**Part VIII Investments - Program Related.**

Complete if the organization answered "Yes" on Form 990, Part IV, line 11c. See Form 990, Part X, line 13.

(a) Description of investment	(b) Book value	(c) Method of valuation: Cost or end-of-year market value
(1) .....		
(2) .....		
(3) .....		
(4) .....		
(5) .....		
(6) .....		
(7) .....		
(8) .....		
(9) .....		
<b>Total.</b> (Col. (b) must equal Form 990, Part X, col. (B) line 13.) ▶		

**Part IX Other Assets.**

Complete if the organization answered "Yes" on Form 990, Part IV, line 11d. See Form 990, Part X, line 15.

(a) Description	(b) Book value
(1) .....	
(2) .....	
(3) .....	
(4) .....	
(5) .....	
(6) .....	
(7) .....	
(8) .....	
(9) .....	
<b>Total.</b> (Column (b) must equal Form 990, Part X, col. (B) line 15.) ▶	

**Part X Other Liabilities.**

Complete if the organization answered "Yes" on Form 990, Part IV, line 11e or 11f. See Form 990, Part X, line 25.

1. (a) Description of liability	(b) Book value	
(1) Federal income taxes		
(2) .....		
(3) .....		
(4) .....		
(5) .....		
(6) .....		
(7) .....		
(8) .....		
(9) .....		
<b>Total.</b> (Column (b) must equal Form 990, Part X, col. (B) line 25.) ▶		

2. Liability for uncertain tax positions. In Part XIII, provide the text of the footnote to the organization's financial statements that reports the organization's liability for uncertain tax positions under FIN 48 (ASC 740). Check here if the text of the footnote has been provided in Part XIII ☒

**Part XI Reconciliation of Revenue per Audited Financial Statements With Revenue per Return.**

Complete if the organization answered "Yes" on Form 990, Part IV, line 12a.

<b>1</b>	Total revenue, gains, and other support per audited financial statements .....	<b>1</b>	3,021,756.
<b>2</b>	Amounts included on line 1 but not on Form 990, Part VIII, line 12:		
<b>a</b>	Net unrealized gains (losses) on investments .....	<b>2a</b>	
<b>b</b>	Donated services and use of facilities .....	<b>2b</b>	
<b>c</b>	Recoveries of prior year grants .....	<b>2c</b>	
<b>d</b>	Other (Describe in Part XIII.) .....	<b>2d</b>	
<b>e</b>	Add lines <b>2a</b> through <b>2d</b> .....	<b>2e</b>	0.
<b>3</b>	Subtract line <b>2e</b> from line <b>1</b> .....	<b>3</b>	3,021,756.
<b>4</b>	Amounts included on Form 990, Part VIII, line 12, but not on line 1:		
<b>a</b>	Investment expenses not included on Form 990, Part VIII, line 7b .....	<b>4a</b>	
<b>b</b>	Other (Describe in Part XIII.) .....	<b>4b</b>	
<b>c</b>	Add lines <b>4a</b> and <b>4b</b> .....	<b>4c</b>	0.
<b>5</b>	Total revenue. Add lines <b>3</b> and <b>4c</b> . (This must equal Form 990, Part I, line 12.) .....	<b>5</b>	3,021,756.

**Part XII Reconciliation of Expenses per Audited Financial Statements With Expenses per Return.**

Complete if the organization answered "Yes" on Form 990, Part IV, line 12a.

<b>1</b>	Total expenses and losses per audited financial statements .....	<b>1</b>	2,902,827.
<b>2</b>	Amounts included on line 1 but not on Form 990, Part IX, line 25:		
<b>a</b>	Donated services and use of facilities .....	<b>2a</b>	
<b>b</b>	Prior year adjustments .....	<b>2b</b>	
<b>c</b>	Other losses .....	<b>2c</b>	
<b>d</b>	Other (Describe in Part XIII.) .....	<b>2d</b>	
<b>e</b>	Add lines <b>2a</b> through <b>2d</b> .....	<b>2e</b>	0.
<b>3</b>	Subtract line <b>2e</b> from line <b>1</b> .....	<b>3</b>	2,902,827.
<b>4</b>	Amounts included on Form 990, Part IX, line 25, but not on line 1:		
<b>a</b>	Investment expenses not included on Form 990, Part VIII, line 7b .....	<b>4a</b>	
<b>b</b>	Other (Describe in Part XIII.) .....	<b>4b</b>	
<b>c</b>	Add lines <b>4a</b> and <b>4b</b> .....	<b>4c</b>	0.
<b>5</b>	Total expenses. Add lines <b>3</b> and <b>4c</b> . (This must equal Form 990, Part I, line 18.) .....	<b>5</b>	2,902,827.

**Part XIII Supplemental Information.**

Provide the descriptions required for Part II, lines 3, 5, and 9; Part III, lines 1a and 4; Part IV, lines 1b and 2b; Part V, line 4; Part X, line 2; Part XI, lines 2d and 4b; and Part XII, lines 2d and 4b. Also complete this part to provide any additional information.

**PART X, LINE 2:**

TRC IS EXEMPT FROM INCOME TAXES ON ITS EXEMPT ACTIVITIES UNDER SECTION 501 (C) (6) OF THE INTERNAL REVENUE CODE. TRC FOLLOWS ACCOUNTING STANDARDS FOR DEALING WITH UNCERTAINTY IN ACCOUNTING FOR INCOME TAX PROVISIONS. TRC HAS DETERMINED THAT IT DOES NOT HAVE ANY MATERIAL UNRECOGNIZED TAX BENEFITS OR OBLIGATIONS AS OF DECEMBER 31, 2017 AND 2016. YEARS ENDING ON OR AFTER DECEMBER 31, 2014 REMAIN SUBJECT TO EXAMINATION BY FEDERAL AND STATE TAX AUTHORITIES.



**SCHEDULE J  
(Form 990)**

Department of the Treasury  
Internal Revenue Service

**Compensation Information**

For certain Officers, Directors, Trustees, Key Employees, and Highest  
Compensated Employees

▶ Complete if the organization answered "Yes" on Form 990, Part IV, line 23.

▶ Attach to Form 990.

▶ Go to [www.irs.gov/Form990](http://www.irs.gov/Form990) for instructions and the latest information.

OMB No. 1545-0047

**2017**

Open to Public  
Inspection

Name of the organization

**THERMOSTAT RECYCLING CORPORATION**

Employer identification number

**54-1830284**

**Part I Questions Regarding Compensation**

**1a** Check the appropriate box(es) if the organization provided any of the following to or for a person listed on Form 990, Part VII, Section A, line 1a. Complete Part III to provide any relevant information regarding these items.

- |  |   |
|--|---|
| <input type="checkbox"/> First-class or charter travel             | <input type="checkbox"/> Housing allowance or residence for personal use    |
| <input type="checkbox"/> Travel for companions                     | <input type="checkbox"/> Payments for business use of personal residence    |
| <input type="checkbox"/> Tax indemnification and gross-up payments | <input type="checkbox"/> Health or social club dues or initiation fees      |
| <input type="checkbox"/> Discretionary spending account            | <input type="checkbox"/> Personal services (such as, maid, chauffeur, chef) |

**b** If any of the boxes on line 1a are checked, did the organization follow a written policy regarding payment or reimbursement or provision of all of the expenses described above? If "No," complete Part III to explain .....

**2** Did the organization require substantiation prior to reimbursing or allowing expenses incurred by all directors, trustees, and officers, including the CEO/Executive Director, regarding the items checked on line 1a? .....

**3** Indicate which, if any, of the following the filing organization used to establish the compensation of the organization's CEO/Executive Director. Check all that apply. Do not check any boxes for methods used by a related organization to establish compensation of the CEO/Executive Director, but explain in Part III.

- |   |   |
|---|---|
| <input type="checkbox"/> Compensation committee                     | <input checked="" type="checkbox"/> Written employment contract                     |
| <input type="checkbox"/> Independent compensation consultant        | <input checked="" type="checkbox"/> Compensation survey or study                    |
| <input checked="" type="checkbox"/> Form 990 of other organizations | <input checked="" type="checkbox"/> Approval by the board or compensation committee |

**4** During the year, did any person listed on Form 990, Part VII, Section A, line 1a, with respect to the filing organization or a related organization:

**a** Receive a severance payment or change-of-control payment? .....

**b** Participate in, or receive payment from, a supplemental nonqualified retirement plan? .....

**c** Participate in, or receive payment from, an equity-based compensation arrangement? .....

If "Yes" to any of lines 4a-c, list the persons and provide the applicable amounts for each item in Part III.

**Only section 501(c)(3), 501(c)(4), and 501(c)(29) organizations must complete lines 5-9.**

**5** For persons listed on Form 990, Part VII, Section A, line 1a, did the organization pay or accrue any compensation contingent on the revenues of:

**a** The organization? .....

**b** Any related organization? .....

If "Yes" on line 5a or 5b, describe in Part III.

**6** For persons listed on Form 990, Part VII, Section A, line 1a, did the organization pay or accrue any compensation contingent on the net earnings of:

**a** The organization? .....

**b** Any related organization? .....

If "Yes" on line 6a or 6b, describe in Part III.

**7** For persons listed on Form 990, Part VII, Section A, line 1a, did the organization provide any nonfixed payments not described on lines 5 and 6? If "Yes," describe in Part III .....

**8** Were any amounts reported on Form 990, Part VII, paid or accrued pursuant to a contract that was subject to the initial contract exception described in Regulations section 53.4958-4(a)(3)? If "Yes," describe in Part III .....

**9** If "Yes" on line 8, did the organization also follow the rebuttable presumption procedure described in Regulations section 53.4958-6(c)? .....

Yes No

<b>1b</b>		
<b>2</b>		
<b>4a</b>		<b>X</b>
<b>4b</b>		<b>X</b>
<b>4c</b>		<b>X</b>
<b>5a</b>		
<b>5b</b>		
<b>6a</b>		
<b>6b</b>		
<b>7</b>		
<b>8</b>		
<b>9</b>		

LHA For Paperwork Reduction Act Notice, see the Instructions for Form 990.

Schedule J (Form 990) 2017

**Note:** The sum of columns (B)(i)-(iii) for each listed individual must equal the total amount of Form 990, Part VII, Section A, line 1a, applicable column (D) and (E) amounts for that individual.

[illegible]

**Part III** Supplemental Information

Provide the information, explanation, or descriptions required for Part I, lines 1a, 1b, 3, 4a, 4b, 4c, 5a, 5b, 6a, 6b, 7, and 8, and for Part II. Also complete this part for any additional information.

PART I, LINE 3:

COMPENSATION IS ESTABLISHED BY THE BOARD OF DIRECTORS AND COMPARABILITY

DATA, AMONG OTHER METHODS, ARE USED TO DETERMINE THE COMPENSATION OF THE

ORGANIZATION'S EXECUTIVE DIRECTOR.

**SCHEDULE O**  
**(Form 990 or 990-EZ)**

Department of the Treasury  
Internal Revenue Service

**Supplemental Information to Form 990 or 990-EZ**

Complete to provide information for responses to specific questions on  
Form 990 or 990-EZ or to provide any additional information.

▶ Attach to Form 990 or 990-EZ.

▶ Go to [www.irs.gov/Form990](http://www.irs.gov/Form990) for the latest information.

OMB No. 1545-0047

**2017**

Open to Public  
Inspection

Name of the organization

THERMOSTAT RECYCLING CORPORATION

Employer identification number

54-1830284

FORM 990, PART III, LINE 2, NEW PROGRAM SERVICES:

LOBBYING/GOVERNMENT AFFAIRS PROGRAM SERVICES: TRC ARRANGES LOBBYING

CONTRACTS ON BEHALF OF THE THERMOSTAT INDUSTRY TO PROLIFERATE, MONITOR

AND (WHERE NECESSARY) AMEND STATE LEGISLATION. IN ADDITION TO

LEGISLATION, THESE CONTRACTS WORK TO ALIGN THERMOSTAT MANUFACTURER'S

INTERESTS WITH STATE REGULATORS AND OTHER GOVERNMENTAL BODIES THROUGH

THE USE OF MEETINGS, DISCUSSIONS, AND LETTER-WRITING. FUNDS ACQUIRED

TO ACCOMPLISH THESE OBJECTIVES ARE PART OF THE ANNUAL BUDGETING AND

MEMBERSHIP DUES STRUCTURE. THESE FUNDS DIRECTLY REIMBURSE HIRED

VENDORS.

FORM 990, PART VI, SECTION A, LINE 6:

INITIAL MEMBERS OF THIS CORPORATION SHALL BE WHITE-RODGERS CORPORATION AND

HONEYWELL INC. EACH SUCH CORPORATION SHALL BE DEEMED AN ORIGINAL MEMBER OF

THE CORPORATION, AND ALL CORPORATIONS MAY BE REFERRED TO COLLECTIVELY IN

THE BY-LAWS AS THE ORIGINAL MEMBERS.

FROM TIME TO TIME, THE BOARD OF DIRECTORS MAY INVITE OTHER THERMOSTAT

MANUFACTURERS TO PARTICIPATE AS MEMBERS IN THE CORPORATION. SUCH A

CORPORATION SHALL BECOME A MEMBER ONLY UPON PAYMENT OF FEES AS PROVIDED

UNDER ARTICLE VII OF THE BY-LAWS.

FORM 990, PART VI, SECTION A, LINE 7A:

THERE SHALL BE A NOMINATING COMMITTEE OF THE BOARD OF DIRECTORS, WHICH

SHALL CONSIST OF THREE DIRECTORS, ALL OF WHOM ARE EMPLOYED BY ORIGINAL

MEMBERS. ONE MONTH PRIOR TO THE ANNUAL MEETING OF THE CORPORATION, THE

LHA For Paperwork Reduction Act Notice, see the Instructions for Form 990 or 990-EZ.

Schedule O (Form 990 or 990-EZ) (2017)

Name of the organization

THERMOSTAT RECYCLING CORPORATION

Employer identification number

54-1830284

NOMINATING COMMITTEE SHALL APPROVE A SLATE OF NOMINEES MEETING THE QUALIFICATIONS SET FORTH IN SECTION 2 TO BE SUBMITTED TO THE MEMBERS FOR ELECTION AT THE ANNUAL MEETING.

FORM 990, PART VI, SECTION B, LINE 11B:

A COPY OF FORM 990 IS PROVIDED TO ALL GOVERNING MEMBERS BEFORE IT IS FILED. A REASONABLE AMOUNT OF TIME IS ALLOWED FOR THE GOVERNING MEMBERS TO REVIEW THE FORM 990 AND PROVIDE COMMENTS.

FORM 990, PART VI, SECTION B, LINE 15:

COMPENSATION IS ESTABLISHED BY THE BOARD OF DIRECTORS AND COMPARABILITY DATA, AMONG OTHER METHODS, TO DETERMINE THE COMPENSATION OF THE ORGANIZATION'S EXECUTIVE DIRECTOR.

FORM 990, PART VI, SECTION C, LINE 19:

TRC MAKES ITS GOVERNING DOCUMENTS, CONFLICT OF INTEREST POLICY, AND FINANCIAL STATEMENTS AVAILABLE TO THE PUBLIC UPON REQUEST (VIA E-MAIL OR MAIL).

FORM 990, PART IX, LINE 11G, OTHER FEES:

CONSULTING FEES	314,118.
PAYROLL PROCESSING	5,701.
EVALUATIONS	54,055.
ADVOCACY	140,684.
TOTAL OTHER FEES ON FORM 990, PART IX, LINE 11G, COL A	514,558.

FORM 990, PART XII, LINE 2C

THE PROCESS HAS NOT CHANGED FROM THE PRIOR YEAR. THE BOARD OF



2017 DEPRECIATION AND AMORTIZATION REPORT

FORM 990 PAGE 10

990

Asset No.	Description	Date Acquired	Method	Life	C o n v	Line No.	Unadjusted Cost Or Basis	Bus % Excl	Section 179 Expense	* Reduction In Basis	Basis For Depreciation	Beginning Accumulated Depreciation	Current Sec 179 Expense	Current Year Deduction	Ending Accumulated Depreciation
1	LAPTOP	07/15/12	SL	5.00		16	1,447.				1,447.	1,290.		157.	1,447.
3	2 DELL COMPUTERS	11/21/12	SL	5.00		16	3,007.				3,007.	2,455.		552.	3,007.
4	DELL OPTIPLEX 7010 SFF	01/05/14	SL	5.00		16	1,231.				1,231.	738.		246.	984.
5	DELL COMPUTER WITH MICROPHONE	01/31/14	SL	5.00		16	1,933.				1,933.	1,128.		387.	1,515.
6	DELL LAPTOP	05/01/14	SL	5.00		16	1,221.				1,221.	651.		244.	895.
7	DELL OPTIPLEX 7010 W/22" MONITOR	10/01/14	SL	5.00		16	1,228.				1,228.	553.		246.	799.
8	SALESFORCE SOFTWARE LICENSES	12/16/16		5M		HY43	3,012.				3,012.			3,012.	3,012.
9	NEW DATABASE	01/31/17		5M		HY42	81,312.				81,312.			81,312.	81,312.
	* TOTAL 990 PAGE 10 DEPR & AMORT						94,391.				94,391.	6,815.		86,156.	92,971.
	CURRENT YEAR ACTIVITY														
	BEGINNING BALANCE						13,079.			0.	13,079.	6,815.			11,659.
	ACQUISITIONS						81,312.			0.	81,312.	0.			81,312.
	DISPOSITIONS						0.			0.	0.	0.			0.
	ENDING BALANCE						94,391.			0.	94,391.	6,815.			92,971.
	ENDING ACCUM DEPR											92,971.			
	ENDING BOOK VALUE											1,420.			

Form **4562**Department of the Treasury  
Internal Revenue Service (99)

Name(s) shown on return

**Depreciation and Amortization**  
(Including Information on Listed Property)

990

▶ Attach to your tax return.

▶ Go to [www.irs.gov/Form4562](http://www.irs.gov/Form4562) for instructions and the latest information.

OMB No. 1545-0172

**2017**Attachment  
Sequence No. **179****THERMOSTAT RECYCLING CORPORATION****FORM 990 PAGE 10****54-1830284****Part I Election To Expense Certain Property Under Section 179** Note: If you have any listed property, complete Part V before you complete Part I.

1	Maximum amount (see instructions)	1	510,000.
2	Total cost of section 179 property placed in service (see instructions)	2	
3	Threshold cost of section 179 property before reduction in limitation	3	2,030,000.
4	Reduction in limitation. Subtract line 3 from line 2. If zero or less, enter -0-	4	
5	Dollar limitation for tax year. Subtract line 4 from line 1. If zero or less, enter -0-. If married filing separately, see instructions	5	
6	(a) Description of property	(b) Cost (business use only)	(c) Elected cost
7	Listed property. Enter the amount from line 29	7	
8	Total elected cost of section 179 property. Add amounts in column (c), lines 6 and 7	8	
9	Tentative deduction. Enter the <b>smaller</b> of line 5 or line 8	9	
10	Carryover of disallowed deduction from line 13 of your 2016 Form 4562	10	
11	Business income limitation. Enter the smaller of business income (not less than zero) or line 5	11	
12	Section 179 expense deduction. Add lines 9 and 10, but don't enter more than line 11	12	
13	Carryover of disallowed deduction to 2018. Add lines 9 and 10, less line 12	13	

Note: Don't use Part II or Part III below for listed property. Instead, use Part V.

**Part II Special Depreciation Allowance and Other Depreciation (Don't include listed property.)**

14	Special depreciation allowance for qualified property (other than listed property) placed in service during the tax year	14	
15	Property subject to section 168(f)(1) election	15	
16	Other depreciation (including ACRS)	16	1,832.

**Part III MACRS Depreciation (Don't include listed property.) (See instructions.)****Section A**

17	MACRS deductions for assets placed in service in tax years beginning before 2017	17	
18	If you are electing to group any assets placed in service during the tax year into one or more general asset accounts, check here		

**Section B - Assets Placed in Service During 2017 Tax Year Using the General Depreciation System**

(a) Classification of property	(b) Month and year placed in service	(c) Basis for depreciation (business/investment use only - see instructions)	(d) Recovery period	(e) Convention	(f) Method	(g) Depreciation deduction
19a 3-year property						
b 5-year property						
c 7-year property						
d 10-year property						
e 15-year property						
f 20-year property						
g 25-year property			25 yrs.		S/L	
h Residential rental property	/		27.5 yrs.	MM	S/L	
	/		27.5 yrs.	MM	S/L	
i Nonresidential real property	/		39 yrs.	MM	S/L	
	/			MM	S/L	

**Section C - Assets Placed in Service During 2017 Tax Year Using the Alternative Depreciation System**

20a Class life					S/L	
b 12-year			12 yrs.		S/L	
c 40-year	/		40 yrs.	MM	S/L	

**Part IV Summary (See instructions.)**

21	Listed property. Enter amount from line 28	21	
22	Total. Add amounts from line 12, lines 14 through 17, lines 19 and 20 in column (g), and line 21. Enter here and on the appropriate lines of your return. Partnerships and S corporations - see instr.	22	1,832.
23	For assets shown above and placed in service during the current year, enter the portion of the basis attributable to section 263A costs	23	



**Part V Listed Property** (Include automobiles, certain other vehicles, certain aircraft, certain computers, and property used for entertainment, recreation, or amusement.)**Note:** For any vehicle for which you are using the standard mileage rate or deducting lease expense, complete only 24a, 24b, columns (a) through (c) of Section A, all of Section B, and Section C if applicable.**Section A - Depreciation and Other Information** (Caution: See the instructions for limits for passenger automobiles.)**24a** Do you have evidence to support the business/investment use claimed? ☐ Yes ☐ No **24b** If "Yes," is the evidence written? ☐ Yes ☐ No

(a) Type of property (list vehicles first)	(b) Date placed in service	(c) Business/ investment use percentage	(d) Cost or other basis	(e) Basis for depreciation (business/investment use only)	(f) Recovery period	(g) Method/ Convention	(h) Depreciation deduction	(i) Elected section 179 cost
<b>25</b> Special depreciation allowance for qualified listed property placed in service during the tax year and used more than 50% in a qualified business use							<b>25</b>	
<b>26</b> Property used more than 50% in a qualified business use:								
		%						
		%						
		%						
<b>27</b> Property used 50% or less in a qualified business use:								
		%				S/L -		
		%				S/L -		
		%				S/L -		
<b>28</b> Add amounts in column (h), lines 25 through 27. Enter here and on line 21, page 1							<b>28</b>	
<b>29</b> Add amounts in column (i), line 26. Enter here and on line 7, page 1							<b>29</b>	

**Section B - Information on Use of Vehicles**

Complete this section for vehicles used by a sole proprietor, partner, or other "more than 5% owner," or related person. If you provided vehicles to your employees, first answer the questions in Section C to see if you meet an exception to completing this section for those vehicles.

	(a) Vehicle	(b) Vehicle	(c) Vehicle	(d) Vehicle	(e) Vehicle	(f) Vehicle
<b>30</b> Total business/investment miles driven during the year (don't include commuting miles)						
<b>31</b> Total commuting miles driven during the year						
<b>32</b> Total other personal (noncommuting) miles driven						
<b>33</b> Total miles driven during the year. Add lines 30 through 32						
<b>34</b> Was the vehicle available for personal use during off-duty hours?	Yes No	Yes No	Yes No	Yes No	Yes No	Yes No
<b>35</b> Was the vehicle used primarily by a more than 5% owner or related person?						
<b>36</b> Is another vehicle available for personal use?						

**Section C - Questions for Employers Who Provide Vehicles for Use by Their Employees**

Answer these questions to determine if you meet an exception to completing Section B for vehicles used by employees who aren't more than 5% owners or related persons.

	Yes	No
<b>37</b> Do you maintain a written policy statement that prohibits all personal use of vehicles, including commuting, by your employees?		
<b>38</b> Do you maintain a written policy statement that prohibits personal use of vehicles, except commuting, by your employees? See the instructions for vehicles used by corporate officers, directors, or 1% or more owners		
<b>39</b> Do you treat all use of vehicles by employees as personal use?		
<b>40</b> Do you provide more than five vehicles to your employees, obtain information from your employees about the use of the vehicles, and retain the information received?		
<b>41</b> Do you meet the requirements concerning qualified automobile demonstration use?		

**Note:** If your answer to 37, 38, 39, 40, or 41 is "Yes," don't complete Section B for the covered vehicles.**Part VI Amortization**

(a) Description of costs	(b) Date amortization begins	(c) Amortizable amount	(d) Code section	(e) Amortization period or percentage	(f) Amortization for this year
<b>42</b> Amortization of costs that begins during your 2017 tax year:					
NEW DATABASE	01/31/17	81,312.		5M	81,312.
<b>43</b> Amortization of costs that began before your 2017 tax year				<b>43</b>	3,012.
<b>44</b> Total. Add amounts in column (f). See the instructions for where to report				<b>44</b>	84,324.

**STATE OF DELAWARE**  
**CERTIFICATE OF DISSOLUTION**

State of Delaware  
Secretary of State  
Division of Corporations  
Delivered 11:48 AM 07/26/2018  
FILED 11:48 AM 07/26/2018  
SR 20185856281 - File Number 2114695

The corporation organized and existing under the General Corporation Law of the State of Delaware.

**DOES HEREBY CERTIFY AS FOLLOWS:**

The dissolution of said Lear Siegler Diversified Holdings Corp. has been duly authorized by the Board of Directors and Stockholders in accordance with subsections (a) and (b) of Section 275 of the General Corporation Law of the State of Delaware.

The date the dissolution was authorized is July 23, 2018.

The following is a list of the names and addresses of the directors of the said corporation:

NAME	ADDRESS
James F. Matthews	14802 Bellezza Lane, Naples, FL 34110

The following is a list of the names and addresses of the officers of the said corporation:

NAME	OFFICE	ADDRESS
James F. Matthews	President, Secretary and Treasurer	14802 Bellezza Lane, Naples, FL 34110

The date the original certificate of incorporation of Lear Siegler Diversified Holdings Corp. was: January 13, 1987.

The registered office of Lear Siegler Diversified Holdings Corp. within the State of Delaware is located at 1209 Orange Street, City of Wilmington, New Castle County, Delaware 19801 and the name of its registered agent for service of process in the state is The Corporation Trust Company, the business office of which is identical with the registered office of Lear Siegler Diversified Holdings Corp.

By: /s/ James F. Matthews  
Authorized Officer  
Name: James F. Matthews  
Title: President, Secretary and Treasurer

**Connecticut**  
**2018 Miss You Calls**

Location Type	Account	Location: Name	Street	City	State	Zip Code	Subject	Activity Date
Wholesaler	Branford Winnelson	Branford Winnelson	22 McDermott Road	Branford	CT	06405	Miss You Call	3/22/2018
HVAC Contractor	Santa Fuel	Santa Fuel	154 ADMIRAL ST.	BRIDGEPORT	CT	06605	Miss You Call	3/22/2018
HHW	City Of Bristol Dept. Of Public Works	City Of Bristol Solid Waste Transfer Station	685 Lake Ave.	Bristol	CT	06010	Miss You Call	3/22/2018
HVAC Contractor	Laplaca Oil & Propane	Laplaca Oil & Propane	498 North Street	Goshen	CT	06756	Miss You Call	3/22/2018
Wholesaler	Trane	Trane Supply	178 Wallace Street	New Haven	CT	06511	Miss You Call	3/22/2018
Wholesaler	Quality Plumbing Supply	Quality Plumbing Supply	380 Davenport Ave.	New Haven	CT	06519	Miss You Call	3/22/2018
Wholesaler	Bell Simons	The Bell Pump Company	209 FORBES AVENUE	NEW HAVEN	CT	06512	Miss You Call	3/22/2018
Wholesaler	Bell Simons	The Bell Pump Company	91 CRYSTAL AVENUE	NEW LONDON	CT	06320	Miss You Call	3/22/2018
Wholesaler	The Granite Group	The Granite Group	71 - 81 FRONT ST	Putnam	CT	06260	Miss You Call	3/22/2018
Wholesaler	Dasco - Dunphey & Associates Supply Co., Inc.	Dasco - Dunphey & Associates Supply Co., Inc.	43 Homestead Ave.	Stamford	CT	06902	Miss You Call	3/22/2018
Wholesaler	Stamford Winnelson	Stamford Winnelson	81 Southfield Avenue	Stamford	CT	06902	Miss You Call	3/22/2018
Wholesaler	Bell Simons	The Bell Pump Company	20 VICTORY STREET	STAMFORD	CT	06902	Miss You Call	3/22/2018
HVAC Contractor	M & O Corporation	M & O Corporation	164 ALEX STREET	BRIDGEPORT	CT	06607	Miss You Call	3/27/2018
Wholesaler	Sid Harvey	Sid Harvey Industries	75 HAMILTON ST	NEW HAVEN	CT	06511	Miss You Call	3/27/2018
Wholesaler	United Refrigeration	United Refrigeration #48	190 Wallace Street	New Haven	CT	06511	Miss You Call	3/27/2018
Wholesaler	Johnstone Supply	Johnstone Supply Co	156 MAGEE AVENUE	STANFORD	CT	06902	Miss You Call	3/27/2018
HVAC Contractor	Main Enterprises	Main Enterprises	1180 STRATFORD RD.	STRATFORD	CT	06615	Miss You Call	3/27/2018
Wholesaler	Sid Harvey	Sid Harvey Industries	1935 Stratford Ave.	STRATFORD	CT	06615	Miss You Call	3/27/2018
Wholesaler	Plimpton & Hills Corp	Plimpton & Hills Corp.	148 South Colony Drive	Wallingford	CT	06492	Miss You Call	3/27/2018
Wholesaler	Sid Harvey	Sid Harvey Industries	278 RAILROAD HILL ST	WATERBURY	CT	06708	Miss You Call	3/27/2018
HVAC Contractor	Connecticut Refining Co.	Connecticut Refining Co.	25 Bernhard Rd	WEST HAVEN	CT	06473	Miss You Call	3/27/2018
HVAC Contractor	Valley Energy Co.	Valley Energy Co.	321 Albany TPK	Canton	CT	06019	Miss You Call	3/29/2018
Wholesaler	Essex Winair Co.	Essex Winair Co.	11c Bokum Road	Essex	CT	06426	Miss You Call	3/29/2018
Wholesaler	Plimpton & Hills Corp	Plimpton & Hills Corp.	146 Kings Highway East	Fairfield	CT	06825	Miss You Call	3/29/2018
Wholesaler	Plimpton & Hills Corp	Plimpton & Hills Corp.	2 Eastview Lane	Farmington	CT	06030	Miss You Call	3/29/2018
HHW	Town Of Granby	Town Of Granby	15 N. Granby Road	Granby	CT	06035	Miss You Call	3/29/2018
Wholesaler	Thames Valley Winnelson	Thames Valley Winnelson	975 North Road	Groton	CT	06340	Miss You Call	3/29/2018
HVAC Contractor	Dougherty Oil Co Inc	Dougherty Oil Co Inc	401 Soundview Road	Guilford	CT	06437	Miss You Call	3/29/2018
Wholesaler	R. E. Michel Co.	R.E. Michel Company, Inc	295 MURPHY ROAD	HARTFORD	CT	06114	Miss You Call	3/29/2018
Wholesaler	F.W. Webb	Fw Webb	200 Locust St.	Hartford	CT	06114	Miss You Call	3/29/2018
HHW	Town Of Manchester Transfer Station	Town Of Manchester Transfer Station	311 Olcott Street	Manchester	CT	06040	Miss You Call	3/29/2018
Wholesaler	R. E. Michel Co.	R.E. Michel Company, Inc	23 PERRY AVENUE	NORWALK	CT	06850	Miss You Call	3/29/2018
Wholesaler	Plimpton & Hills Corp	Plimpton & Hills Corp.	92 Research Drive	Stamford	CT	06906	Miss You Call	3/29/2018
Wholesaler	R. E. Michel Co.	R.E. Michel Company, Inc	640 ACCESS ROAD	STRATFORD	CT	06615	Miss You Call	3/29/2018
HVAC Contractor	Michael R Mader Co, Inc	Michael R Mader Co, Inc	33 GREAT NECK RD	Waterford	CT	06385	Miss You Call	3/29/2018
HHW	Town Of Watertown	Town Of Watertown	91 Burton Street	Watertown	CT	06795	Miss You Call	3/29/2018
HVAC Contractor	Servco Oil Company	Servco Oil Company	387 Danbury Road	Wilton	CT	06897	Miss You Call	3/29/2018
HVAC Contractor	C-Tech Solar	C-Tech Solar	1 Griffin Rd South	Bloomfield	CT	06002	Miss You Call	3/30/2018
HVAC Contractor	Pro-Mech, Inc	Pro-Mech, Inc	102d Filley St	Bloomfield	CT	06002	Miss You Call	3/30/2018
HVAC Contractor	Controlled Air, Inc	Controlled Air, Inc	21 Thompson Rd	Branford	CT	06405	Miss You Call	3/30/2018
HHW	City Of Bridgeport, Department Of Public Facilities	City Of Bridgeport, Department Of Public Facilities	999 BROAD ST	BRIDGEPORT	CT	06604	Miss You Call	3/30/2018

**Connecticut**  
**2018 Miss You Calls**

Wholesaler	New England Heating Supply	New England Heating Supply	805 WOOD AVENUE	BRIDGEPORT	CT	06604	Miss You Call	3/30/2018
HVAC Contractor	Standard Oil Of Ct	Standard Oil Of Ct	299 Bishop Avenue	Bridgeport	CT	06610	Miss You Call	3/30/2018
HVAC Contractor	Fire Protection Services	Fire Protection Services	1701 Highland Ave	Cheshire	CT	06410	Miss You Call	3/30/2018
HVAC Contractor	White Bowman Plumbing And Heating	White Bowman Plumbing And Heating	266 Sandbank Rd	Cheshire	CT	06410	Miss You Call	3/30/2018
Wholesaler	R. E. Michel Co.	R.E. Michel Company, Inc	91 PRESTIGE PARK CIRCLE	EAST HARTFORD	CT	06108	Miss You Call	3/30/2018
HVAC Contractor	Wj Dornfield Co LLC	Wj Dornfield Co LLC	78 Saltonstall Pkwy	East Haven	CT	06512	Miss You Call	3/30/2018
HVAC Contractor	Viglione Heating And Cooling	Viglione Heating And Cooling	259 Commerce St	East Haven	CT	06512	Miss You Call	3/30/2018
HVAC Contractor	Beacon Mechanical Service	Beacon Mechanical Service	12 Mechanicsville Rd	Granby	CT	06035	Miss You Call	3/30/2018
HVAC Contractor	Gr Wade LLC	Gr Wade LLC	71 Overlook Dr	Hamden	CT	06514	Miss You Call	3/30/2018
HVAC Contractor	Mechanical Heating And Plumbing	Mechanical Heating And Plumbing	52 Crestway	Hamden	CT	06514	Miss You Call	3/30/2018
HHW	Town Of Killingworth	Town Of Killingworth	323 Route 81	Killingworth	CT	06419	Miss You Call	3/30/2018
HVAC Contractor	Nutmeg Mechanical Service Inc.	Nutmeg Mechanical Service Inc.	130-3 Utopia Road	Manchester	CT	06042	Miss You Call	3/30/2018
HVAC Contractor	Solarcity	Solarcity	200 Cascade Boulevard	Milford	CT	06460	Miss You Call	3/30/2018
HVAC Contractor	Climate Engineering Commercial Services	Climate Engineering Commercial Services	922 Bridgeport Ave	Milford	CT	06460	Miss You Call	3/30/2018
HVAC Contractor	Coastal Inc	Coastal Inc	14 Marion Ave	Milford	CT	06460	Miss You Call	3/30/2018
HVAC Contractor	M & R Heating, Cooling, And Regrigeration	M & R Heating, Cooling, And Regrigeration	1050 Bridgeport Ave	Milford	CT	06460	Miss You Call	3/30/2018
HVAC Contractor	Environmental Engineering Inc	Environmental Engineering Inc	100 Old Gate Lane	Milford	CT	06460	Miss You Call	3/30/2018
HVAC Contractor	B & G Piping	B & G Piping	92 Erna Ave	Milford	CT	06461	Miss You Call	3/30/2018
HVAC Contractor	Enterprise Plumbing And Heating	Enterprise Plumbing And Heating	801 State Street	New Haven	CT	06511	Miss You Call	3/30/2018
HVAC Contractor	Htg Oil Ptnr/Ddlc Energy	Htg Oil Ptnr/Ddlc Energy	410 BANK ST	NEW LONDON	CT	06360	Miss You Call	3/30/2018
HVAC Contractor	F & F Mechanical Enterises	F & F Mechanical Enterises	2 Dwight Street	North Haven	CT	06473	Miss You Call	3/30/2018
HVAC Contractor	Valley Oil	Valley Oil	36 BROWNSTONE AVE.	PORTLAND	CT	06480	Miss You Call	3/30/2018
HVAC Contractor	A. E. Olsen Company	A. E. Olsen Company	1257 Southford Rd.	Southbury	CT	06488	Miss You Call	3/30/2018
Wholesaler	Abco Hvacr Supply	Abco Hvacr Supply-Stamford	198 LAWN AVE.	STAMFORD	CT	06902	Miss You Call	3/30/2018
HVAC Contractor	Air Solutions Heating And Cooling	Air Solutions Heating And Cooling	430 Fairfield Avenue	Stamford	CT	06902	Miss You Call	3/30/2018
HVAC Contractor	C & C Service LLC	C & C Service LLC	17 Davenport Street	Stamford	CT	06902	Miss You Call	3/30/2018
HVAC Contractor	Airtech Stamford	Airtech Stamford	21 Anthony Street	Stamford	CT	06902	Miss You Call	3/30/2018
HVAC Contractor	W R Johnson	W R Johnson	28 Scofield Avenue	Stamford	CT	06902	Miss You Call	3/30/2018
HVAC Contractor	Putnam Plumbing And Heating	Putnam Plumbing And Heating	52 Dyke Lane	Stamford	CT	06902	Miss You Call	3/30/2018
HVAC Contractor	Tarzia Plumbing And Heating	Tarzia Plumbing And Heating	1455 Newfield Avenue	Stamford	CT	06902	Miss You Call	3/30/2018
Wholesaler	Watsco	Carrier Air Conditioning Heating	67 Southfield Avenue	Stamford	CT	06902	Miss You Call	3/30/2018
Wholesaler	Torrington Supply	Torrington Supply	40 MEAD STREET	STRATFORD	CT	06615	Miss You Call	3/30/2018
Wholesaler	Watsco	Carrier Enterprise	650 Long Beach Blvd	Stratford	CT	06615	Miss You Call	3/30/2018
HVAC Contractor	E N T Heating And Cooling	E N T Heating And Cooling	160 S Turnpike Road	Wallingford	CT	06492	Miss You Call	3/30/2018
HVAC Contractor	Superior Mechanical Systems Inc	Superior Mechanical Systems Inc	126 S Turnpike Road	Wallingford	CT	06492	Miss You Call	3/30/2018
Wholesaler	Torrington Supply	Torrington Supply	100 N. ELM STREET	WATERBURY	CT	06723	Miss You Call	3/30/2018
HVAC Contractor	Harp Mechanical	Harp Mechanical	483 Spring Street	Windsor Locks	CT	06096	Miss You Call	3/30/2018
HVAC Contractor	Aiello Home Services	Aiello Home Services	600 Old County Circle	Windsor Locks	CT	06096	Miss You Call	3/30/2018

**Connecticut**  
**2018 Miss You Calls**

HVAC Contractor	Standard Oil Of Ct	Standard Oil Of Ct	299 Bishop Avenue	Bridgeport	CT	06610	Miss You Call	7/13/2018
HVAC Contractor	White Bowman Plumbing And Heating	White Bowman Plumbing And Heating	266 Sandbank Rd	Cheshire	CT	06410	Miss You Call	7/13/2018
HVAC Contractor	F.F. Hitchcock Company	F.F. Hitchcock Company	264 Sandbank Rd	Cheshire	CT	06492	Miss You Call	7/13/2018
HVAC Contractor	Gr Wade LLC	Gr Wade LLC	71 Overlook Dr	Hamden	CT	06514	Miss You Call	7/13/2018
HVAC Contractor	Mechanical Heating And Plumbing	Mechanical Heating And Plumbing	52 Crestway	Hamden	CT	06514	Miss You Call	7/13/2018
Wholesaler	Lennox	Lennox Parts Plus	110 Murphy Road	Hartford	CT	06114	Miss You Call	7/13/2018
HHW	Town Of Manchester Transfer Station	Town Of Manchester Transfer Station	311 Olcott Street	Manchester	CT	06040	Miss You Call	7/13/2018
HVAC Contractor	Climate Engineering Commercial Services	Climate Engineering Commercial Services	922 Bridgeport Ave	Milford	CT	06460	Miss You Call	7/13/2018
Wholesaler	Star Supply Company	Star Supply Company	118 GANDO DRIVE	NEW HAVEN	CT	06513	Miss You Call	7/13/2018
Wholesaler	Quality Plumbing Supply	Quality Plumbing Supply	380 Davenport Ave.	New Haven	CT	06519	Miss You Call	7/13/2018
HVAC Contractor	Petro	Petro	212 Elm Street	North Haven	CT	06473	Miss You Call	7/13/2018
HVAC Contractor	Anthony Caruso Plumbing	Anthony Caruso Plumbing	25 Perry Ave	Norwalk	CT	06850	Miss You Call	7/13/2018
HVAC Contractor	A. E. Olsen Company	A. E. Olsen Company	1257 Southford Rd.	Southbury	CT	06488	Miss You Call	7/13/2018
HVAC Contractor	Air Solutions Heating And Cooling	Air Solutions Heating And Cooling	430 Fairfield Avenue	Stamford	CT	06902	Miss You Call	7/13/2018
HVAC Contractor	C & C Service LLC	C & C Service LLC	17 Davenport Street	Stamford	CT	06902	Miss You Call	7/13/2018
HVAC Contractor	Airtech Stamford	Airtech Stamford	21 Anthony Street	Stamford	CT	06902	Miss You Call	7/13/2018
HVAC Contractor	W R Johnson	W R Johnson	28 Scofield Avenue	Stamford	CT	06902	Miss You Call	7/13/2018
HVAC Contractor	Putnam Plumbing And Heating	Putnam Plumbing And Heating	52 Dyke Lane	Stamford	CT	06902	Miss You Call	7/13/2018
HVAC Contractor	Tarzia Plumbing And Heating	Tarzia Plumbing And Heating	1455 Newfield Avenue	Stamford	CT	06902	Miss You Call	7/13/2018
Wholesaler	Watsco	Carrier Air Conditioning Heating	67 Southfield Avenue	Stamford	CT	06902	Miss You Call	7/13/2018
Wholesaler	Johnstone Supply	Johnstone Supply Co	156 MAGEE AVENUE	STANFORD	CT	06902	Miss You Call	7/13/2018
HVAC Contractor	Main Enterprises	Main Enterprises	1180 STRATFORD RD.	STRATFORD	CT	06615	Miss You Call	7/13/2018
HVAC Contractor	E N T Heating And Cooling	E N T Heating And Cooling	160 S Turnpike Road	Wallingford	CT	06492	Miss You Call	7/13/2018
HVAC Contractor	Superior Mechanical Systems Inc	Superior Mechanical Systems Inc	126 S Turnpike Road	Wallingford	CT	06492	Miss You Call	7/13/2018
HVAC Contractor	Controlled Air, Inc	Controlled Air, Inc	21 Thompson Rd	Branford	CT	06405	Miss You Call	7/17/2018
HHW	City Of Bridgeport, Department Of Public Facilities	City Of Bridgeport, Department Of Public Facilities	999 BROAD ST	BRIDGEPORT	CT	06604	Miss You Call	7/17/2018
Wholesaler	N&S Supply	N&S Supply	15 Starr Road	Danbury	CT	06810	Miss You Call	7/17/2018
Wholesaler	Sid Harvey	Sid Harvey Industries	41C Eagle Road	DANBURY	CT	06810	Miss You Call	7/17/2018
HVAC Contractor	Wj Dornfield Co LLC	Wj Dornfield Co LLC	78 Saltonstall Pkwy	East Haven	CT	06512	Miss You Call	7/17/2018
HVAC Contractor	Viglione Heating And Cooling	Viglione Heating And Cooling	259 Commerce St	East Haven	CT	06512	Miss You Call	7/17/2018
Wholesaler	B&F/Johnstone Supply	Johnstone Supply	21 Shady Street	Milford	CT	06460	Miss You Call	7/17/2018
HVAC Contractor	Coastal Inc	Coastal Inc	14 Marion Ave	Milford	CT	06460	Miss You Call	7/17/2018
HVAC Contractor	M & R Heating, Cooling, And Regrigeration	M & R Heating, Cooling, And Regrigeration	1050 Bridgeport Ave	Milford	CT	06460	Miss You Call	7/17/2018
HVAC Contractor	Jp Salmini Co	Jp Salmini Co	101 Gulf Street	Milford	CT	06460	Miss You Call	7/17/2018
HVAC Contractor	Environmental Engineering Inc	Environmental Engineering Inc	100 Old Gate Lane	Milford	CT	06460	Miss You Call	7/17/2018
HVAC Contractor	B & G Piping	B & G Piping	92 Erna Ave	Milford	CT	06461	Miss You Call	7/17/2018
Wholesaler	Torrco	Torrco	87 Union Street	New Haven	CT	06511	Miss You Call	7/17/2018

**Connecticut**  
**2018 Miss You Calls**

Wholesaler	Sid Harvey	Sid Harvey Industries	75 HAMILTON ST	NEW HAVEN	CT	06511	Miss You Call	7/17/2018
Wholesaler	F.W. Webb	Fw Webb	650 Ella T Grasso Blvd	New Haven	CT	06519	Miss You Call	7/17/2018
Wholesaler	Bell Simons	The Bell Pump Company	209 FORBES AVENUE	NEW HAVEN	CT	06512	Miss You Call	7/17/2018
HVAC Contractor	Enterprise Plumbing And Heating	Enterprise Plumbing And Heating	801 State Street	New Haven	CT	06511	Miss You Call	7/17/2018
Wholesaler	Watsco	Carrier Enterprise	4 Wilton Ave.	Norwalk	CT	06851	Miss You Call	7/17/2018
Wholesaler	Shelton Winair Co.,	Shelton Winair Co.,	740 RIVER ROAD	SHELTON	CT	06484	Miss You Call	7/17/2018
HVAC Contractor	Environmental Control, Inc.	Environmental Control, Inc.	1265 WOODEND ROAD	STRATFORD	CT	06615	Miss You Call	7/17/2018
Wholesaler	Torrington Supply	Torrington Supply	40 MEAD STREET	STRATFORD	CT	06615	Miss You Call	7/17/2018
Wholesaler	R. E. Michel Co.	R.E. Michel Company, Inc	640 ACCESS ROAD	STRATFORD	CT	06615	Miss You Call	7/17/2018
Wholesaler	Torrington Supply	Torrington Supply	100 N. ELM STREET	WATERBURY	CT	06723	Miss You Call	7/17/2018
HVAC Contractor	Wesson Energy	Wesson Energy	165 RAILROAD HILL STREET	WATERBURY	CT	06708	Miss You Call	7/17/2018
Wholesaler	F.W. Webb	Fw Webb Company	737 Bank St.	Waterbury	CT	06708	Miss You Call	7/17/2018
HVAC Contractor	Connecticut Refining Co.	Connecticut Refining Co.	25 Bernhard Rd	WEST HAVEN	CT	06473	Miss You Call	7/17/2018
HVAC Contractor	Fire Protection Services	Fire Protection Services	1701 Highland Ave	Cheshire	CT	06410	Miss You Call	7/19/2018
Wholesaler	The Granite Group	The Granite Group	71 - 81 FRONT ST	Putnam	CT	06260	Miss You Call	7/30/2018
HVAC Contractor	C-Tech Solar	C-Tech Solar	1 Griffin Rd South	Bloomfield	CT	06002	Miss You Call	11/8/2018
HVAC Contractor	Pro-Mech, Inc	Pro-Mech, Inc	102d Filley St	Bloomfield	CT	06002	Miss You Call	11/8/2018
HVAC Contractor	Controlled Air, Inc	Controlled Air, Inc	21 Thompson Rd	Branford	CT	06405	Miss You Call	11/8/2018
HHW	City Of Bridgeport, Department Of Public Facilities	City Of Bridgeport, Department Of Public Facilities	999 BROAD ST	BRIDGEPORT	CT	06604	Miss You Call	11/8/2018
HVAC Contractor	Santa Fuel	Santa Fuel	154 ADMIRAL ST.	BRIDGEPORT	CT	06605	Miss You Call	11/8/2018
HVAC Contractor	The Shaffer Company	The Shaffer Company	242 Main Street	Bristol	CT	06010	Miss You Call	11/8/2018
HVAC Contractor	Valley Energy Co.	Valley Energy Co.	321 Albany TPK	Canton	CT	06019	Miss You Call	11/13/2018
HVAC Contractor	Fire Protection Services	Fire Protection Services	1701 Highland Ave	Cheshire	CT	06410	Miss You Call	11/13/2018
HVAC Contractor	White Bowman Plumbing And Heating	White Bowman Plumbing And Heating	266 Sandbank Rd	Cheshire	CT	06410	Miss You Call	11/13/2018
HVAC Contractor	F.F. Hitchcock Company	F.F. Hitchcock Company	264 Sandbank Rd	Cheshire	CT	06492	Miss You Call	11/13/2018
HVAC Contractor	Automatic Tlc	Automatic Tlc	64 Oakland Avenue	East Hartford	CT	06108	Miss You Call	11/14/2018
HVAC Contractor	Wj Dornfield Co LLC	Wj Dornfield Co LLC	78 Saltonstall Pkwy	East Haven	CT	06512	Miss You Call	11/14/2018
HVAC Contractor	Viglione Heating And Cooling	Viglione Heating And Cooling	259 Commerce St	East Haven	CT	06512	Miss You Call	11/14/2018
HVAC Contractor	Laplaca Oil & Propane	Laplaca Oil & Propane	498 North Street	Goshen	CT	06756	Miss You Call	11/14/2018
HHW	Town Of Granby	Town Of Granby	15 N. Granby Road	Granby	CT	06035	Miss You Call	11/14/2018
HVAC Contractor	Beacon Mechanical Service	Beacon Mechanical Service	12 Mechanicsville Rd	Granby	CT	06035	Miss You Call	11/14/2018
Wholesaler	Sid Harvey	Sid Harvey	266 Bridge St.	Groton	CT	06340	Miss You Call	11/14/2018
HVAC Contractor	Mechanical Heating And Plumbing	Mechanical Heating And Plumbing	52 Crestway	Hamden	CT	06514	Miss You Call	11/15/2018
Wholesaler	Sid Harvey	Sid Harvey Industries	206 MURPHY RD.	HARTFORD	CT	06114	Miss You Call	11/15/2018
Wholesaler	F.W. Webb	Fw Webb	200 Locust St.	Hartford	CT	06114	Miss You Call	11/15/2018
HHW	Town Of Killingworth	Town Of Killingworth	323 Route 81	Killingworth	CT	06419	Miss You Call	11/15/2018
Wholesaler	Plimpton & Hills Corp	Plimpton & Hills Corp.	401 New State Road	Manchester	CT	06040	Miss You Call	11/15/2018
Wholesaler	Portland Winair Co.	Portland Winair Co.	70 Tuttle Road	Middletown	CT	06457	Miss You Call	11/16/2018
Wholesaler	B&F/Johnstone Supply	Johnstone Supply	21 Shady Street	Milford	CT	06460	Miss You Call	11/16/2018
Wholesaler	Johnstone Supply	Johnstone Supply Co	21 SHADY STREET	MILFORD	CT	06460	Miss You Call	11/16/2018
HVAC Contractor	Solarcity	Solarcity	200 Cascade Boulevard	Milford	CT	06460	Miss You Call	11/16/2018
HVAC Contractor	Climate Engineering Commercial Services	Climate Engineering Commercial Services	922 Bridgeport Ave	Milford	CT	06460	Miss You Call	11/16/2018

**Connecticut**  
**2018 Miss You Calls**

HVAC Contractor	Coastal Inc	Coastal Inc	14 Marion Ave	Milford	CT	06460	Miss You Call	11/16/2018
HVAC Contractor	M & R Heating, Cooling, And Regrigeration	M & R Heating, Cooling, And Regrigeration	1050 Bridgeport Ave	Milford	CT	06460	Miss You Call	11/16/2018
HVAC Contractor	Jp Salmini Co	Jp Salmini Co	101 Gulf Street	Milford	CT	06460	Miss You Call	11/16/2018
HVAC Contractor	Environmental Engineering Inc	Environmental Engineering Inc	100 Old Gate Lane	Milford	CT	06460	Miss You Call	11/16/2018
HVAC Contractor	B & G Piping	B & G Piping	92 Erna Ave	Milford	CT	06461	Miss You Call	11/16/2018
Wholesaler	Trane	Trane Supply	178 Wallace Street	New Haven	CT	06511	Miss You Call	11/16/2018
Wholesaler	Sid Harvey	Sid Harvey Industries	75 HAMILTON ST	NEW HAVEN	CT	06511	Miss You Call	11/16/2018
Wholesaler	Quality Plumbing Supply	Quality Plumbing Supply	380 Davenport Ave.	New Haven	CT	06519	Miss You Call	11/16/2018
Wholesaler	F.W. Webb	Fw Webb	650 Ella T Grasso Blvd	New Haven	CT	06519	Miss You Call	11/16/2018
HVAC Contractor	Enterprise Plumbing And Heating	Enterprise Plumbing And Heating	801 State Street	New Haven	CT	06511	Miss You Call	11/16/2018
Wholesaler	Torrco	Torrco	87 Union Street	New Haven	CT	06511	Miss You Call	11/20/2018
HVAC Contractor	Htg Oil Ptnr/Ddlc Energy	Htg Oil Ptnr/Ddlc Energy	410 BANK ST	NEW LONDON	CT	06360	Miss You Call	11/20/2018
HVAC Contractor	Ddlc Energy	Ddlc Energy	410 Bank Street	New London	CT	06320	Miss You Call	11/20/2018
HVAC Contractor	Anthony Caruso Plumbing	Anthony Caruso Plumbing	25 Perry Ave	Norwalk	CT	06850	Miss You Call	11/20/2018
Wholesaler	Watsco	Carrier Enterprise	4 Wilton Ave.	Norwalk	CT	06851	Miss You Call	11/20/2018
HVAC Contractor	Valley Oil	Valley Oil	36 BROWNSTONE AVE.	PORTLAND	CT	06480	Miss You Call	11/20/2018
Wholesaler	The Granite Group	The Granite Group	71 - 81 FRONT ST	Putnam	CT	06260	Miss You Call	11/21/2018
HVAC Contractor	Stafford Mechanical Services	Stafford Mechanical Services	4 Industrial Park Drive	Stafford Springs	CT	06076	Miss You Call	11/21/2018
HVAC Contractor	Air Solutions Heating And Cooling	Air Solutions Heating And Cooling	430 Fairfield Avenue	Stamford	CT	06902	Miss You Call	11/21/2018
HVAC Contractor	C & C Service LLC	C & C Service LLC	17 Davenport Street	Stamford	CT	06902	Miss You Call	11/21/2018
HVAC Contractor	Airtech Stamford	Airtech Stamford	21 Anthony Street	Stamford	CT	06902	Miss You Call	11/21/2018
HVAC Contractor	W R Johnson	W R Johnson	28 Scofield Avenue	Stamford	CT	06902	Miss You Call	11/21/2018
HVAC Contractor	Putnam Plumbing And Heating	Putnam Plumbing And Heating	52 Dyke Lane	Stamford	CT	06902	Miss You Call	11/21/2018
HVAC Contractor	Tarzia Plumbing And Heating	Tarzia Plumbing And Heating	1455 Newfield Avenue	Stamford	CT	06902	Miss You Call	11/21/2018
Wholesaler	United Refrigeration	United Refrigeration #G6	17 Viaduct Road	Stamford	CT	06907	Miss You Call	11/21/2018
Wholesaler	Watsco	Carrier Air Conditioning Heating	67 Southfield Avenue	Stamford	CT	06902	Miss You Call	11/21/2018
Wholesaler	Johnstone Supply	Johnstone Supply Co	156 MAGEE AVENUE	STANFORD	CT	06902	Miss You Call	11/21/2018
HVAC Contractor	Main Enterprises	Main Enterprises	1180 STRATFORD RD.	STRATFORD	CT	06615	Miss You Call	11/21/2018
Wholesaler	Torrington Supply	Torrington Supply	40 MEAD STREET	STRATFORD	CT	06615	Miss You Call	11/21/2018
Wholesaler	R. E. Michel Co.	R.E. Michel Company, Inc	640 ACCESS ROAD	STRATFORD	CT	06615	Miss You Call	11/21/2018
Wholesaler	Plimpton & Hills Corp	Plimpton & Hills Corp.	1415 East Main Street	Torrington	CT	06790	Miss You Call	11/21/2018
Retailer	Montville Hardware	Montville Hardware	907 RT 32	UNCASVILLE	CT	06382	Miss You Call	11/28/2018
HVAC Contractor	E N T Heating And Cooling	E N T Heating And Cooling	160 S Turnpike Road	Wallingford	CT	06492	Miss You Call	11/28/2018
HVAC Contractor	Superior Mechanical Systems Inc	Superior Mechanical Systems Inc	126 S Turnpike Road	Wallingford	CT	06492	Miss You Call	11/28/2018
Wholesaler	Torrington Supply	Torrington Supply	100 N. ELM STREET	WATERBURY	CT	06723	Miss You Call	11/28/2018
HVAC Contractor	Wesson Energy	Wesson Energy	165 RAILROAD HILL STREET	WATERBURY	CT	06708	Miss You Call	11/28/2018
HVAC Contractor	Michael R Mader Co, Inc	Michael R Mader Co, Inc	33 GREAT NECK RD	Waterford	CT	06385	Miss You Call	11/28/2018
HVAC Contractor	Connecticut Refining Co.	Connecticut Refining Co.	25 Bernhard Rd	WEST HAVEN	CT	06473	Miss You Call	11/28/2018
HVAC Contractor	Harp Mechanical	Harp Mechanical	483 Spring Street	Windsor Locks	CT	06096	Miss You Call	11/28/2018
HVAC Contractor	Aiello Home Services	Aiello Home Services	600 Old County Circle	Windsor Locks	CT	06096	Miss You Call	11/28/2018

**Connecticut  
2018 Site Visits**

Location Type	Account	Location: Name	Street	City	State	Zip Code	Subject	Activity Date
Wholesaler	R. E. Michel Co.	R.E. Michel Company, Inc	91 PRESTIGE PARK CIRCLE	EAST HARTFORD	CT	06108	Site Visit	2/26/2018
HVAC Contractor	Nutmeg Mechanical Service Inc.	Nutmeg Mechanical Service Inc.	130-3 Utopia Road	Manchester	CT	06042	Site Visit	2/26/2018
HVAC Contractor	Action Air Systems	Action Air Systems	131 Adams St	Manchester	CT	06042	Site Visit	2/26/2018
HVAC Contractor	Aire Tech Mechanical	Aire Tech Mechanical	150 Batson	Manchester	CT	06042	Site Visit	2/26/2018
Wholesaler	Commerical Heating Supply	Commerical Heating Supply	330 Nutmeg Road S	South Windsor	CT	06074	Site Visit	2/26/2018
HHW	City Of Bristol Dept. Of Public Works	City Of Bristol Solid Waste Transfer Station	685 Lake Ave.	Bristol	CT	06010	Site Visit	2/27/2018
Wholesaler	Bristol Winnelson Co	Bristol Winnelson Co	95 Valley Street	Bristol	CT	06010	Site Visit	2/27/2018
HHW	Town Of Manchester Transfer Station	Town Of Manchester Transfer Station	311 Olcott Street	Manchester	CT	06040	Site Visit	2/27/2018
Wholesaler	Manchester Winnelson	Manchester Winnelson	160 Hartford Road	Manchester	CT	06040	Site Visit	2/27/2018
Wholesaler	Torrco	Torrco	261 Oak Avenue	Torrington	CT	06790	Site Visit	2/27/2018
Wholesaler	Torrington Supply	Torrington Supply	100 N. ELM STREET	WATERBURY	CT	06723	Site Visit	2/27/2018
Wholesaler	New Britain Supply	New Britain Supply	154 Woodlawn Road	Berlin	CT	06037	Site Visit	2/28/2018
Wholesaler	Plimpton & Hills Corp	Plimpton & Hills Corp.	2 Eastview Lane	Farmington	CT	06030	Site Visit	2/28/2018
Wholesaler	Sid Harvey	Sid Harvey Inc	206 MURPHY ROAD	HARTFORD	CT	06114	Site Visit	2/28/2018
Wholesaler	F.W. Webb	Fw Webb	200 Locust St.	Hartford	CT	06114	Site Visit	2/28/2018
Wholesaler	United Refrigeration	United Refrigeration #G1	230 Wawarme Avenue	Hartford	CT	06114	Site Visit	2/28/2018
HVAC Contractor	Macca Plumbing	Macca Plumbing	284 Locust Street	Hartford	CT	06114	Site Visit	2/28/2018
Wholesaler	Central Airesupply Inc.	Central Airesupply Inc.	118 Ledyard Street	Hartford	CT	06114	Site Visit	3/1/2018
HVAC Contractor	Crest Mechanical	Crest Mechanical	41 Walnut Street	Hartford	CT	06120	Site Visit	3/1/2018
Wholesaler	Sid Harvey	Sid Harvey Industries	75 HAMILTON ST	NEW HAVEN	CT	06511	Site Visit	3/1/2018
Wholesaler	United Refrigeration	United Refrigeration #48	190 Wallace Street	New Haven	CT	06511	Site Visit	3/1/2018
Wholesaler	Wallingford Winnelson Co.	Wallingford Winnelson Co.	1068 N. Farms Road Bldg. 1	Wallingford	CT	06492	Site Visit	3/1/2018
Wholesaler	Plimpton & Hills Corp	Plimpton & Hills Corp.	148 South Colony Drive	Wallingford	CT	06492	Site Visit	3/1/2018
Wholesaler	Essex Winair Co.	Essex Winair Co.	11c Bokum Road	Essex	CT	06426	Site Visit	3/5/2018
Wholesaler	Thames Valley Winnelson	Thames Valley Winnelson	975 North Road	Groton	CT	06340	Site Visit	3/5/2018
Wholesaler	The Granite Group	The Granite Group	75 JEFFERSON AVE	New London	CT	06320	Site Visit	3/5/2018
Wholesaler	The Granite Group	The Granite Group	47 New London Turnpike	Norwich	CT	06360	Site Visit	3/5/2018
Wholesaler	Viking Supply	Viking Supply	31 Connecticut Avenue	Norwich	CT	06360	Site Visit	3/5/2018
Wholesaler	The Granite Group	The Granite Group	45 Connolly Drive	Old Saybrook	CT	06475	Site Visit	3/5/2018
Wholesaler	The Granite Group	The Granite Group	71 - 81 FRONT ST	Putnam	CT	06260	Site Visit	3/5/2018
Wholesaler	Willimantic Winnelson	Willimantic Winnelson	65 Moalton Ct.	Willimantic	CT	06226	Site Visit	3/5/2018
Wholesaler	Branford Winnelson	Branford Winnelson	22 McDermott Road	Branford	CT	06405	Site Visit	3/6/2018
Wholesaler	New England Heating Supply	New England Heating Supply	805 WOOD AVENUE	BRIDGEPORT	CT	06604	Site Visit	3/6/2018
Wholesaler	B Lipnick Supply Co.	B Lipnick Supply Co.	2016 Main Street	Bridgeport	CT	06604	Site Visit	3/6/2018
Wholesaler	Plimpton & Hills Corp	Plimpton & Hills Corp.	24 Nod Road	Clinton	CT	06413	Site Visit	3/6/2018
Wholesaler	R. E. Michel Co.	R.E. Michel Company, Inc	640 ACCESS ROAD	STRATFORD	CT	06615	Site Visit	3/6/2018
Wholesaler	Sid Harvey	Sid Harvey Industries	1935 Stratford Ave.	STRATFORD	CT	06615	Site Visit	3/6/2018
Wholesaler	Watsco	Carrier Enterprise	650 Long Beach Blvd	Stratford	CT	06615	Site Visit	3/6/2018
Wholesaler	Plimpton & Hills Corp	Plimpton & Hills Corp.	92 Research Drive	Stamford	CT	06906	Site Visit	3/7/2018
Wholesaler	Abco Hvacr Supply	Abco Hvacr Supply-Stamford	198 LAWN AVE.	STAMFORD	CT	06902	Site Visit	3/7/2018
Wholesaler	Bell Simons	The Bell Pump Company	20 VICTORY STREET	STAMFORD	CT	06902	Site Visit	3/7/2018



**Connecticut**  
**2018 Site Visits**

HHW	City Of Bridgeport, Department Of Public Facilities	City Of Bridgeport, Department Of Public Facilities	999 BROAD ST	BRIDGEPORT	CT	06604	Site Visit	3/8/2018
Wholesaler	Trane	Trane Supply	178 Wallace Street	New Haven	CT	06511	Site Visit	3/8/2018
Wholesaler	Quality Plumbing Supply	Quality Plumbing Supply	380 Davenport Ave.	New Haven	CT	06519	Site Visit	3/8/2018
Wholesaler	R. E. Michel Co.	R.E. Michel Company, Inc	23 PERRY AVENUE	NORWALK	CT	06850	Site Visit	3/8/2018
Wholesaler	Dasco - Dunphey & Associates Supply Co., Inc.	Dasco - Dunphey & Associates Supply Co., Inc.	43 Homestead Ave.	Stamford	CT	06902	Site Visit	3/8/2018
Wholesaler	Stamford Winnelson	Stamford Winnelson	81 Southfield Avenue	Stamford	CT	06902	Site Visit	3/8/2018
Wholesaler	Watsco	Carrier Air Conditioning Heating	67 Southfield Avenue	Stamford	CT	06902	Site Visit	3/8/2018
Wholesaler	Johnstone Supply	Johnstone Supply Co	156 MAGEE AVENUE	STANFORD	CT	06902	Site Visit	3/8/2018
Wholesaler	Torrington Supply	Torrington Supply	40 MEAD STREET	STRATFORD	CT	06615	Site Visit	3/8/2018
Wholesaler	Bell Simons	The Bell Pump Company	209 FORBES AVENUE	NEW HAVEN	CT	06512	Site Visit	3/15/2018

**Connecticut**  
**2018 Collection Location Summary Report**

Location Status	Bin Bar Code	Location Type	Account: TRC Account Name	Name	Street	City	State	Zip Code	Contact Phone	Return Date	Number of Loose Switches	Number of Mercury Thermostats	Total Mercury Volume (lbs.)
Active	M18454	Wholesaler	Modern Plumbing Supply	Modern Plumbing Supply	152 Berlin Turnpike	Berlin	CT	06037		3/2/2018	0	23	0.1426
Active		Wholesaler	New Britain Supply	New Britain Supply	154 Woodlawn Road	Berlin	CT	06037	860-229-3743				
Active	M18453	Wholesaler	New Britain Supply	New Britain Supply	154 Woodlawn Road	Berlin	CT	06037	860-229-3743	3/5/2018	0	5	0.031
Active		HVAC Contractor	Adolf Krueger	Adolf Krueger	34 Stony Hill Rd	Bethel	CT	06801					
Active		HVAC Contractor	C-Tech Solar	C-Tech Solar	1 Griffin Rd South	Bloomfield	CT	06002	860-580-7174				
Active		HVAC Contractor	Pro-Mech, Inc	Pro-Mech, Inc	102d Filley St	Bloomfield	CT	06002	860-243-3952				
Active	M18445	Wholesaler	Branford Winnelson	Branford Winnelson	22 McDermott Road	Branford	CT	06405	(203) 483-7216	3/12/2018	0	13	0.0868
Active		HVAC Contractor	Controlled Air, Inc	Controlled Air, Inc	21 Thompson Rd	Branford	CT	06405					
Active		HHW	Town Of Branford	Town Of Branford	747 East Main St.	Branford	CT	06405	(203) 315-0622				
Active		HVAC Contractor	Alliance Heating And Air	Alliance Heating And Air	25 Brookfield Ave	Bridgeport	CT	06610					
Inactive		Wholesaler	B Lipnick Supply Co.	B Lipnick Supply Co.	2016 Main Street	Bridgeport	CT	06604					
Inactive	M18293	Wholesaler	B. Lipnick Supply Co., Inc.	B. Lipnick Supply Co., Inc.	2016 Main Street	Bridgeport	CT	06604	203-334-6191	2/8/2018	0	1	0.0062
Inactive	M18293	Wholesaler	B. Lipnick Supply Co., Inc.	B. Lipnick Supply Co., Inc.	2016 Main Street	Bridgeport	CT	06604	203-334-6191	3/29/2018	0	0	0
Active		Wholesaler	Bell Simons	Bell Simons Co.	805 Wood Ave	Bridgeport	CT	06604	203-335-5569				
Active		HHW	City Of Bridgeport, Department Of Public Facilities	City Of Bridgeport, Department Of Public Facilities	999 BROAD ST	BRIDGEPORT	CT	06604	203-576-7124				
Active		HVAC Contractor	Custom Air Systems	Custom Air Systems	765 Housatonic Ave	Bridgeport	CT	06604					
Active	M14517	HVAC Contractor	M & O Corporation	M & O Corporation	164 ALEX STREET	BRIDGEPORT	CT	06607	203-367-4292	4/3/2018	0	45	0.62
Inactive		Wholesaler	New England Heating Supply	New England Heating Supply	805 WOOD AVENUE	BRIDGEPORT	CT	06604	203-384-2909				
Active		HVAC Contractor	Santa Fuel	Santa Fuel	154 ADMIRAL ST.	BRIDGEPORT	CT	06605	800-937-2682				
Active		HVAC Contractor	Santa Fuel	Santa Fuel	154 ADMIRAL ST.	BRIDGEPORT	CT	06605	800-937-2682				
Active	M17643	HVAC Contractor	Standard Oil Of Ct	Standard Oil Of Ct	299 Bishop Avenue	Bridgeport	CT	06610	203-337-3096	8/7/2018	0	50	0.3162
Active		Wholesaler	Bristol Winnelson Co	Bristol Winnelson Co	95 Valley Street	Bristol	CT	06010	860-584-0224				
Active	M19658	Wholesaler	Bristol Winnelson Co	Bristol Winnelson Co	95 Valley Street	Bristol	CT	06010	860-584-0224	1/24/2018	3	4	0.0496
Inactive		HHW	City Of Bristol Department Of Public Works	City Of Bristol Solid Waste Transfer Station	685 Lake Avenue	Bristol	CT	06010	860-584-7798				
Active	M18868	HHW	City Of Bristol Dept. Of Public Works	City Of Bristol Solid Waste Transfer Station	685 Lake Ave.	Bristol	CT	06010	(860) 550-3796	3/5/2018	1	50	0.3162
Active		HVAC Contractor	James J. Rybczyk Plumbing	James J. Rybczyk Plumbing	45 Palmorr Pl	Bristol	CT	06010					
Active		HVAC Contractor	The Shaffer Company	The Shaffer Company	242 Main Street	Bristol	CT	06010	860-583-1363				
Active		HHW	Housatonic Resources Recovery Authority	Housatonic Resources Recovery Authority	162 Whisconier Road	Brookfield	CT	06804	(203) 775-4539				
Active		HHW	Housatonic Resources Recovery Authority	Housatonic Resources Recovery Authority	162 Whisconier Road	Brookfield	CT	06804	(203) 775-4539				
Active	M20854	HHW	Housatonic Resources Recovery Authority	Housatonic Resources Recovery Authority	162 Whisconier Road	Brookfield	CT	06804	(203) 775-4539	10/5/2018	0	25	0.1612
Active		HVAC Contractor	Petro	Petro	125 Commerce Drive	Brookfield	CT	06804					
Active		HVAC Contractor	Valley Energy Co.	Valley Energy Co.	321 Albany TPK	Canton	CT	06019	860-693-2401				
Active		HVAC Contractor	F.F. Hitchcock Company	F.F. Hitchcock Company	264 Sandbank Rd	Cheshire	CT	06492					
Active		HVAC Contractor	Fire Protection Services	Fire Protection Services	1701 Highland Ave	Cheshire	CT	06410					
Active		HVAC Contractor	White Bowman Plumbing And Heating	White Bowman Plumbing And Heating	266 Sandbank Rd	Cheshire	CT	06410					
Active		HVAC Contractor	White Bowman Plumbing And Heating	White Bowman Plumbing And Heating	266 Sandbank Rd	Cheshire	CT	06410					
Active	M18264	Wholesaler	Plimpton & Hills Corp	Plimpton & Hills Corp.	24 Nod Road	Clinton	CT	06413	860-664-4020	3/12/2018	0	21	0.1426
Active		Wholesaler	Plimpton & Hills Corp	Plimpton & Hills Corp.	24 Nod Road	Clinton	CT	06413	860-664-4020				
Active		HVAC Contractor	Eastern Refrigeration	Eastern Refrigeration	275 Old Hartford Road	Colchester	CT	06415					
Active		Wholesaler	The Granite Group	The Granite Group	464 SOUTH MAIN ST	Colchester	CT	06415	860-537-7600				
Active		Wholesaler	The Granite Group	The Granite Group	464 SOUTH MAIN ST	Colchester	CT	06415	860-537-7600				
Active		HVAC Contractor	Carmine's Plumbing	Carmine's Plumbing	90 Sand Pit Road	Danbury	CT	06810					
Active		HVAC Contractor	Landmark Air Systems	Landmark Air Systems	366 Kenosia Ave	Danbury	CT	06810					
Active	M18414	Wholesaler	N&S Supply	N&S Supply	15 Starr Road	Danbury	CT	06810	203-791-9300	7/25/2018	0	1	0.0062
Active	M20263	Wholesaler	Plimpton & Hills Corp	Plimpton & Hills Corp.	30 Federal Road	Danbury	CT	06810	203-743-9221	2/13/2018	365	3	2.2816
Active		Wholesaler	Plimpton & Hills Corp	Plimpton & Hills Corp.	30 Federal Road	Danbury	CT	06810	203-743-9221				
Active		Wholesaler	Plimpton & Hills Corp	Plimpton & Hills Corp.	30 Federal Road	Danbury	CT	06810	203-743-9221				
Active		HVAC Contractor	Preferred Air Systems	Preferred Air Systems	15 Federal Road	Danbury	CT	06810					
Active	M14258	Wholesaler	Sid Harvey	Sid Harvey Industries	41C Eagle Road	DANBURY	CT	06810	203-778-8888	7/23/2018	0	33	0.31
Inactive		HVAC Contractor	Ddlc Energy	D.D.L.C Energy		DAVIDSON	CT	06234					
Active	M18259	Wholesaler	Plimpton & Hills Corp	Plimpton & Hills Corp.	210 East Canaan Road (Rt..44)	East Canaan	CT	06024	860-824-7942	9/24/2018	0	2	0.0124
Active	M18259	Wholesaler	Plimpton & Hills Corp	Plimpton & Hills Corp.	210 East Canaan Road (Rt..44)	East Canaan	CT	06024	860-824-7942	10/19/2018	0	28	0.1922
Active		HVAC Contractor	Automatic Tlc	Automatic Tlc	64 Oakland Avenue	East Hartford	CT	06108	860-528-4328				

Connecticut  
2018 Collection Location Summary Report

Active		HVAC Contractor	Automatic Tlc	Automatic Tlc	64 Oakland Avenue	East Hartford	CT	06108	860-528-4328				
Active		HVAC Contractor	Automatic Tlc	Automatic Tlc	64 Oakland Avenue	East Hartford	CT	06108	860-528-4328				
Active		HVAC Contractor	Automatic Tlc	Automatic Tlc	64 Oakland Avenue	East Hartford	CT	06108	860-528-4328				
Inactive		HVAC Contractor	Brothers Oil Company	Brothers Oil Company	486 School St.	East Hartford	CT	06108	860-289-9468				
Active		HVAC Contractor	J And B	J And B	89 Church	East Hartford	CT	06108					
Active		HVAC Contractor	Petro	Kasden Fuel	340 Tolland Street	East Hartford	CT	06108	860-289-5431				
Active		HVAC Contractor	Petro	Kasden Fuel	340 Tolland Street	East Hartford	CT	06108	860-289-5431				
Active		HVAC Contractor	L.K. Sheet Metal	L.K. Sheet Metal	35 Wrobel Place	East Hartford	CT	06108					
Active	M10603	Wholesaler	R. E. Michel Co.	R.E. Michel Company, Inc	91 PRESTIGE PARK CIRCLE, UNIT 4	EAST HARTFORD	CT	06108	860-289-1545	3/2/2018	0	32	0.2294
Inactive		Wholesaler	R. E. Michel Co.	R.E. Michel Company, Inc	91 PRESTIGE PARK CIRCLE	EAST HARTFORD	CT	06108	860-289-1545				
Active		Wholesaler	R. E. Michel Co.	R.E. Michel Company, Inc	91 PRESTIGE PARK CIRCLE, UNIT 4	EAST HARTFORD	CT	06108	860-289-1545				
Active		Wholesaler	R. E. Michel Co.	R.E. Michel Company, Inc	91 PRESTIGE PARK CIRCLE, UNIT 4	EAST HARTFORD	CT	06108	860-289-1545				
Inactive		Wholesaler	R. E. Michel Co.	R.E. Michel Company, Inc	91 PRESTIGE PARK CIRCLE	EAST HARTFORD	CT	06108	860-289-1545				
Inactive		Wholesaler	R. E. Michel Co.	R.E. Michel Company, Inc	91 PRESTIGE PARK CIRCLE	EAST HARTFORD	CT	06108	860-289-1545				
Inactive		Wholesaler	R. E. Michel Co.	R.E. Michel Company, Inc	91 PRESTIGE PARK CIRCLE	EAST HARTFORD	CT	06108	860-289-1545				
Inactive		Wholesaler	R. E. Michel Co.	R.E. Michel Company, Inc	91 PRESTIGE PARK CR. UNIT 4	EAST HARTFORD	CT	06108	860-289-1545				
Active		HVAC Contractor	Viglione Heating And Cooling	Viglione Heating And Cooling	259 Commerce St	East Haven	CT	06512	203-467-8388				
Active		HVAC Contractor	Wj Dornfield Co LLC	Wj Dornfield Co LLC	78 Saltonstall Pkwy	East Haven	CT	06512	203-469-6418				
Active		Wholesaler	Torroco	Torroco	38 Prospect Hill Road	East Windsor	CT	06088					
Active		HVAC Contractor	Earthlight Technologies	Earthlight Technologies	92 West Road	Ellington	CT	06029					
Active	M18198	Wholesaler	Essex Winair Co.	Essex Winair Co.	11c Bokum Road	Essex	CT	06426	860-767-9018	3/8/2018	0	11	0.0682
Active	M17487	Wholesaler	Essex Winnelson Company	Essex Winnelson Company	186 Westbrook Road	Essex	CT	06426	860-767-0134	9/18/2018	0	15	0.093
Inactive		HHW	Lower Ct River Valley Council Of Governments	Lower Ct River Valley Council Of Governments	145 Old Dennison Road	Essex	CT	06426	860-581-8554				
Active		HHW	Lower Ct River Valley Council Of Governments	River Cog Household Hazardous Waste Facility	5 Dump Road	Essex	CT	06426					
Active		HHW	Town Of Essex Transfer Station & Recycling Center	Town Of Essex Transfer Station & Recycling Center	5 Dump Road	Essex	CT	06426	(860) 767-1926				
Active	M18254	Wholesaler	Plimpton & Hills Corp	Plimpton & Hills Corp.	146 Kings Highway East	Fairfield	CT	06825	203-332-4273	3/12/2018	0	113	0.7688
Inactive		Wholesaler	Bell Simons	Bell Simons	519 Cooke Street	Farmington	CT	06032	860-525-6675				
Active		HVAC Contractor	Modern Mechanical	Modern Mechanical	519 Cooke Street	Farmington	CT	06032					
Active	M18263	Wholesaler	Plimpton & Hills Corp	Plimpton & Hills Corp.	2 Eastview Lane	Farmington	CT	06030	860-888-8590	3/7/2018	0	16	0.0992
Active	M17903	HHW	Southeast Connecticut Regional Resources Recovery Authority	Southeast Connecticut Regional Resources Recovery Authority	7 Hurlbutt Road	Gales Ferry	CT	06335	860-381-5558	7/30/2018	0	105	0.6696
Active		HHW	Southeast Connecticut Regional Resources Recovery Authority	Southeast Connecticut Regional Resources Recovery Authority	7 Hurlbutt Road	Gales Ferry	CT	06335	860-381-5558				
Active		HHW	Southeast Connecticut Regional Resources Recovery Authority	Southeast Connecticut Regional Resources Recovery Authority	7 Hurlbutt Road	Gales Ferry	CT	06335	860-381-5558				
Active		HHW	Southeast Connecticut Regional Resources Recovery Authority	Southeast Connecticut Regional Resources Recovery Authority	7 Hurlbutt Road	Gales Ferry	CT	06335	860-381-5558				
Active		HHW	Southeast Connecticut Regional Resources Recovery Authority	Southeast Connecticut Regional Resources Recovery Authority	7 Hurlbutt Road	Gales Ferry	CT	06335	860-381-5558				
Active		HHW	Southeast Connecticut Regional Resources Recovery Authority	Southeast Connecticut Regional Resources Recovery Authority	7 Hurlbutt Road	Gales Ferry	CT	06335	860-381-5558				
Active		HHW	Southeast Connecticut Regional Resources Recovery Authority	Southeast Connecticut Regional Resources Recovery Authority	7 Hurlbutt Road	Gales Ferry	CT	06335	860-381-5558				
Active		HHW	Southeast Connecticut Regional Resources Recovery Authority	Southeast Connecticut Regional Resources Recovery Authority	7 Hurlbutt Road	Gales Ferry	CT	06335	860-381-5558				
Active		HHW	Southeast Connecticut Regional Resources Recovery Authority	Southeast Connecticut Regional Resources Recovery Authority	7 Hurlbutt Road	Gales Ferry	CT	06335	860-381-5558				
Active		HHW	Southeast Connecticut Regional Resources Recovery Authority	Southeast Connecticut Regional Resources Recovery Authority	7 Hurlbutt Road	Gales Ferry	CT	06335	860-381-5558				
Active		HHW	Southeast Connecticut Regional Resources Recovery Authority	Southeast Connecticut Regional Resources Recovery Authority	7 Hurlbutt Road	Gales Ferry	CT	06335	860-381-5558				

Connecticut  
2018 Collection Location Summary Report

Active	HHW	Southeast Connecticut Regional Resources Recovery Authority	Southeast Connecticut Regional Resources Recovery Authority	7 Hurlbutt Road	Gales Ferry	CT	06335	860-381-5558				
Active	HHW	Southeast Connecticut Regional Resources Recovery Authority	Southeast Connecticut Regional Resources Recovery Authority	7 Hurlbutt Road	Gales Ferry	CT	06335	860-381-5558				
Active	HHW	Southeast Connecticut Regional Resources Recovery Authority	Southeast Connecticut Regional Resources Recovery Authority	7 Hurlbutt Road	Gales Ferry	CT	06335	860-381-5558				
Active	HVAC Contractor	House Brothers Plumbing	House Brothers Plumbing	74 Kreiger Ln	Glastonbury	CT	06033					
Active	HVAC Contractor	Laplaca Oil & Propane	Laplaca Oil & Propane	498 North Street	Goshen	CT	06756	860-601-7957				
Active	M19870	HVAC Contractor	Beacon Mechanical Service	12 Mechanicsville Rd	Granby	CT	06035	860-844-0111	12/24/2018	4	33	0.248
Active	HHW	Town Of Granby	Town Of Granby	15 N. Granby Road	Granby	CT	06035	860-653-8960				
Active	HHW	Town Of Granby	Town Of Granby	15 N. Granby Road	Granby	CT	06035	860-653-8960				
Active	Wholesaler	Sid Harvey	Sid Harvey	266 Bridge St.	Groton	CT	06340	860-448-4949				
Inactive	Wholesaler	Sid Harvey	Sid Harvey Industries	266 BRIDGE ST	GROTON	CT	06340	860-448-4949				
Active	M17351	Wholesaler	Thames Valley Winnelson	975 North Road	Groton	CT	06340	860-448-1900	3/12/2018	0	14	0.217
Active	Wholesaler	The Granite Group	The Granite Group	1425 GOLD STAR HIGHWAY	Groton	CT	06340	860-629-7700				
Active	Wholesaler	The Granite Group	The Granite Group	1425 GOLD STAR HIGHWAY	Groton	CT	06340	860-629-7700				
Active	M18628	HVAC Contractor	Dougherty Oil Co Inc	401 Soundview Road	Guilford	CT	06437	203-488-2669	4/4/2018	0	45	0.279
Active	HVAC Contractor	Dougherty Oil Co Inc	Dougherty Oil Co Inc	401 Soundview Road	Guilford	CT	06437	203-488-2669				
Inactive	HVAC Contractor	R&B Refrigeration Inc.	R&B Refrigeration Inc.	18 Graves Avenue	Guilford	CT	06437	203-453-6831				
Inactive	Other	Placeholder	Supply New England	640 Booston Post Road	Guilford	CT	06437	(203) 453-4358				
Active	Wholesaler	Supply New England	Supply New England	640 Bost Post Road	Guilford	CT	06437	203-453-4358				
Active	Wholesaler	Supply New England	Supply New England	640 Bost Post Road	Guilford	CT	06437	203-453-4358				
Active	M19998	HVAC Contractor	Gr Wade LLC	71 Overlook Dr	Hamden	CT	06514	203-230-9636	7/27/2018	0	31	0.3162
Active	HVAC Contractor	Mechanical Heating And Plumbing	Mechanical Heating And Plumbing	52 Crestway	Hamden	CT	06514	203-281-5522				
Active	HVAC Contractor	Pipeology LLC	Pipeology LLC	131 Leeder Hill Dr	Hamden	CT	06517					
Active	HVAC Contractor	All State Fire	All State Fire	110 Murphy	Hartford	CT	06114					
Active	Wholesaler	Bell Simons	Bell Simon Co.	319 MURPHY ROAD	HARTFORD	CT	06114	860-525-6675				
Active	M13270	Wholesaler	Bell Simon Co.	319 MURPHY ROAD	HARTFORD	CT	06114	860-525-6675	2/7/2018	2	76	0.6634
Active	M13262	Wholesaler	Bell Simon Co.	319 MURPHY ROAD	HARTFORD	CT	06114	860-525-6675	3/29/2018	0	86	0.589
Active	Wholesaler	Watsco	Carrier Enterprise	70 Meadow Street	Hartford	CT	06114	860-296-4533				
Active	Wholesaler	Watsco	Carrier Enterprise	70 Meadow Street	Hartford	CT	06114	860-296-4533				
Active	Wholesaler	Central Airesupply Inc.	Central Airesupply Inc.	118 Ledyard Street	Hartford	CT	06114					
Active	HVAC Contractor	Crest Mechanical	Crest Mechanical	41 Walnut Street	Hartford	CT	06120					
Active	HVAC Contractor	Crest Mechanical	Crest Mechanical	41 Walnut Street	Hartford	CT	06120					
Active	M20687	Wholesaler	F.W. Webb	150 Locust St	Hartford	CT	06114	(860) 522-9322	2/8/2018	0	0	0
Active	M18653	Wholesaler	F.W. Webb	150 Locust St	Hartford	CT	06114	(860) 522-9322	2/8/2018	0	0	0
Inactive	Wholesaler	F.W. Webb	Fw Webb	200 Locust St.	Hartford	CT	06114	860-722-2433				
Active	Wholesaler	F.W. Webb	Fw Webb	150 Locust St	Hartford	CT	06114	(860) 522-9322				
Inactive	Wholesaler	Hartford Winnelson	Hartford Winnelson	287 Homestead Avenue	Hartford	CT	06112					
Active	M14507	Wholesaler	B&F/Johnstone Supply	255 Locust Street	Hartford	CT	06114	860-727-9699	1/25/2018	101	98	1.395
Active	Wholesaler	B&F/Johnstone Supply	Johnstone Supply	255 Locust Street	Hartford	CT	06114	860-727-9699				
Active	M20501	Wholesaler	Lennox	110 Murphy Road	Hartford	CT	06114	(959) 200-7395	10/4/2018	0	44	0.2728
Active	M20501	Wholesaler	Lennox	110 Murphy Road	Hartford	CT	06114	(959) 200-7395	11/19/2018	0	0	0
Active	HVAC Contractor	Macca Plumbing	Macca Plumbing	284 Locust Street	Hartford	CT	06114					
Active	P10229	Wholesaler	Plimpton & Hills Corp	2 Brainard Road	Hartford	CT	06114	860-522-4233	12/6/2018	0	0	0
Active	Wholesaler	Plimpton & Hills Corp	Plimpton & Hills Corp	2 Brainard Road	Hartford	CT	06114	860-522-4233				
Active	M10630	Wholesaler	R. E. Michel Co.	295 MURPHY ROAD	HARTFORD	CT	06114	800-293-0810	9/19/2018	0	125	0.8866
Active	M10629	Wholesaler	R. E. Michel Co.	295 MURPHY ROAD	HARTFORD	CT	06114	800-293-0810	9/19/2018	0	120	0.8618
Active	Wholesaler	Robinson Supply Co	Robinson Supply Co	226 Prestige Parkway	Hartford	CT	06108	860-291-9260				
Active	Wholesaler	Robinson Supply Co	Robinson Supply Co	226 Prestige Parkway	Hartford	CT	06108	860-291-9260				
Inactive	Wholesaler	Sid Harvey	Sid Harvey Inc	206 MURPHY ROAD	HARTFORD	CT	06114					
Active	Wholesaler	Sid Harvey	Sid Harvey Industries	206 MURPHY RD.	HARTFORD	CT	06114	860-524-0250				
Active	Wholesaler	Sid Harvey	Sid Harvey Industries	206 MURPHY RD.	HARTFORD	CT	06114	860-524-0250				
Active	M10883	Wholesaler	Sid Harvey	206 MURPHY RD.	HARTFORD	CT	06114	860-524-0250	11/26/2018	0	7	0.0434
Inactive	Other	Placeholder	Supply New England	235 Newfield Avenue	Hartford	CT	06106	(860) 953-7701				
Inactive	Wholesaler	Bell Simons	The Bell Pump Company	319 MURPHY ROAD	HARTFORD	CT	06114	860-246-6775				
Inactive	HHW	The Metropolitan District	The Metropolitan District	555 MAIN STREET	HARTFORD	CT	06103	860 278-7850				
Active	M12273	Wholesaler	Trane Supply	485 Ledyard Street	Hartford	CT	06114	860-541-1721	10/25/2018	0	19	0.3844
Active	Wholesaler	Trane	Trane Supply	485 Ledyard Street	Hartford	CT	06114	860-541-1721				
Active	M16551	Wholesaler	United Refrigeration	230 Wawarme Avenue	Hartford	CT	06114	860-278-9200	10/17/2018	0	9	0.1302
Active	Wholesaler	United Refrigeration	United Refrigeration #G1	230 Wawarme Avenue	Hartford	CT	06114	860-278-9200				
Active	HHW	Town Of Killingworth	Town Of Killingworth	323 Route 81	Killingworth	CT	06419	860-663-1765				
Active	HVAC Contractor	Action Air Systems	Action Air Systems	131 Adams St	Manchester	CT	06042					

Connecticut

2018 Collection Location Summary Report

Active		HVAC Contractor	Aire Tech Mechanical	Aire Tech Mechanical	150 Batson	Manchester	CT	06042					
Active	M18408	Wholesaler	Manchester Winnelson	Manchester Winnelson	160 Hartford Road	Manchester	CT	06040	3/2/2018	0	2	0.0124	
Active		Wholesaler	Manchester Winnelson	Manchester Winnelson	160 Hartford Road	Manchester	CT	06040					
Active	M10213	HVAC Contractor	Nutmeg Mechanical Service Inc.	Nutmeg Mechanical Service Inc.	130-3 Utopia Road	Manchester	CT	06042	860-643-2042	3/2/2018	3	20	0.1922
Active		Wholesaler	Plimpton & Hills Corp	Plimpton & Hills Corp.	401 New State Road	Manchester	CT	06040	860-533-1108				
Active	M17924	HHW	Town Of Manchester Transfer Station	Town Of Manchester Transfer Station	311 Olcott Street	Manchester	CT	06040	(860) 647-5279	8/1/2018	0	8	0.062
Active		HHW	Town Of Manchester Transfer Station	Town Of Manchester Transfer Station	311 Olcott Street	Manchester	CT	06040	(860) 647-5279				
Active		HHW	Mansfield Transfer Station	Mansfield Transfer Station	221 Warrenville Rd. -- SEND TO MAILING ADDRESS	Mansfield Center	CT	06250	(860) 429-3333				
Active		HHW	City Of Middletown	City Of Middletown	245 Dekoven Drive	Middletown	CT	06457	(860) 638-4855				
Active		Wholesaler	Portland Winair Co.	Portland Winair Co.	70 Tuttle Road	Middletown	CT	06457	860-632-0747				
Active		Wholesaler	Portland Winair Co.	Portland Winair Co.	70 Tuttle Road	Middletown	CT	06457	860-632-0747				
Active		HVAC Contractor	B & G Piping	B & G Piping	92 Erna Ave	Milford	CT	06461	203-877-2937				
Active		HVAC Contractor	Climate Engineering Commercial Services	Climate Engineering Commercial Services	922 Bridgeport Ave	Milford	CT	06460	203-347-4024				
Active		HVAC Contractor	Coastal Inc	Coastal Inc	14 Marion Ave	Milford	CT	06460	203-877-5155				
Active		HVAC Contractor	Environmental Engineering Inc	Environmental Engineering Inc	100 Old Gate Lane	Milford	CT	06460	203-874-0812				
Active		HVAC Contractor	Environmental Engineering Inc	Environmental Engineering Inc	100 Old Gate Lane	Milford	CT	06460	203-874-0812				
Active		Wholesaler	B&F/Johnstone Supply	Johnstone Supply	21 Shady Street	Milford	CT	06460	203-882-5550				
Active		Wholesaler	Johnstone Supply	Johnstone Supply Co	21 SHADY STREET	MILFORD	CT	06460	203-881-5550				
Active		Wholesaler	Johnstone Supply	Johnstone Supply Co	21 SHADY STREET	MILFORD	CT	06460	203-881-5550				
Active		Wholesaler	Johnstone Supply	Johnstone Supply Co	21 SHADY STREET	MILFORD	CT	06460	203-881-5550				
Active		Wholesaler	Johnstone Supply	Johnstone Supply Co	21 SHADY STREET	MILFORD	CT	06460	203-881-5550				
Active		Wholesaler	Johnstone Supply	Johnstone Supply Co	21 SHADY STREET	MILFORD	CT	06460	203-881-5550				
Active		HVAC Contractor	Jp Salmini Co	Jp Salmini Co	101 Gulf Street	Milford	CT	06460	203-878-8501				
Active		HVAC Contractor	M & R Heating, Cooling, And Reigration	M & R Heating, Cooling, And Reigration	1050 Bridgeport Ave	Milford	CT	06460					
Active		HVAC Contractor	Solarcity	Solarcity	200 Cascade Boulevard	Milford	CT	06460	860-933-6421				
Active		HVAC Contractor	Link Mechanical	Link Mechanical	34 Walnut Street	New Britain	CT	06051					
Active	M18257	Wholesaler	Plimpton & Hills Corp	Plimpton & Hills Corp.	189 Chestnut Street	New Britain	CT	06050	860-229-2076	7/2/2018	0	71	0.5456
Inactive		HVAC Contractor	Quality Mechanical Service LLC	Quality Mechanical Service LLC	102 Ramstein Road	New Hartford	CT	06057	860-489-8005				
Active		HVAC Contractor	Buckingham Routh Co.	Buckingham Routh Co.	20 Goodwin Street	New Haven	CT	06512					
Active	M17661	Wholesaler	Watsco	Carrier Enterprise	185 Wallall Street	New Haven	CT	06511	203-821-3033	3/26/2018	0	62	0.3844
Active	M17661	Wholesaler	Watsco	Carrier Enterprise	185 Wallall Street	New Haven	CT	06511	203-821-3033	6/22/2018	0	90	0.5828
Active		HVAC Contractor	Enterprise Plumbing And Heating	Enterprise Plumbing And Heating	801 State Street	New Haven	CT	06511	203-787-4311				
Active		Wholesaler	F.W. Webb	Fw Webb	650 Ella T Grasso Blvd	New Haven	CT	06519	203-865-6124				
Active		Wholesaler	Quality Plumbing Supply	Quality Plumbing Supply	380 Davenport Ave.	New Haven	CT	06519	(203) 777-6813				
Active		HVAC Contractor	Ruotolo Mechanical	Ruotolo Mechanical	29 Printers Lane	New Haven	CT	06519	203-772-1563				
Active		HVAC Contractor	Ruotolo Mechanical	Ruotolo Mechanical	29 Printers Lane	New Haven	CT	06519	203-772-1563				
Active		HVAC Contractor	Ruotolo Mechanical	Ruotolo Mechanical	29 Printers Lane	New Haven	CT	06519	203-772-1563				
Active	M18205	Wholesaler	Sid Harvey	Sid Harvey	75 Hamilton St.	New Haven	CT	06511	203-787-0251	3/6/2018	0	30	0.1984
Active	M18205	Wholesaler	Sid Harvey	Sid Harvey	75 Hamilton St.	New Haven	CT	06511	203-787-0251	7/25/2018	0	3	0.0186
Active		Wholesaler	Sid Harvey	Sid Harvey Industries	75 HAMILTON ST	NEW HAVEN	CT	06511	203-787-0251				
Active		Wholesaler	Star Supply Company	Star Supply Company	118 GANDO DRIVE	NEW HAVEN	CT	06513	(203)772-2240				
Active	M13095	Wholesaler	Star Supply Company	Star Supply Company	118 GANDO DRIVE	NEW HAVEN	CT	06513	(203)772-2240	7/10/2018	0	128	0.9858
Active		Wholesaler	Star Supply Company	Star Supply Company	118 GANDO DRIVE	NEW HAVEN	CT	06513	(203)772-2240				
Inactive		Wholesaler	Star Supply Company-Closed	Star Supply Company-Closed	1040 STATE STREET	NEW HAVEN	CT	06511	(203)772-2240				
Active		Wholesaler	Bell Simons	The Bell Pump Company	209 FORBES AVENUE	NEW HAVEN	CT	06512	203-469-5351				
Active	M14873	Wholesaler	Bell Simons	The Bell Pump Company	209 FORBES AVENUE	NEW HAVEN	CT	06512	203-469-5351	8/1/2018	0	85	0.5642
Active		Wholesaler	Torrco	Torrco	87 Union Street	New Haven	CT	06511	203-756-3641				
Active		Wholesaler	Trane	Trane Supply	178 Wallace Street	New Haven	CT	06511	860-437-6208				
Active	M16552	Wholesaler	United Refrigeration	United Refrigeration #48	190 Wallace Street	New Haven	CT	06511	203-787-2200	3/6/2018	6	28	0.3162
Active		HVAC Contractor	Ddlc Energy	Ddlc Energy	410 Bank Street	New London	CT	06320					
Active		HVAC Contractor	Ddlc Energy	Ddlc Energy	410 Bank Street	New London	CT	06320					
Active		HVAC Contractor	Ddlc Energy	Ddlc Energy	410 Bank Street	New London	CT	06320					
Active		HVAC Contractor	Ddlc Energy	Ddlc Energy	410 Bank Street	New London	CT	06320					
Active		HVAC Contractor	Htg Oil Ptnr/Ddlc Energy	Htg Oil Ptnr/Ddlc Energy	410 BANK ST	NEW LONDON	CT	06360	860-271-2020				
Active		HVAC Contractor	Htg Oil Ptnr/Ddlc Energy	Htg Oil Ptnr/Ddlc Energy	410 BANK ST	NEW LONDON	CT	06360	860-271-2020				
Active	M13266	Wholesaler	Bell Simons	The Bell Pump Company	91 CRYSTAL AVENUE	NEW LONDON	CT	06320	860-443-2036	4/3/2018	0	7	0.0558
Active	M16348	Wholesaler	The Granite Group	The Granite Group	75 JEFFERSON AVE	New London	CT	06320		9/19/2018	0	5	0.031

## Connecticut

## 2018 Collection Location Summary Report

Active		HVAC Contractor	Mckenney Mechanical Contractors	Mckenney Mechanical Contractors	15 Commerce	Newtown	CT	06470						
Inactive	M19899	HVAC Contractor	F & F Mechanical Enterprises	F & F Mechanical Enterprises	2 Dwight Street	North Haven	CT	06473	203-239-7025	6/8/2018	0	0	0	
Active	M12153	HVAC Contractor	Petro	Petro	212 Elm Street	North Haven	CT	06473	(203) 985-4551	10/25/2018	0	57	0.372	
Active	M16349	Wholesaler	The Granite Group	The Granite Group	300 SACKETT POINT RD	North Haven	CT	06473		1/19/2018	0	6	0.0434	
Active		Wholesaler	The Granite Group	The Granite Group	300 SACKETT POINT RD	North Haven	CT	06473						
Active		HVAC Contractor	Anthony Caruso Plumbing	Anthony Caruso Plumbing	25 Perry Ave	Norwalk	CT	06850	(203) 838-7633					
Active		HVAC Contractor	Astacio Plumbing	Astacio Plumbing	15 South Street	Norwalk	CT	06854						
Active		Wholesaler	Watsco	Carrier Enterprise	4 Wilton Ave.	Norwalk	CT	06851	203-840-4949					
Active		HVAC Contractor	Petro	Petro	55 Bay Street	Norwalk	CT	06854						
Active		Wholesaler	R. E. Michel Co.	R.E. Michel Company, Inc	23 PERRY AVENUE	NORWALK	CT	06850	(203) 847-4921					
Active		Wholesaler	R. E. Michel Co.	R.E. Michel Company, Inc	23 PERRY AVENUE	NORWALK	CT	06850	(203) 847-4921					
Active		Wholesaler	R. E. Michel Co.	R.E. Michel Company, Inc	23 PERRY AVENUE	NORWALK	CT	06850	(203) 847-4921					
Active		Wholesaler	R. E. Michel Co.	R.E. Michel Company, Inc	23 PERRY AVENUE	NORWALK	CT	06850	(203) 847-4921					
Active		Wholesaler	Trane	Trane	145 Main Street	Norwalk	CT	6851						
Active	M16347	Wholesaler	The Granite Group	The Granite Group	47 New London Turnpike	Norwich	CT	06360		3/12/2018	0	7	0.0434	
Active		HVAC Contractor	The Nutmeg Companies Inc	The Nutmeg Companies Inc	1 Ohio Ave	Norwich	CT	06360						
Active	M18413	Wholesaler	Viking Supply	Viking Supply	31 Connecticut Avenue	Norwich	CT	06360		3/12/2018	0	6	0.0372	
Active		Wholesaler	The Granite Group	The Granite Group	45 Connolly Drive	Old Saybrook	CT	06475	603-545-3377					
Active		Wholesaler	The Granite Group	The Granite Group	45 Connolly Drive	Old Saybrook	CT	06475	603-545-3377					
Active	M13808	Wholesaler	The Granite Group	The Granite Group	873 NORWICH RD	PLAINFIELD	CT	06374	603-545-3377	10/18/2018	0	21	0.1302	
Active	M19941	HVAC Contractor	Saucier Mechanical Services	Saucier Mechanical Services	148 Norton Street	Plantsville	CT	06479		2/21/2018	64	89	1.1904	
			Sullivan, Donald And Sons	Sullivan, Donald And Sons										
Active		HVAC Contractor	Plumbing	Plumbing	980 S Main Street	Plantsville	CT	06479						
Active		HVAC Contractor	Daniels Oil Co., Inc.	Daniels Oil Co., Inc.	8 HIGH STREET PO BOX 32	PORTLAND	CT	06480	860-342-3778					
Active		HVAC Contractor	Daniels Oil Co., Inc.	Daniels Oil Co., Inc.	8 HIGH STREET PO BOX 32	PORTLAND	CT	06480	860-342-3778					
Active		HVAC Contractor	Valley Oil	Valley Oil	36 BROWNSTONE AVE.	PORTLAND	CT	06480	860-342-6125					
Active		HVAC Contractor	Valley Oil	Valley Oil	36 BROWNSTONE AVE.	PORTLAND	CT	06480	860-342-6125					
Active		HVAC Contractor	Valley Oil	Valley Oil	36 BROWNSTONE AVE.	PORTLAND	CT	06480	860-342-6125					
Active		Wholesaler	The Granite Group	The Granite Group	71 - 81 FRONT ST	Putnam	CT	06260	603-545-3377					
Active		HVAC Contractor	Solarcity	Solarcity	714 Brook St.	Rocky Hill	CT	06067	860-670-9308					
Active		Wholesaler	Shelton Winair Co.,	Shelton Winair Co.,	740 RIVER ROAD	SHELTON	CT	06484	203-929-6319					
Active	M10828	Wholesaler	Shelton Winair Co.,	Shelton Winair Co.,	740 RIVER ROAD	SHELTON	CT	06484	203-929-6319	7/26/2018	0	16	0.1178	
Active		Wholesaler	Commerical Heating Supply	Commerical Heating Supply	330 Nutmeg Road S	South Windsor	CT	06074						
Active		Wholesaler	Commerical Heating Supply	Commerical Heating Supply	330 Nutmeg Road S	South Windsor	CT	06074						
Active		HVAC Contractor	Glasco Heating	Glasco Heating	56 Glendale	South Windsor	CT	06074						
Active	M18266	Wholesaler	Mitchell Fuel Co. Inc.	Mitchell Fuel Co. Inc.	1209 Sullivan Ave.	South Windsor	CT	06074	860-644-2561	1/10/2018	0	28	0.2046	
Active		Wholesaler	Mitchell Fuel Co. Inc.	Mitchell Fuel Co. Inc.	1209 Sullivan Ave.	South Windsor	CT	06074	860-644-2561					
Active		HVAC Contractor	Raymond McLaughlin	Raymond McLaughlin	53 Commerce Way	South Windsor	CT	06074						
Active		HVAC Contractor	Woodcock Refrigeration	Woodcock Refrigeration	30 Kennedy Road	South Windsor	CT	06074						
Active	M20264	HVAC Contractor	A. E. Olsen Company	A. E. Olsen Company	1257 Southford Rd.	Southbury	CT	06488	203-264-6571	7/26/2018	0	105	1.1036	
Active		HVAC Contractor	Arthur E Olsen	Arthur E Olsen	1257 Southford Road	Southbury	CT	06488						
Active		HVAC Contractor	Frank Talarico	Frank Talarico	203 Old Watubury Road	Southbury	CT	06488						
Active		HVAC Contractor	Air Temp Mechanical Services	Air Temp Mechanical Services	360 Captain Lewis Dr	Southington	CT	06489						
Active	M19961	HVAC Contractor	Fox Heating	Fox Heating	37 Westford Ave	Stafford Springs	CT	06076	(860) 875-1416	6/8/2018	0	33	0.2232	
Active		HVAC Contractor	Stafford Mechanical	Stafford Mechanical	4 Industrial Park	Stafford Springs	CT	06076						
Active		HVAC Contractor	Stafford Mechanical Services	Stafford Mechanical Services	4 Industrial Park Drive	Stafford Springs	CT	06076	860-684-9485					
Active	M16517	Wholesaler	Abco Hvacr Supply	Abco Hvacr Supply-Stamford	198 LAWN AVE.	STAMFORD	CT	06902	203-325-9000	3/12/2018	0	6	0.0558	
Active		HVAC Contractor	Air Solutions Heating And Cooling	Air Solutions Heating And Cooling	430 Fairfield Avenue	Stamford	CT	06902	203-357-8853					
Active		HVAC Contractor	Airtech Stamford	Airtech Stamford	21 Anthony Street	Stamford	CT	06902	203-323-3959					
Active		HVAC Contractor	Powers Energy Solutions, LLC	Avalon Bay Communities - Do Not Return	50 Forest Street	Stamford	CT	06901						
Active	M20658	HVAC Contractor	Powers Energy Solutions, LLC	Avalon Bay Communities - Do Not Return	50 Forest Street	Stamford	CT	06901		4/3/2018	0	66	0.4092	
Active	M20656	HVAC Contractor	Powers Energy Solutions, LLC	Avalon Bay Communities - Do Not Return	50 Forest Street	Stamford	CT	06901		4/3/2018	0	71	0.4402	
Active		HVAC Contractor	Powers Energy Solutions, LLC	Avalon Bay Communities - Do Not Return	50 Forest Street	Stamford	CT	06901						
Active		HVAC Contractor	Powers Energy Solutions, LLC	Avalon Bay Communities - Do Not Return	50 Forest Street	Stamford	CT	06901						
Active		HVAC Contractor	C & C Service LLC	C & C Service LLC	17 Davenport Street	Stamford	CT	06902	203-323-2866					
Active		Wholesaler	Watsco	Carrier Air Conditioning Heating	67 Southfield Avenue	Stamford	CT	06902	203-357-1727					
Active		Wholesaler	Dasco - Dunphey & Associates Supply Co., Inc.	Dasco - Dunphey & Associates Supply Co., Inc.	43 Homestead Ave.	Stamford	CT	06902	203-602-5557					

## Connecticut

## 2018 Collection Location Summary Report

Active		Wholesaler	Dasco - Dunphey & Associates Supply Co., Inc.	Dasco - Dunphey & Associates Supply Co., Inc.	43 Homestead Ave.	Stamford	CT	06902	203-602-5557				
Active		Wholesaler	F.W. Webb	Fw Webb	200 Richmond Hill Ave.	Stamford	CT	06902	203-325-1355				
Active		Wholesaler	F.W. Webb	Fw Webb	200 Richmond Hill Ave.	Stamford	CT	06902	203-325-1355				
Active	M17813	Wholesaler	B&F/Johnstone Supply	Johnstone Supply	156 Magee Avenue	Stamford	CT	06902	203-359-2626	3/12/2018	0	30	0.1984
Active	M18256	Wholesaler	Plimpton & Hills Corp	Plimpton & Hills Corp.	92 Research Drive	Stamford	CT	06906	203-965-5959	3/12/2018	0	8	0.0682
Active		HVAC Contractor	Putnam Plumbing And Heating	Putnam Plumbing And Heating	52 Dyke Lane	Stamford	CT	06902	203-324-9127				
Active	M20887	Wholesaler	Stamford Winnelson	Stamford Winnelson	81 Southfield Avenue	Stamford	CT	06902	203-965-0692	6/1/2018	0	0	0
Active		Wholesaler	Stamford Winnelson	Stamford Winnelson	81 Southfield Avenue	Stamford	CT	06902	203-965-0692				
Active		HVAC Contractor	Tarzia Plumbing And Heating	Tarzia Plumbing And Heating	1455 Newfield Avenue	Stamford	CT	06902	203-322-1900				
Active	M13264	Wholesaler	Bell Simons	The Bell Pump Company	20 VICTORY STREET	STAMFORD	CT	06902	203-324-2139	3/12/2018	0	5	0.031
Active		Wholesaler	Bell Simons	The Bell Pump Company	20 VICTORY STREET	STAMFORD	CT	06902	203-324-2139				
Active	M18517	Wholesaler	Trane	Trane Supply	47 Harbor View Avenue	Stamford	CT	06902	203-295-2170	5/1/2018	0	30	0.186
Active		Wholesaler	Trane	Trane Supply	47 Harbor View Avenue	Stamford	CT	06902	203-295-2170				
Active		Wholesaler	United Refrigeration	United Refrigeration #G6	17 Viaduct Road	Stamford	CT	06907	203-359-4300				
Active		Wholesaler	United Refrigeration	United Refrigeration #G6	17 Viaduct Road	Stamford	CT	06907	203-359-4300				
Active		HVAC Contractor	W R Johnson	W R Johnson	28 Scofield Avenue	Stamford	CT	06902					
Active		Wholesaler	Johnstone Supply	Johnstone Supply Co	156 MAGEE AVENUE	STANFORD	CT	06902	203-369-2626				
Active		Wholesaler	Turner And Harrison	Turner And Harrison	54 RESEARCH DRIVE	STANFORD	CT	06906	203-348-6743				
Active		Wholesaler	Turner And Harrison	Turner And Harrison	54 RESEARCH DRIVE	STANFORD	CT	06906	203-348-6743				
Active		Wholesaler	Watsco	Carrier Enterprise	650 Long Beach Blvd	Stratford	CT	06615	203-375-6390				
Active		Wholesaler	Watsco	Carrier Enterprise	650 Long Beach Blvd	Stratford	CT	06615	203-375-6390				
Active	M14628	HVAC Contractor	Environmental Control, Inc.	Environmental Control, Inc.	1265 WOODEND ROAD	STRATFORD	CT	06615	203-375-5228	9/17/2018	0	42	0.4588
Active		HVAC Contractor	Main Enterprises	Main Enterprises	1180 STRATFORD RD.	STRATFORD	CT	06615	(203) 334-3419				
Active		HVAC Contractor	Main Enterprises	Main Enterprises	1180 STRATFORD RD.	STRATFORD	CT	06615	(203) 334-3419				
Active		Wholesaler	R. E. Michel Co.	R. E. Michel Company, Inc	640 ACCESS ROAD	STRATFORD	CT	06615	203-380-9382				
Active		Wholesaler	R. E. Michel Co.	R. E. Michel Company, Inc	640 ACCESS ROAD	STRATFORD	CT	06615	203-380-9382				
Active		Wholesaler	R. E. Michel Co.	R. E. Michel Company, Inc	640 ACCESS ROAD	STRATFORD	CT	06615	203-380-9382				
Active	M15139	Wholesaler	R. E. Michel Co.	Re Michel Co Inc.	840 ACCESS ROAD	STRATFORD	CT	06615	203-380-9382	3/12/2018	0	38	0.2728
Active		Wholesaler	R. E. Michel Co.	Re Michel Co Inc.	840 ACCESS ROAD	STRATFORD	CT	06615	203-380-9382				
Active		Wholesaler	Sid Harvey	Sid Harvey Industries	1935 Stratford Ave.	STRATFORD	CT	06615	203-375-4328				
Active	M14480	Wholesaler	Sid Harvey	Sid Harvey Industries	1935 Stratford Ave.	STRATFORD	CT	06615	203-375-4328	3/12/2018	0	95	0.7564
Active		Wholesaler	Torrington Supply	Torrington Supply	40 MEAD STREET	STRATFORD	CT	06615	203-381-9340				
Active	M17232	Wholesaler	Tower Equipment Co Inc	Tower Equipment Co Inc	1320 WEST BROAD ST	STRATFORD	CT	06615	203-375-4420	8/3/2018	0	4	0.0248
Active	M17236	Wholesaler	Tower Equipment Co Inc	Tower Equipment Co Inc	1320 WEST BROAD ST	STRATFORD	CT	06615	203-375-4420	8/3/2018	0	8	0.0496
Active	M17237	Wholesaler	Tower Equipment Co Inc	Tower Equipment Co Inc	1320 WEST BROAD ST	STRATFORD	CT	06615	203-375-4420	7/26/2018	0	45	0.3162
Active		Wholesaler	Tower Equipment Co Inc	Tower Equipment Co Inc	1320 WEST BROAD ST	STRATFORD	CT	06615	203-375-4420				
Active		Wholesaler	Tower Equipment Co Inc	Tower Equipment Co Inc	1320 WEST BROAD ST	STRATFORD	CT	06615	203-375-4420				
Active		Wholesaler	Tower Equipment Co Inc	Tower Equipment Co Inc	1320 WEST BROAD ST	STRATFORD	CT	06615	203-375-4420				
Active		Wholesaler	Tower Equipment Co Inc	Tower Equipment Co Inc	1320 WEST BROAD ST	STRATFORD	CT	06615	203-375-4420				
Active		Wholesaler	Tower Equipment Co Inc	Tower Equipment Co Inc	1320 WEST BROAD ST	STRATFORD	CT	06615	203-375-4420				
Active	M19955	HVAC Contractor	Barry Cone's	Barry Cone's	22 Migeon Ave	Torrington	CT	06790		1/25/2018	0	31	0.2294
Active		HVAC Contractor	Performance Plumbing	Performance Plumbing	400 Riverside Ave	Torrington	CT	06790					
Active		Wholesaler	Plimpton & Hills Corp	Plimpton & Hills Corp.	1415 East Main Street	Torrington	CT	06790	860-482-0238				
Active	M17327	HVAC Contractor	Quality Mechanical Service	Quality Mechanical Service	95 Turner Avenue	Torrington	CT	06790		1/31/2018	0	8	0.0558
Active		HVAC Contractor	Quality Mechanical Service	Quality Mechanical Service	95 Turner Avenue	Torrington	CT	06790					
Active		HVAC Contractor	Scoville Plumbing	Scoville Plumbing	311 S Main Street	Torrington	CT	06790					
Active	M18397	Wholesaler	Torrco	Torrco	261 Oak Avenue	Torrington	CT	06790		3/5/2018	0	3	0.0186
Active		Wholesaler	Torrco	Torrco	261 Oak Avenue	Torrington	CT	06790					
Active		Retailer	Montville Hardware	Montville Hardware	907 RT 32	UNCASVILLE	CT	06382	860-848-3616				
Active		Wholesaler	Watsco	Carrier Enterprise (Homans Associates)	2 Northrop IND. Park Road	Wallingford	CT	06492	800-840-9510				
Inactive		HVAC Contractor	E N T Heating And Cooling	E N T Heating And Cooling	160 S Turnpike Road	Wallingford	CT	06492	203-284-8881				
Active	M18253	Wholesaler	Plimpton & Hills Corp	Plimpton & Hills Corp.	148 South Colony Drive	Wallingford	CT	06492	203-269-7739	2/22/2018	11	33	0.279
Active		HVAC Contractor	Superior Mechanical Systems Inc	Superior Mechanical Systems Inc	126 S Turnpike Road	Wallingford	CT	06492	203-265-9333				
Active		Wholesaler	Wallingford Winnelson Co.	Wallingford Winnelson Co.	1068 N. Farms Road Bldg. 1	Wallingford	CT	06492	203-265-1116				
Active		Wholesaler	Wallingford Winnelson Co.	Wallingford Winnelson Co.	1068 N. Farms Road Bldg. 1	Wallingford	CT	06492	203-265-1116				
Active	M18651	Wholesaler	F.W. Webb	Fw Webb Company	737 Bank St.	Waterbury	CT	06708	203-574-5959	7/24/2018	0	40	0.2914
Active		Wholesaler	Sid Harvey	Sid Harvey Industries	278 RAILROAD HILL ST	WATERBURY	CT	06708	203-756-4480				
Active	M19618	Wholesaler	Sid Harvey	Sid Harvey Industries	278 RAILROAD HILL ST	WATERBURY	CT	06708	203-756-4480	7/2/2018	0	86	0.6448
Active	M19618	Wholesaler	Sid Harvey	Sid Harvey Industries	278 RAILROAD HILL ST	WATERBURY	CT	06708	203-756-4480	3/15/2018	0	103	0.6386
Active		Wholesaler	Sid Harvey	Sid Harvey Industries	278 RAILROAD HILL ST	WATERBURY	CT	06708	203-756-4480				
Active	M14866	Wholesaler	Torrington Supply	Torrington Supply	100 N. ELM STREET	WATERBURY	CT	06723	203-465-4287	3/1/2018	0	6	0.0372
Active		Wholesaler	Torrington Supply	Torrington Supply	100 N. ELM STREET	WATERBURY	CT	06723	203-465-4287				
Active		Wholesaler	Torrington Supply	Torrington Supply	100 N. ELM STREET	WATERBURY	CT	06723	203-465-4287				

Connecticut

2018 Collection Location Summary Report

Active		HVAC Contractor	Wesson Energy	Wesson Energy	165 RAILROAD HILL STREET	WATERBURY	CT	06708	203-756-7041				
Active		HVAC Contractor	Wesson Energy	Wesson Energy	165 RAILROAD HILL STREET	WATERBURY	CT	06708	203-756-7041				
Active		HVAC Contractor	Wesson Energy	Wesson Energy	165 RAILROAD HILL STREET	WATERBURY	CT	06708	203-756-7041				
Active	P10232	Wholesaler	F.W. Webb	F.W. Webb	570 Vauxhall Street Ext	Waterford	CT	06385	860-629-5900	8/9/2018	0	0	0
Active	M18171	Wholesaler	F.W. Webb	F.W. Webb	570 Vauxhall Street Ext	Waterford	CT	06385	860-629-5900	8/8/2018	0	65	0.4464
Active	M21167	Wholesaler	F.W. Webb	F.W. Webb	570 Vauxhall Street Ext	Waterford	CT	06385	860-629-5900	12/19/2018	6	16	0.1612
Active	M21166	Wholesaler	F.W. Webb	F.W. Webb	570 Vauxhall Street Ext	Waterford	CT	06385	860-629-5900	12/19/2018	9	13	0.1364
Active		HVAC Contractor	Michael R Mader Co, Inc	Michael R Mader Co, Inc	33 GREAT NECK RD	Waterford	CT	06385	860-442-3610				
Active		HVAC Contractor	Michael R Mader Co, Inc	Michael R Mader Co, Inc	33 GREAT NECK RD	Waterford	CT	06385	860-442-3610				
Active	M17406	HHW	Town Of Watertown	Town Of Watertown	91 Burton Street	Watertown	CT	06795	203-982-1037	4/17/2018	0	12	0.124
Active		HVAC Contractor	Water Systems Solutions	Water Systems Solutions	740 Thomaston Road	Watertown	CT	06795					
Active		HVAC Contractor	Mare C Heating	Mare C Heating	12 Jansen Ct	West Hartford	CT	06110					
Active		Wholesaler	Supply New England	Supply New England	235 Newfield Ave.	West Hartford	CT	06106	860-953-7701				
Active		Wholesaler	Supply New England	Supply New England	235 Newfield Ave.	West Hartford	CT	06106	860-953-7701				
Active		HHW	West Hartford Yard Waste & Recycling Center	West Hartford Yard Waste & Recycling Center	25 Brixton St.	West Hartford	CT	06110	(860) 561-8100				
Inactive		HVAC Contractor	Connecticut Refining Co.	Connecticut Refining Co.	25 Bernhard Rd	WEST HAVEN	CT	06473	203-933-2511				
Active	M18645	HVAC Contractor	West Side Oil	West Side Oil	27 Babbs Road	West Suffield	CT	06093	860-668-4322	9/20/2018	0	28	0.1736
Active		HVAC Contractor	West Side Oil	West Side Oil	27 Babbs Road	West Suffield	CT	06093	860-668-4322				
Active		HVAC Contractor	West Side Oil	West Side Oil	27 Babbs Road	West Suffield	CT	06093	860-668-4322				
Active	M18406	Wholesaler	Willimantic Winnelson	Willimantic Winnelson	65 Moalton Ct.	Willimantic	CT	06226		3/8/2018	0	2	0.0124
Active		Wholesaler	Willimantic Winnelson	Willimantic Winnelson	65 Moalton Ct.	Willimantic	CT	06226					
Active	M18269	HVAC Contractor	Servco Oil Company	Servco Oil Company	387 Danbury Road	Wilton	CT	06897	203-762-7994	3/14/2018	0	99	0.682
Active		HVAC Contractor	Aiello Home Services	Aiello Home Services	600 Old County Circle	Windsor Locks	CT	06096	888-956-4455				
Active		HVAC Contractor	Harp Mechanical	Harp Mechanical	483 Spring Street	Windsor Locks	CT	06096	860-623-4350				
Active		HVAC Contractor	Good Hill Mechanic	Good Hill Mechanic	53 Main Street South	Woodbury	CT	06798					
Active		HVAC Contractor	Cmc Energy Services	Cmc Energy Services	60 Old Church Street	Yalesville	CT	06492	888-403-3500				



Connecticut  
2018 Collection Location Bin Receipt

Location Status	Bin Bar Code	Location Type	Account: TRC Account Name	Name	Street	City	State	Zip Code	Contact Phone	Return Date	Number of Loose Switches	Number of Mercury Thermostats	Total Mercury Volume (lbs.)
Active	M18266	Wholesaler	Mitchell Fuel Co. Inc.	Mitchell Fuel Co. Inc.	1209 Sullivan Ave.	South Windsor	CT	06074	860-644-2561	1/10/2018	0	28	0.2046
Active	M16349	Wholesaler	The Granite Group	The Granite Group	300 SACKETT POINT RD	North Haven	CT	06473		1/19/2018	0	6	0.0434
Active	M19658	Wholesaler	Bristol Winnelson Co	Bristol Winnelson Co	95 Valley Street	Bristol	CT	06010	860-584-0224	1/24/2018	3	4	0.0496
Active	M14507	Wholesaler	B&F/Johnstone Supply	Johnstone Supply	255 Locust Street	Hartford	CT	06114	860-727-9699	1/25/2018	101	98	1.395
Active	M19955	HVAC Contractor	Barry Cone's	Barry Cone's	22 Migeon Ave	Torrington	CT	06790		1/25/2018	0	31	0.2294
Active	M17327	HVAC Contractor	Quality Mechanical Service	Quality Mechanical Service	95 Turner Avenue	Torrington	CT	06790		1/31/2018	0	8	0.0558
Active	M13270	Wholesaler	Bell Simons	Bell Simon Co.	319 MURPHY ROAD	HARTFORD	CT	06114	860-525-6675	2/7/2018	2	76	0.6634
Inactive	M18293	Wholesaler	B. Lipnick Supply Co., Inc.	B. Lipnick Supply Co., Inc.	2016 Main Street	Bridgeport	CT	06604	203-334-6191	2/8/2018	0	1	0.0062
Active	M20687	Wholesaler	F.W. Webb	Fw Webb	150 Locust St	Hartford	CT	06114	(860) 522-9322	2/8/2018	0	0	0
Active	M18653	Wholesaler	F.W. Webb	Fw Webb	150 Locust St	Hartford	CT	06114	(860) 522-9322	2/8/2018	0	0	0
Active	M20263	Wholesaler	Plimpton & Hills Corp	Plimpton & Hills Corp.	30 Federal Road	Danbury	CT	06810	203-743-9221	2/13/2018	365	3	2.2816
Active	M19941	HVAC Contractor	Saucier Mechanical Services	Saucier Mechanical Services	148 Norton Street	Plantsville	CT	06479		2/21/2018	64	89	1.1904
Active	M18253	Wholesaler	Plimpton & Hills Corp	Plimpton & Hills Corp.	148 South Colony Drive	Wallingford	CT	06492	203-269-7739	2/22/2018	11	33	0.279
Active	M14866	Wholesaler	Torrington Supply	Torrington Supply	100 N. ELM STREET	WATERBURY	CT	06723	203-465-4287	3/1/2018	0	6	0.0372
Active	M18454	Wholesaler	Modern Plumbing Supply	Modern Plumbing Supply	152 Berlin Turnpike	Berlin	CT	06037		3/2/2018	0	23	0.1426
Active	M10603	Wholesaler	R. E. Michel Co.	R.E. Michel Company, Inc	91 PRESTIGE PARK CIRCLE, UNIT 4	EAST HARTFORD	CT	06108	860-289-1545	3/2/2018	0	32	0.2294
Active	M18408	Wholesaler	Manchester Winnelson	Manchester Winnelson	160 Hartford Road	Manchester	CT	06040		3/2/2018	0	2	0.0124
Active	M10213	HVAC Contractor	Nutmeg Mechanical Service Inc.	Nutmeg Mechanical Service Inc.	130-3 Utopia Road	Manchester	CT	06042	860-643-2042	3/2/2018	3	20	0.1922
Active	M18453	Wholesaler	New Britain Supply	New Britain Supply	154 Woodlawn Road	Berlin	CT	06037	860-229-3743	3/5/2018	0	5	0.031
Active	M18868	HHW	City Of Bristol Dept. Of Public Works	City Of Bristol Solid Waste Transfer Station	685 Lake Ave.	Bristol	CT	06010	(860) 550-3796	3/5/2018	1	50	0.3162
Active	M18397	Wholesaler	Torrco	Torrco	261 Oak Avenue	Torrington	CT	06790		3/5/2018	0	3	0.0186
Active	M18205	Wholesaler	Sid Harvey	Sid Harvey	75 Hamilton St.	New Haven	CT	06511	203-787-0251	3/6/2018	0	30	0.1984
Active	M16552	Wholesaler	United Refrigeration	United Refrigeration #48	190 Wallace Street	New Haven	CT	06511	203-787-2200	3/6/2018	6	28	0.3162
Active	M18263	Wholesaler	Plimpton & Hills Corp	Plimpton & Hills Corp.	2 Eastview Lane	Farmington	CT	06030	860-888-8590	3/7/2018	0	16	0.0992
Active	M18198	Wholesaler	Essex Winair Co.	Essex Winair Co.	11c Bokum Road	Essex	CT	06426	860-767-9018	3/8/2018	0	11	0.0682
Active	M18406	Wholesaler	Willimantic Winnelson	Willimantic Winnelson	65 Moalton Ct.	Willimantic	CT	06226		3/8/2018	0	2	0.0124
Active	M18445	Wholesaler	Branford Winnelson	Branford Winnelson	22 McDermott Road	Branford	CT	06405	(203) 483-7216	3/12/2018	0	13	0.0868
Active	M18264	Wholesaler	Plimpton & Hills Corp	Plimpton & Hills Corp.	24 Nod Road	Clinton	CT	06413	860-664-4020	3/12/2018	0	21	0.1426
Active	M18254	Wholesaler	Plimpton & Hills Corp	Plimpton & Hills Corp.	146 Kings Highway East	Fairfield	CT	06825	203-332-4273	3/12/2018	0	113	0.7688
Active	M17351	Wholesaler	Thames Valley Winnelson	Thames Valley Winnelson	975 North Road	Groton	CT	06340	860-448-1900	3/12/2018	0	14	0.217
Active	M16347	Wholesaler	The Granite Group	The Granite Group	47 New London Turnpike	Norwich	CT	06360		3/12/2018	0	7	0.0434
Active	M18413	Wholesaler	Viking Supply	Viking Supply	31 Connecticut Avenue	Norwich	CT	06360		3/12/2018	0	6	0.0372
Active	M16517	Wholesaler	Abco Hvacr Supply	Abco Hvacr Supply-Stamford	198 LAWN AVE.	STAMFORD	CT	06902	203-325-9000	3/12/2018	0	6	0.0558
Active	M17813	Wholesaler	B&F/Johnstone Supply	Johnstone Supply	156 Magee Avenue	Stamford	CT	06902	203-359-2626	3/12/2018	0	30	0.1984
Active	M13264	Wholesaler	Bell Simons	The Bell Pump Company	20 VICTORY STREET	STAMFORD	CT	06902	203-324-2139	3/12/2018	0	5	0.031
Active	M18256	Wholesaler	Plimpton & Hills Corp	Plimpton & Hills Corp.	92 Research Drive	Stamford	CT	06906	203-965-5959	3/12/2018	0	8	0.0682
Active	M15139	Wholesaler	R. E. Michel Co.	Re Michel Co Inc.	840 ACCESS ROAD	STRATFORD	CT	06615	203-380-9382	3/12/2018	0	38	0.2728
Active	M14480	Wholesaler	Sid Harvey	Sid Harvey Industries	1935 Stratford Ave.	STRATFORD	CT	06615	203-375-4328	3/12/2018	0	95	0.7564
Active	M18269	HVAC Contractor	Servco Oil Company	Servco Oil Company	387 Danbury Road	Wilton	CT	06897	203-762-7994	3/14/2018	0	99	0.682
Active	M19618	Wholesaler	Sid Harvey	Sid Harvey Industries	278 RAILROAD HILL ST	WATERBURY	CT	06708	203-756-4480	3/15/2018	0	103	0.6386
Active	M17661	Wholesaler	WatSCO	Carrier Enterprise	185 Wallall Street	New Haven	CT	06511	203-821-3033	3/26/2018	0	62	0.3844
Inactive	M18293	Wholesaler	B. Lipnick Supply Co., Inc.	B. Lipnick Supply Co., Inc.	2016 Main Street	Bridgeport	CT	06604	203-334-6191	3/29/2018	0	0	0
Active	M13262	Wholesaler	Bell Simons	Bell Simon Co.	319 MURPHY ROAD	HARTFORD	CT	06114	860-525-6675	3/29/2018	0	86	0.589
Active	M14517	HVAC Contractor	M & O Corporation	M & O Corporation	164 ALEX STREET	BRIDGEPORT	CT	06607	203-367-4292	4/3/2018	0	45	0.62
Active	M13266	Wholesaler	Bell Simons	The Bell Pump Company	91 CRYSTAL AVENUE	NEW LONDON	CT	06320	860-443-2036	4/3/2018	0	7	0.0558
Active	M20658	HVAC Contractor	Powers Energy Solutions, LLC	Return	50 Forest Street	Stamford	CT	06901		4/3/2018	0	66	0.4092
Active	M20656	HVAC Contractor	Powers Energy Solutions, LLC	Return	50 Forest Street	Stamford	CT	06901		4/3/2018	0	71	0.4402
Active	M18628	HVAC Contractor	Dougherty Oil Co Inc	Dougherty Oil Co Inc	401 Soundview Road	Guilford	CT	06437	203-488-2669	4/4/2018	0	45	0.279
Active	M17406	HHW	Town Of Watertown	Town Of Watertown	91 Burton Street	Watertown	CT	06795	203-982-1037	4/17/2018	0	12	0.124
Active	M18517	Wholesaler	Trane	Trane Supply	47 Harbor View Avenue	Stamford	CT	06902	203-295-2170	5/1/2018	0	30	0.186
Active	M20887	Wholesaler	Stamford Winnelson	Stamford Winnelson	81 Southfield Avenue	Stamford	CT	06902	203-965-0692	6/1/2018	0	0	0
Inactive	M19899	HVAC Contractor	F & F Mechanical Enterprises	F & F Mechanical Enterprises	2 Dwight Street	North Haven	CT	06473	203-239-7025	6/8/2018	0	0	0
Active	M19961	HVAC Contractor	Fox Heating	Fox Heating	37 Westford Ave	Stafford Springs	CT	06076	(860) 875-1416	6/8/2018	0	33	0.2232
Active	M17661	Wholesaler	WatSCO	Carrier Enterprise	185 Wallall Street	New Haven	CT	06511	203-821-3033	6/22/2018	0	90	0.5828
Active	M18257	Wholesaler	Plimpton & Hills Corp	Plimpton & Hills Corp.	189 Chestnut Street	New Britain	CT	06050	860-229-2076	7/2/2018	0	71	0.5456
Active	M19618	Wholesaler	Sid Harvey	Sid Harvey Industries	278 RAILROAD HILL ST	WATERBURY	CT	06708	203-756-4480	7/2/2018	0	86	0.6448
Active	M13095	Wholesaler	Star Supply Company	Star Supply Company	118 GANDO DRIVE	NEW HAVEN	CT	06513	(203)772-2240	7/10/2018	0	128	0.9858

## Connecticut

## 2018 Collection Location Bin Receipt

Active	M14258	Wholesaler	Sid Harvey	Sid Harvey Industries	41C Eagle Road	DANBURY	CT	06810	203-778-8888	7/23/2018	0	33	0.31
Active	M18651	Wholesaler	F.W. Webb	Fw Webb Company	737 Bank St.	Waterbury	CT	06708	203-574-5959	7/24/2018	0	40	0.2914
Active	M18414	Wholesaler	N&S Supply	N&S Supply	15 Starr Road	Danbury	CT	06810	203-791-9300	7/25/2018	0	1	0.0062
Active	M18205	Wholesaler	Sid Harvey	Sid Harvey	75 Hamilton St.	New Haven	CT	06511	203-787-0251	7/25/2018	0	3	0.0186
Active	M10828	Wholesaler	Shelton Winair Co.,	Shelton Winair Co.,	740 RIVER ROAD	SHELTON	CT	06484	203-929-6319	7/26/2018	0	16	0.1178
Active	M20264	HVAC Contractor	A. E. Olsen Company	A. E. Olsen Company	1257 Southford Rd.	Southbury	CT	06488	203-264-6571	7/26/2018	0	105	1.1036
Active	M17237	Wholesaler	Tower Equipment Co Inc	Tower Equipment Co Inc	1320 WEST BROAD ST	STRATFORD	CT	06615	203-375-4420	7/26/2018	0	45	0.3162
Active	M19998	HVAC Contractor	Gr Wade LLC	Gr Wade LLC	71 Overlook Dr	Hamden	CT	06514	203-230-9636	7/27/2018	0	31	0.3162
Active	M17903	HHW	Southeast Connecticut Regional Resources Recovery Authority	Southeast Connecticut Regional Resources Recovery Authority	7 Hurlibutt Road	Gales Ferry	CT	06335	860-381-5558	7/30/2018	0	105	0.6696
Active	M17924	HHW	Town Of Manchester Transfer Station	Town Of Manchester Transfer Station	311 Olcott Street	Manchester	CT	06040	(860) 647-5279	8/1/2018	0	8	0.062
Active	M14873	Wholesaler	Bell Simons	The Bell Pump Company	209 FORBES AVENUE	NEW HAVEN	CT	06512	203-469-5351	8/1/2018	0	85	0.5642
Active	M17232	Wholesaler	Tower Equipment Co Inc	Tower Equipment Co Inc	1320 WEST BROAD ST	STRATFORD	CT	06615	203-375-4420	8/3/2018	0	4	0.0248
Active	M17236	Wholesaler	Tower Equipment Co Inc	Tower Equipment Co Inc	1320 WEST BROAD ST	STRATFORD	CT	06615	203-375-4420	8/3/2018	0	8	0.0496
Active	M17643	HVAC Contractor	Standard Oil Of Ct	Standard Oil Of Ct	299 Bishop Avenue	Bridgeport	CT	06610	203-337-3096	8/7/2018	0	50	0.3162
Active	M18171	Wholesaler	F.W. Webb	F.W. Webb	570 Vauxhall Street Ext	Waterford	CT	06385	860-629-5900	8/8/2018	0	65	0.4464
Active	P10232	Wholesaler	F.W. Webb	F.W. Webb	570 Vauxhall Street Ext	Waterford	CT	06385	860-629-5900	8/9/2018	0	0	0
Active	M14628	HVAC Contractor	Environmental Control, Inc.	Environmental Control, Inc.	1265 WOODEND ROAD	STRATFORD	CT	06615	203-375-5228	9/17/2018	0	42	0.4588
Active	M17487	Wholesaler	Essex Winnelson Company	Essex Winnelson Company	186 Westbrook Road	Essex	CT	06426	860-767-0134	9/18/2018	0	15	0.093
Active	M10630	Wholesaler	R. E. Michel Co.	R.E. Michel Company, Inc	295 MURPHY ROAD	HARTFORD	CT	06114	800-293-0810	9/19/2018	0	125	0.8866
Active	M10629	Wholesaler	R. E. Michel Co.	R.E. Michel Company, Inc	295 MURPHY ROAD	HARTFORD	CT	06114	800-293-0810	9/19/2018	0	120	0.8618
Active	M16348	Wholesaler	The Granite Group	The Granite Group	75 JEFFERSON AVE	New London	CT	06320		9/19/2018	0	5	0.031
Active	M18645	HVAC Contractor	West Side Oil	West Side Oil	27 Babbs Road	West Suffield	CT	06093	860-668-4322	9/20/2018	0	28	0.1736
Active	M18259	Wholesaler	Plimpton & Hills Corp	Plimpton & Hills Corp.	210 East Canaan Road (Rt. 44)	East Canaan	CT	06024	860-824-7942	9/24/2018	0	2	0.0124
Active	M20501	Wholesaler	Lennox	Lennox Parts Plus	110 Murphy Road	Hartford	CT	06114	(959) 200-7395	10/4/2018	0	44	0.2728
Active	M20854	HHW	Housatonic Resources Recovery Authority	Housatonic Resources Recovery Authority	162 Whisconier Road	Brookfield	CT	06804	(203) 775-4539	10/5/2018	0	25	0.1612
Active	M16551	Wholesaler	United Refrigeration	United Refrigeration #G1	230 Wawarme Avenue	Hartford	CT	06114	860-278-9200	10/17/2018	0	9	0.1302
Active	M13808	Wholesaler	The Granite Group	The Granite Group	873 NORWICH RD	PLAINFIELD	CT	06374	603-545-3377	10/18/2018	0	21	0.1302
Active	M18259	Wholesaler	Plimpton & Hills Corp	Plimpton & Hills Corp.	210 East Canaan Road (Rt. 44)	East Canaan	CT	06024	860-824-7942	10/19/2018	0	28	0.1922
Active	M12273	Wholesaler	Trane	Trane Supply	485 Ledyard Street	Hartford	CT	06114	860-541-1721	10/25/2018	0	19	0.3844
Active	M12153	HVAC Contractor	Petro	Petro	212 Elm Street	North Haven	CT	06473	(203) 985-4551	10/25/2018	0	57	0.372
Active	M20501	Wholesaler	Lennox	Lennox Parts Plus	110 Murphy Road	Hartford	CT	06114	(959) 200-7395	11/19/2018	0	0	0
Active	M10883	Wholesaler	Sid Harvey	Sid Harvey Industries	206 MURPHY RD.	HARTFORD	CT	06114	860-524-0250	11/26/2018	0	7	0.0434
Active	P10229	Wholesaler	Plimpton & Hills Corp	Plimpton & Hills Corp	2 Brainard Road	Hartford	CT	06114	860-522-4233	12/6/2018	0	0	0
Active	M21167	Wholesaler	F.W. Webb	F.W. Webb	570 Vauxhall Street Ext	Waterford	CT	06385	860-629-5900	12/19/2018	6	16	0.1612
Active	M21166	Wholesaler	F.W. Webb	F.W. Webb	570 Vauxhall Street Ext	Waterford	CT	06385	860-629-5900	12/19/2018	9	13	0.1364
Active	M19870	HVAC Contractor	Beacon Mechanical Service	Beacon Mechanical Service	12 Mechanicsville Rd	Granby	CT	06035	860-844-0111	12/24/2018	4	33	0.248

Connecticut  
2018 Collection Location Container Requests

Bin Assignment Date	Bin: Bin Bar Code	Size	Name	Location Type	Street	City	State	Zip Code	County
1/25/2018	M20758	Large Bin	Mitchell Fuel Co. Inc.	Wholesaler	1209 Sullivan Ave.	South Windsor	CT	06074	Hartford
2/27/2018	M20800	Large Bin	West Hartford Yard Waste & Recycling Center	HHW	25 Brixton St.	West Hartford	CT	06110	Hartford
4/18/2018	M20854	Large Bin	Housatonic Resources Recovery Authority	HHW	162 Whisconier Road	Brookfield	CT	06804	Fairfield
5/3/2018	M20886	Large Bin	R.E. Michel Company, Inc	Wholesaler	23 PERRY AVENUE	NORWALK	CT	06850	Fairfield
5/3/2018	M20887	Large Bin	Stamford Winnelson	Wholesaler	81 Southfield Avenue	Stamford	CT	06902	Fairfield
5/3/2018	M20888	Large Bin	Dasco - Dunphey & Associates Supply Co., Inc.	Wholesaler	43 Homestead Ave.	Stamford	CT	06902	Fairfield
5/3/2018	M20889	Large Bin	Carrier Enterprise	Wholesaler	650 Long Beach Blvd	Stratford	CT	06615	Fairfield
5/3/2018	M20890	Large Bin	The Granite Group	Wholesaler	45 Connolly Drive	Old Saybrook	CT	06475	Middlesex
5/3/2018	M20891	Large Bin	Crest Mechanical	HVAC Contractor	41 Walnut Street	Hartford	CT	06120	Hartford
12/6/2018	M21166	Large Bin	F.W. Webb	Wholesaler	570 Vauxhall Street Ext	Waterford	CT	06385	New London
12/6/2018	M21167	Large Bin	F.W. Webb	Wholesaler	570 Vauxhall Street Ext	Waterford	CT	06385	New London
12/6/2018	M21170	Large Bin	Environmental Engineering Inc	HVAC Contractor	100 Old Gate Lane	Milford	CT	06460	New Haven
1/11/2018	P10223	Small Pail	New Britain Supply	Wholesaler	154 Woodlawn Road	Berlin	CT	06037	Hartford
1/11/2018	P10224	Small Pail	Commerical Heating Supply	Wholesaler	330 Nutmeg Road S	South Windsor	CT	06074	Hartford
1/11/2018	P10225	Small Pail	Kasden Fuel	HVAC Contractor	340 Tolland Street	East Hartford	CT	06108	Hartford
1/11/2018	P10226	Small Pail	Robinson Supply Co	Wholesaler	226 Prestige Parkway	Hartford	CT	06108	Hartford
1/11/2018	P10227	Small Pail	Carrier Enterprise	Wholesaler	70 Meadow Street	Hartford	CT	06114	Hartford
1/11/2018	P10228	Small Pail	Fw Webb	Wholesaler	150 Locust St	Hartford	CT	06114	Hartford
1/12/2018	P10229	Small Pail	Plimpton & Hills Corp	Wholesaler	2 Brainard Road	Hartford	CT	06114	Hartford
1/12/2018	P10230	Small Pail	United Refrigeration #G1	Wholesaler	230 Wawarme Avenue	Hartford	CT	06114	Hartford
1/12/2018	P10231	Small Pail	The Granite Group	Wholesaler	1425 GOLD STAR HIGHWAY	Groton	CT	06340	New London
1/12/2018	P10232	Small Pail	F.W. Webb	Wholesaler	570 Vauxhall Street Ext	Waterford	CT	06385	New London
1/12/2018	P10233	Small Pail	Plimpton & Hills Corp.	Wholesaler	24 Nod Road	Clinton	CT	06413	Middlesex
1/12/2018	P10234	Small Pail	The Granite Group	Wholesaler	464 SOUTH MAIN ST	Colchester	CT	06415	New London
1/12/2018	P10235	Small Pail	Supply New England	Wholesaler	640 Bost Post Road	Guilford	CT	06437	New Haven
1/12/2018	P10236	Small Pail	The Granite Group	Wholesaler	300 SACKETT POINT RD	North Haven	CT	06473	New Haven
1/12/2018	P10237	Small Pail	Wallingford Winnelson Co.	Wholesaler	1068 N. Farms Road Bldg. 1	Wallingford	CT	06492	New Haven
1/12/2018	P10238	Small Pail	Quality Mechanical Service	HVAC Contractor	95 Turner Avenue	Torrington	CT	06790	Litchfield
1/12/2018	P10239	Small Pail	Fw Webb	Wholesaler	200 Richmond Hill Ave.	Stamford	CT	06902	Fairfield
1/12/2018	P10240	Small Pail	Trane Supply	Wholesaler	47 Harbor View Avenue	Stamford	CT	06902	Fairfield
4/23/2018	P10356	Small Pail	The Bell Pump Company	Wholesaler	20 VICTORY STREET	STAMFORD	CT	06902	Fairfield
4/23/2018	P10357	Small Pail	Manchester Winnelson	Wholesaler	160 Hartford Road	Manchester	CT	06040	Hartford
4/23/2018	P10358	Small Pail	Willimantic Winnelson	Wholesaler	65 Moalton Ct.	Willimantic	CT	06226	Windham
4/23/2018	P10359	Small Pail	Torrco	Wholesaler	261 Oak Avenue	Torrington	CT	06790	Litchfield
4/23/2018	P10360	Small Pail	Supply New England	Wholesaler	235 Newfield Ave.	West Hartford	CT	06106	Hartford
4/23/2018	P10361	Small Pail	Plimpton & Hills Corp.	Wholesaler	30 Federal Road	Danbury	CT	06810	Fairfield
4/23/2018	P10362	Small Pail	Ruotolo Mechanical	HVAC Contractor	29 Printers Lane	New Haven	CT	06519	New Haven
4/23/2018	P10363	Small Pail	Bristol Winnelson Co	Wholesaler	95 Valley Street	Bristol	CT	06010	Hartford
11/4/2018	P10500	Small Pail	Town Of Branford	HHW	747 East Main St.	Branford	CT	06405	New Haven
11/4/2018	P10501	Small Pail	Mansfield Transfer Station	HHW	221 Warrenville Rd. -- SEND TO MAILING ADDRESS	Mansfield Center	CT	06250	Tolland
11/4/2018	P10503	Small Pail	City Of Middletown	HHW	245 Dekoven Drive	Middletown	CT	06457	Middlesex