


## CELEBRATING 20 YEARS OF PROTECTING THE ENVIRONMENT (1998 – 2018)



Recycle every mercury thermostat, every time.

# **Thermostat Recycling Corporation Board Members, Paying Dues Members and Employees (at close of 2017)**

## **THERMOSTAT RECYCLING CORPORATION BOARD MEMBERS**

Dan O'Donnell (Chairman)  
*Honeywell International*

John Sartain (Vice-Chairman)  
*Emerson Technologies (White Rodgers)*

Rob Munin (Treasurer)  
*Lux Products Corporation*

---

## **THERMOSTAT RECYCLING CORPORATION DUES PAYING MEMBERS**

Bard Manufacturing	Burnham Holdings	Carrier Corporation
ecobee Inc.	Empire Comfort Systems	General Electric
ITT	Lear Siegler	Lennox International Inc.
Nest Labs	Nortek Global HVAC, LLC	Rheem Manufacturing
Johnson Controls Inc.	TPI Corporation	Trane Residential Systems
White-Rodgers (Emerson)	Valliant	W.W. Grainger
Chromalox	Climate Master, Inc.	Crane Company
Goodman Global	Honeywell International	Hunter Fan Company
Lux Products Corporation	Marley-Wylain Company	McQuay
Schneider Electric	Sears Holding Corporation	Taco Comfort Solutions
Uponor		

---

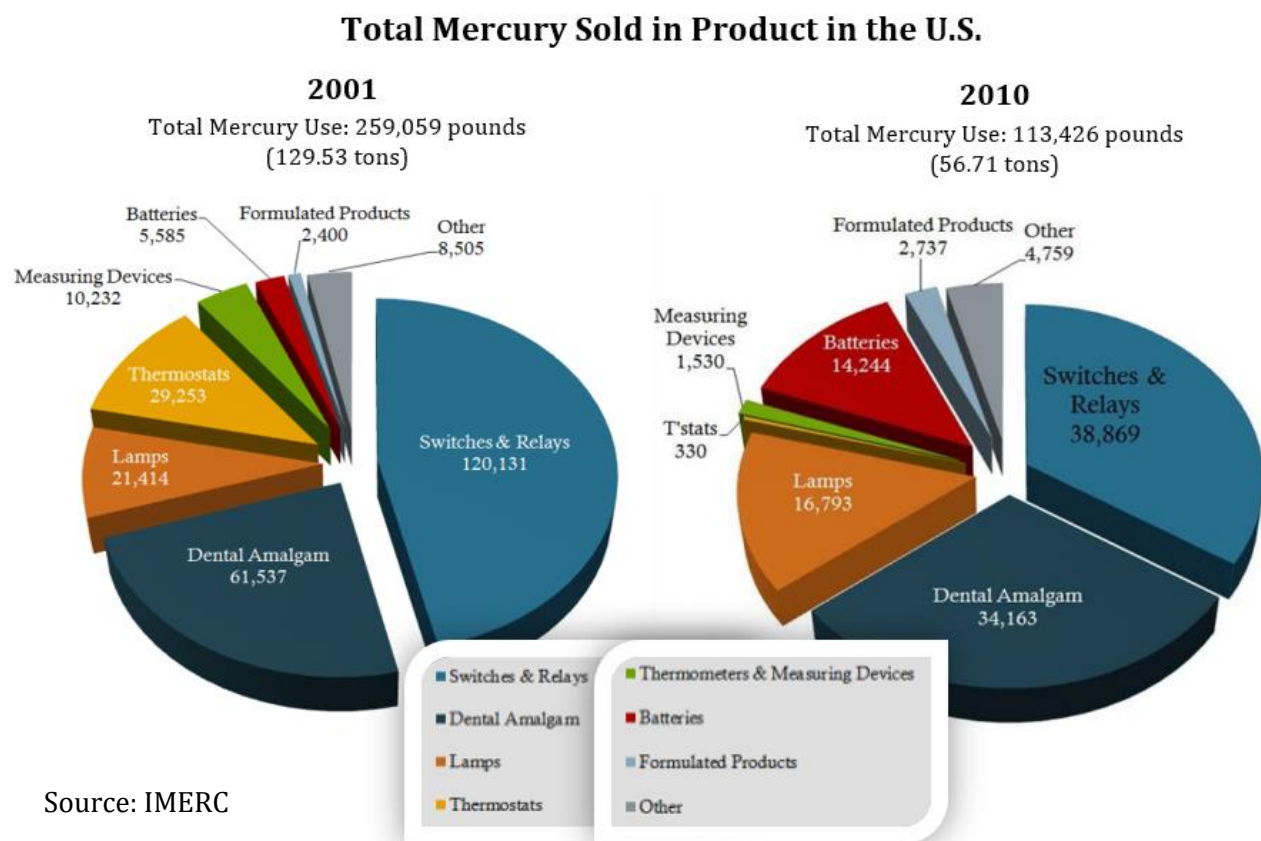
## **THERMOSTAT RECYCLING CORPORATION EMPLOYEES**

Ryan Kiscaden  
*Executive Director*

Danielle Myers  
*Operations and Compliance Manager (Recently Promoted)*

## THE MERCURY'S FALLING AFTER 20 YEARS

Mercury from products put into the waste stream is declining. Recently, this public health issue has been best highlighted with the revision of guidelines of certain fish consumption. The Environmental Protection Agency (EPA) along with the Food and Drug Administration (FDA) have loosened these guidelines with the implication being that the source of mercury contamination from these sources has decreased. The fish consumption guideline changes may indirectly reflect the findings of the Interstate Mercury Education and Reduction Clearinghouse (IMERC). In 2010, IMERC provided data on the use of mercury sold in products in the U.S. The graphs illustrated devices such as switches/relays, dental amalgam, lamps, batteries and thermostats. The juxtaposition of these two pie charts compared 2001 to 2010. As highlighted in the thermostat slice, there was a noticeable change in mercury in thermostats during this time period as a percentage of the overall pie. In fact, IMERC published that by 2007, mercury use in the production of thermostats was basically nonexistent<sup>1</sup>. According to IMERC's fact sheet, "There are non-mercury alternatives that may be suitable for replacing mercury thermostats. Programmable thermostats can save energy and money, by enabling users to automatically adjust the temperature or turn off the heat or air conditioning depending on the time of day." Logically, any decline in thermostat collections can be explained with these overarching constraints.



<sup>1</sup> <http://www.newmoa.org/prevention/mercury/imerc/factsheets/thermostats.cfm>

Looking specifically at the TRC collection data, there has been an irrefutable downward trend in thermostats (on the average) inside the program's recycling containers. What's more is the program's national collections peaked by 2014. At that time, the program would have been in operation at least seven years from last production (2007) of mercury containing thermostats. Or at the beginning of the decline of mercury thermostat production which would have been 10 years (2004). Thus, the further TRC moves from the range of mercury thermostat production (2004-2007), the less the program can reasonably expect to collect since these collected products are fungible. This past year's mercury thermostat collections do, in fact, demonstrate a decline (-2% less than 2016 nationally)<sup>2</sup>. Despite the obvious softening of collections, TRC has recycled more than 2.1 million thermostats, diverting more than 10 tons of mercury from the ecosystem across 48 contiguous states, all within these twenty short years of operation. This is quite an incredible feat.

Amidst the resulting decline in collections, how does the program collect devices that were once widespread in use, do not have a downstream recycled commodity market, and are not uniformly tracked following purchase and installation? The only answer is that you focus on deploying precious resources at targeting the best opportunities within the most promising sectors. You use data, hunches, or metrics. You choose to focus on where there have been consistent numbers inside of the recycling containers and you lean on the stakeholders that make the program a success. In 20 years of operation, we have learned that stakeholders such as the regulatory community, our paying members, the collection points, and vendors hold the keys to our success as an organization. Without them, we do not have a successful recycling program, nor does the environment. Utility driven thermostat replacement programs, the installing HVAC industry, and the waste recycling sector consistently demonstrate that they can stimulate these devices for recycling and are willing actors. To pursue other channels has proven to be inefficient and ineffective. We plan to stay vigilant in the face of the changing thermostat product adoption cycles and the evolving market forces. The reality is that these focuses are not dissimilar to where the program started twenty years ago. These core values of TRC will not and have not changed. No longer is mercury rising and we are proud to willingly have participated in its decline.



A handwritten signature in black ink, appearing to read 'Ryan L Kiscaden'.

Ryan L Kiscaden  
Executive Director, Thermostat Recycling Corporation

---

<sup>2</sup> Graphs illustrating these two points are available in the 2017 State Specific Collections and Evaluation section of the annual report, see table of contents for page number.

## TABLE OF CONTENTS

• NATIONAL	
○ 2017 Accounting of the Program Expenses.....	7
○ 2017 Education and Outreach.....	9
○ 2018 Program Modifications.....	32
• MAINE	
○ 2017 Collections and Evaluation.....	38
○ 2017 Collections by Brand.....	61
○ 2017 Accounting of the Program Expenses.....	63
○ 2017 Education and Outreach.....	64
○ 2018 Program Modifications.....	69
• APPENDICES	
○ How Mercury Thermostat Waste Is Handled	
○ Tax Form 990 - CY2016	
○ Collection Location Phone Calls	
○ Collection Location Site Visits	
○ Collection Location Summary Report	
○ Collection Location Bin Receipt	
○ 2017 Maine Annual Report Form	
○ List of Participating Manufacturers	

**NATIONAL**

## 2017 ACCOUNTING OF THE PROGRAM EXPENSES

Listed in the table below is TRC's 2017 program expenses compared to 2016. 2017 program expenses are unaudited and are for management purposes only. Prior to submittal of this annual report, the expenses were reviewed by Halt, Buzas & Powell, LTD. A copy of TRC's 2016 IRS Form 990 appears in the appendix.

Program Component	2016	2017	% Change
Direct Expense for Marketing & Outreach	1,254,329	1,531,703	22%
Incentive/Promotional Payments	44,460	47,633	7%
Legal	30,952	219,878	610%
New Collection Containers	13,473	1,614	-88%
Recycling Costs	308,899	583,829	89%
Travel	79,259	58,332	-26%
TRC Staff and Administration	548,137	453,693	-17%
<b>Total (expenses)</b>	<b>2,279,509</b>	<b>2,896,682</b>	<b>27%</b>

The program's expenses increased by 27% in comparison to 2016. It is important to report that the program has seen an increase in expenses while the collection rate of thermostats has decreased. The increase in expenses doesn't match the thermostats collected rate (+/- 29%). The recycling program continues to become more expensive to acquire each incremental new thermostat.

**New Collection Containers:** 2017 marked a year in which the program did not need to order new recycling containers. The noticeable change in ordering bins is tied to the fact locations are returning bins which no longer see thermostats, the re-use of these bins, and the small pail option for collection points. This is in spite of the fact we sent over 500 new, green recycling containers.

**Recycling Costs:** As expected from last year's annual report, the costs to process thermostats increased by 89%. These costs are directly related to switching the processing facility to Veolia.

**Clarification on classes for costs:** TRC uses an accounting process in QuickBooks which allows the organization to code expenses to both account code and class. Classes set up for allocation include individual states, a "mandatory" classification, and a "national" classification.

These classifications allow TRC to attribute costs in an appropriate manner. For example, many times marketing activities are best done at the "mandatory" classification for economies of scale. If TRC engages a marketing activity geared towards multiple states (i.e.

a direct mail piece) then TRC will use this category to allocate costs to the “Mandatory” category. As a comparison, we’ve arranged our costs to show the costs of the “Mandatory” classification, “National” classification, and total 2017 expenses. TRC did not allocate any of these costs against state programs.

Program Component	Mandatory (\$'s)	National (\$'s)	Total Expenses (\$'s)
Direct Expense for Marketing & Outreach	97,095	436,624	1,573,878
Incentive/Promotional Payments	-	-	5,458
Legal	4,228	74,966	219,878
New Collection Containers	-	1,614	1,614
Recycling Costs	-	274,518	583,829
Travel	3,219	34,550	58,332
TRC Staff and Administration	62,683	309,556	453,693
<b>Total (expenses)</b>	<b>167,224</b>	<b>1,131,829</b>	<b>2,896,682</b>

## 2017 EDUCATION AND OUTREACH

### INTERNAL EMPLOYEE PROMOTION

Effective January 2018, Danielle Myers was promoted to Operations and Compliance Manager. She joined TRC in December 2016 as Executive Administrative Assistant & Office Manager. In her new position, she will be responsible for administrative and operations functions, while managing the processing facility's performance, reporting on issues and maintaining regulatory compliance. She holds a Bachelor of Science degree in Leadership, Ethics, and Organizational Sustainability from the prestigious Haub School of Business at Saint Joseph's University. She has been involved in the sustainability industry since 2013.

---

### DIRECT MARKETING (EMAIL, MAIL, OTHER COMMUNICATIONS)

#### New Member Recruitment

In April of 2017, TRC wrote a press release announcing the newest members that had joined TRC to remain compliant with the Minnesota S.F. No. 2192. TRC mailed a letter along with the press release to 32 non-compliant companies inviting them to join the TRC if they are out of compliance, pertaining to the Minnesota state law requiring all thermostat manufacturers to be responsible for the costs of collecting and managing replaced mercury thermostats.

#### Current Collection Locations

##### *Collection Containers - From Big Bins to Small Pails.*

In 2017, TRC took a proactive step in mandatory states switching some collection locations' containers from a large bin to a small pail [Figure 1.0]. The criteria for the switch-out are locations who have sent their bin in for processing since the beginning of 2016 that contained 6 or less thermostats. These locations can choose to continue using the green bin, but our hope is that we can increase the return rate of our containers with this small pail offering. In theory, the container would fill up quicker and encourage the location to send back sooner. Prior to the strategy being deployed, TRC spoke with the regulatory agencies within California, Maine, and Vermont for a pre-approval of this concept. It was met with fanfare.

Figure 1.0



In 2017, TRC shipped 334 small pails to collection points around the country. These entities either requested the new container when they signed up to participate in the program or were switched out with the campaign mentioned prior.

The large, green bins which have been the staple of the program, continued to place throughout the country. Often times these new bin orders coincide with accounts that open new stores, move or lose their existing containers. Because the containers are re-used, we anticipate that the request for new containers will continue to decrease as the program operates. In 2017, TRC shipped 509 new green bins. In comparison, the program shipped 635 new bins in 2016.

#### *Collection Location Outbound Phone Calls*

These calls have been branded internally as the “*Miss You Call*” process. These calls promote collection container returns and in 2017, these calls were handled more efficiently. TRC reallocated resources for *miss you calls* to collection sites, in mandatory states, that have not returned stock-filled bins in over a year. This valuable tactic for bin retrieval normally took between five to twelve hours of an internal TRC employee’s time each month. During the course of each call, a TRC representative would offer to schedule a next-day FedEx pick-up for forgotten bins and have it shipped to Veolia for processing.

Now, these calls are outsourced to the Regus Property Management representatives and Intelligent Office. By outsourcing the work, TRC has amplified its call time to 25 hours a month and increased the number of bins returned.

The accumulation of these changes has netted the program an increase of 563 calls over 2016. In total, the program called 2,373 current collection locations in 2017.

### *Collection Location Postcards*

Over 13,000 postcards were sent this year to collection locations that haven't shipped a bin in the past year, a 50% increase from 2016.

New for 2017, TRC emailed locations three weeks after receiving a postcard to encourage them to directly ship the container. This email campaign was sent to 2,799 locations.

### *Collection Location Site Visits*

1,698 site visits were completed in California, Connecticut, Illinois, Massachusetts, Maine, New Hampshire, New Jersey, New York, Pennsylvania, Rhode Island, and Vermont. The purpose of site visits is to inform the location of their requirements in participation, what the statute requires of them, shipment of the recycling container, and to answer any questions they may have. Often times, valuable intel is gathered during the site visit which is used to enhance TRC's outreach and other tactics.

### *Merchandising in-store displays*

In 2014, TRC developed branded merchandise displays for its recycling containers. The purpose of the displays is to enhance the visibility and accessibility of the program to contractors at HVAC wholesale locations. Throughout 2017, TRC distributed free branded cardboard displays to HVAC wholesale distributor collection locations to showcase the TRC container. The program continues to discuss and offer these displays to requesting locations. Most of the new requests have diminished but we continue to fulfill replacement needs.

## HVAC Industry

The HVAC industry is arguably still the best, most productive and most engaged channel for recycling mercury containing thermostats. We consider this industry to be the manufacturers, wholesale distributors, and contractors which are intimately involved with the recovery of mercury thermostats.

### *BMOP Competition Announcement*

In April, TRC announced the start of the 2017 Big Man on Planet (BMOP) Competition in a mailing to 1,034 HVAC wholesale locations.

### *TRC Contributed to the HVAC Industry Statement and Recommendations in Flood Zones*

This educational informative piece was authored by the Air Conditioning Contractors of America (ACCA), Air Conditioning, Heating, and Refrigeration Institute (AHRI) and Heating, Air-Conditioning, Refrigeration Distributors International (HARDI). TRC contributed

specific content on recycling mercury thermostats. The piece acted as a mailing in Texas and Florida after flooding due to hurricanes [Figure 1.1]. In addition to this piece, Industry experts representing the heating, ventilation, and air conditioning (HVAC) industry released a statement and guidelines regarding flood zones, air conditioning equipment, and hot water heaters. The statement was sent to national publications such as the Washington Post and Good Morning America.

Figure 1.1



*HARDI wholesale branch location clean-out mailings.*

TRC mailed over 1,000 direct letters to wholesale distributors in mandatory states to remind them to write off old mercury thermostat stock and recycle the new in box products. Many thermostats manufactured prior to 2007 contained mercury and the sale of these devices have been banned by many states. Most distributors had written-off stranded inventory of mercury thermostats, but it was possible that these units were yet to be disposed of and may remain at either branch or central distribution locations. TRC provided materials such as a template of an internal memo to help facilitate this process.

We also reminded them that any mercury thermostats returned from the branches would count towards the Big Man on Planet Competition.

### *HVAC Educators Training*

TRC contracted with an HVAC/R icon, Warren Lupson on helping TRC reach into the next generation of HVAC/R technicians. During the calendar year of 2017, Warren presented information on the recycling program to:

- Alabama Council of Air Conditioning Educators (ACARE) on July 20-21<sup>st</sup>. The Alabama CARE, hosted by Alabama Power, has a turnout of almost 100% of the state approved school instructors. There were 31 instructors from schools that teach HVAC/R, 8 from the different Alabama Power (Southern Co) HVACR training Centers, 4 wholesalers and some Alabama school officials. From the presentation, there were commitments from 31 instructors that they will put up the TRC posters in their classrooms.

### Utility Industry

In 2017, TRC refined its approach on how to engage the utility sector. After a few years of networking, work within the industry and research, it had become apparent to TRC that this sector had three very distinct pathways to pursue. They were the utility companies themselves, the installer/implementer, and community action agencies. Each of these audiences have distinct messaging requirements and informational needs. With these learnings, TRC took the following actions:

1. Purchased research on energy efficiency projects geared towards thermostat replacements and rebates/incentives
2. Attended the Building Owners Management Association national trade show
3. Attended the NJ based PSEG networking event in Newark, NJ which pulled in the Mid-Atlantic utilities companies such as PA and NY based utilities
4. On 6/23, sent an informational email to known utility implementers on the program
5. On 5/23, sent informational email on thermostat recycling to the DOE weatherization program
6. Directly marketed to 392 community action agencies and NGO's which included technical requirements through the NREL. These requirements were directed toward the Standard Work Specifications through the federal DOE and can be located at <https://sws.nrel.gov/spec/531041>.
7. Attended AESP (Association of Energy Services Professionals) and NEUAC and exhibited at NARUC (National Association Regulatory Utility Commissioners) conferences

### Household Hazardous Waste (HHW) Industry

Not unlike the utility industry, TRC spent time with the waste-related sector. These attempts were to gain new collection locations, form better relationships with the audience and raise overall awareness of the TRC program. Because of these learnings, TRC took the following actions:

- TRC staff joined the National North American Hazardous Materials Management Association monthly planning committee.
  - Sent a letter to the Energy Recovery Council (ERC) to form a better relationship with its members. ERC is a national trade organization that represents the waste-to-energy industry and communities that own waste-to-energy facilities. Current ERC members own and operate a vast majority of the 77-modern waste-to-energy facilities that operate nationwide, safely disposing of municipal solid waste, while at the same time generating renewable electricity using state-of-the-art technology. ERC's members include Covanta, Wheelabrator and other waste to energy plants. The direct communication hopes to open communication of collaborating and diverting mercury prior to waste-to-energy activities.
  - TRC staff attended and presented at the Association of New Jersey Household Hazardous Waste Coordinators meeting.
  - TRC agreed to formally send to Earth 911 a location list of TRC collection points to promote on its website nearby collection locations.
  - Scoured google alerts for new HHW facilities openings or events to target phone call or email outreach to encourage them to use program. Alerts included articles titled:
    - "Households drop off tens of thousands of pounds of hazardous waste for Delmar safe disposal/recycling"
    - "'Catch-all' recycling event Saturday at fairgrounds"
    - "Hazardous home wastes collected on Oct. 7"
  - Wheelabrator mailing to plants. With TRC's existing relationship with a similar waste-to-energy (WTE) giant Covanta TRC reached to Wheelabrator locations in the northeast corridor, offering to provide them with our recycling containers. A total of ten plants were communicated to - two in Connecticut, three in Massachusetts, one in New Hampshire, three in New York, and one in Pennsylvania.
- 

## ADVERTISING

### Trademarked Logo

In the summer, TRC submitted paperwork to offer trademark protections on its two versions of its logo. The trademark would cement Thermostat Recycling Corporation's business operations and also the branding associated with its logo. In early August TRC received confirmation that the U.S. Trademark Office has received its applications to register its trademarks and assigned the filing dates and serial numbers. Although the logo was not redesigned, the trademarking process is great way to prove credibility to the organization. [Figure 1.2] demonstrates the application serial numbers submitted.

Figure 1.2



## New Creative

TRC, in conjunction with its advertising agency, designed new marketing creative. The creative advertising was developed around recognition of the wallpaper behind a mercury thermostat and the messaging of “protecting your family” from the dangers of improperly disposed of mercury thermostats. [Figure 1.3]

Figure 1.3



TRC also redesigned both its large trade show booth and tabletop display for the 2018 trade show schedule. [Figure 1.4]

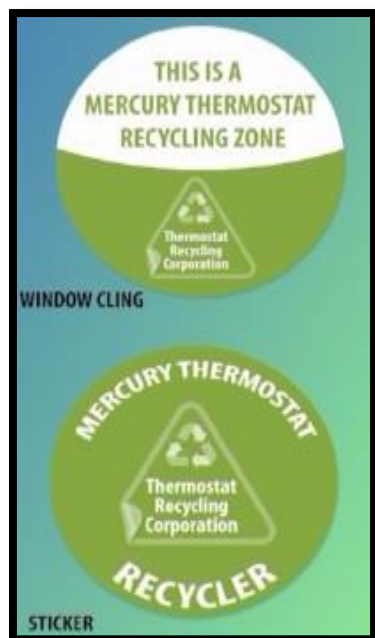
Figure 1.4



## Print Advertising

In the summer, TRC redesigned its window clings and stickers. These pieces are included in each new collection container shipment, effectively updating the old materials. [Figure 1.5]

Figure 1.5



### *Spanish Translations of Marketing Collateral*

TRC's marketing collateral was converted to be available in Spanish, as well as English on our website. Items such as posters and brochures were updated in hopes of reaching audiences we haven't in the past. [Figure 1.6]

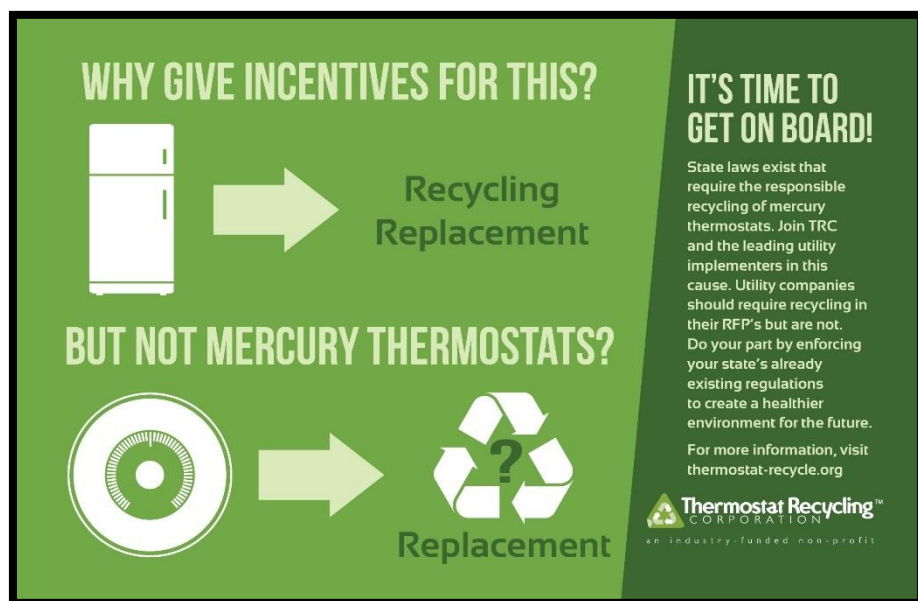
Figure 1.6



### *National Association Regulatory Utility Commissioners (NARUC) Sponsorship*

In addition to attending seminars and exhibiting, TRC was a sponsor of NARUC's 129th Annual Meeting and Education Conference held in Baltimore. TRC's intent was to spread awareness the recycling program and coordinate efforts which would lead to utility companies being required to include the recycling of mercury thermostats in their request for proposals. [Figure 1.7]

Figure 1.7



*NEUAC Conference Program Book: June 26<sup>th</sup>-June 28<sup>th</sup> Conference [Figure 1.8]*

- Field Served: NEUAC is a broad-based coalition of diverse organizations with a mission to increase awareness and understanding of the needs of low-income and moderate-income energy policy; and provide information, data and technical assistance in the creation and development of fuel funds and statewide fuel fund networks.
- Full page, 4C Ad 8 1/2" x 11"
- Tote bag insert - 700 pieces

Figure 1.8



*Lodging Engineer Digital Magazine: National Association of Hotel & Lodging Engineers*

- Field Served: Official trade publication of NAHLE. The magazine provides valuable information and insightful coverage of all aspects of hotel engineering. Topics include: federal and state regulations, operations, energy and water management, building systems, human resources, building envelope and grounds, new technology, project management, maintenance, renovations, sustainability and personal development.
- Full page, 4C 7/14" x 10"
- Summer Issue
- Total Impressions Delivered: 23,211

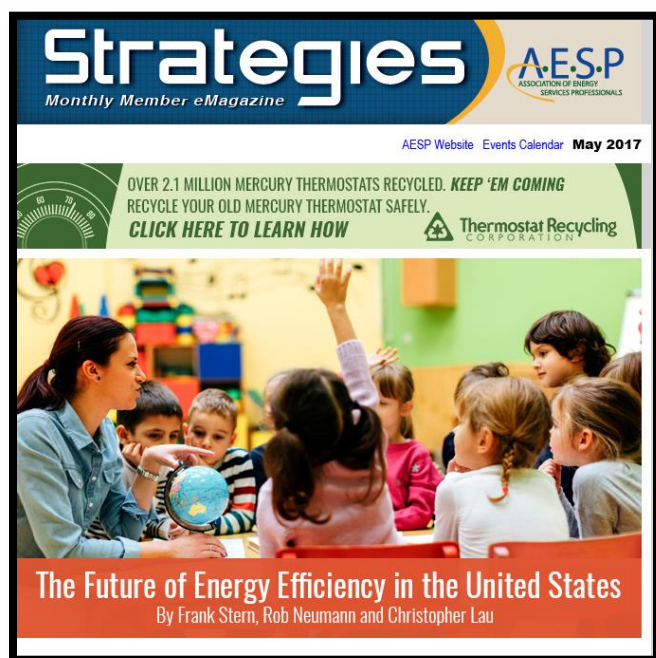
## Digital Advertising

The digital advertising was a combination of digital video, display, and Google AdWords. These ran on YouTube (video) and in website ad networks that are grouped by category like "Green Living" or "Working Man." These ad networks are made up of any number of dozens of sites that appeal to a particular type of person, the environmentalist or the contractor, for instance.

*AESP Newsletter [Figure 1.9]*

- Field Served: Readers are involved in the energy efficiency, demand response and demand side management industries.
- Deployment: 8,000
- Used earned points for initial sponsorship and ran 3 paid sponsorships - Masthead Banner
- Total Impressions Delivered: 30,306

Figure 1.9



*AHRI Weekly Digest E-Newsletter*

- Top Banner Ad 468 x 60
- 1,706 deployed weekly on Monday to heating and commercial refrigeration manufacturers
- Total Impressions Delivered: 13,644

*NAHMMMA News Watch E-Newsletter*

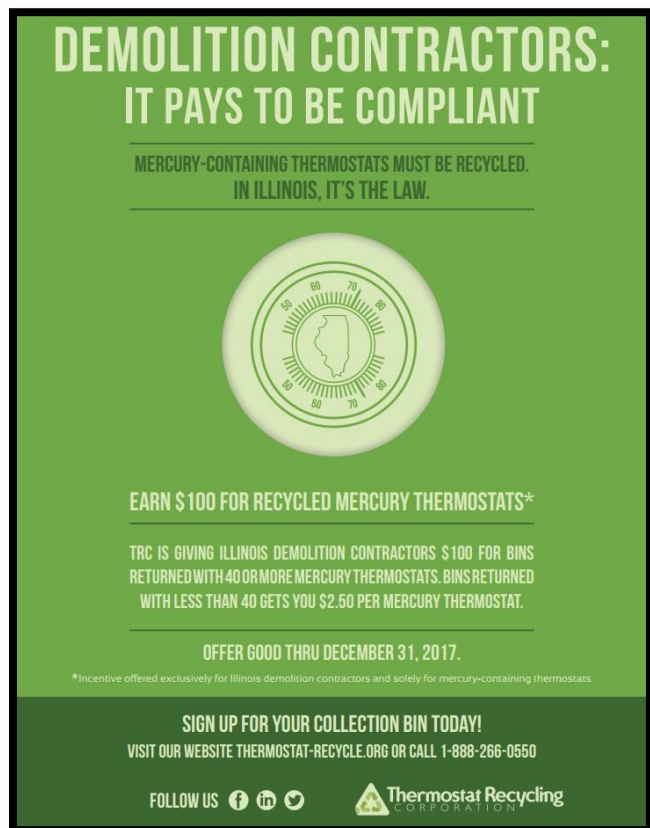
- Box Banner Ad 300 x 250
- 1,811 deployed every other week on Thursdays to Municipal hazardous waste professionals
- Total Impressions Delivered: 5,606

*National Demolition Association E-Newsletter [Figure 1.10]*

- Box Banner Ad 300 x 250

- 1,629 deployed weekly on Monday to demolition professionals
- Total Impressions Delivered: 6,491

Figure 1.10



## Google AdWords

In 2017, Google AdWords were optimized via paid search. TRC bid on keyword terms and phrases in order to have our paid placement appear at the top of search result pages on Google.

## Social Media

In 2017, TRC took a more active role creating and sharing content via its LinkedIn, Twitter, and Facebook pages. The engagement helped raise awareness of the program and enhanced important relationships throughout TRC target audiences. Some examples include:

*BMOP Contest Facebook Promotion [Figure 1.11]*

- 1,553 reached
- 627 engagements

Figure 1.11



*Earth Month Social Media Blitz*

In honor of April's Earth Month, TRC developed a general public awareness ad that was distributed to all TRC members through representatives on the newly-formed marketing committee. Many members posted the graphic on their own social media outlets to help broadcast the TRC message. Additionally, TRC posted a [blog](#) on its website in support of the ad and issued a press release to media in the Philadelphia region in hopes of garnering additional attention. [Figure 1.12]

Figure 1.12



### *America Recycles Day*

November 15 was America Recycles Day. TRC took part in the Keep America Beautiful initiative by raising awareness about the value and benefits of reducing, reusing and recycling via social media, as well as supporting our collection partners in their efforts.

### *Executive Director Authored Blogs*

On TRC's website and the TRC LinkedIn account, the Executive Director authored four unique blog posts on topics ranging from best practices for trade shows, TRC's data learnings, and recycling.

### Earned Media

- TRC's member, Burnham Holdings ran an article authored by TRC entitled, "How to Profit with Mercury Thermostat Recycling".

### Press Releases

- On March 02, 2017, TRC released the "TRC Names Franklin Energy Services Illinois' Collection Partner of the Month".
- On April 20, 2017, TRC released the "Thermostat Recycling Corporation (TRC) Announces Addition of First Non-Mercury Thermostat Manufacturers to Its Membership".
- On May 31, 2017, TRC released the "TRC Major Announcement: Big Man on Planet Competition Registration Deadline Moved to June 31<sup>st</sup>".
- On Jul 13, 2017, TRC released the "MAJOR ANNOUNCEMENT: TRC Changes Eligibility for 2017 BMOP Competition and Announces Two New Contest Categories".
- On Aug 23, 2017, TRC released the "Chittenden County, VT., Leads Nation's Household Hazardous Waste Sector in Recycling Mercury Thermostats".
- On Oct 19, 2017, TRC released the "Thermostat Recycling Corporation and Wheelabrator Technologies Team Up to Recycle Mercury Thermostats in Massachusetts".
- On Dec 05, 2017, TRC released the "TRC Announces 2017 Big Man on Planet Competition Winners".

### TRC Website

TRC has maintained a website for several years. In 2017, updated two specific features on its website.

1. TRC sign up form enhancement.

With the revelation of the new pail offering for collection sites, TRC updated it's sign up form to consolidate incoming container orders. The form consolidates location types and integrates all the information requests onto one form. There now is a one-page form for small pails and a large green bin order form. These changes streamline the process for locations ordering containers. The website was a direct beneficiary of this change by allowing for the new location to understand the sign-up easier.

## 2. Logic for displaying collection locations.

In the past, the database informed the zip code finder which locations to display. The logic for displaying available locations which collect mercury thermostats was very complicated and cumbersome. In 2017, we reduced the complexity by allowing our database to create a static check mark option for displaying on the website. This enhancement was a direct result of locations which were concerned about displaying to the public, HHW's which had complicated location management, and HVAC contractors which did or did not want to be displayed.

## 2017 Trade Shows, Conferences, And Presentations

TRC staff attended, exhibited, sponsored and/or presented at the following national events:

Date	Event	Location	Description
<b>January</b>			
<b>30th -1st</b>	Air-Conditioning, Heating, and Refrigeration Institute Expo	Las Vegas, NV	TRC staff attended and exhibited at the largest HVAC Expo in the world.
<b>February</b>			
<b>1st-2nd</b>	Efficiency Vermont	Burlington, VT	TRC attended the event and networked with VT current and prospective collection locations.
<b>13th - 16th</b>	Association of Energy Service Professionals (AESP)	Orlando, FL	AESP is the premier organization for professionals in the energy efficiency industry. Over 300 industry professionals attend the event including utility professionals and industry advisors/implementers.
<b>March</b>			
<b>19th</b>	ECOS (Environmental Council of States) Webinar Presentation	Internet/Computer	TRC presented to interested parties an update on the collection program.
<b>19th-22nd</b>	Home Performance Coalition	Nashville, TN	TRC attended the conference and joined over one thousand residential energy efficiency professionals for networking.
<b>20th-22nd</b>	IE3: Indoor Environment & Energy Expo	Nashville, TN	This expo is the largest marketplace for the indoor environmental and energy services contracting industry. TRC staff exhibited and promoted the program to attending HVAC contractors.
<b>27th</b>	Mass Recycle Event	Framingham, MA	TRC exhibited at Recycling & Organics Conference & Trade Show, the biggest annual recycling and organics conference in the Commonwealth of Massachusetts.

# FY 2017 – MAINE ANNUAL REPORT

April			
6th	Association of NJ Household Hazardous Waste Coordinators	Ocean County, NJ	TRC presented to the members of the ANJHHWC on the recycling program.
24th-25th	Maine Resource Recovery Association	Rockport, ME	TRC sponsored this conference where experts and service providers from across the spectrum of the recycling and solid waste industry come to address current topics in materials management.
25th	Plumbing, Heating, Cooling Contractors (PHCC) Expo	Pleasanton, CA	TRC exhibited at this expo attended by contractors.
May			
21st-25th	Eastern Energy Expo (OESP)	Hershey, PA	TRC attended the trade show that offers the latest products and services for the petroleum marketing and HVAC industry.
23rd	Heating, Air-conditioning and Refrigeration Distributors International (HARDI) fly-in	Washington, DC	TRC meet with representatives alongside HVAC industry professionals to affect policy and make a difference.
June			
15th	AESP Mid-Atlantic Seminar	Newark, NJ	TRC attended the local seminar for energy efficiency professionals.
24th-27th	Building Owners and Managers Association International (BOMA)	Nashville, TN	TRC attended this commercial real estate conference focused on innovative solutions and cost-cutting strategies.
26th-28th	National Energy & Utility Affordability Coalition (NEUAC)	Ft. Lauderdale, FL	TRC attended the conference where over six hundred leaders within the energy assistance community gather to share solutions.
July			
19th	Local Rotary	Montgomery County, PA	TRC presented to the local rotary club on our recycling program.
25th-26th	Product Stewardship Institute (PSI) Forum	Boston, MA	TRC presented at the forum where they discuss current product stewardship trends in the U.S.
26th-28th	Professional Recyclers of Pennsylvania (PROP) Conference	Valley Forge, PA	TRC presented a session on mercury thermostats at the event where you can connect with solid waste and recycling professionals from throughout Pennsylvania and surrounding states.
August			
9th-11th	Missouri Recycling Association Conference	Osage Beach, MO	TRC's board member, John Sartain, presented on the mercury thermostat recycling program.
12th - 15th	American Society of Association Executives (ASAE) Conference	Toronto, Canada	TRC's executives attended the annual meeting where thousands of association professionals and industry partners gather to exchange time, resources, strategies, solutions, and more.
14th-17th	North American Hazardous Materials Management Association (NAHMA)	Clearwater, FL	TRC exhibited at the national conference that brings together hazardous waste professionals, buyers, and industry leaders from municipal collection programs throughout the US.
17th	APR Supply Show	Hershey, PA	TRC exhibited at the APR buying show.

## FY 2017 – MAINE ANNUAL REPORT

<b>20th-23rd</b>	California Resource Recovery Association (CRRRA) Conference	San Diego, CA	TRC attended the conference about recycling and sustainable materials management in California.
<b>30th</b>	Product Stewardship Meeting	Washington, DC	TRC's Executive Director met with other EPR Executives, such as Cal2Recycle and PaintCare, to discuss best practices and joined efforts.
<b>September</b>			
<b>17th-19th</b>	HARDI (Sales and Marketing)	Philadelphia, PA	TRC attended and exhibited at the conference where HVAC leaders learn about leveraging emerging.
<b>October</b>			
<b>4th-6th</b>	Plumbing, Heating, Cooling Contractors (PHCC) Expo	Milwaukee, WI	TRC attended this expo along with many HVAC contractors.
<b>25th- 27th</b>	National Multifamily Housing Council Expo	Las Vegas, NV	TRC attended this expo with leaders in the apartment industry.
<b>26th-27th</b>	Keystone Energy Efficiency Alliance (KEEA) Conference	Hershey, PA	TRC attended the conference that is dedicated to promoting the energy efficiency and renewable energy industries in Pennsylvania.
<b>November</b>			
<b>2nd</b>	Institute of Heating and Air Conditioning Industries (IHACI) Annual Trade Show	Pasadena, CA	TRC exhibited at this show attended by many experts in the HVAC industry.
<b>2nd</b>	AESP - Strategies for Delivering Marketing Excellence Conference	Philadelphia, PA	TRC attended a training in regards to marketing with the utility sector.
<b>12th - 15th</b>	National Association of Regulatory Utility Commissioners Annual Conference	Baltimore, MD	TRC exhibited at the conference where members gather to set policy, share best practices, and discuss crucial industry issues.
<b>15th</b>	Product Stewardship Meeting	Washington, DC	TRC's Executive Director met with other EPR Executives, such as Cal2Recycle and PaintCare, to discuss best practices and joined efforts.
<b>21st</b>	Keep Philadelphia Beautiful Meeting	Philadelphia, PA	TRC staff met with KPB's Executive Director to discuss areas of opportunity.
<b>December</b>			
<b>2nd - 5th</b>	Heating, Air-conditioning and Refrigeration Distributors International (HARDI) Annual Conference	Las Vegas, NV	TRC staff again exhibited at this event and presented its annual "Big Man on the Planet Award."

### 2017 Promotional Items

TRC distributed a little over 500 can koozies while exhibiting at various expositions throughout 2017. [Figure 1.13]

Figure 1.13



---

## OTHER ENGAGEMENT

### Product Stewardship Institute (PSI)

TRC worked in collaboration with PSI throughout the year of 2017 by being a panelist on two webinars, contributing the TRC name to outreach efforts in which PSI was awarded through the USDA, and by speaking at the PSI bi-annual Forum held in Boston, MA. TRC staff Ryan Kiscaden, Danielle Myers, and Tom Murray shared their expertise for these various presentation platforms.

Environmental Protection Agency (EPA) expert, Tom Murray, represented TRC as a presenter for the Product Stewardships Institute's (PSI) April 19<sup>th</sup> webinar. Murray, specifically, gave a historical overview about mercury and underscored the heightened role of industries, such as combustion coal, contributing to environmental contamination. Murray also detailed how TRC works in conjunction with statewide regulatory programs throughout the U.S. and explained that mercury-containing thermostats is an issue with an end in sight.

Ryan Kiscaden presented at the PSI's bi-annual forum (July) on the subject of mercury thermostat collections present and future. At this event, he introduced the concepts of which mercury thermostats largely are collected from (boiler systems in cold, very-cold climate zones) and his vision for the future collection program's focus.

Danielle Myers administered the webinar in which industry and government entities shared ways to improve outreach and education to increase recycling and decrease waste. From print media (such as flyers and brochures) to web-based media (such as social platforms, video, and infographics), outreach and education the webinar detailed proven ways at increasing thermostat collection.

TRC lent its name to PSI grant proposal “Reducing the Impact of HHW on Water Resources in Low-income, Rural Communities” directed to the USDA and also contributed thought leadership time on best ways to approach rural communities. PSI’s grant attempted to place recycling containers with the following areas:

1. Alutiiq Tribe of Old Harbor, AK
2. Del Norte County, CA
3. Inyo County, CA
4. Lassen County, CA
5. Mendocino County, CA
6. Hazard, KY
7. Town of Lincoln (in Penobscot County), ME
8. Town of Hartwick, NY
9. Malheur County, OR
10. Walden, VT
11. Chelsea, VT
12. Woodbury, VT
13. Quilcene, WA
14. Brinnon, WA
15. Klickitat County, WA

At the end of 2017, TRC signed a letter of support for PSI to apply for similar USDA grants. The letter dated December 18, 2017 detailed the support of the Product Stewardship Institute’s application for funding through the (USDA) Rural Utilities Services’ fiscal year 2018 Solid Waste Management Program.

---

## PROMOTIONAL CAMPAIGNS

### Big Man on Planet Competition

HARDI members, comprising more than 1,000 distributor locations nationwide, competed against one another for top honors. In 2017, TRC had 102 Wholesale Members participate in the competition (compared to 24 the year before), who collected a whopping 370.95 lbs. of mercury during May 1<sup>st</sup> through October 31<sup>st</sup>. Winners were announced at HARDI’s annual conference, December 2<sup>nd</sup> – 5<sup>th</sup>, in Las Vegas.

The 2017 BMOP Award winners were as follows:

## TOP PRIZE WINNERS

- Most amount of mercury recycled overall (157.16 pounds) – Johnstone Supply, National
- Highest average amount of mercury recycled (12.3566 pounds) – Tower Equipment, Connecticut
- Highest participation rate for distributors with over 10 locations (92%) – Johnson Supply, Texas and Louisiana [Figure 1.14]

Figure 1.14



## TOP 3 BRANCHES FOR RECYCLING

- Tower Equipment - Stratford, Connecticut (12.3566 lbs.)
- Johnstone Supply - Appleton, Wisconsin (6.6588 lbs.)
- Johnstone Supply - Columbus, Ohio (4.774 lbs.)

## MVP AWARD

- Aireco Supply Co. (11 lbs. of mercury across 22 locations)

## ROCK STAR AWARD

- Aireco Supply Co.
- APR Supply Co.
- Auer Steel & Heating Supply
- Corken Steel Products Co.
- Crescent Parts & Equipment Co.

- Duncan Supply Co.
- Ferguson Enterprises
- Gustave A. Larson
- GW Berkheimer Co.
- Harry Alter Co.
- Johnson Controls UPG Parts Store
- Johnson Supply
- Tower Equipment
- US Air Conditioning Distributors

\* Note - Johnstone Supply an industry specific catalogue featured TRC's BMOP Campaign at no-charge to TRC. [Figure 1.15]

Figure 1.15



## 2018 PROGRAM MODIFICATIONS

### Thermostat Recycling Corporation's 2018 Goals

TRC has continued to set high level annual goals for the organization. These goals assist in decision making and prioritization of activities. For the calendar year of 2018 TRC plans to focus on:

1. Continuing to fulfill state statutory requirements, agreements and other arrangements for regulatory compliance.
2. Targeting mercury thermostat collections at (3) key industries; Utilities, waste-related sector, and HVAC. Other key audiences vary by state and requirements.
3. Finishing business intelligence upgrades to systematizing operations and data reporting.
4. Elevating the TRC staff by investing in skills, experiences and continuing educational opportunities.
5. Maintaining and building relationships with key stakeholders (regulatory, members, collection points, and vendors)

---

In addition to these goals, TRC set specific tasks which we plan to focus on. Completion of these tasks aids in the overall organization's goals.

1. Finalize new database. These enhancements to our database include:
  - Tracking small bins
  - Tracking clear vs. green liners
  - Consolidating all CRM's into one package
  - Importation of all historical data
  - Overlaying collections to climate zone
2. Develop and finalize utility industry specific marketing collateral.

This industry will require three specific pieces of collateral. The pieces will be geared towards the utilities themselves, the installers/implementers, and the community action agencies. The collateral will be valuable leave behind materials for upcoming trade shows and direct marketing initiatives.

3. Look for opportunities to switch collection points to small pails.

The staple green recycling container will remain an option for all collection locations. This container has been a part of the organization's branding, its mechanism for compliance, and is the largest container available in meeting DOT shipping regulations for universal

waste. However, a smaller recycling container can help resolve rural collection issues and provide an additional, perhaps desirable collection mechanism for others.

4. Audit our processing facility every other year.

TRC gained great operating efficiencies by walking the processing floor and looking for ways to improve the program's performance. The processing center was audited in 2017 and we plan to audit in 2019.

5. Attend 2018 events such as trade shows and conferences.

Arguably, one of the best avenues for TRC. Continuing to grow relationships while displaying our wares, networking, and attending conferences continues to be a great investment for the program. Below is a list of events which TRC likely will attend or exhibit at.

Date	Show	Location
<b>January</b>		
22nd-24th	AHR Expo	Chicago, IL
<b>February</b>		
7th -9th	MEEA	Chicago, IL
7th-8th	Efficiency Vermont	South Burlington, VT
12th-14th	IE3 Show (ACCA)	Washington, DC
13th-14th	Home Performance Contractors - New York	Saratoga Springs, NY
19th-22nd	Association for Energy Services Professionals	New Orleans, LA
<b>March</b>		
5th - 7th	SWANA-Palooza	Denver, CO
10th	Plumbing, Heating Cooling Contractors of MA	Marlboro, MA
26th	Mass Recycle Trade Show	Framingham, MA
26th-28th	HVAC Excellence Educators Conference	Las Vegas, NV
<b>April</b>		
23rd-26th	Home Performance Contractors - National	Philadelphia, PA
<b>May</b>		
8th-9th	BuildingsNY	New York, NY
20th-23rd	NY FEDERATION Conference	Sagamore, NY

22-23	HARDI Fly-In	Washington, DC
<b>June</b>		
25th-27th	NEUAC Conference	Phoenix, AZ
<b>July</b>		
25th-27th	Professional Recyclers of Pennsylvania	Harrisburg, PA
<b>August</b>		
27th-31th	NAHMMA - National	Portland, ME
<b>September</b>		
25 <sup>th</sup> – 28 <sup>th</sup>	E Source Forum	Denver, CO
<b>October</b>		
9th - 11th	E-Scrap Conference	New Orleans, LA
25th-26th	KEEA Conference	Harrisburg, PA
<b>November</b>		
TBD	NERC Conference	Hartford, CT
TBD	IHACI Annual Trade Show	Pasadena, CA
<b>December</b>		
1st - 4th	HARDI Annual Conference	Austin, TX

- Attend and integrate learnings from other EPR products after Executive Director in-person meetings.

TRC attends an in-person meeting in which other EPR products (paint, batteries, mattresses) also directly participate in. This meeting occurs throughout the year. TRC has derived great share-able best practices by attending these meetings and always learns something new to implement into its recycling program.

- Announce the organization's 20<sup>TH</sup> anniversary of operation.

Twenty years went by very fast. We are proud to have operated for 20 years. We plan to release this news via a press release, social media and possibly earned media. The celebration is official on October 24<sup>th</sup> but we plan to acknowledge all year.

- Build a hypothesis library.

Throughout the year, great ideas on how to modify the program are raised. A hypothesis library will allow TRC to track these ideas, develop and test them. We view this as the best curator for new innovations at the organization. It is possible items which are brainstormed using this process will be developed and fully implemented in 2018 or developed for future years.

- Target smart home automation installers with outreach and awareness.

The burgeoning marketing for IoT (internet of things) connected devices is a fast-growing market. There are many new players such as Amazon, Best Buy and Cable TV providers that are getting into the installation and sales of these new smart products. It is undetermined which entities will be installing these products.

10. Practice the internal TRC Sustainability policy.

TRC has created a sustainability policy and guidelines that support TRC as an environmental nonprofit. Some of the initiatives are:

- Using 2-sided and grayscale defaults for all office printers
- Using recycled paper 100% of the time for printing internal documents
- 100% of all marketing material printed on recycled products

11. Update the TRC website.

The project will be to enhance the searchability through Google for TRC's website. In turn, by strengthening the SEO of the website, should allow for an increase of the digital Google AdWords spend by the terms we buy to be efficient. In addition to SEO enhancement, the website will undergo a content re-organization which will tailor itself to the user's experience on the website. In theory, it should be more user-friendly.

12. Roll-out editorial releases.

EDITORIAL CALENDAR 2018	
Tactic	Description
<b>Blogs</b>	<b>at least 1x/Month</b>
<b>January</b>	Philadelphia Power; Danielle Myers Promotion
<b>February</b>	Chicago's Mercury Bean
<b>March</b>	Strategies Blog (tied to article)
<b>April</b>	Extension of EPR (Voluntary)
<b>May</b>	Myth Busters About Recycling Mercury Thermostats
<b>June</b>	Smart thermostat proliferation
<b>July</b>	Creation of Recycling Your Thermostat Day
<b>August</b>	Utility Best Practice (Maybe Release) Using CT & NY as examples
<b>September</b>	Is It Really California Dreaming When Recycling Thermostats
<b>October</b>	20th Anniversary: Blog & Op-Ed
<b>November</b>	Thermostats, Collections and Kids
<b>December</b>	Tribute Blog: A Look Back at the Winners of the BMOP & Current Winner
<b>Press Releases/Earned Media</b>	<b>at least 1x/Month</b>

<b>January</b>	Collection Partner of the Month sent to industry pubs & IL contacts
<b>February</b>	Danielle Myers Promoted to Manager
<b>March</b>	Smart thermostat proliferation
<b>April</b>	Who is leading for first quarter returns; 40 Under 40 Award
<b>May</b>	The Consumer Paradox: Why Replacing Thermostats Doesn't Work With Consumers
<b>June</b>	Creation of Recycling Your Thermostat Day
<b>July</b>	BMOP; Who is leading for second quarter returns
<b>August</b>	The Golden State Initiative: Why It Works in California
<b>September</b>	Recycling Mercury Thermostats: Industry Spending More for Fewer Collections
<b>October</b>	The Cold Weather Jump Start: Replace Your Thermostat Before Kicking on the Furnace, 20th Anniversary
<b>November</b>	Thermostats, Collections and Kids
<b>December</b>	Top 10 Collection Sites - Mandatory vs Non-Mandatory; Winner BMOP
<b>January Through December</b>	Earned Media -- Monthly Efforts

**MAINE**

## 2017 COLLECTIONS AND EVALUATION

### SECTION 0: Program Overview

The following analytical report details the annual program performance for mercury thermostat collection in the state of Maine (ME) in 2017. A few of the program highlights for 2017 are included below:

- In 2017, the program **collected 26.6 lbs of mercury** in Maine. Since 2008, the mercury collected in Maine has decreased by an annual average of 2% per year. During the same period, total mercury collected nationally increased by 4% per year.
- The Maine program collected **3,956 whole thermostats in 2017**, an 18% decrease from 2016 and a 29% decrease from a decade ago. However, the number of thermostats collected annually in Maine was an average of 0% since 2008.
- **The number of whole thermostats collected per bin in 2017 was 33 thermostats.** This was less than the 17-year state average of 60 thermostats per bin.
- The Maine counties that returned the most thermostats and bins in 2017 were **Cumberland (38 bins, 1,298 thermostats), Penobscot (13 bins, 538 thermostats) and Kennebec (17 bins, 487 thermostats).**
- In 2017, **39% of the partner locations in Maine returned at least one bin** compared to a national average of 32%.
- In 2017, a total of **177 site visits were conducted in Maine and 165 ‘Miss You’ calls were placed.** A statistical analysis found no significant correlation between number of bins returned and site visits or calls.
- In addition to the 3,956 whole thermostats returned, 30 loose switches were collected, bringing the total number of “thermostat equivalents” returned in 2017 to 3,984, a decrease of 18% from 2016.

## SECTION 1: Program Analytics

Section 1 of this report examines the annual performance of the thermostat collection recycling program in terms of bins, thermostats, and mercury collected as well as the year-over-year progression of the program.

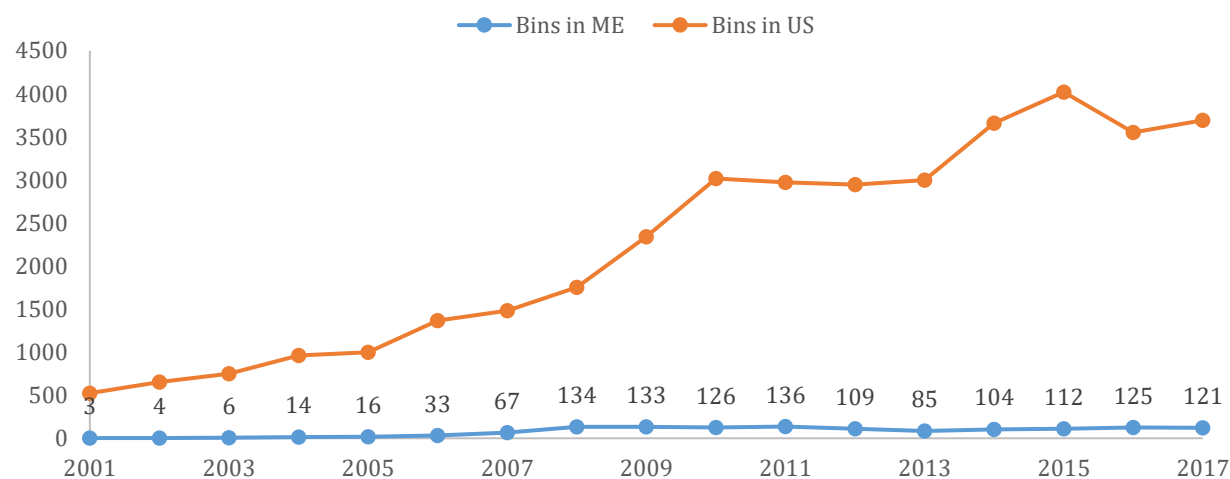
On average, the program has **collected 27.4 lb of mercury and 3,816 whole thermostats per year** since 2001. In 2017 the program **collected 26.6 lb of mercury from 3,956 whole thermostats and 30 loose switches**. Figure 1.1 displays the total number of bins, thermostats, and quantity of mercury collected in the state since the beginning of the program.

**FIGURE 1.1: PROGRAM PERFORMANCE OVER TIME**

Year	Number Bins	Number Stats	Lb Mercury
2001	3	233	1.7
2002	4	280	1.9
2003	6	482	4.5
2004	14	1,079	9.8
2005	16	1,492	16.9
2006	33	3,003	22.3
2007	67	4,656	36.9
2008	134	5,555	38.5
2009	133	6,374	44.5
2010	126	6,523	44.9
2011	136	6,616	46.4
2012	109	6,679	46.5
2013	85	4,213	29.5
2014	104	4,341	29.9
2015	112	4,571	32.0
2016	125	4,823	33.6
2017	121	3,956	26.6
<i>Average</i>	<i>78</i>	<i>3,816</i>	<i>27.4</i>
<i>Total</i>	<i>1,328</i>	<i>64,876</i>	<i>466.3</i>

Figure 1.2 displays the number of bins collected in the state over time as well as the total number of bins collected nationally over the same period. The figure shows that the number of bins collected annually in Maine rose continuously from 2001 to 2008. From 2008 to 2017, the number of bins collected in Maine plateaued in the range of 104 to 136 bins, except for 2013 when only 85 bins were returned.

**FIGURE 1.2: BINS COLLECTED OVER TIME IN THE STATE AND NATIONALLY**



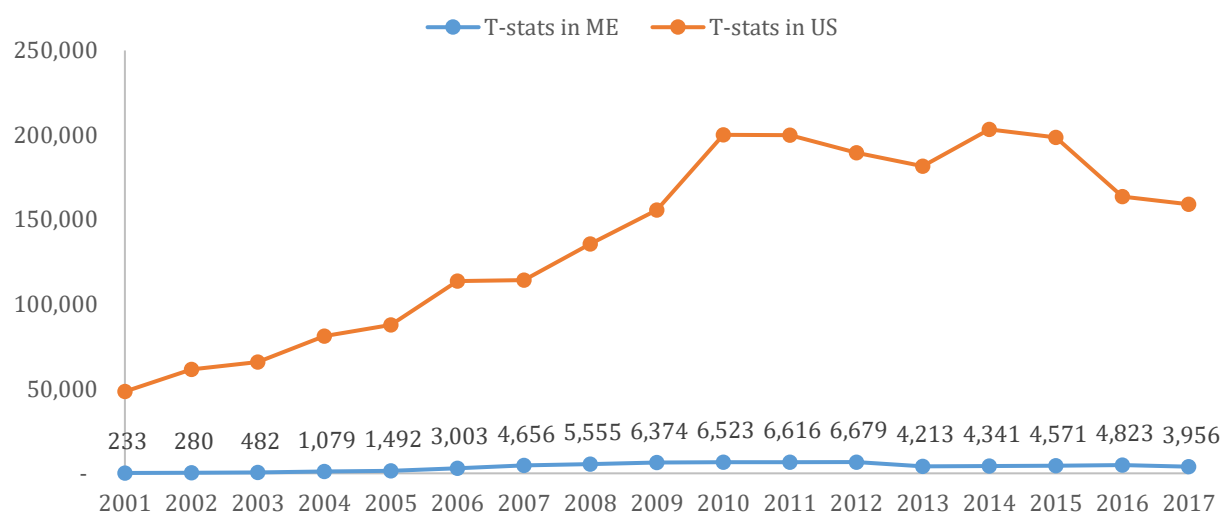
Since 2008, the **average annual decrease in mercury collected was 2% in Maine**. During the same period, the quantity of mercury collected nationally increased by an average of 4% per year. In 2017, the quantity of mercury collected decreased by 21% from 2016. Figure 1.3 displays the total quantity of mercury collected in the state over time as well as the year-over-year percent increase (or decrease) in the state and nationally.

**FIGURE 1.3: QUANTITY OF MERCURY COLLECTED IN PROGRAM AND ANNUAL CHANGES IN THE STATE AND U.S.**

Year	Total Lb Hg	% Change State	% Change U.S.
2001	1.7	-	89%
2002	1.9	16%	14%
2003	4.5	131%	11%
2004	9.8	119%	17%
2005	16.9	72%	11%
2006	22.3	32%	32%
2007	36.9	66%	2%
2008	38.5	4%	16%
2009	44.5	15%	16%
2010	44.9	1%	26%
2011	46.4	3%	4%
2012	46.5	0%	-5%
2013	29.5	-37%	-5%
2014	29.9	1%	13%
2015	32.0	7%	-1%
2016	33.6	5%	-15%
2017	26.6	-21%	-7%
<i>Average Since 2008</i>	<i>37.2</i>	<i>-2%</i>	<i>4%</i>

The state of Maine collected 3,956 thermostats in 2017. This was an **18% decrease over 2016**. The average of annual increases in thermostats collected in Maine is **0% since 2008**. Yearly increases in the U.S. averaged 4% over the same period. The number of thermostats returned increased steadily from 2001 to 2012, peaking in 2012 with 6,679 thermostats. Since 2012, the number of thermostats returned has fallen into the 4,000s range. Figure 1.4 displays the total number of thermostats collected in the state and nationally, and Figure 1.5 shares the underlying data as well as the calculated annual percent change.

**FIGURE 1.4: NUMBER OF THERMOSTATS COLLECTED OVER TIME THE STATE AND NATIONALLY**

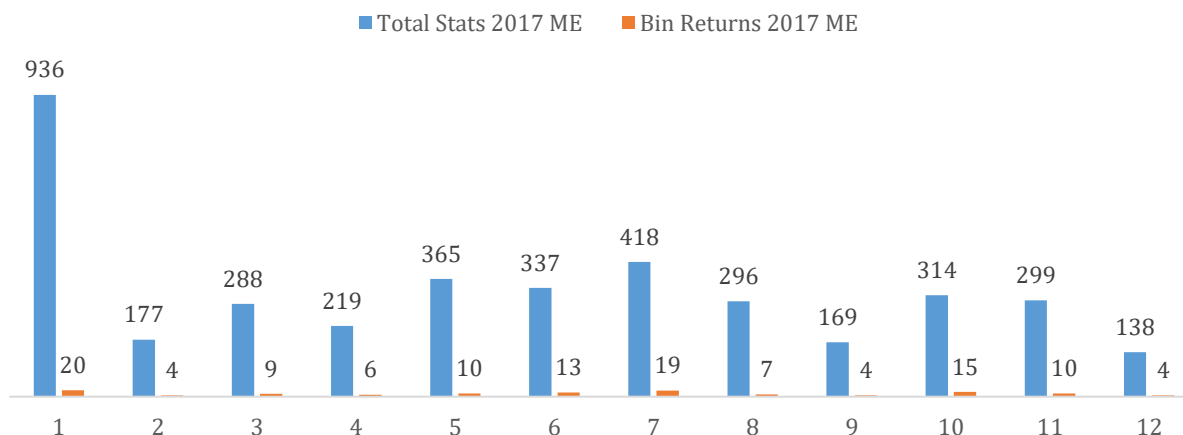


**FIGURE 1.5: THERMOSTATS COLLECTED IN MAINE AND U.S. OVER TIME AND ANNUAL PERCENT CHANGE**

Year	T-stats in ME	T-stats in U.S.	% Change State	% Change U.S.
2001	233	48,350	-	-
2002	280	61,422	20%	27%
2003	482	65,778	72%	7%
2004	1,079	81,115	124%	23%
2005	1,492	87,754	38%	8%
2006	3,003	113,658	101%	30%
2007	4,656	114,158	55%	0%
2008	5,555	135,646	19%	19%
2009	6,374	155,731	15%	15%
2010	6,523	200,064	2%	28%
2011	6,616	199,918	1%	0%
2012	6,679	189,619	1%	-5%
2013	4,213	181,600	-37%	-4%
2014	4,341	203,346	3%	12%
2015	4,571	198,603	5%	-2%
2016	4,823	163,606	6%	-18%
2017	3,956	159,046	-18%	-3%
<i>Average Since 2008</i>	<i>5,365</i>	<i>178,718</i>	<i>0%</i>	<i>4%</i>

Figure 1.6 displays the monthly distribution of bins and thermostats collected in the state in 2017. The months with the most thermostats and bins returned were **January (936 thermostats, 20 bins)** and **July (418 thermostats, 19 bins)**. Conversely, the months with the fewest number of thermostats returned in 2017 were September and December

**FIGURE 1.6: THERMOSTATS AND BINS COLLECTED PER MONTH 2017**



The highest number of thermostats per bin occurred in **January (47 thermostats per bin)** and **February (44 thermostats per bin)**. Figure 1.7 shows the average number of thermostats per bin per month for the year.

**FIGURE 1.7: AVERAGE THERMOSTATS PER BIN RETURNED PER MONTH**

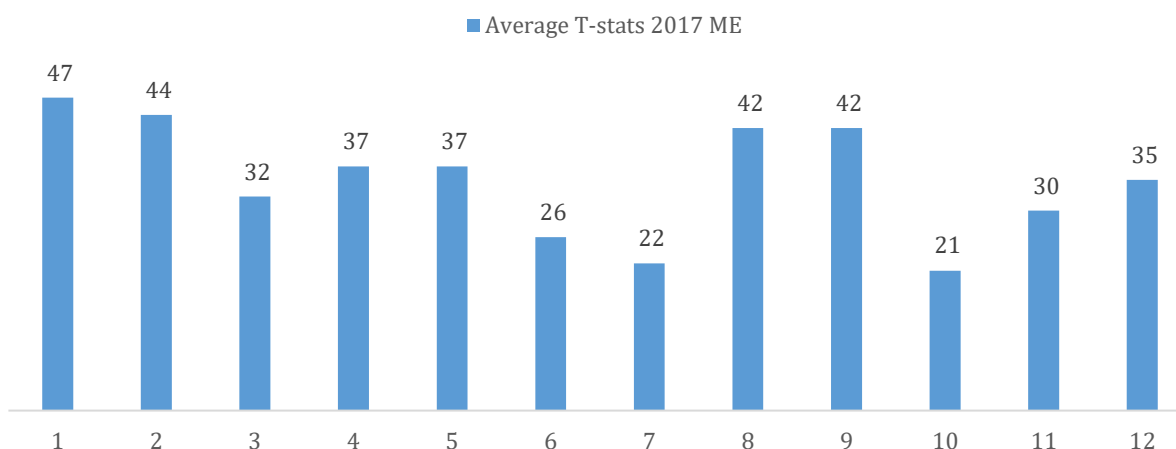


Figure 1.8 displays the average number of thermostats returned per bin in the state and nationally since the beginning of the state program. Nationally, the number of thermostats per bin has been decreasing annually since 2000. A similar pattern is observed in the state of Maine, with more variability. Apart from the years 2005 and 2006, the number of thermostats per bin collected in the state was lower than the national average. A large drop in number of thermostats per bin occurred from years 2006 to 2008. In 2017 the average dropped to the lowest on record with an average of 33 thermostats per bin.

**FIGURE 1.8: AVERAGE NUMBER OF THERMOSTATS PER BIN OVER TIME IN THE STATE AND NATIONALLY**

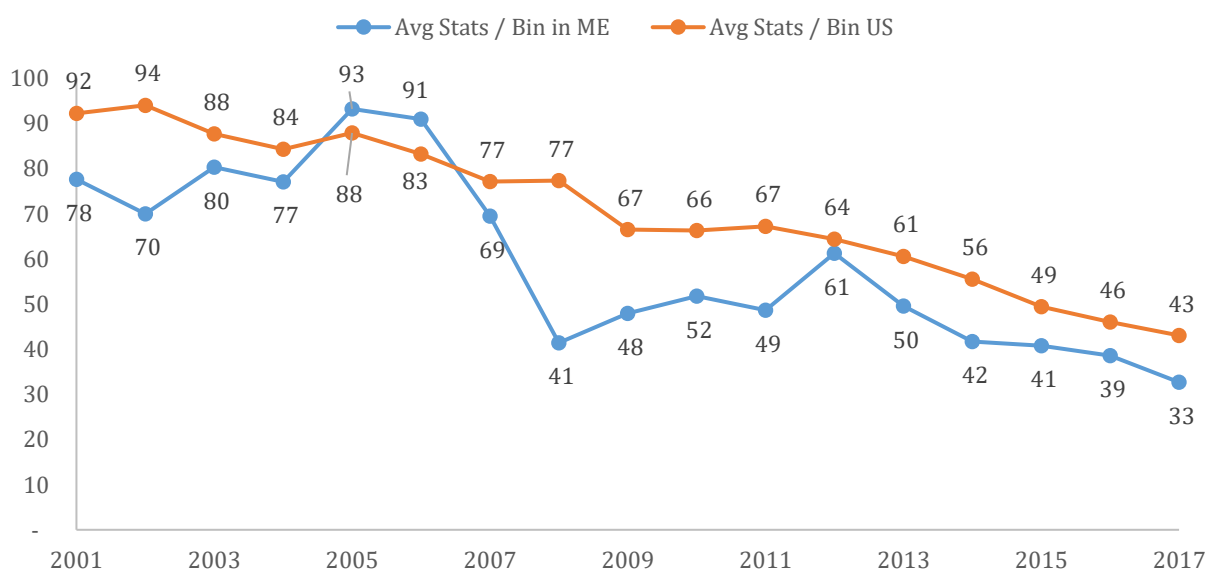
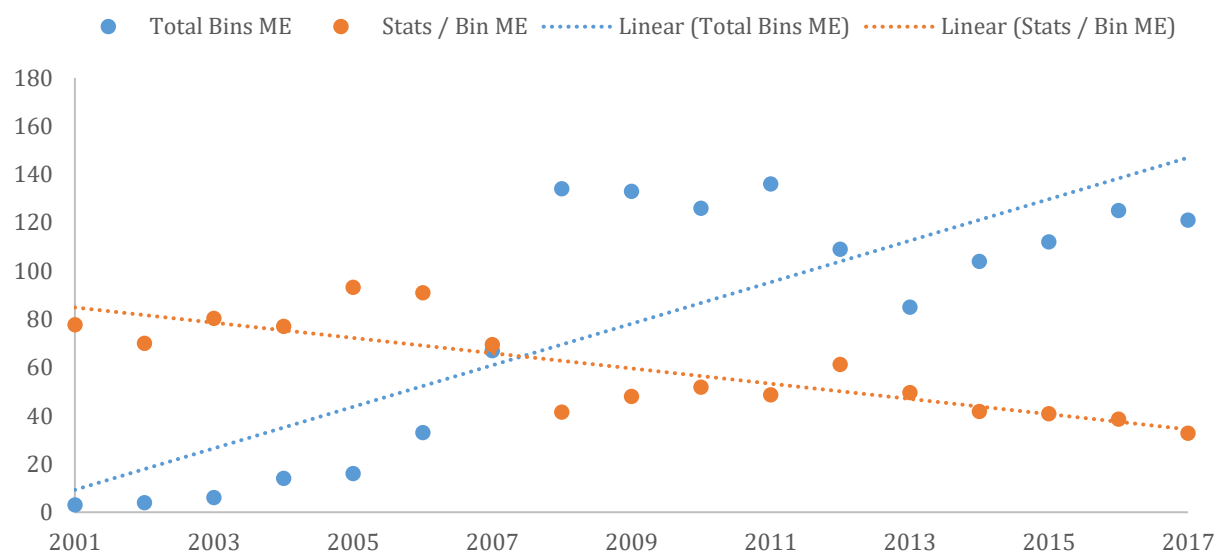


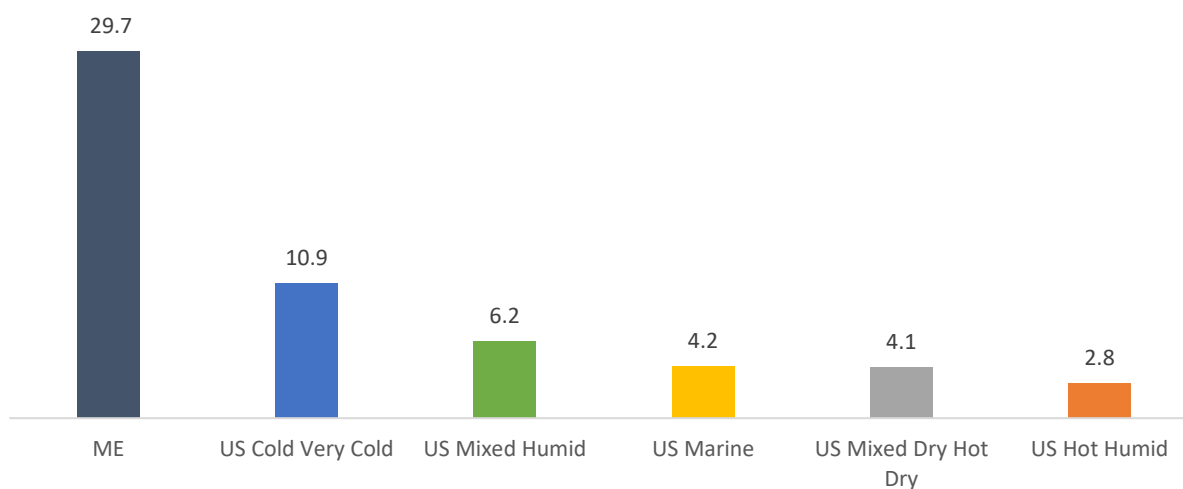
Figure 1.9 plots the total bins returned over time along with the average number of thermostats per bin since 2001 to determine a relationship between the two. In years where the number of bins returned was low, such as between 2001 and 2005, the number of thermostats per bin was higher. Between 2008 and 2011 the opposite pattern is observed, a higher bin count and a lower number of thermostats per bin. This pattern is indicating an underlying statistical relationship where the number of thermostats per bin is negatively correlated to the number of bins returned.

**FIGURE 1.9: BINS AND AVERAGE NUMBER OF THERMOSTATS PER BIN OVER TIME**



A climate zone analysis on number of thermostats returned per 10,000 residents was conducted. These zones were defined using the criteria from the U.S. Department of Energy Building America Program. These criteria are coded by county. The entire state of ME is in the cold very cold climate zone. Figure 1.10 shows that the state returned 29.7 thermostats per 10,000 residents which is well above the national average in the cold very cold zone of 10.9 thermostats per 10,000 residents. Nationally, the cold very cold zone returned significantly more thermostats than the next highest zone, the mixed humid zone (6.2 thermostats per 10,000 residents).

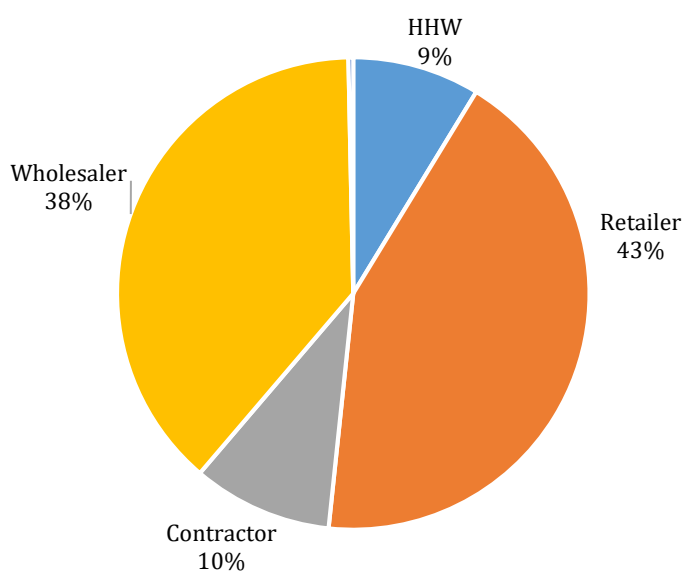
**FIGURE 1.10: THERMOSTATS RETURNED PER 10,000 RESIDENTS BY CLIMATE ZONE**



## SECTION 2: Channel Partner Analysis

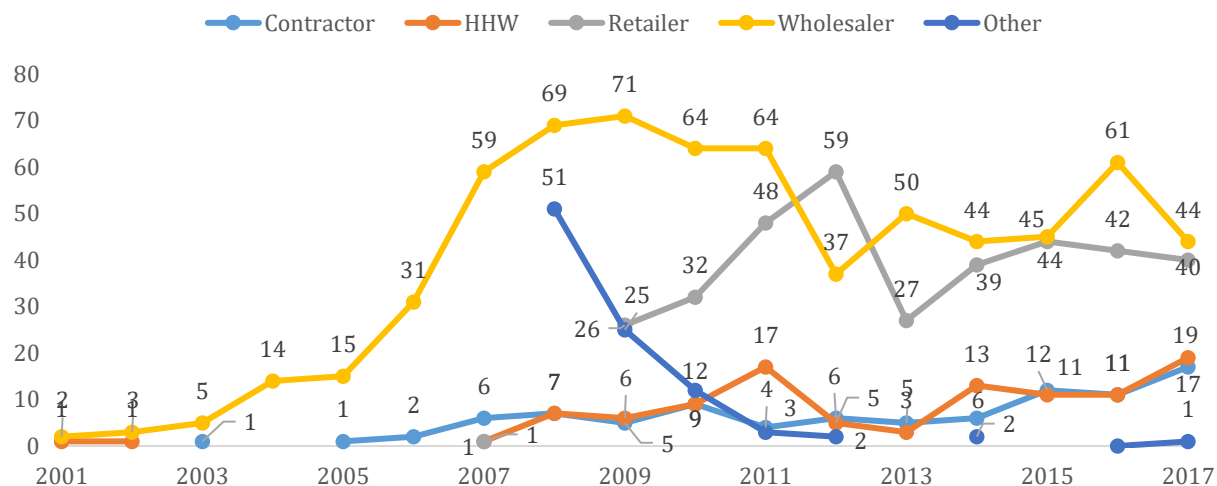
Section 2 of the report examines the partner locations in more detail. Most thermostats collected in the state were through **retailers (43%)** followed by **wholesalers (38%)**. The remaining thermostat returns were split between **contractors (10%)** and **household hazardous waste facilities (9%)**. Figure 2.1 shows the distribution of thermostats collected by location type in 2017.

**FIGURE 2.1: THERMOSTATS COLLECTED BY LOCATION TYPE IN 2017**



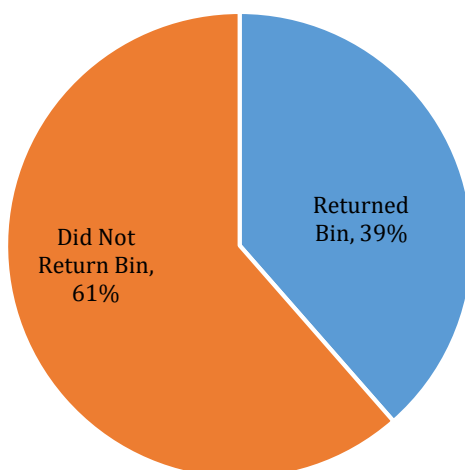
Wholesalers declined from 61 bins in 2016 to 44 bins in 2017. The number of bins returned in 2017 by retailers, contractors, and household hazardous waste facilities increased slightly over 2016 levels. Figure 2.2 displays the change in the number of bins returned by thermostat collection type over time.

**FIGURE 2.2: THERMOSTAT BINS RETURNED BY LOCATION TYPE OVER TIME**



In 2017, **39% of locations** with a bin in Maine sent back at least one bin for recycling. The distribution is displayed in Figure 2.3.

**FIGURE 2.3: PERCENTAGE OF STORES RETURNING A BIN IN 2017**



An analysis of the top performing counties revealed that **Cumberland (38 bins, 1,298 thermostats)**, **Penobscot (13 bins, 538 thermostats)** and **Kennebec (17 bins, 487 thermostats)** returned the most bins and thermostats. Figure 2.4 displays the total bins and thermostats returned by county in 2017.

**FIGURE 2.4: BINS AND TOTAL THERMOSTATS RETURNED IN 2017 BY COUNTY**

County Name	Total T-stats	Total Bins
Cumberland	1,298	38
Penobscot	538	13
Kennebec	487	17
Androscoggin	434	10
York	295	11
Aroostook	176	7
Knox	134	4
Hancock	129	2
Sagadahoc	127	3
Lincoln	108	2
Franklin	81	3
Oxford	72	3
Waldo	40	2
Washington	21	3
Piscataquis	10	1
Somerset	6	2

TRC partner location **F.W. Webb (604 thermostats)** returned the highest number of thermostats in the state in 2017, followed by **Aubuchon Hardware (590 thermostats)**. In addition to the top performers included in the figure, 34 program partners returned 10 or more thermostats and 20 returned fewer than 10 thermostats. Figure 2.5 displays the top performing partners in terms of total thermostats returned in 2017.

**FIGURE 2.5: TOP PERFORMING TRC PARTNERS IN THE STATE**

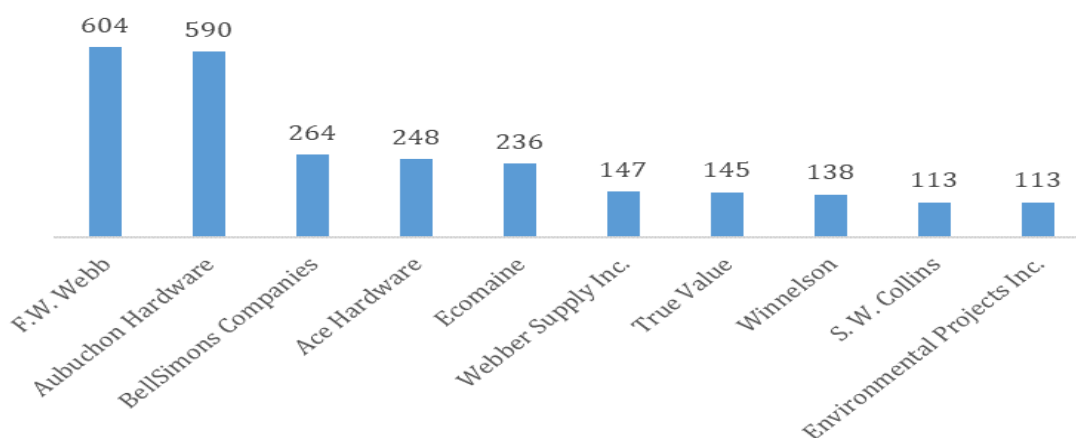


Figure 2.6 looks at the top performers in more detail. The figure includes the top performers for the year by each of the following categories: total bins and thermostats returned and average number of thermostats per bin.

**FIGURE 2.6: TOP PERFORMING PARTNERS BY BIN AND THERMOSTAT RETURNS**

Company Name	No. of Thermostats	No. of Bins	Thermostats / Bin
F.W. Webb	604	15	40
Aubuchon Hardware	590	10	59
BellSimons Companies	264	5	53
Ace Hardware	248	2	124
Ecomaine	236	3	79
Webber Supply Inc.	147	2	74
True Value	145	6	24
Winnelson	138	3	46
S. W. Collins	113	4	28
Environmental Projects Inc.	113	2	57

TRC conducted several activities in 2017 to increase the number of bins and thermostats returned in the state. In 2017, a total of 177 site visits were conducted and 165 ‘miss you’ calls were placed in Maine. Figure 2.7 displays the relationship between the number of site visits per month, the bins returned per month, and the number of thermostats (in 100’s) returned per month. The site visits occurred at various points throughout the year, with the most site visits occurring in February, June, and October. There are three spikes in bins returned in 2017 coinciding with the months that visits were conducted. A statistical analysis found a moderate correlation between number of site visits and bin returns from visited locations.

**FIGURE 2.7: RELATIONSHIP BETWEEN SITE VISITS AND BINS AND THERMOSTATS RETURNED PER MONTH**

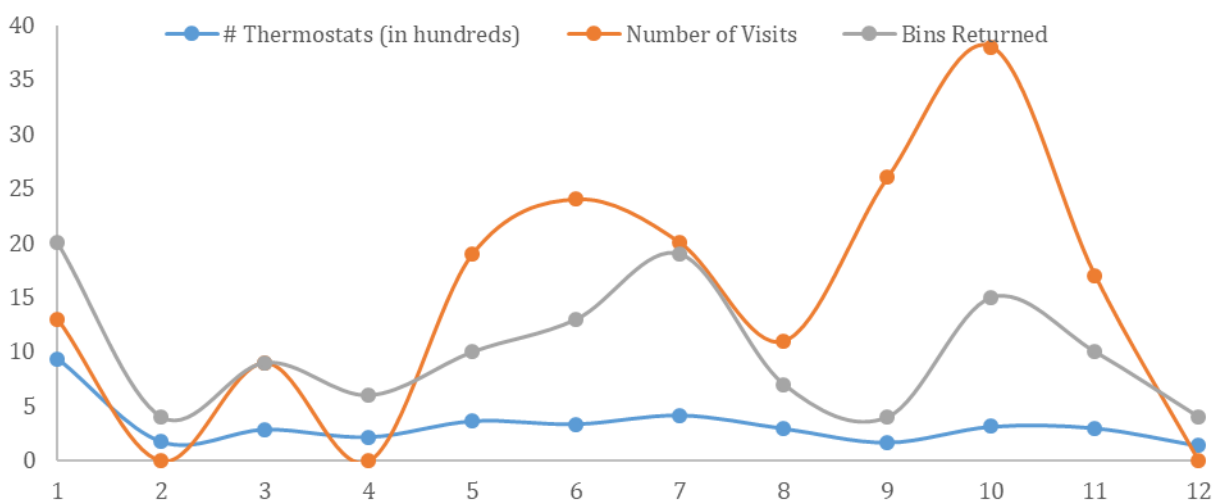


Figure 2.8 displays the relationship between number of calls per month, bins returned per month, and number of thermostats (by 100's) returned per month. Calls were placed in June and November, and more than half of bins returned by called locations came into TRC in those months or one month following the calls.

**FIGURE 2.8: RELATIONSHIP BETWEEN 'MISS YOU' CALLS AND BINS AND THERMOSTATS RETURNED PER MONTH**

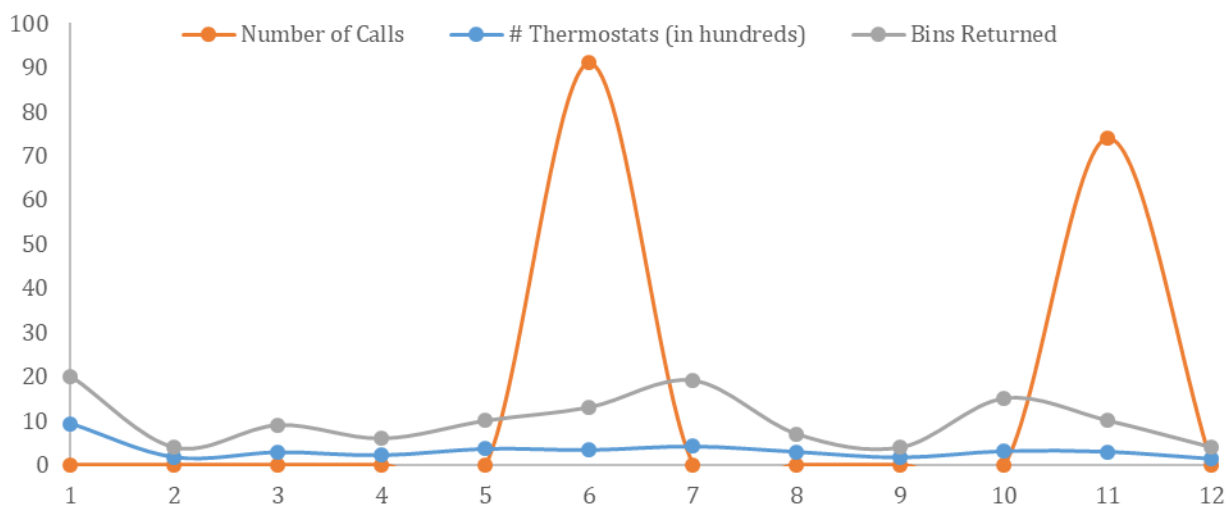


Figure 2.9 examines the return rates of four groups – locations that did not receive a call or visit, locations that received at least one visit, locations that received at least one call, and locations that received both a call and visit. The rate of active participation (which refers to locations that returned at least one bin) in 2017 is greater for locations that received some sort of reminder compared to locations that received no reminder. Called locations had a 53% active participation rate and locations that received both a call and visit had an active participation rate of 50%. In contrast, locations that received no reminder had an active participation rate of 22%. One bin was returned for every 3 locations that did not receive a reminder in 2017, while one bin was returned for every 1.4 to 1.6 locations for those that were called or visited and called.

**FIGURE 2.9: PERCENT CHANGE IN BIN AND THERMOSTAT RETURNS FOR LOCATIONS THAT RECEIVED A VISIT OR CALL OVER LOCATIONS THAT DID NOT RECEIVE EITHER**

	No Visit or Call	Visit	Call	Visit & Call
Number of Participating Locations	72	70	40	72
Rate of Active Participation*	22%	34%	53%	50%
Bins per Participating Location	0.3	0.4	0.6	0.7
Thermostats per Participating Location	11	12	20	21
Thermostats per Bin	38	31	35	30

\*Fraction of participating locations that returned one or more bins during 2017

### SECTION 3: Comparisons to National and Other States' Data

To compare how collection partners performed in 2017, the national average for the number of bins returned per locations that returned at least one bin was calculated and compared to the state average since 2012. The average number of bins does not include locations that did not return any bins in a given year. It should be noted that when making comparisons each state has different regulations, different mix of housing types, local policies, and incentives that may have a unique impact on returns. Overall, the average number of bins returned per location per year in Maine was lower than the U.S. average as shown in Figure 3.1.

**FIGURE 3.1: AVERAGE NUMBER OF BINS RETURNED PER LOCATION PER YEAR**

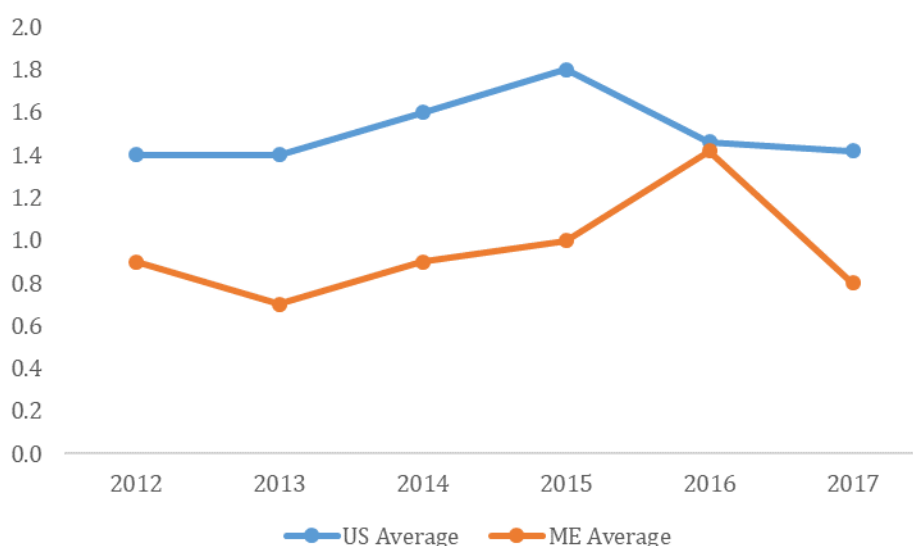


Figure 3.2 displays the locations in Maine that returned more than two bins in a given year since 2014, and Figure 3.3 displays the top partners in the U.S. over the same period in terms of the number of bins returned. The TRC partners F.W. Webb and Sid Harvey Industries appear on both the 2017 state and national lists.

**FIGURE 3.2: PARTNER LOCATIONS IN MAINE RETURNING MORE THAN 2 BINS PER YEAR 2014-2017**

Location	2014 Bins
F.W. Webb	16
BellSimons Companies	8
Aubuchon Hardware	6
True Value	6
Ecomaine	5
Ferguson Enterprises	5
ACE Hardware	4
Dead River Company	3
Oakhill Hardware	3
Location	2015 Bins
F.W. Webb	17
Aubuchon Hardware	16
BellSimons Companies	10
Dead River Company	6
Ecomaine	6
Rogers Ace Hardware	4
Sid Harvey Industries	3

Location	2016 Bins
F.W. Webb	19
BellSimons Companies	13
Aubuchon Hardware	11
Ace Supply Co. Inc.	7
Webber Supply Inc.	4
Ecomaine	3
S.W. Collins	3
Ferguson Enterprises	3
The Granite Group	3
Location	2017 Bins
F.W. Webb	15
Aubuchon Hardware	10
True Value	6
BellSimons Companies	5
S. W. Collins	4
Mechanical Services, Inc.	4
Dead River Company	3
Sid Harvey Industries	3
Ecomaine	3
Grainger	3
Winnelson	3

**FIGURE 3.3: TOP PERFORMING PARTNER LOCATIONS NATIONWIDE IN BINS RETURNED 2014-2017**

<b>Location</b>	<b>2014 Bins</b>
R. E. Michel Company	461
Johnstone Supply	460
US Air Conditioning Distributors	127
Ferguson Enterprises	119
United Refrigeration	114
Goodman Distribution Inc.	95
Honeywell Inc.	77
Gustave A Larson Company	67
Refrigeration Supplies Distributor	60
Lennox Industries Inc.	60
C.C. Dickson Company	55
<b>Location</b>	<b>2015 Bins</b>
Johnstone Supply	519
R. E. Michel Company	336
Ferguson Enterprises	184
United Refrigeration	176
US Air Conditioning Distributors	106
Goodman Distribution Inc.	70
Gustave A Larson Company	62
Refrigeration Supplies Distributor	54
Lennox Industries Inc	51
Baker Distributing Company	50

<b>Location</b>	<b>2016 Bins</b>
Johnstone Supply	444
R. E. Michel Company	292
United Refrigeration	237
Lennox Industries Inc.	131
Ferguson Enterprises	104
US Air Conditioning Distributors	70
Ace Supply Co. Inc.	66
Goodman Distribution, Inc.	66
Lux Products	54
F.W. Webb	47
Baker Distributing Company	46
Refrigeration Supplies Distributor	46
<b>Location</b>	<b>2017 Bins</b>
Johnstone Supply	515
R. E. Michel Company	285
United Refrigeration	192
Ferguson Enterprises	144
Lennox Parts Plus	89
US Air Conditioning Distributors	73
Refrigeration Supplies Distributor	71
F.W. Webb	64
Goodman Distribution	60
Sid Harvey Industries	52

Figure 3.4 displays total percentage of locations that actively participated in the program (active participation defined as sending back at least one bin) in 2017, for all the states that mandate thermostat returns reporting as well as the U.S. national average for all states (reporting and non-reporting). In 2017, **39% of the locations in ME returned at least one bin** compared to a **national average of 32%**. The highest percentage of locations returning a bin in 2017 amongst states that mandate thermostat returns reporting was Rhode Island (61%).

**FIGURE 3.4: MANDATORY REPORTING STATES' PERCENTAGE OF LOCATIONS RETURNING A BIN IN 2017**

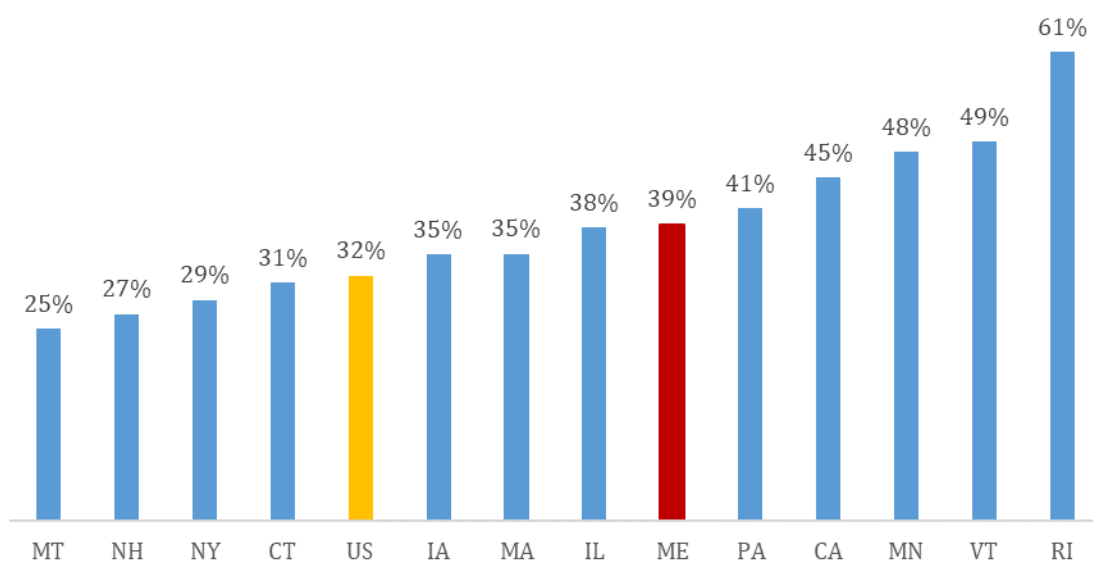


Figure 3.5 compares the state and national rates for several analytics in 2017. These include: the total whole thermostats, bins, and loose switches collected, the number of thermostats collected by total locations and per actively participating locations, the number of thermostats per bin returned on average in 2017, the equivalent average, the number of mercury thermostat equivalents returned in 2017 and finally the percent change in mercury thermostat conversion from 2016 to 2017. The equivalent average is an average of the number of switches in whole thermostats collected in the state, and it is used to calculate the number of thermostats represented by returned loose switches. The thermostat equivalent number includes the totals of whole thermostats returned plus the number of thermostats estimated from loose switches. The states displayed are those that mandate thermostat returns reporting and the U.S. average is for all states that return bins (reporting and non-reporting).

**FIGURE 3.5: COMPARISONS OF MANDATORY REPORTING STATES AND U.S. AVERAGES AMONG SEVERAL CATEGORIES**

State	Whole Thermostats	Bins	Loose Switches	Thermostats returned per total # of locations with bins	Average Thermostats/bin	Average Thermostats collected per location that returned at least one bin in 2017	Equivalent Average	Thermostat Equivalents in 2017	% Change over 2016
CA	17,976	637	2,588	19	28	43	1.8111	19,405	20%
CT	4,246	101	1,798	19	42	62	1.2302	5,708	115%
IA	3,152	61	107	25	52	73	1.1680	3,244	44%
IL	10,671	284	1,069	18	38	47	1.1827	11,575	8%
MA	8,444	166	628	25	51	73	1.2154	8,961	61%
ME	3,956	121	30	16	33	41	1.0660	3,984	-18%
MN	8,471	120	586	55	71	114	1.2265	8,949	-7%
MT	173	7	1	6	25	25	1.0603	174	-64%
NH	2,420	63	113	11	38	42	1.1251	2,520	0%
NY	7,703	204	618	15	38	51	1.4685	8,124	12%
PA	10,674	210	576	29	51	71	1.3738	11,093	10%
RI	3,028	55	86	51	55	84	1.1031	3,106	-19%
VT	2,579	130	24	12	20	23	0.9096	2,605	13%
U.S. Avg.	6,423	166	633	23	42	58	1.4461	6,881	14%

Figure 3.6 further compares this state and national data by showing how each state ranked in each of these categories, from highest to lowest. Maine ranked in the bottom half and below the U.S. average in every category. The states compared are those that mandate thermostat returns reporting and the U.S. average is for all states that return bins (reporting and non-reporting).

**FIGURE 3.6: COMPARISON OF MANDATORY REPORTING STATES AND U.S. AVERAGE AMONG SEVERAL CATEGORIES, RANKINGS**

	Whole Thermostats	Bins	Loose Switches	Thermostats returned per total # of locations with bins	Average Thermostats per bin	Average Thermostats collected per location that returned at least one bin in 2017	Equivalent Average	Thermostat Equivalents in 2017	% Change over 2016
1	CA	CA	CA	MN	MN	MN	CA	CA	CT
2	PA	IL	CT	RI	RI	RI	NY	IL	MA
3	IL	PA	IL	PA	IA	IA	US Avg.	PA	IA
4	MN	NY	US Avg.	IA	MA	MA	PA	MA	CA
5	MA	US Avg.	MA	MA	PA	PA	CT	MN	US Avg.
6	NY	MA	NY	US Avg.	CT	CT	MN	NY	VT
7	US Avg.	VT	MN	CT	US Avg.	US Avg.	MA	US Avg.	NY
8	CT	ME	PA	CA	NH	NY	IL	CT	PA
9	ME	MN	NH	IL	NY	IL	IA	ME	IL
10	IA	CT	IA	ME	IL	CA	NH	IA	NH
11	RI	NH	RI	NY	ME	NH	RI	RI	MN
12	VT	IA	ME	VT	CA	ME	ME	VT	ME
13	NH	RI	VT	NH	MT	MT	MT	NH	RI
14	MT	MT	MT	MT	VT	VT	VT	MT	MT

## 2017 COLLECTIONS BY BRAND

In Maine, Thermostat Recycling Corporation (TRC) recovered the equivalent of 3,984 mercury thermostats from 3,956 whole mercury thermostats plus 30 mercury switches removed from thermostats. A total of 26.6 pounds of mercury was diverted from solid waste. The state statute directed within three years (2010) of the development of phase 2 of the collection program to collect annually 160 pounds of mercury.

\*Please note the explanation of the converted thermostats or thermostat equivalents below.<sup>3</sup> An example of the mercury ampoule is shown in [Figure 4.0].

Figure 4.0



As required by the state statute, a table of thermostat brand holder with the corresponding thermostats, count of switches and pounds of mercury recycled is below. It is important to note that there still remain non-members whose thermostats the TRC collection program recycles. They are listed in the table as “Non-Member Brands”.

<sup>3</sup> A mercury thermostat contains a variable amount of mercury ampoules or “switches” attached to the subbase of the thermostat. These glass ampoules often times are collected in the recycling container without the intact thermostat attached to them. TRC collects and counts these loose ampoules and recycles them. To derive the converted thermostat or thermostat equivalent, the program takes the following calculations to develop the converted thermostat or thermostat equivalent. First, TRC will count the total whole (intact) thermostats collected in the recycling bins. From these units, there is an intact ampoules count. TRC then takes the intact ampoules divided by the whole (intact) thermostats or otherwise known as the conversion ratio. After the conversion ratio is calculated, TRC will multiple the loose mercury switches by the conversion ratio. Lastly, we add this result to the whole (intact) thermostats to produce the converted thermostats or thermostat equivalents.

Brand Holder	Thermostats	Count Switches	Pounds Mercury
Bard Manufacturing Corporation	1	1	0.0062
Burnham Holdings, Inc.	19	19	0.1178
Carrier Corporation	32	46	0.2852
Chromalox	0	0	0
Climate Master, Inc.	0	0	0
Crane Company	0	0	0
Daikin Applied	0	0	0
ecobee	0	0	0
Emerson Electric Corporation/White Rodgers	235	248	1.5376
Empire Comfort Systems	3	3	0.0186
General Electric Corporation	7	26	0.1612
Goodman Global	0	0	0
Honeywell Corporation	3558	3811	23.6282
Hunter Fan Company	1	1	0.0062
ITT Corporation	2	2	0.0124
Lear Siegler (Original Charter Corporation)	1	1	0.0062
Lennox International, Inc.	3	3	0.0186
Lux Products Corporation	12	12	0.0744
Marley-Wylain Company	5	7	0.0434
Nest	0	0	0
Nortek Global HVAC	9	10	0.062
Rheem Manufacturing Company	1	1	0.0062
Schneider Electric Systems USA	7	7	0.0434
Sears Holdings	7	8	0.0496
Taco Comfort Solutions	6	6	0.0372
TPI Corporation	0	0	0
Trane Residential Systems	14	20	0.124
Uponor, Inc.	0	0	0
Vaillant Corporation	0	0	0
W.W. Grainger, Inc.	1	2	0.0124
York/Johnson Controls	2	2	0.0124
<b>-Non-Member Brands-----</b>			
AMERICAN STABILIS	6	6	0.0372
COLUMBIA	1	1	0.0062
HB SMITH	1	1	0.0062
PSG Controls	7	8	0.0496
Seco	1	1	0.0062
TEXACO	2	2	0.0124
<b>--NOM (Manufacturer not identifiable) ----</b>			
Loose Switches	0	30	0.186
NOM	12	12	0.0744
<b>TOTAL</b>	<b>3,956</b>	<b>4,297</b>	<b>26.64</b>

## 2017 ACCOUNTING OF THE PROGRAM EXPENSES

Below is a summary of program expenses for the Maine collection program in 2017. 2017 program expenses are unaudited and are for management purposes only. Prior to submittal of this annual report, the expenses were reviewed by Halt, Buzas & Powell, LTD.

Program Component	2016	2017	Difference (\$'s)
Direct Expense for Marketing & Outreach	7,052	15,285	8,233
Incentive/Promotional Payments	15,061	21,513	6,452
Legal	180	-	(180)
New Collection Containers	-	-	0
Recycling Costs	7,761	14,030	6,269
Travel	3,170	-	(3,170)
TRC Staff and Administration	13,879	3,800	(10,079)
<b>Total (expenses)</b>	<b>47,103</b>	<b>54,627</b>	<b>7,524</b>

**TRC Staff and Administration:** Any costs for a specific state will take the hours worked at the TRC employee level multiplied by each individual's hourly rate.

## 2017 EDUCATION AND OUTREACH

### DIRECT MARKETING (EMAIL, MAIL, OTHER COMMUNICATIONS)

#### Current Collection Locations

##### *Collection Containers - From Big Bins to Small Pails.*

- TRC shipped 13 NEW small pails and 7 NEW large bins.

The large, green bins which have been the staple of the program, continued to be replenished to collection locations throughout the state. Often times these new bin orders coincide with Accounts that open new stores, move or lose their existing containers.

##### *Collection Location Outbound Phone Calls*

- Completed 165 calls to encourage returning the recycling container compared to 29 a year prior. A copy of the sites called can be found in the Appendix section of the annual report.

##### *Collection Location Postcards*

- Mailed 285 reminder postcards to ship the compared to 191 a year prior.
- Emailed 12 collection locations three weeks after receiving the postcard.

##### *Collection Location Site Visits*

- Visited (assisted or independently complimented by the MEDEP) 177 collection locations compared to 244 in 2016. A copy of the sites visited can be found in the Appendix section of the annual report.

#### HVAC Industry

- HARDI wholesale branch location clean-out mailing. Mailed 34 direct letters to wholesale distributors to direct them to clean-out any remaining mercury thermostat inventory.
- Fuel oil technician's postcard mailing. Sent 1,937 postcards to fuel oil technicians.

#### Utility Industry

- Developed a list of utility driven energy efficiency projects geared towards thermostat replacements and rebates/incentives. The list to be worked on in 2018.

- Reviewed Efficiency Maine's "Heating Solutions Distributor Discount Program" for new collection locations.
- Sent an informational email to known utility implementers on the program.
- Directly marketed to 9 community action agencies.

### Household Hazardous Waste (HHW) Industry

- Scoured google alerts for new HHW facilities openings or events to target phone call or email outreach to encourage them to use program.

---

## ADVERTISING

### Print Advertising

#### ACHR News

Field Served: All branches of the air conditioning, heating and refrigeration industry (residential, commercial and industrial) including contractors, dealers, distributors, wholesalers, manufacturers, consulting engineers and architects, public utilities, government agencies and associations, exporters and importers, industrial and commercial buyers and users, libraries, schools, students and others allied to the field.

Circulation: 126

- 2/3rd page Square, BW Ad (6" x 8")
- June 26th issue: High End HVAC
- October 23rd issue

#### Distribution Center Magazine

Field Served: As the official publication of HARDI, Distribution Center is the primary source for editorial commentary, content and resources designed to enhance the success and effectiveness of HVACR wholesale distribution.

Circulation: (New England) 829

- 2/3rd page, BW ad (5.875" x 11.75")
- June issue: The Legislative Issue
- October Issue: HARDI's Annual Conference Pre-Show Issue; cl\

#### BOMA Magazine *[Figure 4.1]*

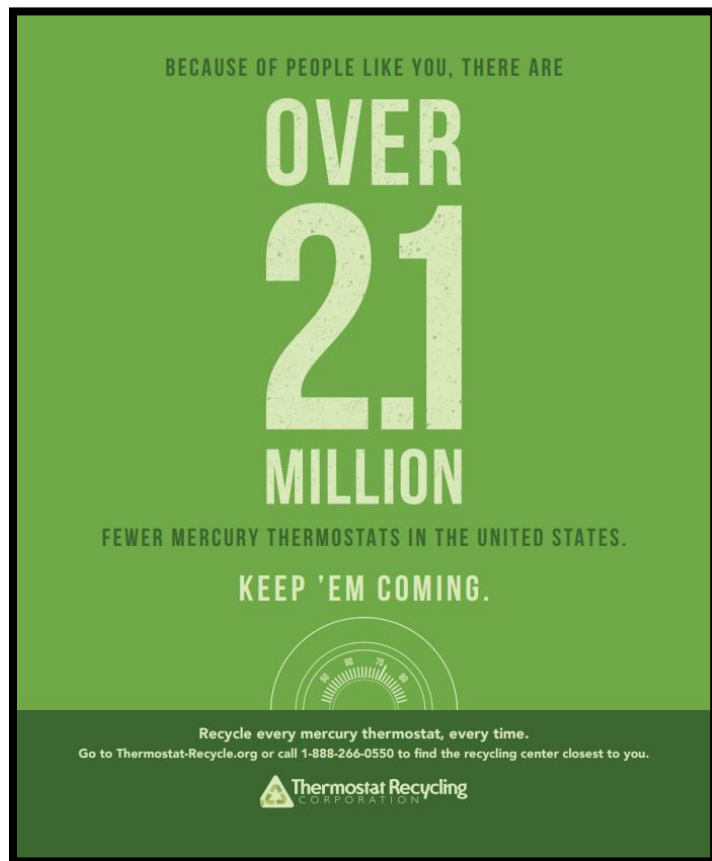
Field Served: Official publication of the Building Owners and Managers Association. BOMA's readers own or manage more than 80% of all prime commercial properties and facilities in North America. The magazine reaches building owners, managers, developers, asset managers, corporate facility managers and government real-estate officials.

Circulation: 9

- May / June Issue (Full page, 4C - 8" x 10")
  - Green Guide Cover Story: Smart Buildings and Sustainability

- Annual Conference Preview
- 2017 BOMA International Conference and Expo Directory and Show Guide
  - Distribution at Nashville Conference
- 2017 TOBY Magazine Issue
  - Special annual publication recognizing the nominees of the TOBY Awards

Figure 4.1



Facilities Management Journal (FMJ)

Field Served: Official publication of the International Facility Management Association.

Circulation: (Northeast) 3,161

- July / August (Full page, 4C - 8.5" x 10.875")
  - Safety, Security and Risk
  - Closes 5/13
- September / October issue
  - People, Process and Place
  - Bonus Distribution at IFMA World Workplace Conference and Expo in Houston

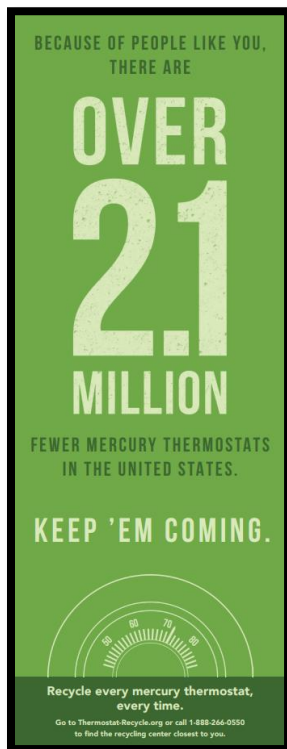
Affordable Housing Finance [Figure 4.2]

Field Served: Services the affordable housing development and real estate finance industries, including owners, developers, builders, property managers, government agencies, community development financial institutions, legal and accounting services and others allied to the field.

Circulation: 45

- June Issue
  - 1/2 Page Vertical, 4C (3.375" x 10")
  - Workforce Housing
  - State Housing Finance Agency Roundtable
  - Bonus distribution at NAA Education Conference & Expo and NCSHA Housing Credit Conference and Marketplace
- November / December
  - Best Practices: Finance, Design and Operations
  - Capital Markets outlook
  - 2017 Review and 2018 Forecast

Figure 4.2



## Digital Advertising

*Green Living Network:* Contains more than 200 websites designed to target users that lead an organic and green lifestyle. The websites in this network cover topics such as vegan and vegetarian recipes, organic foods, recycling tips, arts and crafts, gardening and more.

*Moms and Families Network:* Consists of more than 600 websites with content designed to target active mothers as they browse online. These sites provide a wide variety of topics such as fitness, children's health, women's health, education, child activities, healthy lifestyles, parenting, food and cooking and more.

*Working Man Network:* Has more than 300 sites targeting blue collared workers online. The websites in this network reach this group of manual workers through sites focusing on cars and trucks, country living, sports, career and education resources, manufacturing and construction, local news sites, outdoors and much more.

### *Ad Network Delivery Summary*

- Impressions: 632,902
- Clicks: 469
- Click Through Rate: 0.07% (1.06x the national average)
- Engagement Rate 0.07%

## Google AdWords

- Impressions: 263,327
- Interaction: 728
- Clicks: 728
- Click Through Rate: 0.45%

## Social Media

*Facebook:* Adults 18+, Cleaning and Maintenance, Installation and Repair and Consumer Services categories were targeted.

## 2018 PROGRAM MODIFICATIONS

### Thermostat Recycling Corporation's Maine Planned Activities:

1. Continue the program's operational activities such as outbound phone calls, mailing reminder postcards, and visiting sites. Use collection data trends to target these initiatives.
2. Continue advertising which promotes the program's collection network and definition of new potential collection partners.
3. Target three key industries, Utilities, the waste-related sector, and HVAC.
4. Look for opportunities to switch collection points to small pails.
5. Attend and/or exhibit at the following Maine specific trade shows.

Date	Show	Location
<b>August</b>		
27th-31th	NAHMMA - National	Portland, ME

6. Integrate MEDEP'S EPR report to target universal waste management companies.
7. Commit to education and outreach on the \$5 incentive change in lieu of agreement. (Reference to MEDEP's letter below)
8. Update incentive forms with a space for bin number (completed). Update TRC's tracking software to include a flag for whether the bin received had incentive paperwork in it. (Reference to MEDEP's letter below)

We approve of TRC's concept to increase marketing and advertising to HVAC contractors should redemption values fall below a certain rate by the end of 2017. However, the Department requests that TRC utilize an 80% rate as the trigger for increasing education and outreach efforts. This is the average rate that TRC has achieved with the program since 2008; falling below the average is indicative that additional efforts are warranted.

In addition, we agree that documenting the number of thermostats returned by bin number along with the returned thermostat incentive claim data would be very useful in targeting outreach to combat low redemption rates (should they occur). We recommend that TRC add a bin number field to the incentive claim form with its next print order, and that TRC staff begin recording the data needed to develop the percentage incentives claimed per bin as soon as the revised forms are deployed and used. Given our experience over the past year with the change from coupons to claim forms, we expect it will take some time to train everyone to appropriately fill in the new bin number field (and that TRC will continue to pay the incentive even if the bin number field is not completed). A simpler alternative may be to have the processing facility staff immediately begin recording the number of incentives claimed per bin, recognizing that this data would not have been subject to TRC staff quality assurance processes.



## 2017 MAINE ANNUAL REPORT

Thermostat Recycling Corporation Headquarters  
500 Office Center Drive – Suite 400 | Fort Washington, PA 19034  
1-888-266-0550  
[www.thermostat-recycle.org](http://www.thermostat-recycle.org)

Questions about this annual report?

**Contact:**

Ryan L. Kiscaden, Executive Director  
(P) 267-513-1727  
(E) [ryan.kiscaden@thermostat-recycle.org](mailto:ryan.kiscaden@thermostat-recycle.org)

All state specific annual reports are posted on our website at the following weblink:  
[https://www.thermostat-recycle.org/resources/media\\_center](https://www.thermostat-recycle.org/resources/media_center)

**Recycle every mercury thermostat, every time.**

## APPENDICES

## **HOW MERCURY THERMOSTAT WASTE IS HANDLED**

### **WASTE MERCURY-ADDED THERMOSTAT MANAGEMENT THROUGH VEOLIA ES TECHNICAL SOLUTIONS, LLC.**

Beginning December 19, 2016, bins with waste mercury-switch thermostats were received at a new fulfillment/inventory center in Port Washington, Wisconsin (WIR000130591). The facility is owned and operated by Veolia ES Technical Solutions, L.L.C. (Veolia) under contract with TRC.

All recycling containers, including pails and bins are received at the loading dock and sent to the TRC inventory area. The bin and plastic liner are opened and the contents are identified, sorted, and tallied. The following data is recorded for each bin returned and processed: bin number, business name (location name), city, state, zip code, date returned, number of thermostats and mercury switches by manufacturer and any non-conforming material.

The containers are returned to the location that sent it in with a new prepaid address label within 72 hours of receipt. The thermostats are stored and staged in a plastic lined carton in a storage area for final processing. The containers are dated and processed in order received, first in-first out.

The thermostats and any loose bulb collected from the bins are consolidated into a special 55-gallon drum which is labeled and dated according to regulations. The drum is sealed with a band and is only opened when contents are being added to it. Special negative pressure venting assures any fumes are captured and vented when the drum is opened.

The 55-gallon drum is then shipped to Veolia's mercury recovery facility (WID988566543) for final processing of the mercury ampoules (switches) Veolia Environmental Services meets or exceeds all local, state, federal and EPA regulations for the management of the product.

The containers are returned from the storage area to the mercury recovery processing area to have the mercury bulbs removed from the plastic housing. Universal Waste Regulations require the recycling and disposal of waste within 12 months of acceptance at the processing facility.

Small quantities of thermostats are removed from the container, which is then closed again, a spillage. The bulbs are removed from the thermostats and placed into processing vessel at the work station. Once the processing vessel is full, the vessel is loaded into the mercury recovery retort oven.

If a bulb breaks and the mercury spills, the work area is designed to contain the spillage and the operators are trained in the clean-up and disposal of mercury. The TRC inventory and processing areas are equipped with special mercury vacuum cleaners and the work area is vacuumed at the end of the work day to assure that any spillage is cleaned up and not left to evaporate.

Veolia meets or exceeds all local, state, federal and EPA regulations for the management of the product. The mercury recovery facility and process are permitted by the Wisconsin Department of Natural Resources. Veolia's approvals for mercury recovery/recycling include:

- EPA - identification WID988566543
- Hazardous Waste Storage License #6008
- Hazardous Waste Treatment License (Mercury Recovery Operations) #4585
- Air Operation Permit #246076050-S01
- Storm Water General Permit #WI-S067857-4

In addition to the regulatory permits, both Veolia Port Washington facilities have developed and maintains management systems in accordance with ISO 14001-2004, OHSAS 18001-2007, and Responsible Recycling (R2:2013) Practice. All persons who handle mercury thermostats as part of the TRC operation receive training in the handling of Hazardous Waste and Universal Waste.

The mercury containing ampules are retorted at Veolia's Port Washington Mineral Springs facility. The mercury is removed during the retort process. The post retort debris consists of broken glass ampules. The debris is tested for residual mercury to document the removal of the mercury to levels below the US EPA Land Disposal Restriction (LDR) levels. The debris is then disposal of as a non-hazardous solid waste at Advanced Disposal Glacier Ridge Landfill, LLC in Horicon, Wisconsin.

A site evaluation of the Veolia Processing Center in Port Washington, WI was conducted by TRC staffer, Danielle Myers, in early October 2017. From this audit, a new design flow for processing bins was discovered, as well as more efficient ways to return bins back to participating facilities and contractors. Updates to packaging instructions were also a result, and will include new marketing collateral, incentives, and small pails.

EXTENDED TO NOVEMBER 15, 2017

Form **990**Department of the Treasury  
Internal Revenue Service**Return of Organization Exempt From Income Tax**

Under section 501(c), 527, or 4947(a)(1) of the Internal Revenue Code (except private foundations)

▶ Do not enter social security numbers on this form as it may be made public.

▶ Information about Form 990 and its instructions is at [www.irs.gov/form990](http://www.irs.gov/form990).

OMB No. 1545-0047

**2016**  
Open to Public  
Inspection**A** For the 2016 calendar year, or tax year beginning

and ending

**B** Check if applicable:

- ☐ Address change  
☐ Name change  
☐ Initial return  
☐ Final return/terminated  
☐ Amended return  
☐ Application pending

**C** Name of organization**THERMOSTAT RECYCLING CORPORATION**Doing business as **TRC**

Number and street (or P.O. box if mail is not delivered to street address)

**500 OFFICE CENTER DRIVE**

Room/suite

**400**

City or town, state or province, country, and ZIP or foreign postal code

**FORT WASHINGTON, PA 19034****F** Name and address of principal officer: **RYAN KISCADEN****SAME AS C ABOVE****D** Employer identification number**54-1830284****E** Telephone number**888-266-0550****G** Gross receipts \$**2,920,513.****H(a)** Is this a group returnfor subordinates? ☐ Yes ☒ No**H(b)** Are all subordinates included? ☐ Yes ☐ No


If "No," attach a list. (see instructions)

**H(c)** Group exemption number ▶**I** Tax-exempt status: ☐ 501(c)(3) ☒ 501(c) ( **6** ) ◀ (insert no.) ☐ 4947(a)(1) or ☐ 527**J** Website: **WWW.THERMOSTAT-RECYCLE.ORG****K** Form of organization: ☒ Corporation ☐ Trust ☐ Association ☐ Other ▶**L** Year of formation: **1996** **M** State of legal domicile: **DE****Part I Summary**

Activities & Governance	<b>1</b>	Briefly describe the organization's mission or most significant activities: <b>TO PROMOTE THE SAFE COLLECTION AND PROPER DISPOSAL OF MERCURY-CONTAINING THERMOSTATS.</b>	
	<b>2</b>	Check this box <input type="checkbox"/> If the organization discontinued its operations or disposed of more than 25% of its net assets.	
	<b>3</b>	Number of voting members of the governing body (Part VI, line 1a)	<b>3</b>
	<b>4</b>	Number of independent voting members of the governing body (Part VI, line 1b)	<b>3</b>
	<b>5</b>	Total number of individuals employed in calendar year 2016 (Part V, line 2a)	<b>6</b>
	<b>6</b>	Total number of volunteers (estimate if necessary)	<b>0</b>
		<b>7a</b>	Total unrelated business revenue from Part VIII, column (C), line 12
<b>7b</b>		Net unrelated business taxable income from Form 990-T, line 34	<b>0.</b>
Revenue	<b>8</b>	Contributions and grants (Part VIII, line 1h)	Prior Year <b>0.</b> Current Year <b>0.</b>
	<b>9</b>	Program service revenue (Part VIII, line 2g)	<b>1,622,964.</b> <b>2,920,228.</b>
	<b>10</b>	Investment income (Part VIII, column (A), lines 3, 4, and 7d)	<b>234.</b> <b>285.</b>
	<b>11</b>	Other revenue (Part VIII, column (A), lines 5, 6d, 8c, 9c, 10c, and 11e)	<b>0.</b> <b>0.</b>
	<b>12</b>	Total revenue - add lines 8 through 11 (must equal Part VIII, column (A), line 12)	<b>1,623,198.</b> <b>2,920,513.</b>
Expenses	<b>13</b>	Grants and similar amounts paid (Part IX, column (A), lines 1-3)	<b>0.</b> <b>0.</b>
	<b>14</b>	Benefits paid to or for members (Part IX, column (A), line 4)	<b>0.</b> <b>0.</b>
	<b>15</b>	Salaries, other compensation, employee benefits (Part IX, column (A), lines 5-10)	<b>456,176.</b> <b>334,899.</b>
	<b>16a</b>	Professional fundraising fees (Part IX, column (A), line 11e)	<b>0.</b> <b>0.</b>
	<b>b</b>	Total fundraising expenses (Part IX, column (D), line 25) ▶ <b>0.</b>	
	<b>17</b>	Other expenses (Part IX, column (A), lines 11a-11d, 11f-24e)	<b>932,404.</b> <b>1,943,085.</b>
	<b>18</b>	Total expenses. Add lines 13-17 (must equal Part IX, column (A), line 25)	<b>1,388,580.</b> <b>2,277,984.</b>
Net Assets or Fund Balances	<b>19</b>	Revenue less expenses. Subtract line 18 from line 12	<b>234,618.</b> <b>642,529.</b>
	<b>20</b>	Total assets (Part X, line 16)	Beginning of Current Year <b>642,843.</b> End of Year <b>1,263,712.</b>
	<b>21</b>	Total liabilities (Part X, line 26)	<b>388,046.</b> <b>366,386.</b>
	<b>22</b>	Net assets or fund balances. Subtract line 21 from line 20	<b>254,797.</b> <b>897,326.</b>

**Part II Signature Block**

Under penalties of perjury, I declare that I have examined this return, including accompanying schedules and statements, and to the best of my knowledge and belief, it is true, correct, and complete. Declaration of preparer (other than officer) is based on all information of which preparer has any knowledge.

**Sign Here** ▶ Signature of officer  Date **8/28/17**

▶ **RYAN KISCADEN, EXECUTIVE DIRECTOR**  
Type or print name and title

**Paid** Print/Type preparer's name **JEFFREY A. SMITH, CPA** Preparer's signature \_\_\_\_\_ Date \_\_\_\_\_ Check ☐ PTIN **P00139935**

**Preparer** Firm's name ▶ **BURDETTE SMITH & BISH LLC** Firm's EIN ▶ **45-4037800**

**Use Only** Firm's address ▶ **4035 RIDGE TOP ROAD, SUITE 550 FAIRFAX, VA 22030-7411** Phone no. **703-591-5200**

May the IRS discuss this return with the preparer shown above? (see instructions)

☒ Yes ☐ No

**Part III** Statement of Program Service AccomplishmentsCheck if Schedule O contains a response or note to any line in this Part III ☐

1 Briefly describe the organization's mission:

THE THERMOSTAT RECYCLING CORPORATION (TRC) IS A NON-PROFIT ORGANIZATION THAT FACILITATES AND MANAGES THE COLLECTION AND PROPER DISPOSAL OF MERCURY-CONTAINING THERMOSTATS.

2 Did the organization undertake any significant program services during the year which were not listed on the prior Form 990 or 990-EZ? ☐ Yes ☒ No

If "Yes," describe these new services on Schedule O.

3 Did the organization cease conducting, or make significant changes in how it conducts, any program services? ☐ Yes ☒ No

If "Yes," describe these changes on Schedule O.

4 Describe the organization's program service accomplishments for each of its three largest program services, as measured by expenses. Section 501(c)(3) and 501(c)(4) organizations are required to report the amount of grants and allocations to others, the total expenses, and revenue, if any, for each program service reported.

4a (Code: ) (Expenses \$ 2,095,746. including grants of \$ ) (Revenue \$ 2,920,228. )

TRC FACILITATES THE PROPER MANAGEMENT OF WASTE MERCURY THERMOSTATS BY PROVIDING RECYCLING CONTAINERS FOR THE COLLECTION AND TRANSPORT OF WASTE MERCURY THERMOSTATS TO ELIGIBLE COLLECTION SITES IN ALL U.S. STATES EXCEPT ALASKA AND HAWAII. TRC ALSO CONDUCTS AN EDUCATIONAL CAMPAIGN PROMOTING THE PROPER MANAGEMENT OF WASTE MERCURY THERMOSTATS. SINCE TRC'S FOUNDING, TRC HAS COLLECTED OVER 2,100,000 MERCURY-CONTAINING THERMOSTATS WHICH HAS KEPT 10 TONS OF MERCURY OUT OF THE WASTE SYSTEM.

4b (Code: ) (Expenses \$ including grants of \$ ) (Revenue \$ )

4c (Code: ) (Expenses \$ including grants of \$ ) (Revenue \$ )

4d Other program services (Describe in Schedule O.)

(Expenses \$ including grants of \$ ) (Revenue \$ )

4e Total program service expenses 2,095,746.

**Part IV Checklist of Required Schedules**

	Yes	No
1 Is the organization described in section 501(c)(3) or 4947(a)(1) (other than a private foundation)? If "Yes," complete Schedule A		X
2 Is the organization required to complete Schedule B, Schedule of Contributors?		X
3 Did the organization engage in direct or indirect political campaign activities on behalf of or in opposition to candidates for public office? If "Yes," complete Schedule C, Part I		X
4 <b>Section 501(c)(3) organizations.</b> Did the organization engage in lobbying activities, or have a section 501(h) election in effect during the tax year? If "Yes," complete Schedule C, Part II		
5 Is the organization a section 501(c)(4), 501(c)(5), or 501(c)(6) organization that receives membership dues, assessments, or similar amounts as defined in Revenue Procedure 98-19? If "Yes," complete Schedule C, Part III	X	
6 Did the organization maintain any donor advised funds or any similar funds or accounts for which donors have the right to provide advice on the distribution or investment of amounts in such funds or accounts? If "Yes," complete Schedule D, Part I		X
7 Did the organization receive or hold a conservation easement, including easements to preserve open space, the environment, historic land areas, or historic structures? If "Yes," complete Schedule D, Part II		X
8 Did the organization maintain collections of works of art, historical treasures, or other similar assets? If "Yes," complete Schedule D, Part III		X
9 Did the organization report an amount in Part X, line 21, for escrow or custodial account liability, serve as a custodian for amounts not listed in Part X; or provide credit counseling, debt management, credit repair, or debt negotiation services? If "Yes," complete Schedule D, Part IV		X
10 Did the organization, directly or through a related organization, hold assets in temporarily restricted endowments, permanent endowments, or quasi-endowments? If "Yes," complete Schedule D, Part V		X
11 If the organization's answer to any of the following questions is "Yes," then complete Schedule D, Parts VI, VII, VIII, IX, or X as applicable.		
a Did the organization report an amount for land, buildings, and equipment in Part X, line 10? If "Yes," complete Schedule D, Part VI	X	
b Did the organization report an amount for investments - other securities in Part X, line 12 that is 5% or more of its total assets reported in Part X, line 16? If "Yes," complete Schedule D, Part VII		X
c Did the organization report an amount for investments - program related in Part X, line 13 that is 5% or more of its total assets reported in Part X, line 16? If "Yes," complete Schedule D, Part VIII		X
d Did the organization report an amount for other assets in Part X, line 15 that is 5% or more of its total assets reported in Part X, line 16? If "Yes," complete Schedule D, Part IX		X
e Did the organization report an amount for other liabilities in Part X, line 25? If "Yes," complete Schedule D, Part X		X
f Did the organization's separate or consolidated financial statements for the tax year include a footnote that addresses the organization's liability for uncertain tax positions under FIN 48 (ASC 740)? If "Yes," complete Schedule D, Part X	X	
12a Did the organization obtain separate, independent audited financial statements for the tax year? If "Yes," complete Schedule D, Parts XI and XII	X	
b Was the organization included in consolidated, independent audited financial statements for the tax year? If "Yes," and if the organization answered "No" to line 12a, then completing Schedule D, Parts XI and XII is optional		X
13 Is the organization a school described in section 170(b)(1)(A)(ii)? If "Yes," complete Schedule E		X
14a Did the organization maintain an office, employees, or agents outside of the United States?		X
b Did the organization have aggregate revenues or expenses of more than \$10,000 from grantmaking, fundraising, business, investment, and program service activities outside the United States, or aggregate foreign investments valued at \$100,000 or more? If "Yes," complete Schedule F, Parts I and IV		X
15 Did the organization report on Part IX, column (A), line 3, more than \$5,000 of grants or other assistance to or for any foreign organization? If "Yes," complete Schedule F, Parts II and IV		X
16 Did the organization report on Part IX, column (A), line 3, more than \$5,000 of aggregate grants or other assistance to or for foreign individuals? If "Yes," complete Schedule F, Parts III and IV		X
17 Did the organization report a total of more than \$15,000 of expenses for professional fundraising services on Part IX, column (A), lines 6 and 11e? If "Yes," complete Schedule G, Part I		X
18 Did the organization report more than \$15,000 total of fundraising event gross income and contributions on Part VIII, lines 1c and 8a? If "Yes," complete Schedule G, Part II		X
19 Did the organization report more than \$15,000 of gross income from gaming activities on Part VIII, line 9a? If "Yes," complete Schedule G, Part III		X

Form 990 (2016)

**Part IV Checklist of Required Schedules** (continued)

	Yes	No
<b>20a</b> Did the organization operate one or more hospital facilities? <i>If "Yes," complete Schedule H</i>		X
<b>b</b> If "Yes" to line 20a, did the organization attach a copy of its audited financial statements to this return?		
<b>21</b> Did the organization report more than \$5,000 of grants or other assistance to any domestic organization or domestic government on Part IX, column (A), line 1? <i>If "Yes," complete Schedule I, Parts I and II</i>		X
<b>22</b> Did the organization report more than \$5,000 of grants or other assistance to or for domestic individuals on Part IX, column (A), line 2? <i>If "Yes," complete Schedule I, Parts I and III</i>		X
<b>23</b> Did the organization answer "Yes" to Part VII, Section A, line 3, 4, or 5 about compensation of the organization's current and former officers, directors, trustees, key employees, and highest compensated employees? <i>If "Yes," complete Schedule J</i>		X
<b>24a</b> Did the organization have a tax-exempt bond issue with an outstanding principal amount of more than \$100,000 as of the last day of the year, that was issued after December 31, 2002? <i>If "Yes," answer lines 24b through 24d and complete Schedule K. If "No," go to line 25a</i>		X
<b>b</b> Did the organization invest any proceeds of tax-exempt bonds beyond a temporary period exception?		
<b>c</b> Did the organization maintain an escrow account other than a refunding escrow at any time during the year to defease any tax-exempt bonds?		
<b>d</b> Did the organization act as an "on behalf of" issuer for bonds outstanding at any time during the year?		
<b>25a</b> <b>Section 501(c)(3), 501(c)(4), and 501(c)(29) organizations.</b> Did the organization engage in an excess benefit transaction with a disqualified person during the year? <i>If "Yes," complete Schedule L, Part I</i>		
<b>b</b> Is the organization aware that it engaged in an excess benefit transaction with a disqualified person in a prior year, and that the transaction has not been reported on any of the organization's prior Forms 990 or 990-EZ? <i>If "Yes," complete Schedule L, Part I</i>		
<b>26</b> Did the organization report any amount on Part X, line 5, 6, or 22 for receivables from or payables to any current or former officers, directors, trustees, key employees, highest compensated employees, or disqualified persons? <i>If "Yes," complete Schedule L, Part II</i>		X
<b>27</b> Did the organization provide a grant or other assistance to an officer, director, trustee, key employee, substantial contributor or employee thereof, a grant selection committee member, or to a 35% controlled entity or family member of any of these persons? <i>If "Yes," complete Schedule L, Part III</i>		X
<b>28</b> Was the organization a party to a business transaction with one of the following parties (see Schedule L, Part IV instructions for applicable filing thresholds, conditions, and exceptions):		
<b>a</b> A current or former officer, director, trustee, or key employee? <i>If "Yes," complete Schedule L, Part IV</i>		X
<b>b</b> A family member of a current or former officer, director, trustee, or key employee? <i>If "Yes," complete Schedule L, Part IV</i>		X
<b>c</b> An entity of which a current or former officer, director, trustee, or key employee (or a family member thereof) was an officer, director, trustee, or direct or indirect owner? <i>If "Yes," complete Schedule L, Part IV</i>		X
<b>29</b> Did the organization receive more than \$25,000 in non-cash contributions? <i>If "Yes," complete Schedule M</i>		X
<b>30</b> Did the organization receive contributions of art, historical treasures, or other similar assets, or qualified conservation contributions? <i>If "Yes," complete Schedule M</i>		X
<b>31</b> Did the organization liquidate, terminate, or dissolve and cease operations? <i>If "Yes," complete Schedule N, Part I</i>		X
<b>32</b> Did the organization sell, exchange, dispose of, or transfer more than 25% of its net assets? <i>If "Yes," complete Schedule N, Part II</i>		X
<b>33</b> Did the organization own 100% of an entity disregarded as separate from the organization under Regulations sections 301.7701-2 and 301.7701-3? <i>If "Yes," complete Schedule R, Part I</i>		X
<b>34</b> Was the organization related to any tax-exempt or taxable entity? <i>If "Yes," complete Schedule R, Part II, III, or IV, and Part V, line 1</i>		X
<b>35a</b> Did the organization have a controlled entity within the meaning of section 512(b)(13)?		X
<b>b</b> If "Yes" to line 35a, did the organization receive any payment from or engage in any transaction with a controlled entity within the meaning of section 512(b)(13)? <i>If "Yes," complete Schedule R, Part V, line 2</i>		
<b>36</b> <b>Section 501(c)(3) organizations.</b> Did the organization make any transfers to an exempt non-charitable related organization? <i>If "Yes," complete Schedule R, Part V, line 2</i>		
<b>37</b> Did the organization conduct more than 5% of its activities through an entity that is not a related organization and that is treated as a partnership for federal income tax purposes? <i>If "Yes," complete Schedule R, Part VI</i>		X
<b>38</b> Did the organization complete Schedule O and provide explanations in Schedule O for Part VI, lines 11b and 19?	X	

**Note.** All Form 990 filers are required to complete Schedule O

**Part V** Statements Regarding Other IRS Filings and Tax ComplianceCheck if Schedule O contains a response or note to any line in this Part V ☐

		Yes	No
1a	Enter the number reported in Box 3 of Form 1096. Enter -0- if not applicable	5	
1b	Enter the number of Forms W-2G included in line 1a. Enter -0- if not applicable	0	
c	Did the organization comply with backup withholding rules for reportable payments to vendors and reportable gaming (gambling) winnings to prize winners?	X	
2a	Enter the number of employees reported on Form W-3, Transmittal of Wage and Tax Statements, filed for the calendar year ending with or within the year covered by this return	6	
b	If at least one is reported on line 2a, did the organization file all required federal employment tax returns? <b>Note.</b> If the sum of lines 1a and 2a is greater than 250, you may be required to e-file (see instructions)	X	
3a	Did the organization have unrelated business gross income of \$1,000 or more during the year?		X
b	If "Yes," has it filed a Form 990-T for this year? If "No," to line 3b, provide an explanation in Schedule O		
4a	At any time during the calendar year, did the organization have an interest in, or a signature or other authority over, a financial account in a foreign country (such as a bank account, securities account, or other financial account)?		X
b	If "Yes," enter the name of the foreign country: See instructions for filing requirements for FinCEN Form 114, Report of Foreign Bank and Financial Accounts (FBAR).		
5a	Was the organization a party to a prohibited tax shelter transaction at any time during the tax year?		X
b	Did any taxable party notify the organization that it was or is a party to a prohibited tax shelter transaction?		X
c	If "Yes," to line 5a or 5b, did the organization file Form 8886-T?		
6a	Does the organization have annual gross receipts that are normally greater than \$100,000, and did the organization solicit any contributions that were not tax deductible as charitable contributions?		X
b	If "Yes," did the organization include with every solicitation an express statement that such contributions or gifts were not tax deductible?		
7	<b>Organizations that may receive deductible contributions under section 170(c).</b>		
a	Did the organization receive a payment in excess of \$75 made partly as a contribution and partly for goods and services provided to the payor?		
b	If "Yes," did the organization notify the donor of the value of the goods or services provided?		
c	Did the organization sell, exchange, or otherwise dispose of tangible personal property for which it was required to file Form 8282?		
d	If "Yes," indicate the number of Forms 8282 filed during the year	7d	
e	Did the organization receive any funds, directly or indirectly, to pay premiums on a personal benefit contract?		X
f	Did the organization, during the year, pay premiums, directly or indirectly, on a personal benefit contract?		X
g	If the organization received a contribution of qualified intellectual property, did the organization file Form 8899 as required?		
h	If the organization received a contribution of cars, boats, airplanes, or other vehicles, did the organization file a Form 1098-C?		
8	<b>Sponsoring organizations maintaining donor advised funds.</b> Did a donor advised fund maintained by the sponsoring organization have excess business holdings at any time during the year?		
9	<b>Sponsoring organizations maintaining donor advised funds.</b>		
a	Did the sponsoring organization make any taxable distributions under section 4966?		
b	Did the sponsoring organization make a distribution to a donor, donor advisor, or related person?		
10	<b>Section 501(c)(7) organizations.</b> Enter:		
a	Initiation fees and capital contributions included on Part VIII, line 12	10a	
b	Gross receipts, included on Form 990, Part VIII, line 12, for public use of club facilities	10b	
11	<b>Section 501(c)(12) organizations.</b> Enter:		
a	Gross income from members or shareholders	11a	
b	Gross income from other sources (Do not net amounts due or paid to other sources against amounts due or received from them.)	11b	
12a	<b>Section 4947(a)(1) non-exempt charitable trusts.</b> Is the organization filing Form 990 in lieu of Form 1041?	12a	
b	If "Yes," enter the amount of tax-exempt interest received or accrued during the year	12b	
13	<b>Section 501(c)(29) qualified nonprofit health insurance issuers.</b>		
a	Is the organization licensed to issue qualified health plans in more than one state? <b>Note.</b> See the instructions for additional information the organization must report on Schedule O.	13a	
b	Enter the amount of reserves the organization is required to maintain by the states in which the organization is licensed to issue qualified health plans	13b	
c	Enter the amount of reserves on hand	13c	
14a	Did the organization receive any payments for indoor tanning services during the tax year?	14a	X
b	If "Yes," has it filed a Form 720 to report these payments? If "No," provide an explanation in Schedule O	14b	

Form 990 (2016)

**Part VI Governance, Management, and Disclosure** For each "Yes" response to lines 2 through 7b below, and for a "No" response to line 8a, 8b, or 10b below, describe the circumstances, processes, or changes in Schedule O. See instructions.

Check if Schedule O contains a response or note to any line in this Part VI ☒ **X**

**Section A. Governing Body and Management**

	Yes	No
<b>1a</b> Enter the number of voting members of the governing body at the end of the tax year ..... <b>1a</b> 3		
If there are material differences in voting rights among members of the governing body, or if the governing body delegated broad authority to an executive committee or similar committee, explain in Schedule O. <b>1b</b> 3		
<b>2</b> Did any officer, director, trustee, or key employee have a family relationship or a business relationship with any other officer, director, trustee, or key employee? ..... <b>2</b>		<b>X</b>
<b>3</b> Did the organization delegate control over management duties customarily performed by or under the direct supervision of officers, directors, or trustees, or key employees to a management company or other person? ..... <b>3</b>		<b>X</b>
<b>4</b> Did the organization make any significant changes to its governing documents since the prior Form 990 was filed? ..... <b>4</b>		<b>X</b>
<b>5</b> Did the organization become aware during the year of a significant diversion of the organization's assets? ..... <b>5</b>		<b>X</b>
<b>6</b> Did the organization have members or stockholders? ..... <b>6</b>	<b>X</b>	
<b>7a</b> Did the organization have members, stockholders, or other persons who had the power to elect or appoint one or more members of the governing body? ..... <b>7a</b>	<b>X</b>	
<b>b</b> Are any governance decisions of the organization reserved to (or subject to approval by) members, stockholders, or persons other than the governing body? ..... <b>7b</b>		<b>X</b>
<b>8</b> Did the organization contemporaneously document the meetings held or written actions undertaken during the year by the following:		
<b>a</b> The governing body? ..... <b>8a</b>	<b>X</b>	
<b>b</b> Each committee with authority to act on behalf of the governing body? ..... <b>8b</b>	<b>X</b>	
<b>9</b> Is there any officer, director, trustee, or key employee listed in Part VII, Section A, who cannot be reached at the organization's mailing address? If "Yes," provide the names and addresses in Schedule O ..... <b>9</b>		<b>X</b>

**Section B. Policies** (This Section B requests information about policies not required by the Internal Revenue Code.)

	Yes	No
<b>10a</b> Did the organization have local chapters, branches, or affiliates? ..... <b>10a</b>		<b>X</b>
<b>b</b> If "Yes," did the organization have written policies and procedures governing the activities of such chapters, affiliates, and branches to ensure their operations are consistent with the organization's exempt purposes? ..... <b>10b</b>		
<b>11a</b> Has the organization provided a complete copy of this Form 990 to all members of its governing body before filing the form? ..... <b>11a</b>	<b>X</b>	
<b>b</b> Describe in Schedule O the process, if any, used by the organization to review this Form 990. .... <b>11b</b>		
<b>12a</b> Did the organization have a written conflict of interest policy? If "No," go to line 13 ..... <b>12a</b>	<b>X</b>	
<b>b</b> Were officers, directors, or trustees, and key employees required to disclose annually interests that could give rise to conflicts? ..... <b>12b</b>		<b>X</b>
<b>c</b> Did the organization regularly and consistently monitor and enforce compliance with the policy? If "Yes," describe in Schedule O how this was done ..... <b>12c</b>		<b>X</b>
<b>13</b> Did the organization have a written whistleblower policy? ..... <b>13</b>	<b>X</b>	
<b>14</b> Did the organization have a written document retention and destruction policy? ..... <b>14</b>	<b>X</b>	
<b>15</b> Did the process for determining compensation of the following persons include a review and approval by independent persons, comparability data, and contemporaneous substantiation of the deliberation and decision?		
<b>a</b> The organization's CEO, Executive Director, or top management official ..... <b>15a</b>	<b>X</b>	
<b>b</b> Other officers or key employees of the organization ..... <b>15b</b>	<b>X</b>	
If "Yes" to line 15a or 15b, describe the process in Schedule O (see instructions). ....		
<b>16a</b> Did the organization invest in, contribute assets to, or participate in a joint venture or similar arrangement with a taxable entity during the year? ..... <b>16a</b>		<b>X</b>
<b>b</b> If "Yes," did the organization follow a written policy or procedure requiring the organization to evaluate its participation in joint venture arrangements under applicable federal tax law, and take steps to safeguard the organization's exempt status with respect to such arrangements? ..... <b>16b</b>		

**Section C. Disclosure**

**17** List the states with which a copy of this Form 990 is required to be filed **CA, MT, IL**

**18** Section 6104 requires an organization to make its Forms 1023 (or 1024 if applicable), 990, and 990-T (Section 501(c)(3)s only) available for public inspection. Indicate how you made these available. Check all that apply.  
☐ Own website ☐ Another's website ☒ Upon request ☐ Other (explain in Schedule O)

**19** Describe in Schedule O whether (and if so, how) the organization made its governing documents, conflict of interest policy, and financial statements available to the public during the tax year.

**20** State the name, address, and telephone number of the person who possesses the organization's books and records: **RYAN KISCADEN - 888-266-0550**  
**500 OFFICE CENTER DRIVE, STE 400, FORT WASHINGTON, PA 19034**





**Part VIII Statement of Revenue**Check if Schedule O contains a response or note to any line in this Part VIII ☐

			(A) Total revenue	(B) Related or exempt function revenue	(C) Unrelated business revenue	(D) Revenue excluded from tax under sections 512-514
<b>Contributions, Gifts, Grants and Other Similar Amounts</b>	1 a Federated campaigns	1a				
	b Membership dues	1b				
	c Fundraising events	1c				
	d Related organizations	1d				
	e Government grants (contributions)	1e				
	f All other contributions, gifts, grants, and similar amounts not included above	1f				
	g Noncash contributions included in lines 1a-1f: \$					
	h <b>Total.</b> Add lines 1a-1f					
<b>Program Service Revenue</b>	2 a <b>MEMBERSHIP DUES</b>	Business Code 900099	2,889,641.	2,889,641.		
	b <b>SITE PARTICIPATION FEE</b>	900099	30,587.	30,587.		
	c					
	d					
	e					
	f All other program service revenue					
	g <b>Total.</b> Add lines 2a-2f		2,920,228.			
	<b>Other Revenue</b>	3 Investment income (including dividends, interest, and other similar amounts)		285.		
4 Income from investment of tax-exempt bond proceeds						
5 Royalties						
6 a Gross rents		(i) Real (ii) Personal				
b Less: rental expenses						
c Rental income or (loss)						
d Net rental income or (loss)						
7 a Gross amount from sales of assets other than inventory		(i) Securities (ii) Other				
b Less: cost or other basis and sales expenses						
c Gain or (loss)						
d Net gain or (loss)						
8 a Gross income from fundraising events (not including \$ of contributions reported on line 1c). See Part IV, line 18		a				
b Less: direct expenses		b				
c Net income or (loss) from fundraising events						
9 a Gross income from gaming activities. See Part IV, line 19		a				
b Less: direct expenses		b				
c Net income or (loss) from gaming activities						
10 a Gross sales of inventory, less returns and allowances		a				
b Less: cost of goods sold	b					
c Net income or (loss) from sales of inventory						
<b>Miscellaneous Revenue</b>		<b>Business Code</b>				
11 a						
b						
c						
d All other revenue						
e <b>Total.</b> Add lines 11a-11d						
12 <b>Total revenue.</b> See instructions.		2,920,513.	2,920,228.	0.	285.	

**Part IX Statement of Functional Expenses**

Section 501(c)(3) and 501(c)(4) organizations must complete all columns. All other organizations must complete column (A).

Check if Schedule O contains a response or note to any line in this Part IX ☐

Do not include amounts reported on lines 6b, 7b, 8b, 9b, and 10b of Part VIII.	(A) Total expenses	(B) Program service expenses	(C) Management and general expenses	(D) Fundraising expenses
1 Grants and other assistance to domestic organizations and domestic governments. See Part IV, line 21				
2 Grants and other assistance to domestic individuals. See Part IV, line 22				
3 Grants and other assistance to foreign organizations, foreign governments, and foreign individuals. See Part IV, lines 15 and 16				
4 Benefits paid to or for members				
5 Compensation of current officers, directors, trustees, and key employees	114,324.			
6 Compensation not included above, to disqualified persons (as defined under section 4958(f)(1)) and persons described in section 4958(c)(3)(B)				
7 Other salaries and wages	175,206.			
8 Pension plan accruals and contributions (include section 401(k) and 403(b) employer contributions)				
9 Other employee benefits	21,197.			
10 Payroll taxes	24,172.			
11 Fees for services (non-employees):				
a Management				
b Legal	30,952.			
c Accounting	24,500.			
d Lobbying				
e Professional fundraising services. See Part IV, line 17				
f Investment management fees				
g Other. (If line 11g amount exceeds 10% of line 25, column (A) amount, list line 11g expenses on Sch O.)	187,854.			
12 Advertising and promotion	1,052,314.			
13 Office expenses	11,341.			
14 Information technology	27,871.			
15 Royalties				
16 Occupancy	69,578.			
17 Travel	80,370.			
18 Payments of travel or entertainment expenses for any federal, state, or local public officials				
19 Conferences, conventions, and meetings				
20 Interest				
21 Payments to affiliates				
22 Depreciation, depletion, and amortization	2,248.			
23 Insurance	22,127.			
24 Other expenses. Itemize expenses not covered above. (List miscellaneous expenses in line 24e. If line 24e amount exceeds 10% of line 25, column (A) amount, list line 24e expenses on Schedule O.)				
a RECYCLING SERVICES	308,900.			
b SPONSORSHIPS AND MEMBER	53,508.			
c COMMUNICATIONS	44,650.			
d RECYCLING BINS	13,473.			
e All other expenses	13,399.			
25 Total functional expenses. Add lines 1 through 24e	2,277,984.			
26 Joint costs. Complete this line only if the organization reported in column (B) joint costs from a combined educational campaign and fundraising solicitation.				

Check here ☐ if following SOP 98-2 (ASC 958-720)

**Part X Balance Sheet**Check if Schedule O contains a response or note to any line in this Part X ☐

		(A) Beginning of year		(B) End of year
<b>Assets</b>	1 Cash - non-interest-bearing	386,575.	1	236,507.
	2 Savings and temporary cash investments	171,417.	2	371,572.
	3 Pledges and grants receivable, net		3	
	4 Accounts receivable, net	225.	4	463,122.
	5 Loans and other receivables from current and former officers, directors, trustees, key employees, and highest compensated employees. Complete Part II of Schedule L		5	
	6 Loans and other receivables from other disqualified persons (as defined under section 4958(f)(1)), persons described in section 4958(c)(3)(B), and contributing employers and sponsoring organizations of section 501(c)(9) voluntary employees' beneficiary organizations (see instr). Complete Part II of Sch L		6	
	7 Notes and loans receivable, net		7	
	8 Inventories for sale or use		8	
	9 Prepaid expenses and deferred charges	65,104.	9	165,085.
	10a Land, buildings, and equipment: cost or other basis. Complete Part VI of Schedule D	10a 10,068.		
	b Less: accumulated depreciation	10b 6,816.	10c 5,702.	3,252.
	11 Investments - publicly traded securities		11	
	12 Investments - other securities. See Part IV, line 11		12	
	13 Investments - program-related. See Part IV, line 11		13	
	14 Intangible assets		14	2,986.
	15 Other assets. See Part IV, line 11	13,820.	15	21,188.
16 <b>Total assets.</b> Add lines 1 through 15 (must equal line 34)	642,843.	16	1,263,712.	
<b>Liabilities</b>	17 Accounts payable and accrued expenses	388,046.	17	366,386.
	18 Grants payable		18	
	19 Deferred revenue		19	
	20 Tax-exempt bond liabilities		20	
	21 Escrow or custodial account liability. Complete Part IV of Schedule D		21	
	22 Loans and other payables to current and former officers, directors, trustees, key employees, highest compensated employees, and disqualified persons. Complete Part II of Schedule L		22	
	23 Secured mortgages and notes payable to unrelated third parties		23	
	24 Unsecured notes and loans payable to unrelated third parties		24	
	25 Other liabilities (including federal income tax, payables to related third parties, and other liabilities not included on lines 17-24). Complete Part X of Schedule D		25	
	26 <b>Total liabilities.</b> Add lines 17 through 25	388,046.	26	366,386.
<b>Net Assets or Fund Balances</b>	Organizations that follow SFAS 117 (ASC 958), check here <input checked="" type="checkbox"/> and complete lines 27 through 29, and lines 33 and 34.			
	27 Unrestricted net assets	254,797.	27	897,326.
	28 Temporarily restricted net assets		28	
	29 Permanently restricted net assets		29	
	Organizations that do not follow SFAS 117 (ASC 958), check here <input type="checkbox"/> and complete lines 30 through 34.			
	30 Capital stock or trust principal, or current funds		30	
	31 Paid-in or capital surplus, or land, building, or equipment fund		31	
	32 Retained earnings, endowment, accumulated income, or other funds		32	
	33 Total net assets or fund balances	254,797.	33	897,326.
34 <b>Total liabilities and net assets/fund balances</b>	642,843.	34	1,263,712.	

**Part XI Reconciliation of Net Assets**Check if Schedule O contains a response or note to any line in this Part XI ☐

1	Total revenue (must equal Part VIII, column (A), line 12)	1	2,920,513.
2	Total expenses (must equal Part IX, column (A), line 25)	2	2,277,984.
3	Revenue less expenses. Subtract line 2 from line 1	3	642,529.
4	Net assets or fund balances at beginning of year (must equal Part X, line 33, column (A))	4	254,797.
5	Net unrealized gains (losses) on investments	5	
6	Donated services and use of facilities	6	
7	Investment expenses	7	
8	Prior period adjustments	8	
9	Other changes in net assets or fund balances (explain in Schedule O)	9	0.
10	Net assets or fund balances at end of year. Combine lines 3 through 9 (must equal Part X, line 33, column (B))	10	897,326.

**Part XII Financial Statements and Reporting**Check if Schedule O contains a response or note to any line in this Part XII ☒

	Yes	No
1 Accounting method used to prepare the Form 990: <input type="checkbox"/> Cash <input checked="" type="checkbox"/> Accrual <input type="checkbox"/> Other _____ If the organization changed its method of accounting from a prior year or checked "Other," explain in Schedule O.		
2a Were the organization's financial statements compiled or reviewed by an independent accountant? _____ If "Yes," check a box below to indicate whether the financial statements for the year were compiled or reviewed on a separate basis, consolidated basis, or both: <input type="checkbox"/> Separate basis <input type="checkbox"/> Consolidated basis <input type="checkbox"/> Both consolidated and separate basis	2a	X
b Were the organization's financial statements audited by an independent accountant? _____ If "Yes," check a box below to indicate whether the financial statements for the year were audited on a separate basis, consolidated basis, or both: <input checked="" type="checkbox"/> Separate basis <input type="checkbox"/> Consolidated basis <input type="checkbox"/> Both consolidated and separate basis	2b	X
c If "Yes" to line 2a or 2b, does the organization have a committee that assumes responsibility for oversight of the audit, review, or compilation of its financial statements and selection of an independent accountant? _____ If the organization changed either its oversight process or selection process during the tax year, explain in Schedule O.	2c	X
3a As a result of a federal award, was the organization required to undergo an audit or audits as set forth in the Single Audit Act and OMB Circular A-133? _____	3a	X
b If "Yes," did the organization undergo the required audit or audits? If the organization did not undergo the required audit or audits, explain why in Schedule O and describe any steps taken to undergo such audits _____	3b	

Form 990 (2016)

**SCHEDULE C**  
**(Form 990 or 990-EZ)**

Department of the Treasury  
Internal Revenue Service

**Political Campaign and Lobbying Activities**

For Organizations Exempt From Income Tax Under section 501(c) and section 527  
▶ **Complete if the organization is described below.** ▶ **Attach to Form 990 or Form 990-EZ.**  
▶ **Information about Schedule C (Form 990 or 990-EZ) and its instructions is at [www.irs.gov/form990](http://www.irs.gov/form990).**

OMB No. 1545-0047

**2016**

**Open to Public  
Inspection**

**If the organization answered "Yes," on Form 990, Part IV, line 3, or Form 990-EZ, Part V, line 46 (Political Campaign Activities), then**

- Section 501(c)(3) organizations: Complete Parts I-A and B. Do not complete Part I-C.
- Section 501(c) (other than section 501(c)(3)) organizations: Complete Parts I-A and C below. Do not complete Part I-B.
- Section 527 organizations: Complete Part I-A only.

**If the organization answered "Yes," on Form 990, Part IV, line 4, or Form 990-EZ, Part VI, line 47 (Lobbying Activities), then**

- Section 501(c)(3) organizations that have filed Form 5768 (election under section 501(h)): Complete Part II-A. Do not complete Part II-B.
- Section 501(c)(3) organizations that have NOT filed Form 5768 (election under section 501(h)): Complete Part II-B. Do not complete Part II-A.

**If the organization answered "Yes," on Form 990, Part IV, line 5 (Proxy Tax) (see separate instructions) or Form 990-EZ, Part V, line 35c (Proxy Tax) (see separate instructions), then**

- Section 501(c)(4), (5), or (6) organizations: Complete Part III.

Name of organization

**THERMOSTAT RECYCLING CORPORATION**

Employer identification number

**54-1830284**

**Part I-A Complete if the organization is exempt under section 501(c) or is a section 527 organization.**

- 1 Provide a description of the organization's direct and indirect political campaign activities in Part IV.
- 2 Political campaign activity expenditures ..... ▶ \$
- 3 Volunteer hours for political campaign activities .....

**Part I-B Complete if the organization is exempt under section 501(c)(3).**

- 1 Enter the amount of any excise tax incurred by the organization under section 4955 ..... ▶ \$
- 2 Enter the amount of any excise tax incurred by organization managers under section 4955 ..... ▶ \$
- 3 If the organization incurred a section 4955 tax, did it file Form 4720 for this year? ..... ☐ Yes ☐ No
- 4a Was a correction made? ..... ☐ Yes ☐ No
- b If "Yes," describe in Part IV.

**Part I-C Complete if the organization is exempt under section 501(c), except section 501(c)(3).**

- 1 Enter the amount directly expended by the filing organization for section 527 exempt function activities ..... ▶ \$
- 2 Enter the amount of the filing organization's funds contributed to other organizations for section 527 exempt function activities ..... ▶ \$
- 3 Total exempt function expenditures. Add lines 1 and 2. Enter here and on Form 1120-POL, line 17b ..... ▶ \$
- 4 Did the filing organization file **Form 1120-POL** for this year? ..... ☐ Yes ☐ No
- 5 Enter the names, addresses and employer identification number (EIN) of all section 527 political organizations to which the filing organization made payments. For each organization listed, enter the amount paid from the filing organization's funds. Also enter the amount of political contributions received that were promptly and directly delivered to a separate political organization, such as a separate segregated fund or a political action committee (PAC). If additional space is needed, provide information in Part IV.

(a) Name	(b) Address	(c) EIN	(d) Amount paid from filing organization's funds. If none, enter -0-	(e) Amount of political contributions received and promptly and directly delivered to a separate political organization. If none, enter -0-

For Paperwork Reduction Act Notice, see the Instructions for Form 990 or 990-EZ.

Schedule C (Form 990 or 990-EZ) 2016

LHA

**Part II-A** Complete if the organization is exempt under section 501(c)(3) and filed Form 5768 (election under section 501(h)).

- A Check ☐ if the filing organization belongs to an affiliated group (and list in Part IV each affiliated group member's name, address, EIN, expenses, and share of excess lobbying expenditures).
- B Check ☐ if the filing organization checked box A and "limited control" provisions apply.

**Limits on Lobbying Expenditures**  
 (The term "expenditures" means amounts paid or incurred.)

	(a) Filing organization's totals	(b) Affiliated group totals												
1a Total lobbying expenditures to influence public opinion (grass roots lobbying)														
b Total lobbying expenditures to influence a legislative body (direct lobbying)														
c Total lobbying expenditures (add lines 1a and 1b)														
d Other exempt purpose expenditures														
e Total exempt purpose expenditures (add lines 1c and 1d)														
f Lobbying nontaxable amount. Enter the amount from the following table in both columns.														
<table border="1"> <thead> <tr> <th>If the amount on line 1e, column (a) or (b) is:</th> <th>The lobbying nontaxable amount is:</th> </tr> </thead> <tbody> <tr> <td>Not over \$500,000</td> <td>20% of the amount on line 1e.</td> </tr> <tr> <td>Over \$500,000 but not over \$1,000,000</td> <td>\$100,000 plus 15% of the excess over \$500,000.</td> </tr> <tr> <td>Over \$1,000,000 but not over \$1,500,000</td> <td>\$175,000 plus 10% of the excess over \$1,000,000.</td> </tr> <tr> <td>Over \$1,500,000 but not over \$17,000,000</td> <td>\$225,000 plus 5% of the excess over \$1,500,000.</td> </tr> <tr> <td>Over \$17,000,000</td> <td>\$1,000,000.</td> </tr> </tbody> </table>	If the amount on line 1e, column (a) or (b) is:	The lobbying nontaxable amount is:	Not over \$500,000	20% of the amount on line 1e.	Over \$500,000 but not over \$1,000,000	\$100,000 plus 15% of the excess over \$500,000.	Over \$1,000,000 but not over \$1,500,000	\$175,000 plus 10% of the excess over \$1,000,000.	Over \$1,500,000 but not over \$17,000,000	\$225,000 plus 5% of the excess over \$1,500,000.	Over \$17,000,000	\$1,000,000.		
If the amount on line 1e, column (a) or (b) is:	The lobbying nontaxable amount is:													
Not over \$500,000	20% of the amount on line 1e.													
Over \$500,000 but not over \$1,000,000	\$100,000 plus 15% of the excess over \$500,000.													
Over \$1,000,000 but not over \$1,500,000	\$175,000 plus 10% of the excess over \$1,000,000.													
Over \$1,500,000 but not over \$17,000,000	\$225,000 plus 5% of the excess over \$1,500,000.													
Over \$17,000,000	\$1,000,000.													
g Grassroots nontaxable amount (enter 25% of line 1f)														
h Subtract line 1g from line 1a. If zero or less, enter -0-														
i Subtract line 1f from line 1c. If zero or less, enter -0-														
j If there is an amount other than zero on either line 1h or line 1i, did the organization file Form 4720 reporting section 4911 tax for this year?	<input type="checkbox"/> Yes	<input type="checkbox"/> No												

**4-Year Averaging Period Under section 501(h)**

(Some organizations that made a section 501(h) election do not have to complete all of the five columns below.)

See the separate instructions for lines 2a through 2f.)

**Lobbying Expenditures During 4-Year Averaging Period**

Calendar year (or fiscal year beginning in)	(a) 2013	(b) 2014	(c) 2015	(d) 2016	(e) Total
2a Lobbying nontaxable amount					
b Lobbying ceiling amount (150% of line 2a, column(e))					
c Total lobbying expenditures					
d Grassroots nontaxable amount					
e Grassroots ceiling amount (150% of line 2d, column (e))					
f Grassroots lobbying expenditures					



**SCHEDULE D**  
**(Form 990)**

Department of the Treasury  
Internal Revenue Service

**Supplemental Financial Statements**

▶ **Complete if the organization answered "Yes" on Form 990, Part IV, line 6, 7, 8, 9, 10, 11a, 11b, 11c, 11d, 11e, 11f, 12a, or 12b.**  
▶ **Attach to Form 990.**

▶ **Information about Schedule D (Form 990) and its instructions is at [www.irs.gov/form990](http://www.irs.gov/form990).**

OMB No. 1545-0047

**2016**  
**Open to Public**  
**Inspection**

Name of the organization

**THERMOSTAT RECYCLING CORPORATION**

Employer identification number  
**54-1830284**

**Part I Organizations Maintaining Donor Advised Funds or Other Similar Funds or Accounts.** Complete if the organization answered "Yes" on Form 990, Part IV, line 6.

	(a) Donor advised funds	(b) Funds and other accounts
1 Total number at end of year .....		
2 Aggregate value of contributions to (during year) .....		
3 Aggregate value of grants from (during year) .....		
4 Aggregate value at end of year .....		
5 Did the organization inform all donors and donor advisors in writing that the assets held in donor advised funds are the organization's property, subject to the organization's exclusive legal control? <input type="checkbox"/> Yes <input type="checkbox"/> No		
6 Did the organization inform all grantees, donors, and donor advisors in writing that grant funds can be used only for charitable purposes and not for the benefit of the donor or donor advisor, or for any other purpose conferring impermissible private benefit? <input type="checkbox"/> Yes <input type="checkbox"/> No		

**Part II Conservation Easements.** Complete if the organization answered "Yes" on Form 990, Part IV, line 7.

1 Purpose(s) of conservation easements held by the organization (check all that apply).

<input type="checkbox"/> Preservation of land for public use (e.g., recreation or education)	<input type="checkbox"/> Preservation of a historically important land area
<input type="checkbox"/> Protection of natural habitat	<input type="checkbox"/> Preservation of a certified historic structure
<input type="checkbox"/> Preservation of open space	

2 Complete lines 2a through 2d if the organization held a qualified conservation contribution in the form of a conservation easement on the last day of the tax year.

	Held at the End of the Tax Year
a Total number of conservation easements .....	2a
b Total acreage restricted by conservation easements .....	2b
c Number of conservation easements on a certified historic structure included in (a) .....	2c
d Number of conservation easements included in (c) acquired after 8/17/06, and not on a historic structure listed in the National Register .....	2d

3 Number of conservation easements modified, transferred, released, extinguished, or terminated by the organization during the tax year ▶ .....

4 Number of states where property subject to conservation easement is located ▶ .....

5 Does the organization have a written policy regarding the periodic monitoring, inspection, handling of violations, and enforcement of the conservation easements it holds? ☐ Yes ☐ No

6 Staff and volunteer hours devoted to monitoring, inspecting, handling of violations, and enforcing conservation easements during the year ▶ .....

7 Amount of expenses incurred in monitoring, inspecting, handling of violations, and enforcing conservation easements during the year ▶ \$ .....

8 Does each conservation easement reported on line 2(d) above satisfy the requirements of section 170(h)(4)(B)(i) and section 170(h)(4)(B)(ii)? ☐ Yes ☐ No

9 In Part XIII, describe how the organization reports conservation easements in its revenue and expense statement, and balance sheet, and include, if applicable, the text of the footnote to the organization's financial statements that describes the organization's accounting for conservation easements.

**Part III Organizations Maintaining Collections of Art, Historical Treasures, or Other Similar Assets.**

Complete if the organization answered "Yes" on Form 990, Part IV, line 8.

1a If the organization elected, as permitted under SFAS 116 (ASC 958), not to report in its revenue statement and balance sheet works of art, historical treasures, or other similar assets held for public exhibition, education, or research in furtherance of public service, provide, in Part XIII, the text of the footnote to its financial statements that describes these items.

b If the organization elected, as permitted under SFAS 116 (ASC 958), to report in its revenue statement and balance sheet works of art, historical treasures, or other similar assets held for public exhibition, education, or research in furtherance of public service, provide the following amounts relating to these items:

(i) Revenue included on Form 990, Part VIII, line 1 .....	▶ \$ .....
(ii) Assets included in Form 990, Part X .....	▶ \$ .....

2 If the organization received or held works of art, historical treasures, or other similar assets for financial gain, provide the following amounts required to be reported under SFAS 116 (ASC 958) relating to these items:

a Revenue included on Form 990, Part VIII, line 1 .....	▶ \$ .....
b Assets included in Form 990, Part X .....	▶ \$ .....

**Part III Organizations Maintaining Collections of Art, Historical Treasures, or Other Similar Assets** (continued)

3 Using the organization's acquisition, accession, and other records, check any of the following that are a significant use of its collection items (check all that apply):

a ☐ Public exhibition

d ☐ Loan or exchange programs

b ☐ Scholarly research

e ☐ Other \_\_\_\_\_

c ☐ Preservation for future generations

4 Provide a description of the organization's collections and explain how they further the organization's exempt purpose in Part XIII.

5 During the year, did the organization solicit or receive donations of art, historical treasures, or other similar assets

to be sold to raise funds rather than to be maintained as part of the organization's collection? ☐ Yes ☐ No

**Part IV Escrow and Custodial Arrangements.** Complete if the organization answered "Yes" on Form 990, Part IV, line 9, or reported an amount on Form 990, Part X, line 21.

1a Is the organization an agent, trustee, custodian or other intermediary for contributions or other assets not included on Form 990, Part X? ☐ Yes ☐ No

b If "Yes," explain the arrangement in Part XIII and complete the following table:

	Amount
1c Beginning balance	
1d Additions during the year	
1e Distributions during the year	
1f Ending balance	

2a Did the organization include an amount on Form 990, Part X, line 21, for escrow or custodial account liability? ☐ Yes ☐ No

b If "Yes," explain the arrangement in Part XIII. Check here if the explanation has been provided on Part XIII ☐

**Part V Endowment Funds.** Complete if the organization answered "Yes" on Form 990, Part IV, line 10.

	(a) Current year	(b) Prior year	(c) Two years back	(d) Three years back	(e) Four years back
1a Beginning of year balance					
b Contributions					
c Net investment earnings, gains, and losses					
d Grants or scholarships					
e Other expenditures for facilities and programs					
f Administrative expenses					
g End of year balance					

2 Provide the estimated percentage of the current year end balance (line 1g, column (a)) held as:

a Board designated or quasi-endowment ☐ \_\_\_\_\_ %

b Permanent endowment ☐ \_\_\_\_\_ %

c Temporarily restricted endowment ☐ \_\_\_\_\_ %

The percentages on lines 2a, 2b, and 2c should equal 100%.

3a Are there endowment funds not in the possession of the organization that are held and administered for the organization by:

(i) unrelated organizations

(ii) related organizations

	Yes	No
3a(i)		
3a(ii)		
3b If "Yes" on line 3a(ii), are the related organizations listed as required on Schedule R?		

b If "Yes" on line 3a(ii), are the related organizations listed as required on Schedule R? ☐

4 Describe in Part XIII the intended uses of the organization's endowment funds.

**Part VI Land, Buildings, and Equipment.**

Complete if the organization answered "Yes" on Form 990, Part IV, line 11a. See Form 990, Part X, line 10.

Description of property	(a) Cost or other basis (investment)	(b) Cost or other basis (other)	(c) Accumulated depreciation	(d) Book value
1a Land				
b Buildings				
c Leasehold improvements				
d Equipment		10,068.	6,816.	3,252.
e Other				

Total. Add lines 1a through 1e. (Column (d) must equal Form 990, Part X, column (B), line 10c.) ☐ 3,252.

**Part VII Investments - Other Securities.**

Complete if the organization answered "Yes" on Form 990, Part IV, line 11b. See Form 990, Part X, line 12.

(a) Description of security or category (including name of security)	(b) Book value	(c) Method of valuation: Cost or end-of-year market value
(1) Financial derivatives		
(2) Closely-held equity interests		
(3) Other		
(A)		
(B)		
(C)		
(D)		
(E)		
(F)		
(G)		
(H)		
Total. (Col. (b) must equal Form 990, Part X, col. (B) line 12.) ▶		

**Part VIII Investments - Program Related.**

Complete if the organization answered "Yes" on Form 990, Part IV, line 11c. See Form 990, Part X, line 13.

(a) Description of investment	(b) Book value	(c) Method of valuation: Cost or end-of-year market value
(1)		
(2)		
(3)		
(4)		
(5)		
(6)		
(7)		
(8)		
(9)		
Total. (Col. (b) must equal Form 990, Part X, col. (B) line 13.) ▶		

**Part IX Other Assets.**

Complete if the organization answered "Yes" on Form 990, Part IV, line 11d. See Form 990, Part X, line 15.

(a) Description	(b) Book value
(1)	
(2)	
(3)	
(4)	
(5)	
(6)	
(7)	
(8)	
(9)	
Total. (Column (b) must equal Form 990, Part X, col. (B) line 15.) ▶	

**Part X Other Liabilities.**

Complete if the organization answered "Yes" on Form 990, Part IV, line 11e or 11f. See Form 990, Part X, line 25.

1. (a) Description of liability	(b) Book value
(1) Federal income taxes	
(2)	
(3)	
(4)	
(5)	
(6)	
(7)	
(8)	
(9)	
Total. (Column (b) must equal Form 990, Part X, col. (B) line 25.) ▶	

2. Liability for uncertain tax positions. In Part XIII, provide the text of the footnote to the organization's financial statements that reports the organization's liability for uncertain tax positions under FIN 48 (ASC 740). Check here if the text of the footnote has been provided in Part XIII ☒

**Part XI Reconciliation of Revenue per Audited Financial Statements With Revenue per Return.**

Complete if the organization answered "Yes" on Form 990, Part IV, line 12a.

<b>1</b>	Total revenue, gains, and other support per audited financial statements	<b>1</b>	2,920,513.
<b>2</b>	Amounts included on line 1 but not on Form 990, Part VIII, line 12:		
<b>a</b>	Net unrealized gains (losses) on investments	<b>2a</b>	
<b>b</b>	Donated services and use of facilities	<b>2b</b>	
<b>c</b>	Recoveries of prior year grants	<b>2c</b>	
<b>d</b>	Other (Describe in Part XIII.)	<b>2d</b>	
<b>e</b>	Add lines 2a through 2d	<b>2e</b>	0.
<b>3</b>	Subtract line 2e from line 1	<b>3</b>	2,920,513.
<b>4</b>	Amounts included on Form 990, Part VIII, line 12, but not on line 1:		
<b>a</b>	Investment expenses not included on Form 990, Part VIII, line 7b	<b>4a</b>	
<b>b</b>	Other (Describe in Part XIII.)	<b>4b</b>	
<b>c</b>	Add lines 4a and 4b	<b>4c</b>	0.
<b>5</b>	Total revenue. Add lines 3 and 4c. (This must equal Form 990, Part I, line 12.)	<b>5</b>	2,920,513.

**Part XII Reconciliation of Expenses per Audited Financial Statements With Expenses per Return.**

Complete if the organization answered "Yes" on Form 990, Part IV, line 12a.

<b>1</b>	Total expenses and losses per audited financial statements	<b>1</b>	2,277,984.
<b>2</b>	Amounts included on line 1 but not on Form 990, Part IX, line 25:		
<b>a</b>	Donated services and use of facilities	<b>2a</b>	
<b>b</b>	Prior year adjustments	<b>2b</b>	
<b>c</b>	Other losses	<b>2c</b>	
<b>d</b>	Other (Describe in Part XIII.)	<b>2d</b>	
<b>e</b>	Add lines 2a through 2d	<b>2e</b>	0.
<b>3</b>	Subtract line 2e from line 1	<b>3</b>	2,277,984.
<b>4</b>	Amounts included on Form 990, Part IX, line 25, but not on line 1:		
<b>a</b>	Investment expenses not included on Form 990, Part VIII, line 7b	<b>4a</b>	
<b>b</b>	Other (Describe in Part XIII.)	<b>4b</b>	
<b>c</b>	Add lines 4a and 4b	<b>4c</b>	0.
<b>5</b>	Total expenses. Add lines 3 and 4c. (This must equal Form 990, Part I, line 18.)	<b>5</b>	2,277,984.

**Part XIII Supplemental Information.**

Provide the descriptions required for Part II, lines 3, 5, and 9; Part III, lines 1a and 4; Part IV, lines 1b and 2b; Part V, line 4; Part X, line 2; Part XI, lines 2d and 4b; and Part XII, lines 2d and 4b. Also complete this part to provide any additional information.

**PART X, LINE 2:**

TRC IS EXEMPT FROM INCOME TAXES ON ITS EXEMPT ACTIVITIES UNDER SECTION 501

(C) (6) OF THE INTERNAL REVENUE CODE. TRC FOLLOWS ACCOUNTING STANDARDS

FOR DEALING WITH UNCERTAINTY IN ACCOUNTING FOR INCOME TAX PROVISIONS. TRC

HAS DETERMINED THAT IT DOES NOT HAVE ANY MATERIAL UNRECOGNIZED TAX

BENEFITS OR OBLIGATIONS AS OF DECEMBER 31, 2016 AND 2015. YEARS ENDING ON

OR AFTER DECEMBER 31, 2013 REMAIN SUBJECT TO EXAMINATION BY FEDERAL AND

STATE TAX AUTHORITIES.

**SCHEDULE J  
(Form 990)**

Department of the Treasury  
Internal Revenue Service

**Compensation Information**

For certain Officers, Directors, Trustees, Key Employees, and Highest Compensated Employees

▶ Complete if the organization answered "Yes" on Form 990, Part IV, line 23.

▶ Attach to Form 990.

▶ Information about Schedule J (Form 990) and its instructions is at [www.irs.gov/form990](http://www.irs.gov/form990).

OMB No. 1545-0047

**2016**

Open to Public  
Inspection

Name of the organization

**THERMOSTAT RECYCLING CORPORATION**

Employer identification number

**54-1830284**

**Part I Questions Regarding Compensation**

**1a** Check the appropriate box(es) if the organization provided any of the following to or for a person listed on Form 990, Part VII, Section A, line 1a. Complete Part III to provide any relevant information regarding these items.

☐ First-class or charter travel

☐ Travel for companions

☐ Tax indemnification and gross-up payments

☐ Discretionary spending account

☐ Housing allowance or residence for personal use

☐ Payments for business use of personal residence

☐ Health or social club dues or initiation fees

☐ Personal services (such as, maid, chauffeur, chef)

**b** If any of the boxes on line 1a are checked, did the organization follow a written policy regarding payment or reimbursement or provision of all of the expenses described above? If "No," complete Part III to explain

**2** Did the organization require substantiation prior to reimbursing or allowing expenses incurred by all directors, trustees, and officers, including the CEO/Executive Director, regarding the items checked on line 1a?

**3** Indicate which, if any, of the following the filing organization used to establish the compensation of the organization's CEO/Executive Director. Check all that apply. Do not check any boxes for methods used by a related organization to establish compensation of the CEO/Executive Director, but explain in Part III.

☐ Compensation committee

☐ Independent compensation consultant

☒ Form 990 of other organizations

☒ Written employment contract

☒ Compensation survey or study

☒ Approval by the board or compensation committee

**4** During the year, did any person listed on Form 990, Part VII, Section A, line 1a, with respect to the filing organization or a related organization:

**a** Receive a severance payment or change-of-control payment?

**b** Participate in, or receive payment from, a supplemental nonqualified retirement plan?

**c** Participate in, or receive payment from, an equity-based compensation arrangement?

If "Yes" to any of lines 4a-c, list the persons and provide the applicable amounts for each item in Part III.

**Only section 501(c)(3), 501(c)(4), and 501(c)(29) organizations must complete lines 5-9.**

**5** For persons listed on Form 990, Part VII, Section A, line 1a, did the organization pay or accrue any compensation contingent on the revenues of:

**a** The organization?

**b** Any related organization?

If "Yes" on line 5a or 5b, describe in Part III.

**6** For persons listed on Form 990, Part VII, Section A, line 1a, did the organization pay or accrue any compensation contingent on the net earnings of:

**a** The organization?

**b** Any related organization?

If "Yes" on line 6a or 6b, describe in Part III.

**7** For persons listed on Form 990, Part VII, Section A, line 1a, did the organization provide any nonfixed payments not described on lines 5 and 6? If "Yes," describe in Part III

**8** Were any amounts reported on Form 990, Part VII, paid or accrued pursuant to a contract that was subject to the initial contract exception described in Regulations section 53.4958-4(a)(3)? If "Yes," describe in Part III

**9** If "Yes" on line 8, did the organization also follow the rebuttable presumption procedure described in Regulations section 53.4958-6(c)?

Yes No

1b

2

4a

4b

4c

5a

5b

6a

6b

7

8

9

X

X

X



Part III Supplemental Information

Provide the information, explanation, or descriptions required for Part I, lines 1a, 1b, 3, 4a, 4b, 4c, 5a, 5b, 6a, 6b, 7, and 8, and for Part II. Also complete this part for any additional information.

PART I, LINE 3:

COMPENSATION IS ESTABLISHED BY THE BOARD OF DIRECTORS AND COMPARABILITY  
DATA, AMONG OTHER METHODS, ARE USED TO DETERMINE THE COMPENSATION OF THE  
ORGANIZATION'S EXECUTIVE DIRECTOR.

**SCHEDULE O**  
**(Form 990 or 990-EZ)**

Department of the Treasury  
Internal Revenue Service

**Supplemental Information to Form 990 or 990-EZ**

Complete to provide information for responses to specific questions on  
Form 990 or 990-EZ or to provide any additional information.

▶ Attach to Form 990 or 990-EZ.

▶ Information about Schedule O (Form 990 or 990-EZ) and its instructions is at [www.irs.gov/form990](http://www.irs.gov/form990).

OMB No. 1545-0047

**2016**

Open to Public  
Inspection

Name of the organization

THERMOSTAT RECYCLING CORPORATION

Employer identification number  
54-1830284

FORM 990, PART VI, SECTION A, LINE 6:

INITIAL MEMBERS OF THIS CORPORATION SHALL BE WHITE-RODGERS CORPORATION AND  
HONEYWELL INC. EACH SUCH CORPORATION SHALL BE DEEMED AN ORIGINAL MEMBER OF  
THE CORPORATION, AND ALL CORPORATIONS MAY BE REFERRED TO COLLECTIVELY IN  
THE BY-LAWS AS THE ORIGINAL MEMBERS.

FROM TIME TO TIME, THE BOARD OF DIRECTORS MAY INVITE OTHER THERMOSTAT  
MANUFACTURERS TO PARTICIPATE AS MEMBERS IN THE CORPORATION. SUCH A  
CORPORATION SHALL BECOME A MEMBER ONLY UPON PAYMENT OF FEES AS PROVIDED  
UNDER ARTICLE VII OF THE BY-LAWS.

FORM 990, PART VI, SECTION A, LINE 7A:

THERE SHALL BE A NOMINATING COMMITTEE OF THE BOARD OF DIRECTORS, WHICH  
SHALL CONSIST OF THREE DIRECTORS, ALL OF WHOM ARE EMPLOYED BY ORIGINAL  
MEMBERS. ONE MONTH PRIOR TO THE ANNUAL MEETING OF THE CORPORATION, THE  
NOMINATING COMMITTEE SHALL APPROVE A SLATE OF NOMINEES MEETING THE  
QUALIFICATIONS SET FORTH IN SECTION 2 TO BE SUBMITTED TO THE MEMBERS FOR  
ELECTION AT THE ANNUAL MEETING.

FORM 990, PART VI, SECTION B, LINE 11B:

A COPY OF FORM 990 IS PROVIDED TO ALL GOVERNING MEMBERS BEFORE IT IS FILED.  
A REASONABLE AMOUNT OF TIME IS ALLOWED FOR THE GOVERNING MEMBERS TO REVIEW  
THE FORM 990 AND PROVIDE COMMENTS.

FORM 990, PART VI, SECTION B, LINE 15:

COMPENSATION IS ESTABLISHED BY THE BOARD OF DIRECTORS AND COMPARABILITY

LHA For Paperwork Reduction Act Notice, see the Instructions for Form 990 or 990-EZ.

Schedule O (Form 990 or 990-EZ) (2016)

Name of the organization

THERMOSTAT RECYCLING CORPORATION

Employer identification number

54-1830284

DATA, AMONG OTHER METHODS, TO DETERMINE THE COMPENSATION OF THE  
ORGANIZATION'S EXECUTIVE DIRECTOR.

FORM 990, PART VI, SECTION C, LINE 19:

TRC MAKES ITS GOVERNING DOCUMENTS, CONFLICT OF INTEREST POLICY, AND  
FINANCIAL STATEMENTS AVAILABLE TO THE PUBLIC UPON REQUEST (VIA E-MAIL OR  
MAIL).

FORM 990, PART XII, LINE 2C

THE PROCESS HAS NOT CHANGED FROM THE PRIOR YEAR. THE BOARD OF  
DIRECTORS ASSUME OVERSIGHT RESPONSIBILITY FOR THE AUDIT.

2016 DEPRECIATION AND AMORTIZATION REPORT

FORM 990 PAGE 10

990

Asset No.	Description	Date Acquired	Method	Life	C o n v	Line No.	Unadjusted Cost Or Basis	Bus % Excl	Section 179 Expense	* Reduction In Basis	Basis For Depreciation	Beginning Accumulated Depreciation	Current Sec 179 Expense	Current Year Deduction	Ending Accumulated Depreciation
1	LAPTOP	07/15/12	SL	5.00		16	1,447.				1,447.	1,001.		289.	1,290.
2	(D)HP PRINTER P4015 (002)	11/30/12	SL	5.00		16	1,141.				1,141.	703.		228.	931.
3	2 DELL COMPUTERS	11/21/12	SL	5.00		16	3,007.				3,007.	1,854.		601.	2,455.
4	DELL OPTIPLEX 7010 SFF	01/05/14	SL	5.00		16	1,231.				1,231.	492.		246.	738.
5	DELL COMPUTER WITH MICROPHONE	01/31/14	SL	5.00		16	1,933.				1,933.	741.		387.	1,128.
6	DELL LAPTOP	05/01/14	SL	5.00		16	1,221.				1,221.	407.		244.	651.
7	DELL OPTIPLEX 7010 W/22" MONITOR	10/01/14	SL	5.00		16	1,228.				1,228.	307.		246.	553.
8	SALESFORCE SOFTWARE LICENSES	12/16/16		5M	HY42		3,012.				3,012.			0.	
	* TOTAL 990 PAGE 10 DEPR & AMORT						14,220.				14,220.	5,505.		2,241.	7,746.
	CURRENT YEAR ACTIVITY														
	BEGINNING BALANCE						11,208.			0.	11,208.	5,505.			7,746.
	ACQUISITIONS						3,012.			0.	3,012.	0.			0.
	DISPOSITIONS						1,141.			0.	1,141.	703.			931.
	ENDING BALANCE						13,079.			0.	13,079.	4,802.			6,815.
	ENDING ACCUM DEPR LESS DISPOSITIONS											6,815.			
	ENDING BOOK VALUE											6,264.			

628111 04-01-16

(D) - Asset disposed

\* ITC, Salvage, Bonus, Commercial Revitalization Deduction, GO Zone

**2017 Maine Miss You Calls**

Account	Location: Name	Street	City	State	Zip Code	County	Subject	Summary	Activity Date
AUBUCHON HARDWARE	Aubuchon Hardware	10 Bangor Street	Augusta	ME	04330	Kennebec	Call	Miss You Call	6/7/2017
AUBUCHON HARDWARE	Aubuchon Hardware #171	231 Northport Avenue #171	Belfast	ME	04915	Waldo	Call	Miss You Call	6/7/2017
BANGOR PIPE & SUPPLY	BANGOR PIPE SUPPLY INC	69 FARM ROAD	BANGOR	ME	04401	Penobscot	Call	Miss You Call	6/7/2017
Belfast Transfer Station	Belfast Transfer Station	32 Little River Drive	Belfast	ME	04915	Waldo	Call	Miss You Call	6/7/2017
Bell Simons	BELL/SIMONS CO	470 ODLIN ROAD	BANGOR	ME	04401	Penobscot	Call	Miss You Call	6/7/2017
Bell Simons	BELL/SIMONS CO	358 WASHINGTON ST NORTH	AUBURN	ME	04210	Androscoggin	Call	Miss You Call	6/7/2017
Bell Simons	BELL/SIMONS CO	29 Landry Street	Biddeford	ME	04005	York	Call	Miss You Call	6/7/2017
Custom Climate Control	Custom Climate Control	238 Shaker Hill Rd	Alfred	ME	04002	York	Call	Miss You Call	6/7/2017
DEAD RIVER COMPANY	DEAD RIVER COMPANY	665 Elm Street	Biddeford	ME	04005	York	Call	Miss You Call	6/7/2017
ENVIRONMENTAL PROJECTS INC.	ENVIRONMENTAL PROJECTS INC.	664 WASHINGTON STREET N.	AUBURN	ME	04210	Androscoggin	Call	Miss You Call	6/7/2017
F.W. Webb	F.W. WEBB CO.	67 TARGET INDUSTRIAL CIRCLE	BANGOR	ME	04401	Penobscot	Call	Miss You Call	6/7/2017
F.W. Webb	F.W. WEBB CO.	22 Landry Street	Biddeford	ME	04005	York	Call	Miss You Call	6/7/2017
JOHNSTONE SUPPLY	JOHNSTONE SUPPLY CO	195 THATCHER ST.	BANGOR	ME	04401	Penobscot	Call	Miss You Call	6/7/2017
Maine Department of Environmental Protection	Maine Department of Environmental Protection	28 Tyson Dr.	Augusta	ME	04333	Kennebec	Call	Miss You Call	6/7/2017
Ferguson	REDLON & JOHNSON (Ferguson)	9 Redlon Road,PO Box 730	Bath	ME	04530	Sagadahoc	Call	Miss You Call	6/7/2017
Ferguson	REDLON & JOHNSON (Ferguson)	314 STATE STREET	AUGUSTA	ME	04330	Kennebec	Call	Miss You Call	6/7/2017
Ferguson	REDLON & JOHNSON (Ferguson)	162 TARGET CIRCLE	BANGOR	ME	04401	Penobscot	Call	Miss You Call	6/7/2017
RJ Energy	RJ Energy	2184 North Belfast Ave	AUGUSTA	ME	04330	Kennebec	Call	Miss You Call	6/7/2017
ROCKINGHAM ELECTRIC COMPANY	Rockingham Electrical Supply	7 Mt. Vernon Ave	Augusta	ME	04330	Kennebec	Call	Miss You Call	6/7/2017
Rockys Hardware	Rockys Hardware	55 CONGRESS AVE.	BATH	ME	04530	Sagadahoc	Call	Miss You Call	6/7/2017
Selco	Selco	61 Mill St	Auburn	ME	04210	Androscoggin	Call	Miss You Call	6/7/2017
The Granite Group	The Granite Group	660 Minot Avenue	Auburn	ME	04210	Androscoggin	Call	Miss You Call	6/7/2017
WEBBER SUPPLY INC.	WEBBER SUPPLY INC.	32 Thatcher Street	Bangor	ME	04401	Penobscot	Call	Miss You Call	6/7/2017
AUBUCHON HARDWARE	AUBUCHON HARDWARE	400 NARRAGANSETT TRAIL	BUXTON	ME	04093	York	Call	Miss You Call	6/8/2017
F.W. Webb	F.W. WEBB CO.	420 Main Street	CARIBOU	ME	04736	Aroostook	Call	Miss You Call	6/8/2017
PLUMMER'S HARDWARE	PLUMMER'S HARDWARE	241 PACKER FARM ROAD	BUXTON	ME	04093	York	Call	Miss You Call	6/8/2017
S.W. Collins	S.W. Collins	6 Washburn Street	Caribou	ME	04736	Aroostook	Call	Miss You Call	6/8/2017
Sid Harvey	Sid Harvey Industries	45 ACME ROAD	Brewer	ME	04412	Penobscot	Call	Miss You Call	6/8/2017
F.W. Webb	F.W. WEBB	150 POSTAL SERVICE WAY	SOUTH PORTLAND	ME	04106	Cumberland	Call	Miss You Call	6/12/2017
Dover-Foxcroft Transfer Station	Dover-Foxcroft Transfer Station	Landfill Road	Dover Foxcroft	ME	04426	Piscataquis	Call	Miss You Call	6/13/2017
A.E. ROBINSON OIL CO INC	A.E. ROBINSON OIL CO INC	1020 W. MAIN STREET	DOVER-FOXCROFT	ME	04426	Piscataquis	Call	Miss You Call	6/14/2017
BANGOR PIPE & SUPPLY	Bangor Pipe and Supply	55 FOSTER STREET	ELLSWORTH	ME	04605	Hancock	Call	Miss You Call	6/14/2017
DOVER TRUE VALUE	DOVER TRUE VALUE	69 EAST MAIN STREET	DOVER-FOXCROFT	ME	04426	Piscataquis	Call	Miss You Call	6/14/2017
GOSLINE'S HARDWARE	GOSLINE'S HARDWARE	563 MAINE AVE	FARMINGDALE	ME	04344	Kennebec	Call	Miss You Call	6/14/2017
Kennebec Valley COG	Kennebec Valley COG	17 Main Street	Fairfield	ME	04937	Somerset	Call	Miss You Call	6/14/2017
STANDISH HARDWARE	STANDISH HARDWARE	5 OAK HILL ROAD, PO BOX 135	STANDISH	ME	04084	Cumberland	Call	Miss You Call	6/15/2017
Town of Gray	Town of Gray	13 Seagull Drive	Gray	ME	04039	Cumberland	Call	Miss You Call	6/15/2017
AUBUCHON HARDWARE	AUBUCHON HARDWARE	485 KENNEDY MEMORIAL DRIVE	WATERVILLE	ME	04901	Kennebec	Call	Miss You Call	6/20/2017
AUBUCHON HARDWARE	AUBUCHON HARDWARE	1165 POST ROAD	WELLS	ME	04090	York	Call	Miss You Call	6/20/2017
Bell Simons	BELL SIMONS CO.	56 AIRPORT RD.	WATERVILLE	ME	04901	Kennebec	Call	Miss You Call	6/20/2017
DEAD RIVER COMPANY	DEAD RIVER COMPANY	500 Kennedy Memorial Dr.	WATERVILLE	ME	04901	Kennebec	Call	Miss You Call	6/20/2017
DISTRIBUTOR CORPORATION	DISTRIBUTOR CORPORATION	4 THOMAS DRIVE, UNIT 1	Westbrook	ME	04092	Cumberland	Call	Miss You Call	6/20/2017
F.W. Webb	F.W. Webb	6 Bull Rock Bridge Road	West Bath	ME	04530	Sagadahoc	Call	Miss You Call	6/20/2017
F.W. Webb	F.W. WEBB CO.	46 HEYWOOD ROAD	WINSLOW	ME	04901	Kennebec	Call	Miss You Call	6/20/2017
Ferguson	Redlon & Johnson	705 Roosevelt Trail	Windham	ME	04062	Cumberland	Call	Miss You Call	6/20/2017
SPORTSMAN'S TRUE VALUE HARDWARE	SPORTSMAN'S TRUE VALUE HARDWARE	30 CENTRAL STREET	WESTBROOK	ME	04092	Cumberland	Call	Miss You Call	6/20/2017
Town of Wilton	Town of Wilton	211 Munson Road	Wilton	ME	04294	Franklin	Call	Miss You Call	6/20/2017
TRANE	Trane Co.	860 Spring Street, Unit 1	Westbrook	ME	04092	Cumberland	Call	Miss You Call	6/20/2017
F.W. Webb	United Refrigeration	22 Thomas Drive	Westbrook	ME	04092	Cumberland	Call	Miss You Call	6/20/2017

## 2017 Maine Miss You Calls

United Refrigeration	UNITED REFRIGERATION # 45	20 Thomas Drive	Westbrook	ME	04092	Cumberland	Call	Miss You Call	6/20/2017
AUBUCHON HARDWARE	AUBUCHON HARDWARE #035	832 STEVENS AVE.	PORTLAND	ME	04103	Cumberland	Call	Miss You Call	6/21/2017
GRAINGER	GRAINGER	425 WARREN AVE	PORTLAND	ME	04103	Cumberland	Call	Miss You Call	6/21/2017
Graybar Electric Company Inc.	Graybar Electric Company Inc.	29 W. Commercial St	Portland	ME	04101	Cumberland	Call	Miss You Call	6/21/2017
Homans Associates	Homans Associates	111C Pine Tree Industrial Parkway	PORTLAND	ME	04103	Cumberland	Call	Miss You Call	6/21/2017
JOHNSTONE SUPPLY	Johnstone Supply Company	7 Thomas Drive	Westbrook	ME	04102	Cumberland	Call	Miss You Call	6/21/2017
Mechanical Services, Inc.	Mechanical Services, Inc.	400 Presumpscot Street	Portland	ME	04103	Cumberland	Call	Miss You Call	6/21/2017
NORTHERN BURNER SUPPLY CO. INC.	NORTHERN BURNER SUPPLY CO. INC.	185 WASHINGTON AVE.	PORTLAND	ME	04101	Cumberland	Call	Miss You Call	6/21/2017
Ferguson	REDLON & JOHNSON (Ferguson)	172-174 St. John Street	PORTLAND	ME	04102	Cumberland	Call	Miss You Call	6/21/2017
Rockingham Electrical Supply	Rockingham Electrical Supply	35 Diamond Street	Portland	ME	04101	Cumberland	Call	Miss You Call	6/21/2017
Sid Harvey	Sid Harvey Industries	160 St. John Street	PORTLAND	ME	04102	Cumberland	Call	Miss You Call	6/21/2017
The Granite Group	The Granite Group	147-151 ST. JOHN STREET	PORTLAND	ME	04102	Cumberland	Call	Miss You Call	6/21/2017
University of Southern Maine	University of Southern Maine	25 Bedford St	Portland	ME	04101	Cumberland	Call	Miss You Call	6/21/2017
Webber Supply Inc.	Webber Supply Inc.	155 Rumery St.	South Portland	ME	04106	Cumberland	Call	Miss You Call	6/21/2017
AUBUCHON HARDWARE	AUBUCHON HARDWARE #095	640 Main Street	Springvale	ME	04083	York	Call	Miss You Call	6/27/2017
Daigle Oil Co	Daigle Oil Co	782 North Main Street	Presque Isle	ME	04769	Aroostook	Call	Miss You Call	6/27/2017
DEAD RIVER COMPANY	DEAD RIVER COMPANY	33 Prospect Ave	Rumford	ME	04276	Oxford	Call	Miss You Call	6/27/2017
DEAD RIVER COMPANY	DEAD RIVER COMPANY	29 Bangor Street	Houlton	ME	04730	Aroostook	Call	Miss You Call	6/27/2017
DOWNEAST ENERGY	DOWNEAST ENERGY	14 DEPOT STREET	KENNEBUNK	ME	04043	York	Call	Miss You Call	6/27/2017
F.W. Webb	F.W. WEBB CO.	150 POSTAL SERVICE WAY	SOUTH PORTLAND	ME	04106	Cumberland	Call	Miss You Call	6/27/2017
F.W. Webb	F.W. WEBB CO.	22 Merrill Drive	ROCKLAND	ME	04841	Knox	Call	Miss You Call	6/27/2017
Garrett Pillsbury Plumbing and Heating	Garrett Pillsbury Plumbing and Heating	119 YORK STREET	KENNEBUNK	ME	04043	York	Call	Miss You Call	6/27/2017
Homans Associates	Homans Associates	68 Carey Circle	Hampden	ME	04444	Penobscot	Call	Miss You Call	6/27/2017
JOHNSON & JORDAN	JOHNSON & JORDAN	18 MUSSEY ROAD	SCARBOROUGH	ME	04074	Cumberland	Call	Miss You Call	6/27/2017
MEMCO	MEMCO	102 Main Street	Jay	ME	04239	Franklin	Call	Miss You Call	6/27/2017
P & E Enterprises	P & E Enterprises	1540 Main St	SANFORD	ME	04073	York	Call	Miss You Call	6/27/2017
P. Gagnon & Son Inc.	P. Gagnon & Son Inc.	215 Main St	South Berwick	ME	03908	York	Call	Miss You Call	6/27/2017
Ferguson	REDLON & JOHNSON	79 INDUSTRIAL STREET	Presque Isle	ME	04769	Aroostook	Call	Miss You Call	6/27/2017
Sid Harvey	SID Harvey Ind	77 Industrial Street	Presque Isle	ME	04769	Aroostook	Call	Miss You Call	6/27/2017
THE PORTLAND GROUP	The Portland Group	91 Industrial Park Rd	Saco	ME	04072	York	Call	Miss You Call	6/27/2017
Town of Jackman	Town of Jackman	369 Main St	Jackman	ME	04945	Somerset	Call	Miss You Call	6/27/2017
Town of Skowhegan	Town of Skowhegan	29 Transfer Station Drive	Skowhegan	ME	04976	Somerset	Call	Miss You Call	6/27/2017
WILBUR G. SHAW HARDWARE	WILBUR G. SHAW HARDWARE	901 MAINE STREET	SANFORD	ME	04073	York	Call	Miss You Call	6/27/2017
AUBUCHON HARDWARE	Aubuchon Hardware	245 W. Broadway	Lincoln	ME	04457	Penobscot	Call	Miss You Call	6/28/2017
AUBUCHON HARDWARE	AUBUCHON HARDWARE #097	572 LISBON STREET	LISBON FALLS	ME	04252	Androscoggin	Call	Miss You Call	6/28/2017
DEAD RIVER COMPANY	DEAD RIVER COMPANY	795 Central Street	MILLINOCKET	ME	04462	Penobscot	Call	Miss You Call	6/28/2017
DRILLEN TRUE VALUE	DRILLEN TRUE VALUE	1086 Sabattus Street	Lewiston	ME	04240	Androscoggin	Call	Miss You Call	6/28/2017
JL Huntley, Inc.	JL Huntley, Inc.	88 Dublin Street	Machias	ME	04654	Washington	Call	Miss You Call	6/28/2017
Ferguson	Redlon & Johnson	3 Middle Street	Lewiston	ME	04243	Androscoggin	Call	Miss You Call	6/28/2017
ANCO INC HOULE'S PLB/HTG	ANCO INC HOULE'S PLB/HTG	19 NORTH STREET	WATERVILLE	ME	04901	Kennebec	Call	Miss You Call	6/29/2017
AUBUCHON HARDWARE	Aubuchon Hardware #135	499 Roosevelt Trail	Naples	ME	04055	Cumberland	Call	Miss You Call	6/29/2017
Blakes Hardware	Blakes Hardware	46 Maine St	Oakland	ME	04963	Kennebec	Call	Miss You Call	6/29/2017
ENVIRONMENTAL PROTECTION	ENVIRONMENTAL PROTECTION	17 STATE HOUSE STATION	AUGUSTA	ME	04333	Kennebec	Call	Miss You Call	11/7/2017
FT Brown	FT Brown	106 Main St	Northeast Harbor	ME	04662	Hancock	Call	Miss You Call	11/7/2017
GOSLINE'S HARDWARE	GOSLINE'S HARDWARE	563 MAINE AVE	FARMINGDALE	ME	04344	Kennebec	Call	Miss You Call	11/7/2017
Homans Associates	Homans Associates	111C Pine Tree Industrial Parkway	PORTLAND	ME	04103	Cumberland	Call	Miss You Call	11/7/2017
Maine Department of Environmental Protection	Maine Department of Environmental Protection	28 Tyson Dr.	Augusta	ME	04333	Kennebec	Call	Miss You Call	11/7/2017
Rockingham Electrical Supply	Rockingham Electrical Supply	35 Diamond Street	Portland	ME	04101	Cumberland	Call	Miss You Call	11/7/2017
Town of Rangeley	Town of Rangeley	15 School Street	Rangeley	ME	04970	Franklin	Call	Miss You Call	11/7/2017
Webber Supply Inc.	Webber Supply Inc.	155 Rumery St.	South Portland	ME	04106	Cumberland	Call	Miss You Call	11/7/2017
Winslow Supply	Winslow Supply	567 Benton Avenue	Winslow	ME	04901	Kennebec	Call	Miss You Call	11/7/2017

**2017 Maine Miss You Calls**

A.E. ROBINSON OIL CO INC	A.E. ROBINSON OIL CO INC	1020 W. MAIN STREET	DOVER-FOXCROFT	ME	04426	Piscataquis	Call	Miss You Call	11/8/2017
ANCO INC HOULE'S PLB/HTG	ANCO INC HOULE'S PLB/HTG	19 NORTH STREET	WATERVILLE	ME	04901	Kennebec	Call	Miss You Call	11/8/2017
AUBUCHON HARDWARE	AUBUCHON HARDWARE	400 NARRAGANSETT TRAIL	BUXTON	ME	04093	York	Call	Miss You Call	11/8/2017
AUBUCHON HARDWARE	Aubuchon Hardware #171	231 Northport Avenue #171	Belfast	ME	04915	Waldo	Call	Miss You Call	11/8/2017
BANGOR PIPE & SUPPLY	BANGOR PIPE & SUPPLY	69 FARM RD	BANGOR	ME	04401	Penobscot	Call	Miss You Call	11/8/2017
Belfast Transfer Station	Belfast Transfer Station	32 Little River Drive	Belfast	ME	04915	Waldo	Call	Miss You Call	11/8/2017
Bell Simons	BELL/SIMONS CO	470 ODLIN ROAD	BANGOR	ME	04401	Penobscot	Call	Miss You Call	11/8/2017
Bell Simons	BELL/SIMONS CO	29 Landry Street	Biddeford	ME	04005	York	Call	Miss You Call	11/8/2017
Custom Climate Control	Custom Climate Control	238 Shaker Hill Rd	Alfred	ME	04002	York	Call	Miss You Call	11/8/2017
Dover-Foxcroft Transfer Station	Dover-Foxcroft Transfer Station	Landfill Road	Dover Foxcroft	ME	04426	Piscataquis	Call	Miss You Call	11/8/2017
DUPUIS HARDWARE	DUPUIS HARDWARE	2 SPRUCE STREET	BIDDEFORD	ME	04005	York	Call	Miss You Call	11/8/2017
F.W. Webb	F.W. WEBB CO.	420 Main Street	CARIBOU	ME	04736	Aroostook	Call	Miss You Call	11/8/2017
F.W. Webb	F.W. WEBB CO.	22 Merrill Drive	ROCKLAND	ME	04841	Knox	Call	Miss You Call	11/8/2017
Garrett Pillsbury Plumbing and Heating	Garrett Pillsbury Plumbing and Heating	119 YORK STREET	KENNEBUNK	ME	04043	York	Call	Miss You Call	11/8/2017
Homans Associates	Homans Associates	68 Carey Circle	Hampden	ME	04444	Penobscot	Call	Miss You Call	11/8/2017
JOHNSTONE SUPPLY	JOHNSTONE SUPPLY CO	195 THATCHER ST.	BANGOR	ME	04401	Penobscot	Call	Miss You Call	11/8/2017
JOHNSTONE SUPPLY	Johnstone Supply Company	7 Thomas Drive	Westbrook	ME	04102	Cumberland	Call	Miss You Call	11/8/2017
Mechanical Services, Inc.	Mechanical Services, Inc.	72 Freedom Parkway	Bangor	ME	04401	Penobscot	Call	Miss You Call	11/8/2017
MEMCO	MEMCO	102 Main Street	Jay	ME	04239	Franklin	Call	Miss You Call	11/8/2017
P & E Enterprises	P & E Enterprises	1540 Main St	SANFORD	ME	04073	York	Call	Miss You Call	11/8/2017
Ferguson	Redlon & Johnson	705 Roosevelt Trail	Windham	ME	04062	Cumberland	Call	Miss You Call	11/8/2017
Ferguson	REDLON & JOHNSON (Ferguson)	9 Redlon Road, PO Box 730	Bath	ME	04530	Sagadahoc	Call	Miss You Call	11/8/2017
Ferguson	REDLON & JOHNSON (Ferguson)	162 TARGET CIRCLE	BANGOR	ME	04401	Penobscot	Call	Miss You Call	11/8/2017
Sid Harvey	Sid Harvey Industries	45 ACME ROAD	Brewer	ME	04412	Penobscot	Call	Miss You Call	11/8/2017
THE PORTLAND GROUP	The Portland Group	91 Industrial Park Rd	Saco	ME	04072	York	Call	Miss You Call	11/8/2017
Town of Wilton	Town of Wilton	211 Munson Road	Wilton	ME	04294	Franklin	Call	Miss You Call	11/8/2017
TOWNHOUSE SUPPLY DIV OF ANCO INC HOULE'S PLB/HTG	TOWNHOUSE SUPPLY DIV OF ANCO INC HOULE'S PLB/HTG	19 NORTH STREET	WATERVILLE	ME	04901	Kennebec	Call	Miss You Call	11/8/2017
AMES SUPPLY TRUE VALUE	AMES SUPPLY TRUE VALUE	447 BATH RD.	WISCASSET	ME	04578	Lincoln	Call	Miss You Call	11/9/2017
AUBUCHON HARDWARE	AUBUCHON HARDWARE	485 KENNEDY MEMORIAL DRIVE	WATERVILLE	ME	04901	Kennebec	Call	Miss You Call	11/9/2017
AUBUCHON HARDWARE	Aubuchon Hardware	10 Bangor Street	Augusta	ME	04330	Kennebec	Call	Miss You Call	11/9/2017
AUBUCHON HARDWARE	AUBUCHON HARDWARE #035	832 STEVENS AVE.	PORTLAND	ME	04103	Cumberland	Call	Miss You Call	11/9/2017
AUBUCHON HARDWARE	Aubuchon Hardware #135	499 Roosevelt Trail	Naples	ME	04055	Cumberland	Call	Miss You Call	11/9/2017
BANGOR PIPE & SUPPLY	Bangor Pipe and Supply	55 FOSTER STREET	ELLSWORTH	ME	04605	Hancock	Call	Miss You Call	11/9/2017
COASTAL HARDWARE INC.	COASTAL HARDWARE INC.	914 ROUTE 1	YARMOUTH	ME	04096	Cumberland	Call	Miss You Call	11/9/2017
DEAD RIVER COMPANY	DEAD RIVER COMPANY	795 Central Street	MILLINOCKET	ME	04462	Penobscot	Call	Miss You Call	11/9/2017
DISTRIBUTOR CORPORATION	DISTRIBUTOR CORPORATION	4 THOMAS DRIVE, UNIT 1	Westbrook	ME	04092	Cumberland	Call	Miss You Call	11/9/2017
F.W. Webb	F.W. WEBB CO.	9 BUTTERMILK ROAD	Lamoine	ME	04605	Hancock	Call	Miss You Call	11/9/2017
F.W. Webb	F.W. WEBB CO.	46 HEYWOOD ROAD	WINSLOW	ME	04901	Kennebec	Call	Miss You Call	11/9/2017
F.W. Webb	F.W. WEBB CO.	150 POSTAL SERVICE WAY	SOUTH PORTLAND	ME	04106	Cumberland	Call	Miss You Call	11/9/2017
F.W. Webb	F.W. WEBB CO.	138 LEIGHTON ROAD	AUGUSTA	ME	04330	Kennebec	Call	Miss You Call	11/9/2017
Graybar Electric Company Inc.	Graybar Electric Company Inc.	29 W. Commercial St	Portland	ME	04101	Cumberland	Call	Miss You Call	11/9/2017
NORTHERN BURNER SUPPLY CO. INC.	NORTHERN BURNER SUPPLY CO. INC.	185 WASHINGTON AVE.	PORTLAND	ME	04101	Cumberland	Call	Miss You Call	11/9/2017
OAKHILL HARDWARE	OAKHILL HARDWARE	29 GORHAM RD PO BOX 670	SCARBOROUGH	ME	04074	Cumberland	Call	Miss You Call	11/9/2017
PLUMMER'S HARDWARE	PLUMMER'S HARDWARE	241 PACKER FARM ROAD	BUXTON	ME	04093	York	Call	Miss You Call	11/9/2017
Ferguson	REDLON & JOHNSON	79 INDUSTRIAL STREET	Presque Isle	ME	04769	Aroostook	Call	Miss You Call	11/9/2017
Ferguson	REDLON & JOHNSON (Ferguson)	314 STATE STREET	AUGUSTA	ME	04330	Kennebec	Call	Miss You Call	11/9/2017
Ferguson	REDLON & JOHNSON (Ferguson)	172-174 St. John Street	PORTLAND	ME	04102	Cumberland	Call	Miss You Call	11/9/2017
RJ Energy	RJ Energy	2184 North Belfast Ave	AUGUSTA	ME	04330	Kennebec	Call	Miss You Call	11/9/2017
ROCKINGHAM ELECTRIC COMPANY	Rockingham Electrical Supply	7 Mt. Vernon Ave	Augusta	ME	04330	Kennebec	Call	Miss You Call	11/9/2017
S. W. Collins	S. W. Collins	35 West Main Street	Fort Kent	ME	04743	Aroostook	Call	Miss You Call	11/9/2017
Shopper's Hardware	Shopper's Hardware	50 Market Street	South Portland	ME	04106	Cumberland	Call	Miss You Call	11/9/2017

## 2017 Maine Miss You Calls

Sid Harvey	SID HARVEY INDUSTRIES	77 INDUSTRIAL STREET	Presque Isle	ME	04769	Aroostook	Call	Miss You Call	11/9/2017
Sid Harvey	Sid Harvey Industries	160 St. John Street	PORTLAND	ME	04102	Cumberland	Call	Miss You Call	11/9/2017
The Granite Group	The Granite Group	147-151 ST. JOHN STREET	PORTLAND	ME	04102	Cumberland	Call	Miss You Call	11/9/2017
Town of Jackman	Town of Jackman	369 Main St	Jackman	ME	04945	Somerset	Call	Miss You Call	11/9/2017
Town of Yarmouth	Town of Yarmouth	659 East Main Street	Yarmouth	ME	04096	Cumberland	Call	Miss You Call	11/9/2017
TRANE	Trane Co.	860 Spring Street, Unit 1	Westbrook	ME	04092	Cumberland	Call	Miss You Call	11/9/2017
United Refrigeration	UNITED REFRIGERATION # 45	20 Thomas Drive	Westbrook	ME	04092	Cumberland	Call	Miss You Call	11/9/2017
AUBUCHON HARDWARE	Aubuchon Hardware	245 W. Broadway	Lincoln	ME	04457	Penobscot	Call	Miss You Call	11/19/2017
Bell Simons	BELL/SIMONS CO	62 ACADEMY STREET	AUBURN	ME	04210	Androscoggin	Call	Miss You Call	11/19/2017
Bell Simons	BELL/SIMONS CO	373 Riverside Industrial Pkwy	PORTLAND	ME	04103	Cumberland	Call	Miss You Call	11/19/2017
Bell Simons	BELL/SIMONS CO	358 WASHINGTON ST NORTH	AUBURN	ME	04210	Androscoggin	Call	Miss You Call	11/19/2017
F.W. Webb	F.W. WEBB CO.	9 FORRESTAL STREET	LEWISTON	ME	04240	Androscoggin	Call	Miss You Call	11/19/2017
Ferguson	REDLON & JOHNSON (Ferguson)	3 MIDDLE STREET	LEWISTON	ME	04240	Androscoggin	Call	Miss You Call	11/19/2017
Selco	Selco	61 Mill St	Auburn	ME	04210	Androscoggin	Call	Miss You Call	11/19/2017

**2017 Maine Site Visits**

Account	Location: Name	Street	City	State	Zip Code	County	Subject	Summary	Activity Date
AUBUCHON HARDWARE	Aubuchon Hardware #171	231 Northport Avenue #171	Belfast	ME	04915	Waldo	Site Visit	Site Visit	1/12/2017
Bangor Housing Authority	Bangor Housing Authority	161 Davis Road	Bangor	ME	04401	Penobscot	Site Visit	Site Visit	1/12/2017
Bell Simons	Bell Simons	75 Wymans Rd	Hancock	ME	04640	Hancock	Site Visit	Site Visit	1/12/2017
Calais Ace Homecenter	Calais Ace Homecenter	295 North Street	Calais	ME	04619	Washington	Site Visit	Site Visit	1/12/2017
F.W. Webb	F.W. WEBB CO.	67 TARGET INDUSTRIAL CIRCLE	BANGOR	ME	04401	Penobscot	Site Visit	Site Visit	1/12/2017
JL Huntley, Inc.	JL Huntley, Inc.	88 Dublin Street	Machias	ME	04654	Washington	Site Visit	Site Visit	1/12/2017
Mahe Heating Inc.	Mahe Heating Inc.	46 Acme Rd	Brewer	ME	04412	Penobscot	Site Visit	Site Visit	1/12/2017
Oliver's Heating and Plumbing	Oliver's Heating and Plumbing	230C Bomarc Road	Bangor	ME	04401	Penobscot	Site Visit	Site Visit	1/12/2017
Ferguson	REDLON & JOHNSON (Ferguson)	162 TARGET CIRCLE	BANGOR	ME	04401	Penobscot	Site Visit	Site Visit	1/12/2017
Sid Harvey	SID HARVEY INDUSTRIES	46 ACME ROAD	BREWER	ME	04412	Penobscot	Site Visit	Site Visit	1/12/2017
AUBUCHON HARDWARE	AUBUCHON HARDWARE	80 MOOSEHEAD TRAIL	NEWPORT	ME	04953	Penobscot	Site Visit	Site Visit	1/30/2017
Bangor Housing Authority	Bangor Housing Authority	161 Davis Road	Bangor	ME	04401	Penobscot	Site Visit	Site Visit	1/30/2017
LAPORTE LUMBER	LAPORTE LUMBER	22 PUSHARD LN.	GARDINER	ME	04345	Kennebec	Site Visit	Site Visit	1/30/2017
AUBUCHON HARDWARE	AUBUCHON HARDWARE	777 ROOSEVELT TRAIL	WINDHAM	ME	04062	Cumberland	Site Visit	Site Visit	3/6/2017
AUBUCHON HARDWARE	AUBUCHON HARDWARE #035	832 STEVENS AVE.	PORTLAND	ME	04103	Cumberland	Site Visit	Site Visit	3/6/2017
Bell Simons	BELL/SIMONS CO	373 Riverside Industrial Pkwy	PORTLAND	ME	04103	Cumberland	Site Visit	Site Visit	3/6/2017
Ferguson	Ferguson	172 St. John St.	Portland	ME	04102	Cumberland	Site Visit	Site Visit	3/6/2017
GRAINGER	GRAINGER	425 WARREN AVE	PORTLAND	ME	04103	Cumberland	Site Visit	Site Visit	3/6/2017
Mechanical Services, Inc.	Mechanical Services, Inc.	400 Presumpscot Street	Portland	ME	04103	Cumberland	Site Visit	Site Visit	3/6/2017
Sid Harvey	Sid Harvey Industries	160 St. John Street	PORTLAND	ME	04102	Cumberland	Site Visit	Site Visit	3/6/2017
The Granite Group	The Granite Group	147-15 ST. JOHN STREET	PORTLAND	ME	04102	Cumberland	Site Visit	Site Visit	3/6/2017
Webber Supply Inc.	Webber Supply Inc.	155 Rumery St.	South Portland	ME	04106	Cumberland	Site Visit	Site Visit	3/6/2017
AUBUCHON HARDWARE	AUBUCHON HARDWARE	777 ROOSEVELT TRAIL	WINDHAM	ME	04062	Cumberland	Site Visit	Site Visit	5/22/2017
AUBUCHON HARDWARE	AUBUCHON HARDWARE	499 ROOSEVELT TRAIL	Naples	ME	04055	Cumberland	Site Visit	Site Visit	5/22/2017
Bell Simons	BELL/SIMONS CO	103 RIVER ST.	SANFORD	ME	04073	York	Site Visit	Site Visit	5/22/2017
DOWNEAST ENERGY	DOWNEAST ENERGY	14 DEPOT STREET	KENNEBUNK	ME	04043	York	Site Visit	Site Visit	5/22/2017
Eldredge	Eldredge	627 US-1	York	ME	03909	York	Site Visit	Site Visit	5/22/2017
Garrett Pillsbury Plumbing and Heating	Garrett Pillsbury Plumbing and Heating	119 YORK STREET	KENNEBUNK	ME	04043	York	Site Visit	Site Visit	5/22/2017
Graybar Electric Company Inc.	Graybar Electric Company Inc.	29 W. Commercial St	Portland	ME	04101	Cumberland	Site Visit	Site Visit	5/22/2017
JOHNSTONE SUPPLY	JOHNSTONE SUPPLY CO	195 THATCHER STREET	BANGOR	ME	04401	Penobscot	Site Visit	Site Visit	5/22/2017
P & E Enterprises	P & E Enterprises	1540 Main St	SANFORD	ME	04073	York	Site Visit	Site Visit	5/22/2017
P. Gagnon & Son Inc.	P. Gagnon & Son Inc.	215 Main St	South Berwick	ME	03908	York	Site Visit	Site Visit	5/22/2017
Rockingham Electrical Supply	Rockingham Electrical Supply	35 Diamond Street	Portland	ME	04101	Cumberland	Site Visit	Site Visit	5/22/2017
S.W. COLLINS COMPANY	S.W. COLLINS COMPANY	57 BANGOR STREET, PO BOX 96	HOULTON	ME	04730	Aroostook	Site Visit	Site Visit	5/22/2017
The Granite Group	The Granite Group	147-15 ST. JOHN STREET	PORTLAND	ME	04102	Cumberland	Site Visit	Site Visit	5/22/2017
WESCO/Standard Electric Company	WESCO/Standard Electric Company	327 Marginal Way	Portland	ME	04101	Cumberland	Site Visit	Site Visit	5/22/2017
AUBUCHON HARDWARE	AUBUCHON HARDWARE	777 ROOSEVELT TRAIL	WINDHAM	ME	04062	Cumberland	Site Visit	Site Visit	5/29/2017
F.W. Webb	F.W. WEBB CO.	22 Merrill Drive	ROCKLAND	ME	04841	Knox	Site Visit	Site Visit	5/29/2017
Hancock Lumber (Closed)	Hancock Lumber (Closed)	158 Church Street	Brunswick	ME	04011	Cumberland	Site Visit	Site Visit	5/29/2017
LOUIS DOE INC.	LOUIS DOE INC.	92 MILLS RD.	NEWCASTLE	ME	04553	Lincoln	Site Visit	Site Visit	5/29/2017
Winsupply	Winsupply	28 Gordon Drive Rockland	Rockland	ME	04841	Knox	Site Visit	Site Visit	5/29/2017
AUBUCHON HARDWARE	AUBUCHON HARDWARE	777 ROOSEVELT TRAIL	WINDHAM	ME	04062	Cumberland	Site Visit	Site Visit	6/12/2017
Bell Simons	BELL/SIMONS CO	103 RIVER ST.	SANFORD	ME	04073	York	Site Visit	Site Visit	6/12/2017
Coastal Winair Division	Coastal Winair Division	27 Morin St	Biddeford	ME	04005	York	Site Visit	Site Visit	6/12/2017
Cook's Hardware	Cook's Hardware	57 Main Street	Gorham	ME	04038	Cumberland	Site Visit	Site Visit	6/12/2017
DEAD RIVER COMPANY	DEAD RIVER COMPANY	665 Elm Street	Biddeford	ME	04005	York	Site Visit	Site Visit	6/12/2017
F.W. Webb	F.W. WEBB CO.	22 Landry Street	Biddeford	ME	04005	York	Site Visit	Site Visit	6/12/2017
Ferguson	Ferguson	5 Sposedo Rd	Windham	ME	04062	Cumberland	Site Visit	Site Visit	6/12/2017
Gagnon Heating and Air Conditioning	Gagnon Heating and Air Conditioning	14 Seymour Drive	Bridgton	ME	04009	Cumberland	Site Visit	Site Visit	6/12/2017
JOHNSTONE SUPPLY	JOHNSTONE SUPPLY CO	195 THATCHER STREET	BANGOR	ME	04401	Penobscot	Site Visit	Site Visit	6/12/2017

**2017 Maine Site Visits**

PLUMMER'S HARDWARE	PLUMMER'S HARDWARE	241 PACKER FARM ROAD	BUXTON	ME	04093	York	Site Visit	Site Visit	6/12/2017
S. W. COLLINS CO	S. W. COLLINS CO	21 RICE STREET	PRESQUE ISLE	ME	04769	Aroostook	Site Visit	Site Visit	6/12/2017
THE PORTLAND GROUP	The Portland Group	91 Industrial Park Rd	Saco	ME	04072	York	Site Visit	Site Visit	6/12/2017
BANGOR PIPE & SUPPLY	BANGOR PIPE & SUPPLY	69 FARM RD	BANGOR	ME	04401	Penobscot	Site Visit	Site Visit	6/19/2017
Bell Simons	BELL/SIMONS CO	470 Odlin Rd	BANGOR	ME	04401	Penobscot	Site Visit	Site Visit	6/19/2017
Clark & Co Brewer (Bell/Simons Co)	Clark & Co Brewer (Bell/Simons Co)	212 WILSON ST.	BREWER	ME	04412	Penobscot	Site Visit	Site Visit	6/19/2017
DEAD RIVER COMPANY (Closed)	DEAD RIVER COMPANY (Closed)	103 South Main Street	Brewer	ME	04412	Penobscot	Site Visit	Site Visit	6/19/2017
Homans Associates	Homans Associates	68 Carey Circle	Hampden	ME	04444	Penobscot	Site Visit	Site Visit	6/19/2017
JOHNSTONE SUPPLY	JOHNSTONE SUPPLY CO	195 THATCHER STREET	BANGOR	ME	04401	Penobscot	Site Visit	Site Visit	6/19/2017
Mahe Heating Inc.	Mahe Heating Inc.	46 Acme Rd	Brewer	ME	04412	Penobscot	Site Visit	Site Visit	6/19/2017
Pensotti PNA Inc.	Pensotti PNA Inc.	34 Coffin Avenue	Brewer	ME	04412	Penobscot	Site Visit	Site Visit	6/19/2017
Sid Harvey	SID HARVEY INDUSTRIES	46 ACME ROAD	BREWER	ME	04412	Penobscot	Site Visit	Site Visit	6/19/2017
W. E. Aubuchon Company, Inc.	W. E. Aubuchon Company, Inc.	484 Wilson Street	Brewer	ME	04412	Penobscot	Site Visit	Site Visit	6/19/2017
WEBBER SUPPLY INC.	WEBBER SUPPLY INC.	32 Thatcher Street	Bangor	ME	04401	Penobscot	Site Visit	Site Visit	6/19/2017
WESCO/Standard Electric Company (Closed)	WESCO/Standard Electric Company (Closed)	80 Farm Rd	Bangor	ME	04401	Penobscot	Site Visit	Site Visit	6/19/2017
AUBUCHON HARDWARE	AUBUCHON HARDWARE	777 ROOSEVELT TRAIL	WINDHAM	ME	04062	Cumberland	Site Visit	Site Visit	7/3/2017
LAPOINTE LUMBER	LAPOINTE LUMBER	22 PUSHARD LN.	GARDINER	ME	04345	Kennebec	Site Visit	Site Visit	7/3/2017
Bell Simons	BELL/SIMONS CO	358 WASHINGTON ST N	AUBURN	ME	04210	Androscoggin	Site Visit	Site Visit	7/10/2017
DRILLEN TRUE VALUE	DRILLEN TRUE VALUE	1086 Sabattus Street	Lewiston	ME	04240	Androscoggin	Site Visit	Site Visit	7/10/2017
F.W. Webb	F.W. WEBB CO.	9 FORRESTAL STREET	LEWISTON	ME	04240	Androscoggin	Site Visit	Site Visit	7/10/2017
Ferguson	REDLON & JOHNSON (Ferguson)	3 MIDDLE STREET	LEWISTON	ME	04240	Androscoggin	Site Visit	Site Visit	7/10/2017
Selco	Selco	61 Mill St	Auburn	ME	04210	Androscoggin	Site Visit	Site Visit	7/10/2017
The Granite Group	The Granite Group	147-15 ST. JOHN STREET	PORTLAND	ME	04102	Cumberland	Site Visit	Site Visit	7/10/2017
A.E. ROBINSON OIL CO INC	A.E. ROBINSON OIL CO INC	1020 W. MAIN STREET	DOVER-FOXCROFT	ME	04426	Piscataquis	Site Visit	Site Visit	7/17/2017
DOVER TRUE VALUE	DOVER TRUE VALUE	69 EAST MAIN STREET	DOVER-FOXCROFT	ME	04426	Piscataquis	Site Visit	Site Visit	7/18/2017
FT Brown	FT Brown	106 Main St	Northeast Harbor	ME	04662	Hancock	Site Visit	Site Visit	7/20/2017
AUBUCHON HARDWARE	AUBUCHON HARDWARE	777 ROOSEVELT TRAIL	WINDHAM	ME	04062	Cumberland	Site Visit	Site Visit	7/21/2017
AUBUCHON HARDWARE	AUBUCHON HARDWARE	499 ROOSEVELT TRAIL	Naples	ME	04055	Cumberland	Site Visit	Site Visit	7/31/2017
DEAD RIVER COMPANY	Dead River Company	2385 Main St	Rangeley	ME	04970	Franklin	Site Visit	Site Visit	7/31/2017
DEAD RIVER COMPANY	Dead River Company	275 High St.	Farmington	ME	04938	Franklin	Site Visit	Site Visit	7/31/2017
DEAD RIVER COMPANY	DEAD RIVER COMPANY	33 Prospect Ave	Rumford	ME	04276	Oxford	Site Visit	Site Visit	7/31/2017
DEAD RIVER COMPANY	DEAD RIVER COMPANY	29 Bangor Street	Houlton	ME	04730	Aroostook	Site Visit	Site Visit	7/31/2017
DEAD RIVER COMPANY	DEAD RIVER COMPANY	131 MAIN ST	MADAWASKA	ME	04756	Aroostook	Site Visit	Site Visit	7/31/2017
JOHNSTONE SUPPLY	JOHNSTONE SUPPLY CO	195 THATCHER STREET	BANGOR	ME	04401	Penobscot	Site Visit	Site Visit	7/31/2017
W. E. Aubuchon Company, Inc.	W.E. Aubuchon Company, Inc.	65 Palmouth Street	Rumford	ME	04276	Oxford	Site Visit	Site Visit	7/31/2017
AUBUCHON HARDWARE	AUBUCHON HARDWARE	80 MOOSEHEAD TRAIL	NEWPORT	ME	04953	Penobscot	Site Visit	Site Visit	8/7/2017
BANGOR PIPE & SUPPLY	Bangor Pipe and Supply	55 FOSTER STREET	ELLSWORTH	ME	04605	Hancock	Site Visit	Site Visit	8/7/2017
Bell Simons	Bell Simons	75 Wymans Rd	Hancock	ME	04640	Hancock	Site Visit	Site Visit	8/7/2017
DEAD RIVER COMPANY	DEAD RIVER COMPANY	269 Water Street	ELLSWORTH	ME	04605	Hancock	Site Visit	Site Visit	8/7/2017
F.W. Webb	F.W. WEBB CO.	9 BUTTERMILK ROAD	Lamoine	ME	04605	Hancock	Site Visit	Site Visit	8/7/2017
S. W. COLLINS CO	S. W. COLLINS CO	21 RICE STREET	PRESQUE ISLE	ME	04769	Aroostook	Site Visit	Site Visit	8/7/2017
Calais Ace Homecenter	Calais Ace Homecenter	295 North Street	Calais	ME	04619	Washington	Site Visit	Site Visit	8/14/2017
JL Huntley, Inc.	JL Huntley, Inc.	88 Dublin Street	Machias	ME	04654	Washington	Site Visit	Site Visit	8/14/2017
Johnson True Value Hardware	Johnson True Value Hardware	188 North Street	Calais	ME	04619	Washington	Site Visit	Site Visit	8/14/2017
DEAD RIVER COMPANY	DEAD RIVER COMPANY	795 Central Street	MILLINOCKET	ME	04462	Penobscot	Site Visit	Site Visit	8/28/2017
S.W. Collins Company	S.W. Collins Company	302 West Broadway	Lincoln	ME	04457	Penobscot	Site Visit	Site Visit	8/28/2017
AUBUCHON HARDWARE	AUBUCHON HARDWARE #035	832 STEVENS AVE.	PORTLAND	ME	04103	Cumberland	Site Visit	Site Visit	9/18/2017
Bell Simons	BELL/SIMONS CO	373 Riverside Industrial Pkwy	PORTLAND	ME	04103	Cumberland	Site Visit	Site Visit	9/18/2017
GRAINGER	GRAINGER	425 WARREN AVE	PORTLAND	ME	04103	Cumberland	Site Visit	Site Visit	9/18/2017
MAINE ACE HARDWARE	MAINE ACE HARDWARE	274 SAINT JOHN ST.	PORTLAND	ME	04102	Cumberland	Site Visit	Site Visit	9/18/2017
Mechanical Services, Inc.	Mechanical Services, Inc.	400 Presumpscot Street	Portland	ME	04103	Cumberland	Site Visit	Site Visit	9/18/2017
NORTHERN BURNER SUPPLY CO. INC.	NORTHERN BURNER SUPPLY CO. INC.	185 WASHINGTON AVE.	PORTLAND	ME	04101	Cumberland	Site Visit	Site Visit	9/18/2017
Webber Supply Inc.	Webber Supply Inc.	155 Rumery St.	South Portland	ME	04106	Cumberland	Site Visit	Site Visit	9/18/2017

## 2017 Maine Site Visits

Richard P Waitz Plumb & Htg	Richard P Waitz Plumb & Htg	179 Presumpscot St	Portland	ME	04103	Cumberland	Site Visit	Site Visit	9/19/2017
F.W. Webb	F.W. WEBB	150 POSTAL SERVICE WAY	SOUTH PORTLAND	ME	04106	Cumberland	Site Visit	Site Visit	9/25/2017
GRAINGER	GRAINGER	425 WARREN AVE	PORTLAND	ME	04103	Cumberland	Site Visit	Site Visit	9/25/2017
JOHNSTONE SUPPLY	Johnstone Supply Company	7 Thomas Drive	Westbrook	ME	04102	Cumberland	Site Visit	Site Visit	9/25/2017
NORTHERN BURNER SUPPLY CO. INC.	NORTHERN BURNER SUPPLY CO. INC.	185 WASHINGTON AVE.	PORTLAND	ME	04101	Cumberland	Site Visit	Site Visit	9/25/2017
Sid Harvey	SID HARVEY INDUSTRIES	160 SAINT JOHN STREET	PORTLAND	ME	04102	Cumberland	Site Visit	Site Visit	9/25/2017
Town of Cape Elizabeth	Town of Cape Elizabeth	10 Cooper Dr	Elizabeth	ME	04107	Cumberland	Site Visit	Site Visit	9/25/2017
Town of Gray	Town of Gray	13 Seagull Drive	Gray	ME	04039	Cumberland	Site Visit	Site Visit	9/25/2017
WESCO/Standard Electric Company	WESCO/Standard Electric Company	327 Marginal Way	Portland	ME	04101	Cumberland	Site Visit	Site Visit	9/25/2017
Distributor Corporation	Distributor Corporation	4 Thomas Drive	Westbrook	ME	04092	Cumberland	Site Visit	Site Visit	9/29/2017
JOHNSON & JORDAN	JOHNSON & JORDAN	18 MUSSEY ROAD	SCARBOROUGH	ME	04074	Cumberland	Site Visit	Site Visit	9/29/2017
Ferguson	REDLON & JOHNSON (Ferguson)	9 Redlon Road,PO Box 730	Bath	ME	04530	Sagadahoc	Site Visit	Site Visit	9/29/2017
TOWN OF FREEPORT	TOWN OF FREEPORT	30 MAIN STREET	FREEPORT	ME	04032	Cumberland	Site Visit	Site Visit	9/29/2017
Town of Kennebunk	Town of Kennebunk	36 Sea Road	KENNEBUNK	ME	04043	York	Site Visit	Site Visit	9/29/2017
Town of Nobleboro	Town of Nobleboro	25 Transfer Station Drive	Nobleboro	ME	04555	Lincoln	Site Visit	Site Visit	9/29/2017
Town of Thomaston Transfer Station	Town of Thomaston Transfer Station	34 Buttermilk Dr	Thomaston	ME	04861	Knox	Site Visit	Site Visit	9/29/2017
TRANE	Trane Co.	860 Spring Street, Unit 1	Westbrook	ME	04092	Cumberland	Site Visit	Site Visit	9/29/2017
United Refrigeration	UNITED REFRIGERATION # 45	20 Thomas Drive	Westbrook	ME	04092	Cumberland	Site Visit	Site Visit	9/29/2017
Waldoboro	Waldoboro	863 N. Nobleboro Road	Waldoboro	ME	04572	Lincoln	Site Visit	Site Visit	9/29/2017
AUBUCHON HARDWARE	Aubuchon Hardware	10 Bangor Street	Augusta	ME	04330	Kennebec	Site Visit	Site Visit	10/11/2017
F.W. Webb	F.W. WEBB CO.	138 LEIGHTON ROAD	AUGUSTA	ME	04330	Kennebec	Site Visit	Site Visit	10/11/2017
LAPORTE LUMBER	Lapointe Lumber	2385 North Belfast Avenue	Augusta	ME	04330	Kennebec	Site Visit	Site Visit	10/11/2017
DEAD RIVER COMPANY	DEAD RIVER COMPANY	500 Kennedy Memorial Dr.	WATERVILLE	ME	04901	Kennebec	Site Visit	Site Visit	10/13/2017
Mechanic Falls HHW	Lewiston HHW	424 River Rd	Lewiston	ME	04240	Androscoggin	Site Visit	Site Visit	10/13/2017
Mechanic Falls HHW	Mechanic Falls HHW	Austin Road	Mechanic Falls	ME	04256	Androscoggin	Site Visit	Site Visit	10/13/2017
Mechanical Services, Inc.	Mechanical Services, Inc.	40 Gabriel Drive	Augusta	ME	04330	Kennebec	Site Visit	Site Visit	10/13/2017
MEMCO	MEMCO	102 Main Street	Jay	ME	04239	Franklin	Site Visit	Site Visit	10/13/2017
Minot HHW	Minot HHW	329 Woodman Hill Road	Minot	ME	04258	Androscoggin	Site Visit	Site Visit	10/13/2017
Naples Bulky Waste	Naples Bulky Waste	449 Leach Hill Road	Casco	ME	04015	Cumberland	Site Visit	Site Visit	10/13/2017
Rangeley Plantation	Rangeley Plantation	293 S. Shore Drive	Rangeley	ME	04970	Franklin	Site Visit	Site Visit	10/13/2017
Ferguson	REDLON & JOHNSON (Ferguson)	314 STATE STREET	AUGUSTA	ME	04330	Kennebec	Site Visit	Site Visit	10/13/2017
RJ Energy	RJ Energy	2184 North Belfast Ave	AUGUSTA	ME	04330	Kennebec	Site Visit	Site Visit	10/13/2017
ROCKINGHAM ELECTRIC COMPANY	Rockingham Electrical Supply	7 Mt. Vernon Ave	Augusta	ME	04330	Kennebec	Site Visit	Site Visit	10/13/2017
The Granite Group	The Granite Group	85 High Street	Oakland	ME	04963	Kennebec	Site Visit	Site Visit	10/13/2017
Town of Bethel	Town of Bethel	1069 Mayville Road	Bethel	ME	04217	Oxford	Site Visit	Site Visit	10/13/2017
Town of Buxton	Town of Buxton	185 Portland Road	Buxton	ME	04093	York	Site Visit	Site Visit	10/13/2017
Town of Rangeley	Town of Rangeley	15 School Street	Rangeley	ME	04970	Franklin	Site Visit	Site Visit	10/13/2017
Town of Wilton	Town of Wilton	211 Munson Road	Wilton	ME	04294	Franklin	Site Visit	Site Visit	10/13/2017
Webber Supply Inc.	Webber Supply Inc.	68 Darin Dr	Augusta	ME	04330	Kennebec	Site Visit	Site Visit	10/13/2017
Winslow Supply	Winslow Supply	567 Benton Avenue	Winslow	ME	04901	Kennebec	Site Visit	Site Visit	10/13/2017
Belfast Transfer Station	Belfast Transfer Station	32 Little River Drive	Belfast	ME	04915	Waldo	Site Visit	Site Visit	10/20/2017
Clinton HHW	Clinton HHW	27 Bakers Street	Clinton	ME	04927	Kennebec	Site Visit	Site Visit	10/20/2017
F.W. Webb	F.W. WEBB CO.	46 HEYWOOD ROAD	WINSLOW	ME	04901	Kennebec	Site Visit	Site Visit	10/20/2017
Town of Bowdoinham	Town of Bowdoinham	Old Post Road	Bowdoinham	ME	04008	Sagadahoc	Site Visit	Site Visit	10/20/2017
TOWN OF CHINA	TOWN OF CHINA	571 LAKEVIEW DRIVE	SOUTH CHINA	ME	04358	Kennebec	Site Visit	Site Visit	10/20/2017
TOWN OF MILFORD	TOWN OF MILFORD	62 Davenport St.	MILFORD	ME	04461	Penobscot	Site Visit	Site Visit	10/20/2017
TOWN OF WEST GARDINER	TOWN OF WEST GARDINER	318 SPEARS CORNER RD	WEST GARDINER	ME	04345	Kennebec	Site Visit	Site Visit	10/20/2017
University of Southern Maine	University of Southern Maine	25 Bedford St	Portland	ME	04101	Cumberland	Site Visit	Site Visit	10/20/2017
DOVER TRUE VALUE	DOVER TRUE VALUE	69 EAST MAIN STREET	DOVER-FOXCROFT	ME	04426	Piscataquis	Site Visit	Site Visit	10/27/2017
Town of Yarmouth	Town of Yarmouth	659 East Main Street	Yarmouth	ME	04096	Cumberland	Site Visit	Site Visit	10/27/2017
Calais Ace Homecenter	Calais Ace Homecenter	295 North Street	Calais	ME	04619	Washington	Site Visit	Site Visit	10/31/2017
Greenbush HHW	Greenbush HHW	132 Military Road	Greenbush	ME	04418	Penobscot	Site Visit	Site Visit	10/31/2017

## 2017 Maine Site Visits

Montville HHW	Montville HHW	414 Center Road	Montville	ME	04941	Waldo	Site Visit	Site Visit	10/31/2017
Pleasant River Solid Waste Disposal	Pleasant River Solid Waste Disposal	1340 US HIGHWAY 1	COLUMBIA FALLS	ME	04623	Washington	Site Visit	Site Visit	10/31/2017
Town of Belgrade	Town of Belgrade	1 Transfer Road	Belgrade	ME	04917	Kennebec	Site Visit	Site Visit	10/31/2017
Town of Buckfield Transfer Station	Town of Buckfield Transfer Station	114 Sumner Road	Buckfield	ME	04220	Oxford	Site Visit	Site Visit	10/31/2017
Town of Turner Recycling Station	Town of Turner Recycling Station	11 Turner Center Road	TURNER	ME	04282	Androscoggin	Site Visit	Site Visit	10/31/2017
AUBUCHON HARDWARE	AUBUCHON HARDWARE	485 KENNEDY MEMORIAL DRIVE	WATERVILLE	ME	04901	Kennebec	Site Visit	Site Visit	11/6/2017
Blakes Hardware	Blakes Hardware	46 Maine St	Oakland	ME	04963	Kennebec	Site Visit	Site Visit	11/6/2017
Daigle Oil Co	Daigle Oil Co	782 North Main Street	Presque Isle	ME	04769	Aroostook	Site Visit	Site Visit	11/6/2017
DEAD RIVER COMPANY	DEAD RIVER COMPANY	131 MAIN ST	MADAWASKA	ME	04756	Aroostook	Site Visit	Site Visit	11/6/2017
F.W. Webb	F.W. WEBB CO.	420 Main Street	CARIBOU	ME	04736	Aroostook	Site Visit	Site Visit	11/6/2017
Ferguson	REDLON & JOHNSON	79 INDUSTRIAL STREET	Presque Isle	ME	04769	Aroostook	Site Visit	Site Visit	11/6/2017
S. W. Collins	S. W. Collins	35 West Main Street	Fort Kent	ME	04743	Aroostook	Site Visit	Site Visit	11/6/2017
S. W. COLLINS CO	S. W. COLLINS CO	21 RICE STREET	PRESQUE ISLE	ME	04769	Aroostook	Site Visit	Site Visit	11/6/2017
S.W. Collins Company	S.W. Collins Company	6 WASHBURN ST.	Caribou	ME	04736	Aroostook	Site Visit	Site Visit	11/6/2017
Sid Harvey	SID HARVEY INDUSTRIES	77 INDUSTRIAL STREET	Presque Isle	ME	04769	Aroostook	Site Visit	Site Visit	11/6/2017
TOWNHOUSE SUPPLY DIV OF ANCO INC	TOWNHOUSE SUPPLY DIV OF ANCO INC	19 NORTH STREET	WATERVILLE	ME	04901	Kennebec	Site Visit	Site Visit	11/6/2017
COASTAL HARDWARE INC.	COASTAL HARDWARE INC.	914 ROUTE 1	YARMOUTH	ME	04096	Cumberland	Site Visit	Site Visit	11/20/2017
SPORTSMAN'S TRUE VALUE HARDWARE	SPORTSMAN'S TRUE VALUE HARDWARE	30 CENTRAL STREET	WESTBROOK	ME	04092	Cumberland	Site Visit	Site Visit	11/20/2017
F.W. Webb	F.W. WEBB CO.	67 TARGET INDUSTRIAL CIRCLE	BANGOR	ME	04401	Penobscot	Site Visit	Site Visit	11/27/2017
Mechanical Services, Inc.	Mechanical Services, Inc.	72 Freedom Parkway	Bangor	ME	04401	Penobscot	Site Visit	Site Visit	11/27/2017
Oliver's Heating and Plumbing	Oliver's Heating and Plumbing	230C Bomarc Road	Bangor	ME	04401	Penobscot	Site Visit	Site Visit	11/27/2017
Ferguson	REDLON & JOHNSON (Ferguson)	162 TARGET CIRCLE	BANGOR	ME	04401	Penobscot	Site Visit	Site Visit	11/27/2017

**Maine**  
**2017 Collection Location Summary Report**

Bin Bar Code	Location Type	Name	Street	City	State	Zip Code	Phone	Return Date	Number of Loose Switches	Number of Mercury Thermostats	Total Mercury Volume (lbs.)
M11750	HVAC Contractor	A PLUS PLUMBING & HTG INC.	209 PORTLAND ROAD	BRIDGTON	ME	04009	207-647-2029	12/28/2016	0	15	0.093
	HVAC Contractor	A.E. ROBINSON OIL CO INC	1020 W. MAIN STREET	DOVER-FOXCROFT	ME	04426	207-564-8131				
	Retailer	Ace Hardware (Dunstan)	636 US Rte 1	Scarborough	ME	04074					
	Retailer	ACE HARDWARE		BATH	ME	04530					
	Retailer	AMES SUPPLY TRUE VALUE	447 BATH RD.	WISCASSET	ME	04578	207-882-7710				
M13555	Retailer	AMES SUPPLY TRUE VALUE	447 BATH RD.	WISCASSET	ME	04578	207-882-7710	11/1/2017	0	102	0.6572
	Retailer	ANCO INC HOULE'S PLB/HTG	19 NORTH STREET	WATERVILLE	ME	04901	201-872-6762				
	Wholesaler	ATLAS SUPPLY CORP.		LEWISTON	ME	04240					
	Retailer	Aubuchon Hardware	10 Bangor Street	Augusta	ME	04330	207-623-9844				
	Retailer	AUBUCHON HARDWARE	21 WASHINGTON STREET	BANGOR	ME	04401	207 287-7703				
	Retailer	AUBUCHON HARDWARE	400 NARRAGANSETT TRAIL	BUXTON	ME	04093	207-929-4256				
	Retailer	AUBUCHON HARDWARE	361 WILTON RD	FARMINGTON	ME	04938	207-778-5682				
M16721	Retailer	AUBUCHON HARDWARE	361 WILTON RD	FARMINGTON	ME	04938	207-778-5682	5/9/2017	1	28	0.2294
M13558	Retailer	AUBUCHON HARDWARE	361 WILTON RD	FARMINGTON	ME	04938	207-778-5682	5/9/2017	0	50	0.31
	Retailer	Aubuchon Hardware	245 W. Broadway	Lincoln	ME	04457	207-794-6023				
	Retailer	AUBUCHON HARDWARE	499 ROOSEVELT TRAIL	NAPLES	ME	04055	207 287-7703				
	Retailer	AUBUCHON HARDWARE	80 MOOSEHEAD TRAIL	NEWPORT	ME	04953	207-368-5226				
	Retailer	AUBUCHON HARDWARE	486 STILLWATER AVE.	OLD TOWN	ME	04468	207-827-7972				
M13685	Retailer	AUBUCHON HARDWARE	486 STILLWATER AVE.	OLD TOWN	ME	04468	207-827-7972	1/26/2017	0	56	0.3472
	Retailer	Aubuchon Hardware		SANFORD	ME	04073					
	Retailer	AUBUCHON HARDWARE	9 Commercial St	Skowhegan	ME	04976	207-474-9489				
			485 KENNEDY MEMORIAL DRIVE	WATERVILLE	ME	04901	207-873-3800	7/10/2017	0	71	0.4526
	Retailer	AUBUCHON HARDWARE	485 KENNEDY MEMORIAL DRIVE	WATERVILLE	ME	04901	207-873-3800				
M11859	Retailer	AUBUCHON HARDWARE	485 KENNEDY MEMORIAL DRIVE	WATERVILLE	ME	04901	207-873-3800	12/19/2016	0	59	0.3658
M11859	Retailer	AUBUCHON HARDWARE	485 KENNEDY MEMORIAL DRIVE	WATERVILLE	ME	04901	207-873-3800	10/27/2017	0	46	0.2976
	Retailer	AUBUCHON HARDWARE	1165 POST ROAD	WELLS	ME	04090	207 287-7703				
M13547	Retailer	AUBUCHON HARDWARE	1165 POST ROAD	WELLS	ME	04090	207 287-7703	10/5/2017	0	51	0.3162
	Retailer	AUBUCHON HARDWARE	777 ROOSEVELT TRAIL	WINDHAM	ME	04062	207 287-7703				
M13559	Retailer	AUBUCHON HARDWARE	777 ROOSEVELT TRAIL	WINDHAM	ME	04062	207 287-7703	5/26/2017	0	43	0.2852
	Retailer	AUBUCHON HARDWARE # 128	691 MAIN STREET	LEWISTON	ME	04240	207-782-1794				
	Retailer	Aubuchon Hardware #016	138 Main Street	Norway	ME	04268	207-743-5072				
	Retailer	AUBUCHON HARDWARE #035	832 STEVENS AVE.	PORTLAND	ME	04103	207-871-0383				
	Retailer	AUBUCHON HARDWARE #095	640 Main Street	Springvale	ME	04083	207 287-7703				
	Retailer	AUBUCHON HARDWARE #097	572 LISBON STREET	LISBON FALLS	ME	04252	207 287-7703				
	Retailer	AUBUCHON HARDWARE #106	245 WEST BROADWAY	LINCOLN	ME	04457	207 287-7703				
	Retailer	Aubuchon Hardware #135	499 Roosevelt Trail	Naples	ME	04055	207-693-3343				
	Retailer	Aubuchon Hardware #171	231 Northport Avenue #171	Belfast	ME	04915	207-338-1334				
	Retailer	AUBUCHON HARDWARE (closed)	1243 ROOSEVELT TRAIL	RAYMOND	ME	04071	207 287-7703				
	HVAC Contractor	Bangor Housing Authority	161 Davis Road	Bangor	ME	04401	207-942-6365				
	Wholesaler	BANGOR PIPE & SUPPLY	69 FARM RD	BANGOR	ME	04401	207-942-1200				

**Maine**  
**2017 Collection Location Summary Report**

M13662	Wholesaler	BANGOR PIPE & SUPPLY	69 FARM ROAD	BANGOR	ME	04401		3/8/2017	0	11	0.0682
	Wholesaler	Bangor Pipe and Supply	55 FOSTER STREET	ELLSWORTH	ME	04605	207-667-5346				
	Wholesaler	BANGOR PIPE SUPPLY INC	69 FARM ROAD	BANGOR	ME	04401	207-942-1200				
	HHW	Belfast Transfer Station	32 Little River Drive	Belfast	ME	04915	207-338-1817				
M13565	HHW	Belfast Transfer Station	32 Little River Drive	Belfast	ME	04915	207-338-1817	10/20/2017	0	18	0.1116
	Wholesaler	Bell / Simons Co	58 Airport Rd	WATERVILLE	ME	04901	207-873-1107				
	Wholesaler	Bell / Simons Co	56 Airport Rd	WATERVILLE	ME	04901	207-873-1107				
	Wholesaler	Bell Simons	75 Wymans Rd	Hancock	ME	04640	(207) 664-1904				
M11864	Wholesaler	BELL SIMONS CO.	56 AIRPORT RD.	WATERVILLE	ME	04901	(207) 873-1107	4/19/2017	0	93	0.6696
	Wholesaler	BELL SIMONS CO.	56 AIRPORT RD.	WATERVILLE	ME	04901	(207) 873-1107				
M13640	Wholesaler	BELL SIMONS CO.	56 AIRPORT RD.	WATERVILLE	ME	04901	(207) 873-1107	4/17/2017	0	48	0.2976
	Wholesaler	BELL/SIMONS CO	358 WASHINGTON ST NORTH	AUBURN	ME	04210	207-786-0381				
M11839	Wholesaler	BELL/SIMONS CO	62 ACADEMY STREET	AUBURN	ME	04210	207-786-0129	5/4/2017	5	97	0.6882
	Wholesaler	BELL/SIMONS CO	358 WASHINGTON ST N	Auburn	ME	04210	207-786-0381				
	Wholesaler	BELL/SIMONS CO	62 ACADEMY STREET	AUBURN	ME	04210	207-786-0129				
	Wholesaler	BELL/SIMONS CO	470 Odlin Rd	BANGOR	ME	04401	2079473810				
M13245	Wholesaler	BELL/SIMONS CO	470 ODLIN ROAD	BANGOR	ME	04401	207-947-3810	11/17/2017	0	6	0.0372
	Wholesaler	BELL/SIMONS CO	29 Landry Street	Biddeford	ME	04005	207-284-5975				
			373 Riverside Industrial								
	Wholesaler	BELL/SIMONS CO		PORTLAND	ME	04103	207-797-8152				
	Wholesaler	BELL/SIMONS CO	103 RIVER ST.	SANFORD	ME	04073	207-284-5975				
	Retailer	Blakes Hardware	46 Maine St	Oakland	ME	04963	(207) 465-2576				
	HHW	Blue Hill Transfer Station	885 Ellsworth Road	Blue Hill	ME	04614	207-374-5458				
	Retailer	Bond Brothers Lumber	132 Waldoboro Road	Jefferson	ME	04348					
	HHW	Bristol HHW	PO Box 147	Bristol	ME	04539					
M13692	Retailer	Calais Ace Homecenter	295 North Street	Calais	ME	04619		8/23/2017	0	3	0.0186
	Retailer	Calais Ace Homecenter	295 North Street	Calais	ME	04619					
	HHW	Calais HHW	Transfer Road	Calais	ME	04619					
	Wholesaler	Campbell's Agway True Value	398 Madison Ave	Skowhegan	ME	4976					
	Wholesaler	Campbells' True Value	66 Main St.	Madison	ME	4950					
		Campbell's True Value -									
	Wholesaler	Winslow	30 Garland Road	Winslow	ME	4901					
	Retailer	Champagne True Value	5 Champagne Drive	Jackman	ME	04945					
			75 MARKET STREET SUITE								
	Other	CHRIS KAST	203	PORTLAND	ME	04101					
	HHW	City of Eastport	22 Washington St.	Eastport	ME	04631	(207) 853-2300				
	Wholesaler	Clark & Co Brewer (Bell/Simons Co)	212 WILSON ST.	BREWER	ME	04412	207-989-4539				
		Clark & Co Brewer (Bell/Simons Co)	212 WILSON ST.	BREWER	ME	04412	207-989-4539				
M11820	Wholesaler	Clinton HHW	27 Bakers Street	Clinton	ME	04927		2/9/2017	0	20	0.124
	Retailer	Coast Country Store-CLOSED	2 Cascade Road	Old Orchard Beach	ME	04064					
	Retailer	COASTAL HARDWARE INC.	914 ROUTE 1	YARMOUTH	ME	04096	207-846-3861				
M13639	Retailer	COASTAL HARDWARE INC.	914 ROUTE 1	YARMOUTH	ME	04096	207-846-3861	11/20/2017	0	24	0.1488
	Wholesaler	Coastal Winair Division	27 Morin St	Biddeford	ME	04005	207-284-2406				
M12434	Retailer	Cook's Hardware	57 Main Street	Gorham	ME	04038	207-839-4856	12/19/2017	0	16	0.0992
	Wholesaler	Custom Climate Control	238 Shaker Hill Rd	Alfred	ME	04002	207-490-0044				
	HVAC Contractor	Daigle Oil Co	782 North Main Street	Presque Isle	ME	04769	207 287-7703				
	Retailer	Damariscotta Hardware	423 Main Street	Damariscotta	ME	04543	207-563-3248				
	HVAC Contractor	DEAD RIVER (Closed)	103 SOUTH MAIN	BREWER	ME	04412					
	HVAC Contractor	DEAD RIVER COMPANY	665 Elm Street	Biddeford	ME	04005	(207) 283-1404				
M11830	HVAC Contractor	DEAD RIVER COMPANY	665 Elm Street	Biddeford	ME	04005	(207) 283-1404	6/29/2017	0	12	0.0744
	HVAC Contractor	DEAD RIVER COMPANY	269 Water Street	ELLSWORTH	ME	04605	207-667-4681				
	HVAC Contractor	Dead River Company	275 High St.	Farmington	ME	04938					
	HVAC Contractor	Dead River Company	21 Water Street	Hallowell	ME	04347					
	HVAC Contractor	DEAD RIVER COMPANY	29 Bangor Street	Houlton	ME	04730	207-532-2283				
	HVAC Contractor	DEAD RIVER COMPANY	131 MAIN ST	MADAWASKA	ME	04756	207-728-6307				

**Maine**  
**2017 Collection Location Summary Report**

M11841	HVAC Contractor	DEAD RIVER COMPANY	131 MAIN ST	MADAWASKA	ME	04756	207-728-6307	1/26/2017	0	19	0.1178
	HVAC Contractor	DEAD RIVER COMPANY	795 Central Street	MILLINOCKET	ME	04462	207-723-5151				
	HVAC Contractor	Dead River Company	2385 Main St	Rangeley	ME	04970					
M13656	HVAC Contractor	DEAD RIVER COMPANY	33 Prospect Ave	Rumford	ME	04276	207-364-3751	8/3/2017	0	58	0.372
	HVAC Contractor	DEAD RIVER COMPANY	33 Prospect Ave	Rumford	ME	04276	207-364-3751				
	HVAC Contractor	DEAD RIVER COMPANY	500 Kennedy Memorial Dr.	WATERVILLE	ME	04901	207-873-5115				
	HVAC Contractor	DEAD RIVER COMPANY (Closed)	103 South Main Street	Brewer	ME	04412	207-989-2770				
	HVAC Contractor	DEAD RIVER COMPANY (Closed)	2 Industrial Parkway	Brunswick	ME	04011	207-729-6688				
	HHW	DENMARK TRANSFER STATION	62 EAST MAIN ST	Denmark	ME	04022					
	HHW	Denmark Transfer Station	37 Hancock Pond Road	Denmark	ME	04022	(207) 452-2987				
M13226	HHW	Denmark Transfer Station	37 Hancock Pond Road	Denmark	ME	04022	(207) 452-2987	4/24/2017	0	9	0.093
	Wholesaler	Distributor Corporation	4 Thomas Drive	Westbrook	ME	04092					
	Wholesaler	DISTRIBUTOR CORPORATION	4 THOMAS DRIVE, UNIT 1	WESTBROOK	ME	04092	207-828-4431				
	HVAC Contractor	Dog House Energy Services	48 Ringrose Road	Freeport	ME	04032	207-865-0989				
M13556	Retailer	DOVER TRUE VALUE	69 EAST MAIN STREET	DOVER-FOXCROFT	ME	04426	207-564-2274	6/20/2017	0	10	0.062
	HHW	Dover-Foxcroft Transfer Station	Landfill Road	Dover Foxcroft	ME	04426	207-564-7940				
	HVAC Contractor	DOWNEAST ENERGY	14 DEPOT STREET	KENNEBUNK	ME	04043	207-467-2619				
M11255	HVAC Contractor	DOWNEAST ENERGY	14 DEPOT STREET	KENNEBUNK	ME	04043	207-467-2619	5/26/2017	0	19	0.1178
M14302	HVAC Contractor	DOWNEAST ENERGY	14 DEPOT STREET	KENNEBUNK	ME	04043	207-467-2619	3/14/2017	0	34	0.2108
	HHW	Dresden HHW	P.O. Box 30	Dresden	ME	04342					
M13549	Retailer	DRILLEN TRUE VALUE	1086 Sabattus Street	Lewiston	ME	04240	207-783-4600	7/18/2017	0	10	0.062
	Retailer	DRILLEN TRUE VALUE	460 COTTAGE ROAD	SOUTH PORTLAND	ME	04106					
	Retailer	DUPUIS HARDWARE	2 SPRUCE STREET	BIDDEFORD	ME	04005	207-284-8702				
	Wholesaler	E.L. Spear Inc.	10 Payne Avenue	Rockland	ME	04841					
	Wholesaler	E.L. Spear, Inc.	10 Payne Avenue	Rockland	ME	04841					
	Retailer	ECOMAINE	64 BLUEBERRY ROAD	PORTLAND	ME	04102	207-773-1738				
M17369	Retailer	ECOMAINE	64 BLUEBERRY ROAD	PORTLAND	ME	04102	207-773-1738	12/21/2017	3	102	0.7812
M17369	Retailer	ECOMAINE	64 BLUEBERRY ROAD	PORTLAND	ME	04102	207-773-1738	12/19/2016	0	79	0.6944
M17370	Retailer	ECOMAINE	64 BLUEBERRY ROAD	PORTLAND	ME	04102	207-773-1738	1/13/2017	0	69	0.5828
M17370	Retailer	ECOMAINE	64 BLUEBERRY ROAD	PORTLAND	ME	04102	207-773-1738	7/27/2017	0	88	0.5766
	Retailer	Eldredge	627 US-1	York	ME	03909					
G12852	HHW	ENVIRONMENTAL PROJECTS INC.	664 WASHINGTON STREET N.	AUBURN	ME	04210		3/10/2017	0	113	0.7068
M14195	HHW	ENVIRONMENTAL PROJECTS INC.	664 WASHINGTON STREET	AUBURN	ME	04210	207-786-7390	7/25/2017	0	0	0
	HHW	ENVIRONMENTAL PROJECTS INC.	664 WASHINGTON STREET N.	AUBURN	ME	04210					
	HHW	ENVIRONMENTAL PROTECTION	17 STATE HOUSE STATION	AUGUSTA	ME	04333	(207) 314-3357				
	Wholesaler	F W WEBB		BATH	ME	04530					
M13548	Wholesaler	F.W. WEBB	150 POSTAL SERVICE WAY	SOUTH PORTLAND	ME	04106	207-772-8364	7/18/2017	0	46	0.496
M13684	Wholesaler	F.W. WEBB	150 POSTAL SERVICE WAY	SOUTH PORTLAND	ME	04106	207-772-8364	9/26/2017	0	3	0.0248
	Wholesaler	F.W. WEBB	150 POSTAL SERVICE WAY	SOUTH PORTLAND	ME	04106	207-772-8364				
	Wholesaler	F.W. Webb	6 Bull Rock Bridge Road	West Bath	ME	04530	207-442-7990				
M18092	Wholesaler	F.W. Webb	6 Bull Rock Bridge Road	West Bath	ME	04530	207-442-7990	7/12/2017	0	40	0.248
M13610	Wholesaler	F.W. Webb	3 Danielle Drive	Windham	ME	04062	207-892-5504	5/15/2017	0	26	0.1674
	Wholesaler	F.W. Webb	3 Danielle Drive	Windham	ME	04062	207-892-5504				
M11835	Wholesaler	F.W. WEBB CO.	138 LEIGHTON ROAD	AUGUSTA	ME	04330	207-623-2521	1/16/2017	0	44	0.2852
M11835	Wholesaler	F.W. WEBB CO.	138 LEIGHTON ROAD	AUGUSTA	ME	04330	207-623-2521	6/22/2017	0	22	0.1488
M11900	Wholesaler	F.W. WEBB CO.	138 LEIGHTON ROAD	AUGUSTA	ME	04330	207-623-2521	5/12/2017	0	20	0.2294

**Maine**  
**2017 Collection Location Summary Report**

	Wholesaler	F.W. WEBB CO.	138 LEIGHTON ROAD	AUGUSTA	ME	04330	207-623-2521			
	Wholesaler	F.W. WEBB CO.	67 TARGET INDUSTRIAL CIRCLE	BANGOR	ME	04401	207-947-6905			
M11813	Wholesaler	F.W. WEBB CO.	22 Landry Street	Biddeford	ME	04005	207-282-7558	6/21/2017	0	71 0.5084
	Wholesaler	F.W. WEBB CO.	22 Landry Street	Biddeford	ME	04005	207-282-7558			
M11812	Wholesaler	F.W. WEBB CO.	420 Main Street	CARIBOU	ME	04736	207-498-2526	10/30/2017	0	17 0.1054
	Wholesaler	F.W. WEBB CO.	420 Main Street	CARIBOU	ME	04736	207-498-2526			
M13641	Wholesaler	F.W. WEBB CO.	9 BUTTERMILK ROAD	Lamoine	ME	04605	207-667-9322	1/24/2017	0	113 0.713
	Wholesaler	F.W. WEBB CO.	9 BUTTERMILK ROAD	Lamoine	ME	04605	207-667-9322			
M13580	Wholesaler	F.W. WEBB CO.	9 FORRESTAL STREET	LEWISTON	ME	04240	207-784-4575	3/15/2017	0	56 0.3472
M13580	Wholesaler	F.W. WEBB CO.	9 FORRESTAL STREET	LEWISTON	ME	04240	207-784-4575	2/9/2017	0	41 0.279
M11056	Wholesaler	F.W. WEBB CO.	9 FORRESTAL STREET	LEWISTON	ME	04240	207-784-4575	12/4/2017	2	14 0.0992
M11056	Wholesaler	F.W. WEBB CO.	9 FORRESTAL STREET	LEWISTON	ME	04240	207-784-4575	2/9/2017	1	66 0.4216
	Wholesaler	F.W. WEBB CO.	9 FORRESTAL STREET	LEWISTON	ME	04240	207-784-4575			
M10506	Wholesaler	F.W. WEBB CO.	22 Merrill Drive	ROCKLAND	ME	04841	207-594-6200	6/9/2017	0	25 0.155
	Wholesaler	F.W. WEBB CO.	22 Merrill Drive	ROCKLAND	ME	04841	207-594-6200			
	Wholesaler	F.W. WEBB CO.	150 POSTAL SERVICE WAY	SOUTH PORTLAND	ME	04106	207-772-8364			
	Wholesaler	F.W. WEBB CO.	46 HEYWOOD ROAD	WINSLOW	ME	04901	207-872-5522			
	Wholesaler	F.W. WEBB CO. (Closed)	210 PEARL STREET	PORTLAND	ME	04104	207-772-8364			
M13068	HHW	FALMOUTH PUBLIC WORKS	101 WOODS RD	FALMOUTH	ME	04105		3/31/2017	0	18 0.1116
	HHW	FALMOUTH PUBLIC WORKS	101 WOODS RD	FALMOUTH	ME	04105				
	Retailer	FARMINGTON FARMERS UNION		FARMINGTON	ME	04938-5806				
	Retailer	FARMINGTON FARMERS UNION		FARMINGTON	ME	04938				
	Wholesaler	Ferguson	172 St. John St.	Portland	ME	04102				
	Wholesaler	Ferguson	77 Industrial St	Presque Isle	ME	4769				
	Wholesaler	Ferguson	5 Sposedo Rd	Windham	ME	04062				
	Retailer	FT Brown	106 Main St	Northeast Harbor	ME	04662	(207) 276-3329			
M13587	HVAC Contractor	Gagnon Heating and Air Conditioning	14 Seymour Drive	Bridgton	ME	04009	207-647-8782	3/6/2017	0	14 0.0868
	HVAC Contractor	Garrett Pillsbury Plumbing and Heating	119 YORK STREET	KENNEBUNK	ME	04043	207-985-2130			
M13578	HVAC Contractor	Garrett Pillsbury Plumbing and Heating	119 YORK STREET	KENNEBUNK	ME	04043	207-985-2130	5/26/2017	0	7 0.0434
	Wholesaler	General Electric	211 Pearl Street	PORTLAND	ME	04102	207-772-3568			
	Retailer	GOSLINE'S HARDWARE	563 MAINE AVE	FARMINGDALE	ME	04344	(207) 582-1900			
M13592	Retailer	GOSLINE'S HARDWARE	563 MAINE AVE	FARMINGDALE	ME	04344	(207) 582-1900	6/21/2017	0	6 0.0372
	Wholesaler	GRAINGER	425 WARREN AVE	PORTLAND	ME	04103	207-797-7693			
M13605	Wholesaler	GRAINGER	425 WARREN AVE	PORTLAND	ME	04103	207-797-7693	11/17/2017	0	14 0.0868
M13605	Wholesaler	GRAINGER	425 WARREN AVE	PORTLAND	ME	04103	207-797-7693	1/26/2017	0	1 0.0062
M11800	Wholesaler	GRAINGER	425 WARREN AVE	PORTLAND	ME	04103	207-797-7693	10/24/2017	0	2 0.0124
	Wholesaler	Graybar Electric Company Inc.	29 W. Commercal St	Portland	ME	04101	207-773-1766			
	HHW	Greenbush HHW	132 Military Road	Greenbush	ME	04418				
	Retailer	Hancock Lumber	302 Upper Main Street	Damariscotta	ME	04543				
	Retailer	Hancock Lumber (Closed)	158 Church Street	Brunswick	ME	04011	207 287-7703			
	Wholesaler	Homans Associates	68 Carey Circle	Hampden	ME	04444	207-945-6405			
	Wholesaler	Homans Associates	111C Pine Tree Industrial Parkway	PORTLAND	ME	04103	(207) 874-9500			
M11879	Wholesaler	Homans Associates	111C Pine Tree Industrial Parkway	PORTLAND	ME	04103	(207) 874-9500	6/28/2017	0	12 0.0744
	Retailer	Home Design Center-CLOSED	930 Stillwater Avenue	Bangor	ME	04401				
M11803	HVAC Contractor	JL Huntley, Inc.	88 Dublin Street	Machias	ME	04654	(207) 255-8033	7/5/2017	0	15 0.0992
	HVAC Contractor	JOHNSON & JORDAN	18 MUSSEY ROAD	SCARBOROUGH	ME	04074	207-883-8345			
M13686	Retailer	Johnson True Value Hardware	188 North Street	Calais	ME	04619		8/23/2017	0	3 0.0186

**Maine**  
**2017 Collection Location Summary Report**

	Retailer	Johnson True Value Hardware	188 North Street	Calais	ME	04619				
	Wholesaler	Johnstone Supply		PORTLAND	ME	04102				
	Wholesaler	JOHNSTONE SUPPLY CO	195 THATCHER STREET	BANGOR	ME	04401	207 287-7703			
	Wholesaler	JOHNSTONE SUPPLY CO	195 THATCHER ST.	BANGOR	ME	04401	207-942-0293			
M13586	Wholesaler	JOHNSTONE SUPPLY CO	195 THATCHER ST.	BANGOR	ME	04401	207-942-0293	11/27/2017	2	21 0.2108
	Wholesaler	Johnstone Supply Company	7 Thomas Drive	Westbrook	ME	04102	207-321-2224			
	Retailer	K & G Hardware	65 Main Street	Richmond	ME	04357				
M19207	HHW	Kennebec Valley COG	17 Main Street	Fairfield	ME	04937	207-453-4258	7/24/2017	0	0 0
	Retailer	Lapointe Lumber	2385 North Belfast Avenue	Augusta	ME	04330				
M10787	Retailer	LAPOINTE LUMBER	22 PUSHARD LN.	GARDINER	ME	04345	207-942-7361	11/16/2017	0	5 0.031
	Wholesaler	Lapointe Lumber - Augustus	2385 North Belfast Avenue	Augustus	ME	4330				
	HHW	Lewiston HHW	424 River Rd	Lewiston	ME	04240				
	HHW	LIMERICK TRANSFER STATION	55 WASHINGTON ST	LIMERICK	ME	04048	207 287-7703			
M13255	HHW	LIMERICK TRANSFER STATION	55 WASHINGTON ST	LIMERICK	ME	04048	207 287-7703	4/25/2017	0	3 0.0186
M13546	Retailer	LOUIS DOE INC.	92 MILLS RD.	NEWCASTLE	ME	04553	(207) 563-5442	6/6/2017	0	6 0.0372
	HVAC Contractor	Maher Heating Inc.	46 Acme Rd	Brewer	ME	04412	(207) 989-3056			
	HVAC Contractor	Maher Heating Inc.	44 Cedar Breeze South	Glenburn	ME	04401	207-989-3056			
	Retailer	MAINE ACE HARDWARE	274 SAINT JOHN ST.	PORTLAND	ME	04102	207-773-5604			
M13658	Retailer	MAINE ACE HARDWARE	274 SAINT JOHN ST.	PORTLAND	ME	04102	207-773-5604	12/20/2016	0	151 0.9362
M13658	Retailer	MAINE ACE HARDWARE	274 SAINT JOHN ST.	PORTLAND	ME	04102	207-773-5604	9/25/2017	0	97 0.6014
	Other	Maine Department of Environmental Protection	28 Tyson Dr.	Augusta	ME	04333	(207) 314-3357			
M13636	Other	Maine Department of Environmental Protection	28 Tyson Dr.	Augusta	ME	04333	(207) 314-3357	11/14/2017	0	13 0.2914
	Retailer	MAINE HARDWARE	274 SAINT JOHN ST.	PORTLAND	ME	04102	207-773-5604			
	Other	Maine Homeowner Bin	17 State House Station	Augusta	ME	04330				
	Other	Maine Homeowner Bin		CAMDEN	ME	04843				
	Other	Maine Homeowner Bin		CUMBERLAND FORESIDE	ME	04110				
	Other	Maine Homeowner Bin		CUSHING	ME	04563				
	Other	Maine Homeowner Bin		GORHAM	ME	04038				
	Other	Maine Homeowner Bin		GRAY	ME	04039				
	Other	Maine Homeowner Bin		LEWISTON	ME	042-40-5319				
	Other	Maine Homeowner Bin		NORRIDGEWOCK	ME	04957				
	Other	Maine Homeowner Bin		SEDGEWICK	ME	04676				
	Other	Maine Homeowner Bin		UNITY	ME	04988				
	Other	Maine Homeowner Bin		WAYNE	ME	04284				
	Other	Maine Homeowner Bin		WESTBROOK	ME	04092				
	Other	Maine Homeowner Bin			ME	00013				
	Other	Maine Homeowner Bin			ME	00000				
	HHW	Mechanic Falls HHW	Austin Road	Mechanic Falls	ME	04256				
M13635	HVAC Contractor	Mechanical Services, Inc.	40 Gabriel Drive	Augusta	ME	04330	207-626-0822	10/13/2017	0	4 0.0248
M13661	HVAC Contractor	Mechanical Services, Inc.	72 Freedom Parkway	Bangor	ME	04401	207-947-6250	12/5/2017	0	6 0.0372
	HVAC Contractor	Mechanical Services, Inc.	72 Freedom Parkway	Bangor	ME	04401	207-947-6250			
M13649	HVAC Contractor	Mechanical Services, Inc.	400 Presumpscot Street	Portland	ME	04103	207-774-1531	9/22/2017	0	56 0.3472
M13568	HVAC Contractor	Mechanical Services, Inc.	400 Presumpscot Street	Portland	ME	04103	207-774-1531	3/10/2017	0	9 0.0682
	HVAC Contractor	Mechanical Services, Inc.	400 Presumpscot Street	Portland	ME	04103	207-774-1531			
	Wholesaler	MEMCO	102 Main Street	Jay	ME	04239	207-897-4100			
	Wholesaler	MEMCO	102 MAIN ST	JAY	ME	04239	207-897-4100			
	HHW	Mid Maine SWA	Recycling Center Town Line Road	Corinna	ME	04928				
	HHW	Mid-Coast Solid Waste Corp.	PO BOX 1016	Rockport	ME	04856	(207) 236-2467			
	HHW	Minot HHW	329 Woodman Hill Road	Minot	ME	04258				
	HHW	Monmouth Transfer Station	75 Academy Road	Monmouth	ME	04259	207-933-2650			
	HHW	Montville HHW	414 Center Road	Montville	ME	04941				

**Maine**  
**2017 Collection Location Summary Report**

	Wholesaler	Moscone Bantam Boiler	360 Bates St	MILLINOCKET	ME	04462	207-723-8595				
	HHW	Naples Bulky Waste	449 Leach Hill Road	Casco	ME	04015					
	Wholesaler	NORTHERN BURNER SUPPLY CO. INC.	185 WASHINGTON AVE.	PORTLAND	ME	04101	207-773-6541				
	Retailer	OAKHILL HARDWARE	29 GORHAM RD.	SCARBOROUGH	ME	04074					
	Retailer	OAKHILL HARDWARE	29 GORHAM RD PO BOX 670	SCARBOROUGH	ME	04074	207-883-5058				
M13570	Retailer	OAKHILL HARDWARE	29 GORHAM RD PO BOX 670	SCARBOROUGH	ME	04074	207-883-5058	10/18/2017	0	21	0.1302
M13609	Retailer	OAKHILL HARDWARE	29 GORHAM RD PO BOX 670	SCARBOROUGH	ME	04074	207-883-5058	1/27/2017	0	18	0.1116
	HHW	Oakland Transfer Station	Town Farm Road	Oakland	ME	04963					
M19587	HVAC Contractor	Oliver's Heating and Plumbing	230C Bomarc Road	Bangor	ME	04401	925-833-8032	3/2/2017	0	12	0.0744
	Wholesaler	P & E Enterprises	1540 Main St	SANFORD	ME	04073	207-324-6239				
M13646	Wholesaler	P & E Enterprises	1540 Main St	SANFORD	ME	04073	207-324-6239	7/5/2017	7	5	0.0744
M13590	HVAC Contractor	P. Gagnon & Son Inc.	215 Main St	South Berwick	ME	03908	207-384-2213	8/18/2017	0	74	0.4588
	Retailer	PARADIS TRUE VALUE	31 HOLLAND AVE.	BAR HARBOR	ME	04609	207-288-4995				
M13672	Retailer	PARADIS TRUE VALUE	31 HOLLAND AVE.	BAR HARBOR	ME	04609	207-288-4995	1/3/2017	0	16	0.0992
	Wholesaler	Pensotti PNA Inc.	34 Coffin Avenue	Brewer	ME	04412	207-942-3636				
	HHW	Pleasant River Solid Waste Disposal	1340 US HIGHWAY 1	COLUMBIA FALLS	ME	04623					
	Retailer	PLUMMER'S HARDWARE	241 PACKER FARM ROAD	BUXTON	ME	04093	207-727-3113				
M18989	Wholesaler	Portland Winnelson	177 Cash Street	South Portland	ME	04106	207-773-9466	4/14/2017	0	64	0.3968
M13637	Wholesaler	Portland Winnelson	177 Cash Street	South Portland	ME	04106	207-773-9466	11/20/2017	0	72	0.4712
M13637	Wholesaler	Portland Winnelson	177 Cash Street	South Portland	ME	04106	207-773-9466	4/14/2017	2	2	0.0248
	HHW	Presque Isle HHW	12 Second Street	Presque Isle	ME	04769					
	Wholesaler	Radiant Design Heating	5 industrial Street	PRESQUE ISLE	ME	04769	207-764-6300				
	Retailer	Rangeley Lakes Building Supply (closed)	2742 Main Street	Rangeley	ME	04970					
	HHW	Rangeley Plantation	293 S. Shore Drive	Rangeley	ME	04970					
	Retailer	RANKIN INC	30 UNION STREET	CAMDEN	ME	04843	207 287-7703				
M13564	Retailer	RANKIN INC	30 UNION STREET	CAMDEN	ME	04843	207 287-7703	12/19/2016	0	64	0.403
	Wholesaler	Redlon & Johnson	9 Redlon Road	Bath	ME	04530	207-443-5592				
	Wholesaler	Redlon & Johnson	3 Middle Street	Lewiston	ME	04243	207-784-5721				
	Wholesaler	REDLON & JOHNSON	79 INDUSTRIAL STREET	Presque Isle	ME	04769	207-764-1944				
	Wholesaler	Redlon & Johnson	705 Roosevelt Trail	Windham	ME	04062	207-892-0290				
	Wholesaler	REDLON & JOHNSON - CLOSED	65 Tillson Avenue	Rockland	ME	04841	207-594-2151				
	Wholesaler	REDLON & JOHNSON (Ferguson)	314 STATE STREET	AUGUSTA	ME	04330	207-623-4517				
	Wholesaler	REDLON & JOHNSON (Ferguson)	162 TARGET CIRCLE	BANGOR	ME	04401	207-947-3301				
M13651	Wholesaler	REDLON & JOHNSON (Ferguson)	162 TARGET CIRCLE	BANGOR	ME	04401	207-947-3301	6/14/2017	0	2	0.0124
	Wholesaler	REDLON & JOHNSON (Ferguson)	9 Redlon Road,PO Box 730	Bath	ME	04530	207-443-5592				
	Wholesaler	REDLON & JOHNSON (Ferguson)	3 MIDDLE STREET	LEWISTON	ME	04240	207-784-5721				
	Wholesaler	REDLON & JOHNSON (Ferguson)	172-174 St. John Street	PORTLAND	ME	04102	207-773-4755				
	Wholesaler	- CLOSED	30 PINWOOD DRIVE	WISCASSET	ME	04578	207-443-5592				
	Wholesaler	Redlon & Johnson-CLOSED	171 Beechland Road	Ellsworth	ME	04605					
	HVAC Contractor	Richard P Waitz Plumb & Htg	179 Presumpscot St	Portland	ME	04103	207 287-7703				
M13571	HVAC Contractor	Richard P Waitz Plumb & Htg	179 Presumpscot St	Portland	ME	04103	207 287-7703	3/10/2017	0	21	0.1302
	HHW	RIVERSIDE RECYCLING	910 RIVERSIDE STREET	PORTLAND	ME	04103	207-797-6200				
M13061	HHW	RIVERSIDE RECYCLING	910 RIVERSIDE STREET	PORTLAND	ME	04103	207-797-6200	1/27/2017	0	9	0.0558

**Maine**  
**2017 Collection Location Summary Report**

M11850	HVAC Contractor	RJ Energy	2184 North Belfast Ave	AUGUSTA	ME	04330	207-622-7720	10/16/2017	0	4	0.0496
	Wholesaler	Rockingham Electrical Supply	7 Mt. Vernon Ave	Augusta	ME	04330	207-622-7541				
M11804	Wholesaler	Rockingham Electrical Supply	35 Diamond Street	Portland	ME	04101	(207) 772-4614	8/31/2017	0	70	0.434
	Wholesaler	Rockingham Electrical Supply	35 Diamond Street	Portland	ME	04101	(207) 772-4614				
M13554	Retailer	Rockys Hardware	55 CONGRESS AVE.	BATH	ME	04530	207-443-6089	7/13/2017	1	53	0.3348
	Retailer	Rockys Hardware	55 CONGRESS AVE.	BATH	ME	04530	207-443-6089				
M13669	Retailer	S. W. Collins	35 West Main Street	Fort Kent	ME	04743	207-834-3102	10/30/2017	0	46	0.2852
M13643	Retailer	S. W. COLLINS CO	21 RICE STREET	PRESQUE ISLE	ME	04769		1/19/2017	1	4	0.031
	Retailer	S. W. COLLINS CO	21 RICE STREET	PRESQUE ISLE	ME	04769					
M13233	Retailer	S.W. Collins	6 Washburn Street	Caribou	ME	04736	207-496-6723	6/14/2017	0	55	0.3472
	Retailer	S.W. Collins Company	6 WASHBURN ST.	CARIBOU	ME	04736					
M13652	Retailer	S.W. Collins Company	6 WASHBURN ST.	CARIBOU	ME	04736		10/27/2017	0	8	0.0496
			57 BANGOR STREET, PO BOX								
	Retailer	S.W. COLLINS COMPANY	96	HOULTON	ME	04730	207 287-7703				
	Retailer	S.W. Collins Company	302 West Broadway	Lincoln	ME	04457					
	HHW	Sabattus HHW-CLOSED	190 Middle Road	Sabattus	ME	04280					
			P.O. Box 56 37 Main Street								
	HHW	Searsmont HHW	South	Searsmont	ME	04973					
M11846	Wholesaler	Selco	61 Mill St	Auburn	ME	04210	207-783-6927	7/18/2017	0	11	0.0682
	Wholesaler	Selco	61 Mill St	Auburn	ME	04210	207-783-6927				
M13583	Retailer	Shopper's Hardware	50 Market Street	South Portland	ME	04106	207-799-6191	11/16/2017	0	6	0.0372
M13604	Wholesaler	SID HARVEY Ind	77 Industrial Street	Presque Isle	ME	04769	207-764-8601	7/28/2017	0	27	0.1674
M11751	Wholesaler	SID HARVEY INDUSTRIES	46 ACME ROAD	BREWER	ME	04412	207-989-7285	5/24/2017	0	71	0.4402
	Wholesaler	Sid Harvey Industries	45 ACME ROAD	Brewer	ME	04412	207-989-7285				
M13056	Wholesaler	SID HARVEY INDUSTRIES	160 SAINT JOHN STREET	PORTLAND	ME	04102	207-775-2735	6/28/2017	0	4	0.0248
	Wholesaler	SID HARVEY INDUSTRIES	160 SAINT JOHN STREET	PORTLAND	ME	04102	207-775-2735				
	Wholesaler	Sid Harvey Industries	160 St. John Street	PORTLAND	ME	04102	207-775-2735				
	Wholesaler	SID HARVEY INDUSTRIES	77 INDUSTRIAL STREET	PRESQUE ISLE	ME	04769	207-764-8601				
	Wholesaler	Sondik Supply Co.	1 Wallace Ave	South Portland	ME	04106	207-871-1101				
M13630	Retailer	SPORTSMAN'S TRUE VALUE HARDWARE	30 CENTRAL STREET	WESTBROOK	ME	04092	(207) 854-5868	7/6/2017	0	4	0.0248
	Retailer	SPORTSMAN'S TRUE VALUE HARDWARE	30 CENTRAL STREET	WESTBROOK	ME	04092	(207) 854-5868				
			5 OAK HILL ROAD, PO BOX								
	Retailer	STANDISH HARDWARE	135	STANDISH	ME	04084	207-642-2771				
			5 OAK HILL ROAD, PO BOX								
M14708	Retailer	STANDISH HARDWARE	135	STANDISH	ME	04084	207-642-2771	7/5/2017	2	3	0.031
	Retailer	STEVENS HARDWARE	186 SABATTUS ROAD	SABATTUS	ME	04280	207-375-6253				
M13243	HHW	Stockton Springs HHW	194 Cape Jellison Road	Stockton Springs	ME	04981		1/9/2017	0	22	0.1364
M18374	Wholesaler	The Granite Group	660 Minot Avenue	Auburn	ME	04210	207-514-1280	7/19/2017	0	26	0.1612
	Wholesaler	The Granite Group	85 High Street	Oakland	ME	04963	207-465-4505				
	Wholesaler	The Granite Group	147-15 ST. JOHN STREET	PORTLAND	ME	04102	207-871-1441				
M11822	Wholesaler	The Granite Group	147-15 ST. JOHN STREET	PORTLAND	ME	04102	207-871-1441	2/27/2017	0	50	0.31
	Wholesaler	The Granite Group	147-151 ST. JOHN STREET	PORTLAND	ME	04102	207-871-1441				
	Wholesaler	The Portland Group	91 Industrial Park Rd	Saco	ME	04072	207-283-8787				
	HHW	Town of Belgrade	1 Transfer Road	Belgrade	ME	04917					
M13222	HHW	Town of Bethel	1069 Mayville Road	Bethel	ME	04217	(207) 824-2669	10/23/2017	0	5	0.031
M13062	HHW	Town of Bowdoinham	Old Post Road	Bowdoinham	ME	04008		10/25/2017	0	34	0.2108
		Town of Buckfield Transfer									
	HHW	Station	114 Sumner Road	Buckfield	ME	04220					
	HHW	Town of Buxton	185 Portland Road	Buxton	ME	04093					
	HHW	Town of Cape Elizabeth	10 Cooper Dr	Elizabeth	ME	04107					
M13242	HHW	TOWN OF CHINA	571 LAKEVIEW DRIVE	SOUTH CHINA	ME	04358		12/30/2016	0	4	0.0248
	HHW	TOWN OF FREEPORT	30 MAIN STREET	FREEPORT	ME	04032					
M13677	HHW	Town of Gray	13 Seagull Drive	Gray	ME	04039	207-657-2343	9/27/2017	0	13	0.0806

**Maine**  
**2017 Collection Location Summary Report**

	HHW	Town of Jackman	369 Main St	Jackman	ME	04945	207-668-7889				
	HHW	Town of Kennebunk	36 Sea Road	KENNEBUNK	ME	04043					
	HHW	TOWN OF MILFORD	62 Davenport St.	MILFORD	ME	04461					
	HHW	Town of Nobleboro	25 Transfer Station Drive	Nobleboro	ME	04555					
M13234	HHW	Town of Rangeley	15 School Street	Rangeley	ME	04970	(207) 864-5610	10/16/2017	0	3	0.0186
	HHW	Town of Rockland	270 Pleasant Street	Rockland	ME	04841					
M13237	HHW	Town of Rockland	270 Pleasant Street	Rockland	ME	04841		8/7/2017	0	20	0.1426
M13254	HHW	Town of Skowhegan	29 Transfer Station Drive	Skowhegan	ME	04976	207-474-6904	7/5/2017	0	6	0.0372
	HHW	Town of Thomaston Transfer Station	34 Buttermilk Dr	Thomaston	ME	04861					
	HHW	Town of Turner Recycling Station	11 Turner Center Road	TURNER	ME	04282					
	HHW	TOWN OF WEST GARDINER	318 SPEARS CORNER RD	WEST GARDINER	ME	04345					
	HHW	Town of Wilton	211 Munson Road	Wilton	ME	04294	207-491-6661				
	HHW	Town of Yarmouth	659 East Main Street	Yarmouth	ME	04096	(207) 846-2417				
M13229	HHW	Town of Yarmouth	659 East Main Street	Yarmouth	ME	04096	(207) 846-2417	10/25/2017	1	50	0.3286
M11754	Retailer	TOWNHOUSE SUPPLY DIV OF ANCO INC HOULE'S PLB/HTG	19 NORTH STREET	WATERVILLE	ME	04901	201-872-6762	11/27/2017	2	36	0.2356
	Retailer	TOWNHOUSE SUPPLY DIV OF ANCO INC HOULE'S PLB/HTG	19 NORTH STREET	WATERVILLE	ME	04901	201-872-6762				
	Wholesaler	Trane Co.	860 Spring Street, Unit 1	Westbrook	ME	04092	207-828-1555				
	HHW	TRANSFER STATION		WALDOBORO	ME	04572					
	HHW	Tri-County Solid Waste Management Organization	3368 Heald Highway	Union	ME	04862					
	Wholesaler	United Refrigeration	22 Thomas Drive	Westbrook	ME	04092	(207) 778-2844				
	Wholesaler	UNITED REFRIGERATION # 45	20 Thomas Drive	Westbrook	ME	04092	207-772-2844				
	Wholesaler	UNITED REFRIGERATION-NO BIN HERE	22 THOMAS DRIVE	WESTBROOK	ME	04092	207-772-2844				
M13653	HHW	University of Southern Maine	25 Bedford St	Portland	ME	04101	207-780-4658	7/5/2017	0	3	0.0186
	HVAC Contractor	VAN BUREN HOUSING AUTHORITY	130 CHAMPLAIN STREET	VAN BUREN	ME	04785	207-764-8601				
M20188	Retailer	W. E. Aubuchon Company, Inc.	484 Wilson Street	Brewer	ME	04412	207-989-5669	8/24/2017	0	68	0.4402
M13681	Retailer	W. E. Aubuchon Company, Inc.	484 Wilson Street	Brewer	ME	04412	207-989-5669	12/20/2016	0	118	0.7688
	Retailer	W. E. Aubuchon Company, Inc.	484 Wilson Street	Brewer	ME	04412	207-989-5669				
	Retailer	W.E. Aubuchon Company, Inc.	832 Stevens Avenue	Portland	ME	04103	207-871-0383				
	Retailer	W.E. Aubuchon Company, Inc.	65 Falmouth Street	Rumford	ME	04276					
	HHW	Waldoboro	863 N. Nobleboro Road	Waldoboro	ME	04572					
M13246	HHW	Waterboro HHW	24 Townhouse Road	East Waterboro	ME	04030		12/28/2016	0	15	0.093
	HHW	Waterboro HHW	24 Townhouse Road	East Waterboro	ME	04030					
	Wholesaler	Webber Supply Inc.	68 Darin Dr	Augusta	ME	04330					
	Wholesaler	WEBBER SUPPLY INC.	32 Thatcher Street	Bangor	ME	04401	207-942-7361				
m10789	Wholesaler	WEBBER SUPPLY INC.	32 Thatcher Street	Bangor	ME	04401	207-942-7361	12/17/2016	0	60	0.372
M11828	Wholesaler	WEBBER SUPPLY INC.	32 Thatcher Street	Bangor	ME	04401	207-942-7361	6/16/2017	0	87	0.713
	Wholesaler	Webber Supply Inc.	155 Rumery St.	South Portland	ME	04106	(207) 992-5136				
	Wholesaler	WESCO/Standard Electric Company	327 Marginal Way	Portland	ME	04101	207-774-2614				
M11840	Wholesaler	WESCO/Standard Electric Company	327 Marginal Way	Portland	ME	04101	207-774-2614	7/24/2017	0	3	0.0186
	Wholesaler	WESCO/Standard Electric Company (Closed)	80 Farm Rd	Bangor	ME	04401	207-942-6713				

**Maine**  
**2017 Collection Location Summary Report**

	Wholesaler	WESCO/Standard Electric Company-Closed	15 Granite Street	ROCKLAND	ME	04841	207-549-9581				
	Retailer	WILBUR G. SHAW HARDWARE	901 MAINE STREET	SANFORD	ME	04073	207-324-2714				
M19624	Retailer	WILBUR G. SHAW HARDWARE	901 MAINE STREET	SANFORD	ME	04073	207-324-2714	5/30/2017	0	4	0.0248
	Wholesaler	WINSLOW SUPPLY	567 Benton Ave	Winslow	ME	04901	2076227541				
M11868	Wholesaler	Winslow Supply	567 Benton Avenue	Winslow	ME	04901	(207) 873-5608	10/16/2017	0	5	0.031
M11865	Wholesaler	Winslow Supply	567 Benton Avenue	Winslow	ME	04901	(207) 873-5608	7/20/2017	0	7	0.0434
	Wholesaler	Winslow Supply	567 Benton Avenue	Winslow	ME	04901	(207) 873-5608				
	Wholesaler	WINSLOW SUPPLY INC.	567 BENTON AVE	Winslow	ME	04901					
M20179	Wholesaler	Winsupply	28 Gordon Drive Rockland	Rockland	ME	04841		6/8/2017	0	25	0.155
	Wholesaler	Winsupply	177 Cash St	South Portland	ME	4106					

**Maine**  
**2017 Collection Location Bin Receipt**

Bin Bar Code	Location Type	Name	Street	City	State	Zip Code	Phone	Return Date	Number of Loose Switches	Number of Mercury Thermostats	Total Mercury Volume (lbs.)
m10789	Wholesaler	WEBBER SUPPLY INC.	32 Thatcher Street	Bangor	ME	04401	207-942-7361	12/17/2016	0	60	0.372
M11859	Retailer	AUBUCHON HARDWARE	485 KENNEDY MEMORIAL DRIVE	WATERVILLE	ME	04901	207-873-3800	12/19/2016	0	59	0.3658
M17369	Retailer	ECOMAINE	64 BLUEBERRY ROAD	PORTLAND	ME	04102	207-773-1738	12/19/2016	0	79	0.6944
M13564	Retailer	RANKIN INC	30 UNION STREET	CAMDEN	ME	04843	207 287-7703	12/19/2016	0	64	0.403
M13658	Retailer	MAINE ACE HARDWARE	274 SAINT JOHN ST.	PORTLAND	ME	04102	207-773-5604	12/20/2016	0	151	0.9362
M13681	Retailer	W. E. Aubuchon Company, Inc.	484 Wilson Street	Brewer	ME	04412	207-989-5669	12/20/2016	0	118	0.7688
M11750	HVAC Contractor	A PLUS PLUMBING & HTG INC.	209 PORTLAND ROAD	BRIDGTON	ME	04009	207-647-2029	12/28/2016	0	15	0.093
M13246	HHW	Waterboro HHW	24 Townhouse Road	East Waterboro	ME	04030		12/28/2016	0	15	0.093
M13242	HHW	TOWN OF CHINA	571 LAKEVIEW DRIVE	SOUTH CHINA	ME	04358		12/30/2016	0	4	0.0248
M13672	Retailer	PARADIS TRUE VALUE	31 HOLLAND AVE.	BAR HARBOR	ME	04609	207-288-4995	1/3/2017	0	16	0.0992
M13243	HHW	Stockton Springs HHW	194 Cape Jellison Road	Stockton Springs	ME	04981		1/9/2017	0	22	0.1364
M17370	Retailer	ECOMAINE	64 BLUEBERRY ROAD	PORTLAND	ME	04102	207-773-1738	1/13/2017	0	69	0.5828
M11835	Wholesaler	F.W. WEBB CO.	138 LEIGHTON ROAD	AUGUSTA	ME	04330	207-623-2521	1/16/2017	0	44	0.2852
M13643	Retailer	S. W. COLLINS CO	21 RICE STREET	PRESQUE ISLE	ME	04769		1/19/2017	1	4	0.031
M13641	Wholesaler	F.W. WEBB CO.	9 BUTTERMILK ROAD	Lamoine	ME	04605	207-667-9322	1/24/2017	0	113	0.713
M13685	Retailer	AUBUCHON HARDWARE	486 STILLWATER AVE.	OLD TOWN	ME	04468	207-827-7972	1/26/2017	0	56	0.3472
M11841	HVAC Contractor	DEAD RIVER COMPANY	131 MAIN ST	MADAWASKA	ME	04756	207-728-6307	1/26/2017	0	19	0.1178
M13605	Wholesaler	GRAINGER	425 WARREN AVE	PORTLAND	ME	04103	207-797-7693	1/26/2017	0	1	0.0062
M13609	Retailer	OAKHILL HARDWARE	29 GORHAM RD PO BOX 670	SCARBOROUGH	ME	04074	207-883-5058	1/27/2017	0	18	0.1116
M13061	HHW	RIVERSIDE RECYCLING	910 RIVERSIDE STREET	PORTLAND	ME	04103	207-797-6200	1/27/2017	0	9	0.0558
M11820	Wholesaler	Clark & Co Brewer (Bell/Simons Co)	212 WILSON ST.	BREWER	ME	04412	207-989-4539	2/9/2017	0	20	0.124
M13580	Wholesaler	F.W. WEBB CO.	9 FORRESTAL STREET	LEWISTON	ME	04240	207-784-4575	2/9/2017	0	41	0.279
M11056	Wholesaler	F.W. WEBB CO.	9 FORRESTAL STREET	LEWISTON	ME	04240	207-784-4575	2/9/2017	1	66	0.4216
M11822	Wholesaler	The Granite Group	147-15 ST. JOHN STREET	PORTLAND	ME	04102	207-871-1441	2/27/2017	0	50	0.31
M19587	HVAC Contractor	Oliver's Heating and Plumbing	230C Bomarc Road	Bangor	ME	04401	925-833-8032	3/2/2017	0	12	0.0744
M13587	HVAC Contractor	Gagnon Heating and Air Conditioning	14 Seymour Drive	Bridgton	ME	04009	207-647-8782	3/6/2017	0	14	0.0868
M13662	Wholesaler	BANGOR PIPE & SUPPLY	69 FARM ROAD	BANGOR	ME	04401		3/8/2017	0	11	0.0682
G12852	HHW	ENVIRONMENTAL PROJECTS INC.	664 WASHINGTON STREET N.	AUBURN	ME	04210		3/10/2017	0	113	0.7068
M13568	HVAC Contractor	Mechanical Services, Inc.	400 Presumpscot Street	Portland	ME	04103	207-774-1531	3/10/2017	0	9	0.0682
M13571	HVAC Contractor	Richard P Waitz Plumb & Htg	179 Presumpscot St	Portland	ME	04103	207 287-7703	3/10/2017	0	21	0.1302
M14302	HVAC Contractor	DOWNEAST ENERGY	14 DEPOT STREET	KENNEBUNK	ME	04043	207-467-2619	3/14/2017	0	34	0.2108
M13580	Wholesaler	F.W. WEBB CO.	9 FORRESTAL STREET	LEWISTON	ME	04240	207-784-4575	3/15/2017	0	56	0.3472
M13068	HHW	FALMOUTH PUBLIC WORKS	101 WOODS RD	FALMOUTH	ME	04105		3/31/2017	0	18	0.1116
M18989	Wholesaler	Portland Winnelson	177 Cash Street	South Portland	ME	04106	207-773-9466	4/14/2017	0	64	0.3968
M13637	Wholesaler	Portland Winnelson	177 Cash Street	South Portland	ME	04106	207-773-9466	4/14/2017	2	2	0.0248
M13640	Wholesaler	BELL SIMONS CO.	56 AIRPORT RD.	WATERVILLE	ME	04901	(207) 873-1107	4/17/2017	0	48	0.2976
M11864	Wholesaler	BELL SIMONS CO.	56 AIRPORT RD.	WATERVILLE	ME	04901	(207) 873-1107	4/19/2017	0	93	0.6696
M13226	HHW	Denmark Transfer Station	37 Hancock Pond Road	Denmark	ME	04022	(207) 452-2987	4/24/2017	0	9	0.093
M13255	HHW	LIMERICK TRANSFER STATION	55 WASHINGTON ST	LIMERICK	ME	04048	207 287-7703	4/25/2017	0	3	0.0186
M11839	Wholesaler	BELL/SIMONS CO	62 ACADEMY STREET	AUBURN	ME	04210	207-786-0129	5/4/2017	5	97	0.6882
M16721	Retailer	AUBUCHON HARDWARE	361 WILTON RD	FARMINGTON	ME	04938	207-778-5682	5/9/2017	1	28	0.2294
M13558	Retailer	AUBUCHON HARDWARE	361 WILTON RD	FARMINGTON	ME	04938	207-778-5682	5/9/2017	0	50	0.31
M11900	Wholesaler	F.W. WEBB CO.	138 LEIGHTON ROAD	AUGUSTA	ME	04330	207-623-2521	5/12/2017	0	20	0.2294
M13610	Wholesaler	F.W. Webb	3 Danielle Drive	Windham	ME	04062	207-892-5504	5/15/2017	0	26	0.1674
M11751	Wholesaler	SID HARVEY INDUSTRIES	46 ACME ROAD	BREWER	ME	04412	207-989-7285	5/24/2017	0	71	0.4402

**Maine**  
**2017 Collection Location Bin Receipt**

M13559	Retailer	AUBUCHON HARDWARE	777 ROOSEVELT TRAIL	WINDHAM	ME	04062	207 287-7703	5/26/2017	0	43	0.2852
M11255	HVAC Contractor	DOWNEAST ENERGY	14 DEPOT STREET	KENNEBUNK	ME	04043	207-467-2619	5/26/2017	0	19	0.1178
M13578	HVAC Contractor	Garrett Pillsbury Plumbing and Heating	119 YORK STREET	KENNEBUNK	ME	04043	207-985-2130	5/26/2017	0	7	0.0434
M19624	Retailer	WILBUR G. SHAW HARDWARE	901 MAINE STREET	SANFORD	ME	04073	207-324-2714	5/30/2017	0	4	0.0248
M13546	Retailer	LOUIS DOE INC.	92 MILLS RD.	NEWCASTLE	ME	04553	(207) 563-5442	6/6/2017	0	6	0.0372
M20179	Wholesaler	Winsupply	28 Gordon Drive Rockland	Rockland	ME	04841		6/8/2017	0	25	0.155
M10506	Wholesaler	F.W. WEBB CO.	22 Merrill Drive	ROCKLAND	ME	04841	207-594-6200	6/9/2017	0	25	0.155
M13651	Wholesaler	REDLON & JOHNSON (Ferguson)	162 TARGET CIRCLE	BANGOR	ME	04401	207-947-3301	6/14/2017	0	2	0.0124
M13233	Retailer	S.W. Collins	6 Washburn Street	Caribou	ME	04736	207-496-6723	6/14/2017	0	55	0.3472
M11828	Wholesaler	WEBBER SUPPLY INC.	32 Thatcher Street	Bangor	ME	04401	207-942-7361	6/16/2017	0	87	0.713
M13556	Retailer	DOVER TRUE VALUE	69 EAST MAIN STREET	DOVER-FOXCROFT	ME	04426	207-564-2274	6/20/2017	0	10	0.062
M11813	Wholesaler	F.W. WEBB CO.	22 Landry Street	Biddeford	ME	04005	207-282-7558	6/21/2017	0	71	0.5084
M13592	Retailer	GOSLINE'S HARDWARE	563 MAINE AVE	FARMINGDALE	ME	04344	(207) 582-1900	6/21/2017	0	6	0.0372
M11835	Wholesaler	F.W. WEBB CO.	138 LEIGHTON ROAD	AUGUSTA	ME	04330	207-623-2521	6/22/2017	0	22	0.1488
M11879	Wholesaler	Homans Associates	111C Pine Tree Industrial Parkway	PORTLAND	ME	04103	(207) 874-9500	6/28/2017	0	12	0.0744
M13056	Wholesaler	SID HARVEY INDUSTRIES	160 SAINT JOHN STREET	PORTLAND	ME	04102	207-775-2735	6/28/2017	0	4	0.0248
M11806	HVAC Contractor	DEAD RIVER COMPANY	665 Elm Street	Biddeford	ME	04005	(207) 283-1404	6/29/2017	0	12	0.0744
M11803	HVAC Contractor	JL Huntley, Inc.	88 Dublin Street	Machias	ME	04654	(207) 255-8033	7/5/2017	0	15	0.0992
M13646	Wholesaler	P & E Enterprises	1540 Main St	SANFORD	ME	04073	207-324-6239	7/5/2017	7	5	0.0744
M14708	Retailer	STANDISH HARDWARE	5 OAK HILL ROAD, PO BOX 135	STANDISH	ME	04084	207-642-2771	7/5/2017	2	3	0.031
M13254	HHW	Town of Skowhegan	29 Transfer Station Drive	Skowhegan	ME	04976	207-474-6904	7/5/2017	0	6	0.0372
M13653	HHW	University of Southern Maine	25 Bedford St	Portland	ME	04101	207-780-4658	7/5/2017	0	3	0.0186
M13630	Retailer	SPORTSMAN'S TRUE VALUE HARDWARE	30 CENTRAL STREET	WESTBROOK	ME	04092	(207) 854-5868	7/6/2017	0	4	0.0248
M13562	Retailer	AUBUCHON HARDWARE	485 KENNEDY MEMORIAL DRIVE	WATERVILLE	ME	04901	207-873-3800	7/10/2017	0	71	0.4526
M18092	Wholesaler	F.W. Webb	6 Bull Rock Bridge Road	West Bath	ME	04530	207-442-7990	7/12/2017	0	40	0.248
M13554	Retailer	Rockys Hardware	55 CONGRESS AVE.	BATH	ME	04530	207-443-6089	7/13/2017	1	53	0.3348
M13549	Retailer	DRILLEN TRUE VALUE	1086 Sabattus Street	Lewiston	ME	04240	207-783-4600	7/18/2017	0	10	0.062
M13548	Wholesaler	F.W. WEBB	150 POSTAL SERVICE WAY	SOUTH PORTLAND	ME	04106	207-772-8364	7/18/2017	0	46	0.496
M11846	Wholesaler	Selco	61 Mill St	Auburn	ME	04210	207-783-6927	7/18/2017	0	11	0.0682
M18374	Wholesaler	The Granite Group	660 Minot Avenue	Auburn	ME	04210	207-514-1280	7/19/2017	0	26	0.1612
M11865	Wholesaler	Winslow Supply	567 Benton Avenue	Winslow	ME	04901	(207) 873-5608	7/20/2017	0	7	0.0434
M19207	HHW	Kennebec Valley COG	17 Main Street	Fairfield	ME	04937	207-453-4258	7/24/2017	0	0	0
M11840	Wholesaler	WESCO/Standard Electric Company	327 Marginal Way	Portland	ME	04101	207-774-2614	7/24/2017	0	3	0.0186
M14195	HHW	ENVIRONMENTAL PROJECTS INC.	664 WASHINGTON STREET	AUBURN	ME	04210	207-786-7390	7/25/2017	0	0	0
M17370	Retailer	ECOMAINE	64 BLUEBERRY ROAD	PORTLAND	ME	04102	207-773-1738	7/27/2017	0	88	0.5766
M13604	Wholesaler	SID Harvey Ind	77 Industrial Street	Presque Isle	ME	04769	207-764-8601	7/28/2017	0	27	0.1674
M13656	HVAC Contractor	DEAD RIVER COMPANY	33 Prospect Ave	Rumford	ME	04276	207-364-3751	8/3/2017	0	58	0.372
M13237	HHW	Town of Rockland	270 Pleasant Street	Rockland	ME	04841		8/7/2017	0	20	0.1426
M13590	HVAC Contractor	P. Gagnon & Son Inc.	215 Main St	South Berwick	ME	03908	207-384-2213	8/18/2017	0	74	0.4588
M13692	Retailer	Calais Ace Homecenter	295 North Street	Calais	ME	04619		8/23/2017	0	3	0.0186
M13686	Retailer	Johnson True Value Hardware	188 North Street	Calais	ME	04619		8/23/2017	0	3	0.0186
M20188	Retailer	W. E. Aubuchon Company, Inc.	484 Wilson Street	Brewer	ME	04412	207-989-5669	8/24/2017	0	68	0.4402
M11804	Wholesaler	Rockingham Electrical Supply	35 Diamond Street	Portland	ME	04101	(207) 772-4614	8/31/2017	0	70	0.434
M13649	HVAC Contractor	Mechanical Services, Inc.	400 Presumpscot Street	Portland	ME	04103	207-774-1531	9/22/2017	0	56	0.3472
M13658	Retailer	MAINE ACE HARDWARE	274 SAINT JOHN ST.	PORTLAND	ME	04102	207-773-5604	9/25/2017	0	97	0.6014

**Maine**

**2017 Collection Location Bin Receipt**

M13684	Wholesaler	F.W. WEBB	150 POSTAL SERVICE WAY	SOUTH PORTLAND	ME	04106	207-772-8364	9/26/2017	0	3	0.0248
M13677	HHW	Town of Gray	13 Seagull Drive	Gray	ME	04039	207-657-2343	9/27/2017	0	13	0.0806
M13547	Retailer	AUBUCHON HARDWARE	1165 POST ROAD	WELLS	ME	04090	207 287-7703	10/5/2017	0	51	0.3162
M13635	HVAC Contractor	Mechanical Services, Inc.	40 Gabriel Drive	Augusta	ME	04330	207-626-0822	10/13/2017	0	4	0.0248
M11850	HVAC Contractor	RJ Energy	2184 North Belfast Ave	AUGUSTA	ME	04330	207-622-7720	10/16/2017	0	4	0.0496
M13234	HHW	Town of Rangeley	15 School Street	Rangeley	ME	04970	(207) 864-5610	10/16/2017	0	3	0.0186
M11868	Wholesaler	Winslow Supply	567 Benton Avenue	Winslow	ME	04901	(207) 873-5608	10/16/2017	0	5	0.031
M13570	Retailer	OAKHILL HARDWARE	29 GORHAM RD PO BOX 670	SCARBOROUGH	ME	04074	207-883-5058	10/18/2017	0	21	0.1302
M13565	HHW	Belfast Transfer Station	32 Little River Drive	Belfast	ME	04915	207-338-1817	10/20/2017	0	18	0.1116
M13222	HHW	Town of Bethel	1069 Mayville Road	Bethel	ME	04217	(207) 824-2669	10/23/2017	0	5	0.031
M11800	Wholesaler	GRAINGER	425 WARREN AVE	PORTLAND	ME	04103	207-797-7693	10/24/2017	0	2	0.0124
M13062	HHW	Town of Bowdoinham	Old Post Road	Bowdoinham	ME	04008		10/25/2017	0	34	0.2108
M13229	HHW	Town of Yarmouth	659 East Main Street	Yarmouth	ME	04096	(207) 846-2417	10/25/2017	1	50	0.3286
M11859	Retailer	AUBUCHON HARDWARE	485 KENNEDY MEMORIAL DRIVE	WATERVILLE	ME	04901	207-873-3800	10/27/2017	0	46	0.2976
M13652	Retailer	S.W. Collins Company	6 WASHBURN ST.	CARIBOU	ME	04736		10/27/2017	0	8	0.0496
M11812	Wholesaler	F.W. WEBB CO.	420 Main Street	CARIBOU	ME	04736	207-498-2526	10/30/2017	0	17	0.1054
M13669	Retailer	S. W. Collins	35 West Main Street	Fort Kent	ME	04743	207-834-3102	10/30/2017	0	46	0.2852
M13555	Retailer	AMES SUPPLY TRUE VALUE	447 BATH RD.	WISCASSET	ME	04578	207-882-7710	11/1/2017	0	102	0.6572
M13636	Other	Maine Department of Environmental Protection	28 Tyson Dr.	Augusta	ME	04333	(207) 314-3357	11/14/2017	0	13	0.2914
M10787	Retailer	LAPOINTE LUMBER	22 PUSHARD LN.	GARDINER	ME	04345	207-942-7361	11/16/2017	0	5	0.031
M13583	Retailer	Shopper's Hardware	50 Market Street	South Portland	ME	04106	207-799-6191	11/16/2017	0	6	0.0372
M13245	Wholesaler	BELL/SIMONS CO	470 ODLIN ROAD	BANGOR	ME	04401	207-947-3810	11/17/2017	0	6	0.0372
M13605	Wholesaler	GRAINGER	425 WARREN AVE	PORTLAND	ME	04103	207-797-7693	11/17/2017	0	14	0.0868
M13639	Retailer	COASTAL HARDWARE INC.	914 ROUTE 1	YARMOUTH	ME	04096	207-846-3861	11/20/2017	0	24	0.1488
M13637	Wholesaler	Portland Winnelson	177 Cash Street	South Portland	ME	04106	207-773-9466	11/20/2017	0	72	0.4712
M13586	Wholesaler	JOHNSTONE SUPPLY CO	195 THATCHER ST.	BANGOR	ME	04401	207-942-0293	11/27/2017	2	21	0.2108
M11754	Retailer	TOWNHOUSE SUPPLY DIV OF ANCO INC HOULE'S PLB/HTG	19 NORTH STREET	WATERVILLE	ME	04901	201-872-6762	11/27/2017	2	36	0.2356
M11056	Wholesaler	F.W. WEBB CO.	9 FORRESTAL STREET	LEWISTON	ME	04240	207-784-4575	12/4/2017	2	14	0.0992
M13661	HVAC Contractor	Mechanical Services, Inc.	72 Freedom Parkway	Bangor	ME	04401	207-947-6250	12/5/2017	0	6	0.0372
M12434	Retailer	Cook's Hardware	57 Main Street	Gorham	ME	04038	207-839-4856	12/19/2017	0	16	0.0992
M17369	Retailer	ECOMAINE	64 BLUEBERRY ROAD	PORTLAND	ME	04102	207-773-1738	12/21/2017	3	102	0.7812

# TRC Annual Report on Mercury-Added Thermostat Collection and Recycling in Maine – Calendar Year 2017 Activities

In accordance with 38 M.R.S.A. §1665-B(2)(G), the State of Maine is providing this form to the Thermostat Recycling Corporation (TRC) for reporting on behalf of the manufacturers of mercury-added thermostats on their 2017 collection and recycling program performance in Maine. Please complete this form electronically, attach information as necessary, and submit a signed copy with all attachments, no later than April 1, 2018, to: Megan Pryor, Maine DEP, 17 State House Station, Augusta, ME 04333.

## I. Thermostat Collection and Incentive Data. Provide the following collection information:

A. Current list of sites participating in TRC recycling program. Include facility name, address, contact, phone number, and type of facility (wholesaler, contractor, retailer, municipal, other).

- See annual report - Appendices, 2017 Collection Location Summary Report

B. Mercury switches collected. Attach a spreadsheet that lists the number of mercury thermostats and switches collected from each brand owner and the weight of mercury collected from Maine in the following format:

- See annual report, page 62 – 2017 Maine Collections by Brand

C. Thermostats returned by collection location. Include the following information for each collection site in Maine registered with TRC to collect mercury-added thermostats in 2017:

- Location type (wholesaler, contractor, retailer, municipal, other)
- Location name
- Location address
- Site contact name
- Contact phone number and e-mail (as available)
- Collection bin number(s)
- Date of last bin return (include for all sites, even if last return date is prior to 2017)

- See annual report - Appendices, 2017 Collection Location Summary Report

D. Summary of incentive payments. List a count of each item in the following format:

	Retail	Mail-back*	Wholesale	Contractor	Municipal/other
Hg t-stats received	1699	0	1520	392	345
\$5 incentives paid	36	0	0	29	199
Hg t-stats received with no incentive sticker or claim form			enter text *In 2017, the number of mercury thermostats received with no incentive sticker or claim form would be unable to be determined due to a greater than 100% incentive redemption rate and that the incentive forms were not implemented to include a bin number to track them yet. enter text		
Hg t-stats received with incentive sticker and no remittance coupon on file as of 12/31/17			enter text 0 *In 2017, TRC processed 762 incentive stickers but paid on 886 coupons after they matched. Coupons in 2017 matched with stickers received in 2016. In 2017, there were 27 coupons received that have yet to match a sticker.		

## TRC Annual Report on Mercury-Added Thermostat Collection and Recycling in Maine – Calendar Year 2017 Activities

			enter text
Hg t-stats received w/ illegible, damaged, or incomplete coupons or claim forms			enter text 0 enter text
Checks disbursed in 2017, returned as undeliverable and no alternative delivery		Click here to enter text. 4 Click here to enter text. Click here to enter text.	

\*List towns from which TRC received mercury-added thermostats through the mail-back program.

- In 2017, there were 0 thermostats sent from mail-back.

**III. Education and Outreach.** Describe all education and outreach efforts undertaken in 2017 to promote the TRC program in Maine. For each activity, describe the strategy employed to target Maine residents, and whether the effort specifically conveyed information on the \$5 incentive. Provide copies of materials utilized to promote thermostat recycling and the return incentive. Do not include national or industry-based outreach efforts unless Maine businesses, residents, or municipalities were specifically targeted, contacted, or otherwise the recipients (e.g. Google location-specific advertising tracking data that reached Maine residents) of the education and outreach efforts.

- A. Print media ads distributed in Maine: Include ad copy, publication name, and dates published. **Starting on page 65 of Annual Report.**
- B. Radio and TV PSAs/ads: Include a copy of each PSA and ad, a description of its distribution, the channels on which the ad was run, the time slots, and number of times the ad was run. **Not applicable to this year's report.**
- C. Online ads: Describe the online advertising strategy to target Maine residents and include screen shots of ads, websites where they appeared, date range during which they appeared, and click-through rate. **Starting on page 68 of Annual Report.**
- D. Direct outreach to current collection sites in Maine: include copies of fliers, postcards, letters, and other print outreach; dates of distribution; number sent out; responses from participants, if any; and dates and locations of site visits. **Starting on page 64 of Annual Report. Site visit data is included in Appendices: 2017 Maine Site Visits and 2017 Maine Miss You Calls**
- E. Outreach to recruit new collection sites in Maine: describe format and frequency of efforts to recruit new collection sites, including copies of materials distributed, number and types of facilities targeted; and number and names of new collection sites signed up as a result. **Starting on page 64 of Annual Report.**
- F. Other: describe any additional education and outreach activities specific to the Maine program that were conducted in 2017; include intended audience and geographic distribution. **Starting on page 64 of Annual Report.**
- G. Measures of success: describe methods of measuring success of outreach efforts in Maine, including: the results of surveys of general public and targeted audience (e.g., contractors) awareness of mercury thermostat collection programs and financial incentive; increases in

## **TRC Annual Report on Mercury-Added Thermostat Collection and Recycling in Maine – Calendar Year 2017 Activities**

thermostat recycling program participation; improved quality of bin contents and incentive vouchers; greater frequency of bin returns; increased usage of incentive vouchers; increases in the number of participating collection sites. **This is explained throughout the report in its correlating sections.**

- IV. **Program effectiveness.** Provide an evaluation of the effectiveness of the collection program in Maine. Include information on any changes in the number of collection sites by type from the previous year, and any data available on the number of mercury thermostats remaining in Maine buildings. **See page 38 of Annual Report.**
- V. **Program modifications.** Describe proposed modifications to increase the efficiency and effectiveness of the Maine mercury thermostat recycling incentive program. **See page 69 of Annual Report.**
- VI. **Participating manufacturers.** Attach a spreadsheet with the following information on the TRC members that are participating in the Maine mercury thermostat recycling incentive program. **See Appendices – List of Participating Manufacturers.**
- VII. **Additional information** – Provide other comments and recommendations germane to the Maine mercury thermostat recycling program. **See page 69 of Annual Report.**

### **SIGNATURE OF RESPONSIBLE OFFICER**

I certify under penalty of law that I have personally examined the information submitted in this document and all attachments thereto and that, based on my inquiry of those individuals immediately responsible for obtaining the information, I believe the information is true, accurate, and complete. I am aware there are significant penalties for submitting false information, including the possibility of fine and imprisonment.

**SIGNATURE:** 

**DATE:** 03/31/2018

**PRINTED NAME:** Ryan Kiscaden

**PHONE:** 571-302-0877

**EMAIL:** ryan.kiscaden@thermostat-recycle.org

**Mailing Address:** 500 Office Center Drive – Suite 400

**City:** Fort Washington

**State:** Pennsylvania

**Zip:** 19034

Email to [megan.pryor@maine.gov](mailto:megan.pryor@maine.gov) by April 1, 2018.

Mail signed original to: Megan Pryor  
Maine DEP  
17 State House Station  
Augusta, Maine 04333

## List of Participating Manufacturers

Bard Manufacturing
Burnham Holdings, Inc.
Carrier Corporation
Chromalox
Climate Master, Inc.
Crane Company
Daikan Applied (McQuay)
ecobee
Empire Comfort Systems
General Electric
Goodman Global, Inc.
Honeywell International
Hunter Fan Company
ITT Corporation
Johnson Controls
Lear Seigler (Original Charter Corporation)
Lennox Corporation
Lux Products
Marley-Wylain Company
Nest Labs, Inc
Nortek Global HVAC, LLC
Rheem Manufacturing Company
Schneider Electric Systems USA, Inc.
Sears Holding Company
Taco Comfort Solutions
TPI Corporation
Trane Residential Systems
Uponor, Inc.
Vaillant Corporation
W. W. Grainger Inc
White Rodgers