


CELEBRATING 20 YEARS OF PROTECTING THE ENVIRONMENT (1998 – 2018)



Recycle every mercury thermostat, every time.

Thermostat Recycling Corporation Board Members, Paying Dues Members and Employees (at close of 2017)

THERMOSTAT RECYCLING CORPORATION BOARD MEMBERS

Dan O'Donnell (Chairman)
Honeywell International

John Sartain (Vice-Chairman)
Emerson Technologies (White Rodgers)

Rob Munin (Treasurer)
Lux Products Corporation

THERMOSTAT RECYCLING CORPORATION DUES PAYING MEMBERS

Bard Manufacturing	Burnham Holdings	Carrier Corporation
ecobee Inc.	Empire Comfort Systems	General Electric
ITT	Lear Siegler	Lennox International Inc.
Nest Labs	Nortek Global HVAC, LLC	Rheem Manufacturing
Johnson Controls Inc.	TPI Corporation	Trane Residential Systems
White-Rodgers (Emerson)	Valliant	W.W. Grainger
Chromalox	Climate Master, Inc.	Crane Company
Goodman Global	Honeywell International	Hunter Fan Company
Lux Products Corporation	Marley-Wylain Company	McQuay
Schneider Electric	Sears Holding Corporation	Taco Comfort Solutions
Uponor		

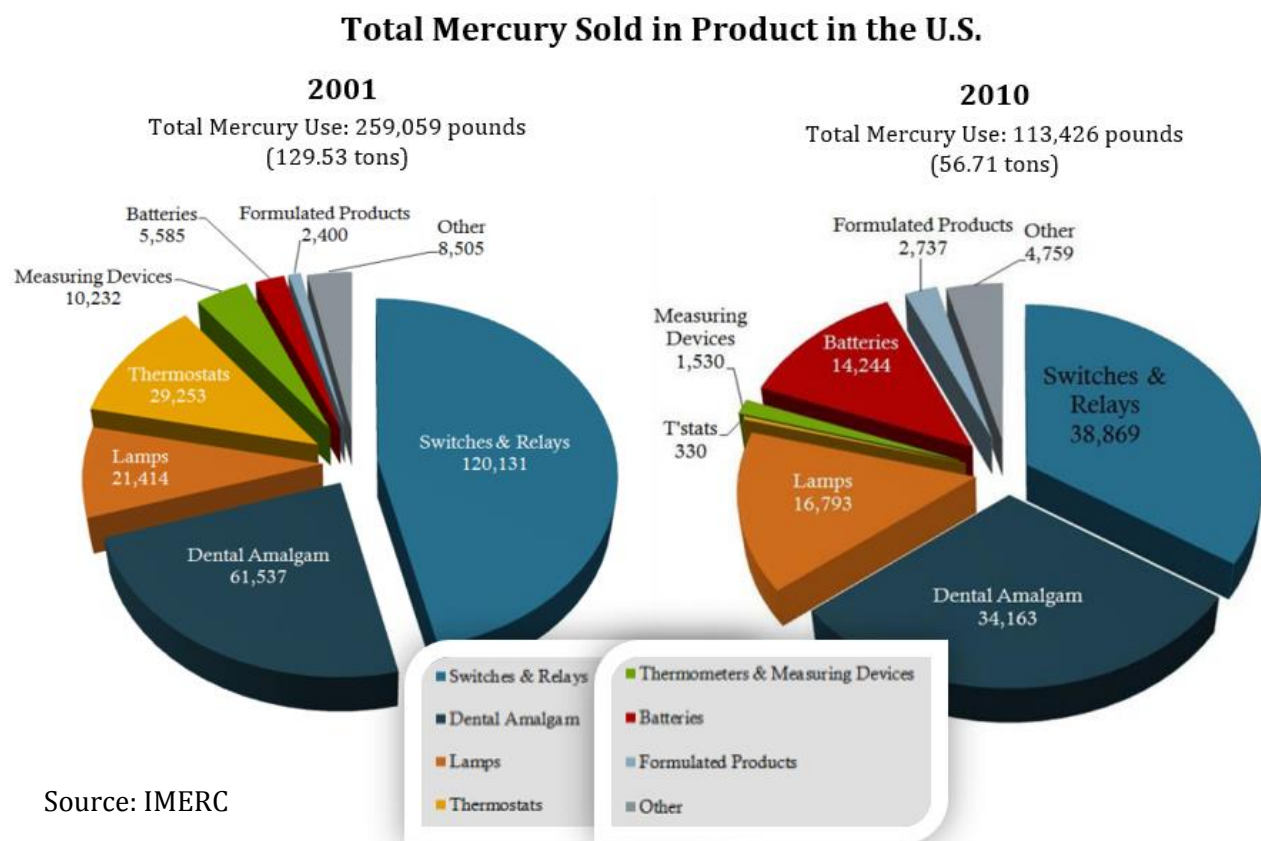
THERMOSTAT RECYCLING CORPORATION EMPLOYEES

Ryan Kiscaden
Executive Director

Danielle Myers
Operations and Compliance Manager (Recently Promoted)

THE MERCURY'S FALLING AFTER 20 YEARS

Mercury from products put into the waste stream is declining. Recently, this public health issue has been best highlighted with the revision of guidelines of certain fish consumption. The Environmental Protection Agency (EPA) along with the Food and Drug Administration (FDA) have loosened these guidelines with the implication being that the source of mercury contamination from these sources has decreased. The fish consumption guideline changes may indirectly reflect the findings of the Interstate Mercury Education and Reduction Clearinghouse (IMERC). In 2010, IMERC provided data on the use of mercury sold in products in the U.S. The graphs illustrated devices such as switches/relays, dental amalgam, lamps, batteries and thermostats. The juxtaposition of these two pie charts compared 2001 to 2010. As highlighted in the thermostat slice, there was a noticeable change in mercury in thermostats during this time period as a percentage of the overall pie. In fact, IMERC published that by 2007, mercury use in the production of thermostats was basically nonexistent¹. According to IMERC's fact sheet, "There are non-mercury alternatives that may be suitable for replacing mercury thermostats. Programmable thermostats can save energy and money, by enabling users to automatically adjust the temperature or turn off the heat or air conditioning depending on the time of day." Logically, any decline in thermostat collections can be explained with these overarching constraints.



¹ <http://www.newmoa.org/prevention/mercury/imerc/factsheets/thermostats.cfm>

Looking specifically at the TRC collection data, there has been an irrefutable downward trend in thermostats (on the average) inside the program's recycling containers. What's more is the program's national collections peaked by 2014. At that time, the program would have been in operation at least seven years from last production (2007) of mercury containing thermostats. Or at the beginning of the decline of mercury thermostat production which would have been 10 years (2004). Thus, the further TRC moves from the range of mercury thermostat production (2004-2007), the less the program can reasonably expect to collect since these collected products are fungible. This past year's mercury thermostat collections do, in fact, demonstrate a decline (-2% less than 2016 nationally)². Despite the obvious softening of collections, TRC has recycled more than 2.1 million thermostats, diverting more than 10 tons of mercury from the ecosystem across 48 contiguous states, all within these twenty short years of operation. This is quite an incredible feat.

Amidst the resulting decline in collections, how does the program collect devices that were once widespread in use, do not have a downstream recycled commodity market, and are not uniformly tracked following purchase and installation? The only answer is that you focus on deploying precious resources at targeting the best opportunities within the most promising sectors. You use data, hunches, or metrics. You choose to focus on where there have been consistent numbers inside of the recycling containers and you lean on the stakeholders that make the program a success. In 20 years of operation, we have learned that stakeholders such as the regulatory community, our paying members, the collection points, and vendors hold the keys to our success as an organization. Without them, we do not have a successful recycling program, nor does the environment. Utility driven thermostat replacement programs, the installing HVAC industry, and the waste recycling sector consistently demonstrate that they can stimulate these devices for recycling and are willing actors. To pursue other channels has proven to be inefficient and ineffective. We plan to stay vigilant in the face of the changing thermostat product adoption cycles and the evolving market forces. The reality is that these focuses are not dissimilar to where the program started twenty years ago. These core values of TRC will not and have not changed. No longer is mercury rising and we are proud to willingly have participated in its decline.



A handwritten signature in black ink, appearing to read 'Ryan L Kiscaden'.

Ryan L Kiscaden
Executive Director, Thermostat Recycling Corporation

² Graphs illustrating these two points are available in the 2017 State Specific Collections and Evaluation section of the annual report, see table of contents for page number.

TABLE OF CONTENTS

• NATIONAL	
○ 2017 Accounting of the Program Expenses.....	7
○ 2017 Education and Outreach.....	9
○ 2018 Program Modifications.....	32
• CONNECTICUT	
○ 2017 Collections by Brand.....	38
○ 2017 Accounting of the Program Expenses.....	40
○ 2017 Education and Outreach.....	41
○ 2018 Program Modifications.....	46
• APPENDICES	
○ 3 rd Party Review of Program Effectiveness	
○ How Mercury Thermostat Waste Is Handled	
○ Tax Form 990 - CY2016	
○ Collection Location Phone Calls	
○ Collection Location Site Visits	
○ Collection Location Summary Report	
○ Collection Location Bin Receipt	
○ Collection Locations Which Requested a Container in 2017	

NATIONAL

2017 ACCOUNTING OF THE PROGRAM EXPENSES

Listed in the table below is TRC's 2017 program expenses compared to 2016. 2017 program expenses are unaudited and are for management purposes only. Prior to submittal of this annual report, the expenses were reviewed by Halt, Buzas & Powell, LTD. A copy of TRC's 2016 IRS Form 990 appears in the appendix.

Program Component	2016	2017	% Change
Direct Expense for Marketing & Outreach	1,254,329	1,531,703	22%
Incentive/Promotional Payments	44,460	47,633	7%
Legal	30,952	219,878	610%
New Collection Containers	13,473	1,614	-88%
Recycling Costs	308,899	583,829	89%
Travel	79,259	58,332	-26%
TRC Staff and Administration	548,137	453,693	-17%
Total (expenses)	2,279,509	2,896,682	27%

The program's expenses increased by 27% in comparison to 2016. It is important to report that the program has seen an increase in expenses while the collection rate of thermostats has decreased. The increase in expenses doesn't match the thermostats collected rate (+/- 29%). The recycling program continues to become more expensive to acquire each incremental new thermostat.

New Collection Containers: 2017 marked a year in which the program did not need to order new recycling containers. The noticeable change in ordering bins is tied to the fact locations are returning bins which no longer see thermostats, the re-use of these bins, and the small pail option for collection points. This is in spite of the fact we sent over 500 new, green recycling containers.

Recycling Costs: As expected from last year's annual report, the costs to process thermostats increased by 89%. These costs are directly related to switching the processing facility to Veolia.

Clarification on classes for costs: TRC uses an accounting process in QuickBooks which allows the organization to code expenses to both account code and class. Classes set up for allocation include individual states, a "mandatory" classification, and a "national" classification.

These classifications allow TRC to attribute costs in an appropriate manner. For example, many times marketing activities are best done at the "mandatory" classification for economies of scale. If TRC engages a marketing activity geared towards multiple states (i.e.

a direct mail piece) then TRC will use this category to allocate costs to the “Mandatory” category. As a comparison, we’ve arranged our costs to show the costs of the “Mandatory” classification, “National” classification, and total 2017 expenses. TRC did not allocate any of these costs against state programs.

Program Component	Mandatory (\$'s)	National (\$'s)	Total Expenses (\$'s)
Direct Expense for Marketing & Outreach	97,095	436,624	1,573,878
Incentive/Promotional Payments	-	-	5,458
Legal	4,228	74,966	219,878
New Collection Containers	-	1,614	1,614
Recycling Costs	-	274,518	583,829
Travel	3,219	34,550	58,332
TRC Staff and Administration	62,683	309,556	453,693
Total (expenses)	167,224	1,131,829	2,896,682

2017 EDUCATION AND OUTREACH

INTERNAL EMPLOYEE PROMOTION

Effective January 2018, Danielle Myers was promoted to Operations and Compliance Manager. She joined TRC in December 2016 as Executive Administrative Assistant & Office Manager. In her new position, she will be responsible for administrative and operations functions, while managing the processing facility's performance, reporting on issues and maintaining regulatory compliance. She holds a Bachelor of Science degree in Leadership, Ethics, and Organizational Sustainability from the prestigious Haub School of Business at Saint Joseph's University. She has been involved in the sustainability industry since 2013.

DIRECT MARKETING (EMAIL, MAIL, OTHER COMMUNICATIONS)

New Member Recruitment

In April of 2017, TRC wrote a press release announcing the newest members that had joined TRC to remain compliant with the Minnesota S.F. No. 2192. TRC mailed a letter along with the press release to 32 non-compliant companies inviting them to join the TRC if they are out of compliance, pertaining to the Minnesota state law requiring all thermostat manufacturers to be responsible for the costs of collecting and managing replaced mercury thermostats.

Current Collection Locations

Collection Containers - From Big Bins to Small Pails.

In 2017, TRC took a proactive step in mandatory states switching some collection locations' containers from a large bin to a small pail [Figure 1.0]. The criteria for the switch-out are locations who have sent their bin in for processing since the beginning of 2016 that contained 6 or less thermostats. These locations can choose to continue using the green bin, but our hope is that we can increase the return rate of our containers with this small pail offering. In theory, the container would fill up quicker and encourage the location to send back sooner. Prior to the strategy being deployed, TRC spoke with the regulatory agencies within California, Maine, and Vermont for a pre-approval of this concept. It was met with fanfare.

Figure 1.0



In 2017, TRC shipped 334 small pails to collection points around the country. These entities either requested the new container when they signed up to participate in the program or were switched out with the campaign mentioned prior.

The large, green bins which have been the staple of the program, continued to place throughout the country. Often times these new bin orders coincide with accounts that open new stores, move or lose their existing containers. Because the containers are re-used, we anticipate that the request for new containers will continue to decrease as the program operates. In 2017, TRC shipped 509 new green bins. In comparison, the program shipped 635 new bins in 2016.

Collection Location Outbound Phone Calls

These calls have been branded internally as the “*Miss You Call*” process. These calls promote collection container returns and in 2017, these calls were handled more efficiently. TRC reallocated resources for *miss you calls* to collection sites, in mandatory states, that have not returned stock-filled bins in over a year. This valuable tactic for bin retrieval normally took between five to twelve hours of an internal TRC employee’s time each month. During the course of each call, a TRC representative would offer to schedule a next-day FedEx pick-up for forgotten bins and have it shipped to Veolia for processing.

Now, these calls are outsourced to the Regus Property Management representatives and Intelligent Office. By outsourcing the work, TRC has amplified its call time to 25 hours a month, and increased the number of bins returned.

The accumulation of these changes has netted the program an increase of 563 calls over 2016. In total, the program called 2,373 current collection locations in 2017.

Collection Location Postcards

Over 13,000 postcards were sent this year to collection locations that haven't shipped a bin in the past year, a 50% increase from 2016.

New for 2017, TRC emailed locations three weeks after receiving a postcard to encourage them to directly ship the container. This email campaign was sent to 2,799 locations.

Collection Location Site Visits

1,698 site visits were completed in California, Connecticut, Illinois, Massachusetts, Maine, New Hampshire, New Jersey, New York, Pennsylvania, Rhode Island, and Vermont. The purpose of site visits is to inform the location of their requirements in participation, what the statute requires of them, shipment of the recycling container, and to answer any questions they may have. Often times, valuable intel is gathered during the site visit which is used to enhance TRC's outreach and other tactics.

Merchandising in-store displays

In 2014, TRC developed branded merchandise displays for its recycling containers. The purpose of the displays is to enhance the visibility and accessibility of the program to contractors at HVAC wholesale locations. Throughout 2017, TRC distributed free branded cardboard displays to HVAC wholesale distributor collection locations to showcase the TRC container. The program continues to discuss and offer these displays to requesting locations. Most of the new requests have diminished but we continue to fulfill replacement needs.

HVAC Industry

The HVAC industry is arguably still the best, most productive and most engaged channel for recycling mercury containing thermostats. We consider this industry to be the manufacturers, wholesale distributors, and contractors which are intimately involved with the recovery of mercury thermostats.

BMOP Competition Announcement

In April, TRC announced the start of the 2017 Big Man on Planet (BMOP) Competition in a mailing to 1,034 HVAC wholesale locations.

TRC Contributed to the HVAC Industry Statement and Recommendations in Flood Zones

This educational informative piece was authored by the Air Conditioning Contractors of America (ACCA), Air Conditioning, Heating, and Refrigeration Institute (AHRI) and Heating, Air-Conditioning, Refrigeration Distributors International (HARDI). TRC contributed

specific content on recycling mercury thermostats. The piece acted as a mailing in Texas and Florida after flooding due to hurricanes [Figure 1.1]. In addition to this piece, Industry experts representing the heating, ventilation, and air conditioning (HVAC) industry released a statement and guidelines regarding flood zones, air conditioning equipment, and hot water heaters. The statement was sent to national publications such as the Washington Post and Good Morning America.

Figure 1.1



HARDI wholesale branch location clean-out mailings.

TRC mailed over 1,000 direct letters to wholesale distributors in mandatory states to remind them to write off old mercury thermostat stock and recycle the new in box products. Many thermostats manufactured prior to 2007 contained mercury and the sale of these devices have been banned by many states. Most distributors had written-off stranded inventory of mercury thermostats, but it was possible that these units were yet to be disposed of and may remain at either branch or central distribution locations. TRC provided materials such as a template of an internal memo to help facilitate this process.

We also reminded them that any mercury thermostats returned from the branches would count towards the Big Man on Planet Competition.

HVAC Educators Training

TRC contracted with an HVAC/R icon, Warren Lupson on helping TRC reach into the next generation of HVAC/R technicians. During the calendar year of 2017, Warren presented information on the recycling program to:

- Alabama Council of Air Conditioning Educators (ACARE) on July 20-21st. The Alabama CARE, hosted by Alabama Power, has a turnout of almost 100% of the state approved school instructors. There were 31 instructors from schools that teach HVAC/R, 8 from the different Alabama Power (Southern Co) HVACR training Centers, 4 wholesalers and some Alabama school officials. From the presentation, there were commitments from 31 instructors that they will put up the TRC posters in their classrooms.

Utility Industry

In 2017, TRC refined its approach on how to engage the utility sector. After a few years of networking, work within the industry and research, it had become apparent to TRC that this sector had three very distinct pathways to pursue. They were the utility companies themselves, the installer/implementer, and community action agencies. Each of these audiences have distinct messaging requirements and informational needs. With these learnings, TRC took the following actions:

1. Purchased research on energy efficiency projects geared towards thermostat replacements and rebates/incentives
2. Attended the Building Owners Management Association national trade show
3. Attended the NJ based PSEG networking event in Newark, NJ which pulled in the Mid-Atlantic utilities companies such as PA and NY based utilities
4. On 6/23, sent an informational email to known utility implementers on the program
5. On 5/23, sent informational email on thermostat recycling to the DOE weatherization program
6. Directly marketed to 392 community action agencies and NGO's which included technical requirements through the NREL. These requirements were directed toward the Standard Work Specifications through the federal DOE and can be located at <https://sws.nrel.gov/spec/531041>.
7. Attended AESP (Association of Energy Services Professionals) and NEUAC and exhibited at NARUC (National Association Regulatory Utility Commissioners) conferences

Household Hazardous Waste (HHW) Industry

Not unlike the utility industry, TRC spent time with the waste-related sector. These attempts were to gain new collection locations, form better relationships with the audience and raise overall awareness of the TRC program. Because of these learnings, TRC took the following actions:

- TRC staff joined the National North American Hazardous Materials Management Association monthly planning committee.
 - Sent a letter to the Energy Recovery Council (ERC) to form a better relationship with its members. ERC is a national trade organization that represents the waste-to-energy industry and communities that own waste-to-energy facilities. Current ERC members own and operate a vast majority of the 77-modern waste-to-energy facilities that operate nationwide, safely disposing of municipal solid waste, while at the same time generating renewable electricity using state-of-the-art technology. ERC's members include Covanta, Wheelabrator and other waste to energy plants. The direct communication hopes to open communication of collaborating and diverting mercury prior to waste-to-energy activities.
 - TRC staff attended and presented at the Association of New Jersey Household Hazardous Waste Coordinators meeting.
 - TRC agreed to formally send to Earth 911 a location list of TRC collection points to promote on its website nearby collection locations.
 - Scoured google alerts for new HHW facilities openings or events to target phone call or email outreach to encourage them to use program. Alerts included articles titled:
 - "Households drop off tens of thousands of pounds of hazardous waste for Delmar safe disposal/recycling"
 - "'Catch-all' recycling event Saturday at fairgrounds"
 - "Hazardous home wastes collected on Oct. 7"
 - Wheelabrator mailing to plants. With TRC's existing relationship with a similar waste-to-energy (WTE) giant Covanta TRC reached to Wheelabrator locations in the northeast corridor, offering to provide them with our recycling containers. A total of ten plants were communicated to - two in Connecticut, three in Massachusetts, one in New Hampshire, three in New York, and one in Pennsylvania.
-

ADVERTISING

Trademarked Logo

In the summer, TRC submitted paperwork to offer trademark protections on its two versions of its logo. The trademark would cement Thermostat Recycling Corporation's business operations and also the branding associated with its logo. In early August TRC received confirmation that the U.S. Trademark Office has received its applications to register its trademarks, and assigned the filing dates and serial numbers. Although the logo was not redesigned, the trademarking process is great way to prove credibility to the organization. [Figure 1.2] demonstrates the application serial numbers submitted.

Figure 1.2



New Creative

TRC, in conjunction with its advertising agency, designed new marketing creative. The creative advertising was developed around recognition of the wallpaper behind a mercury thermostat and the messaging of “protecting your family” from the dangers of improperly disposed of mercury thermostats. [Figure 1.3]

Figure 1.3



TRC also redesigned both its large trade show booth and tabletop display for the 2018 trade show schedule. [Figure 1.4]

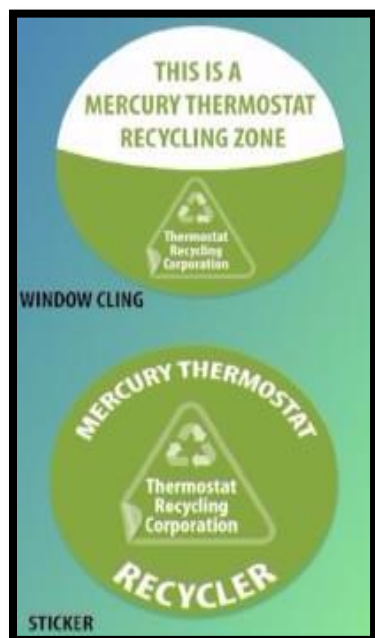
Figure 1.4



Print Advertising

In the summer, TRC redesigned its window clings and stickers. These pieces are included in each new collection container shipment, effectively updating the old materials. [Figure 1.5]

Figure 1.5



Spanish Translations of Marketing Collateral

TRC's marketing collateral was converted to be available in Spanish, as well as English on our website. Items such as posters and brochures were updated in hopes of reaching audiences we haven't in the past. [Figure 1.6]

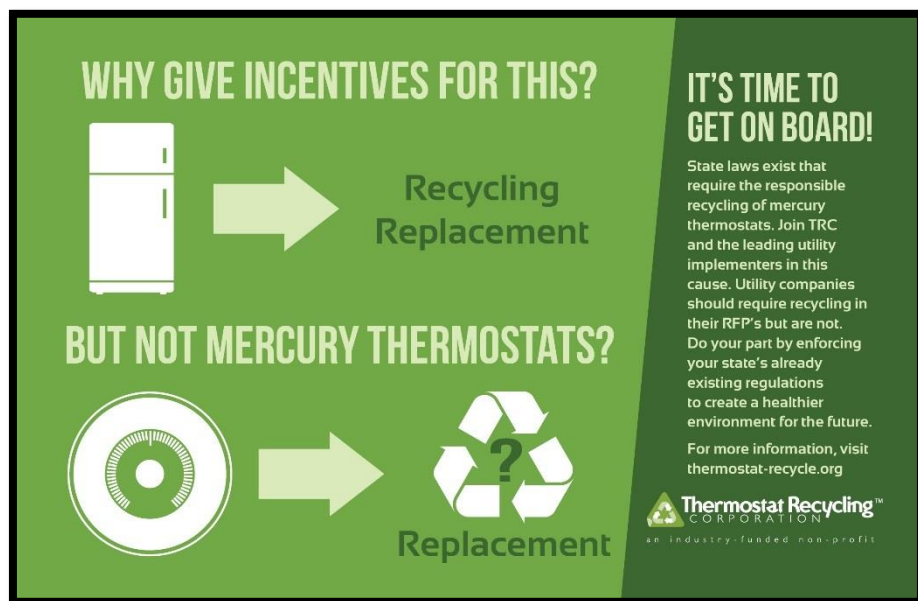
Figure 1.6



National Association Regulatory Utility Commissioners (NARUC) Sponsorship

In addition to attending seminars and exhibiting, TRC was a sponsor of NARUC's 129th Annual Meeting and Education Conference held in Baltimore. TRC's intent was to spread awareness the recycling program and coordinate efforts which would lead to utility companies being required to include the recycling of mercury thermostats in their request for proposals. [Figure 1.7]

Figure 1.7



NEUAC Conference Program Book: June 26th-June 28th Conference [Figure 1.8]

- Field Served: NEUAC is a broad-based coalition of diverse organizations with a mission to increase awareness and understanding of the needs of low-income and moderate-income energy policy; and provide information, data and technical assistance in the creation and development of fuel funds and statewide fuel fund networks.
- Full page, 4C Ad 8 1/2" x 11"
- Tote bag insert - 700 pieces

Figure 1.8



Lodging Engineer Digital Magazine: National Association of Hotel & Lodging Engineers

- Field Served: Official trade publication of NAHLE. The magazine provides valuable information and insightful coverage of all aspects of hotel engineering. Topics include: federal and state regulations, operations, energy and water management, building systems, human resources, building envelope and grounds, new technology, project management, maintenance, renovations, sustainability and personal development.
- Full page, 4C 7/14" x 10"
- Summer Issue
- Total Impressions Delivered: 23,211

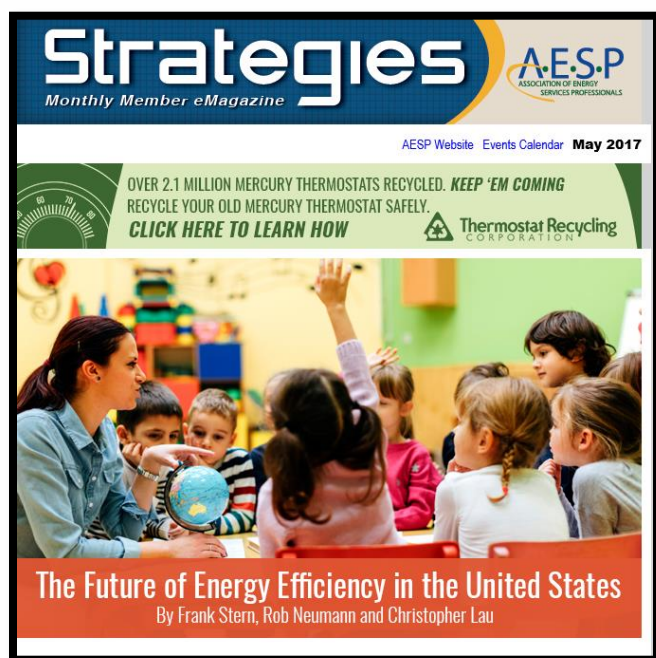
Digital Advertising

The digital advertising was a combination of digital video, display, and Google AdWords. These ran on YouTube (video) and in website ad networks that are grouped by category like "Green Living" or "Working Man." These ad networks are made up of any number of dozens of sites that appeal to a particular type of person, the environmentalist or the contractor, for instance.

AESP Newsletter [Figure 1.9]

- Field Served: Readers are involved in the energy efficiency, demand response and demand side management industries.
- Deployment: 8,000
- Used earned points for initial sponsorship and ran 3 paid sponsorships - Masthead Banner
- Total Impressions Delivered: 30,306

Figure 1.9



AHRI Weekly Digest E-Newsletter

- Top Banner Ad 468 x 60
- 1,706 deployed weekly on Monday to heating and commercial refrigeration manufacturers
- Total Impressions Delivered: 13,644

NAHMMMA News Watch E-Newsletter

- Box Banner Ad 300 x 250
- 1,811 deployed every other week on Thursdays to Municipal hazardous waste professionals
- Total Impressions Delivered: 5,606

National Demolition Association E-Newsletter [Figure 1.10]

- Box Banner Ad 300 x 250

- 1,629 deployed weekly on Monday to demolition professionals
- Total Impressions Delivered: 6,491

Figure 1.10



Google AdWords

In 2017, Google AdWords were optimized via paid search. TRC bid on keyword terms and phrases in order to have our paid placement appear at the top of search result pages on Google.

Social Media

In 2017, TRC took a more active role creating and sharing content via its LinkedIn, Twitter, and Facebook pages. The engagement helped raise awareness of the program and enhanced important relationships throughout TRC target audiences. Some examples include:

BMOP Contest Facebook Promotion [Figure 1.11]

- 1,553 reached
- 627 engagements

Figure 1.11



Earth Month Social Media Blitz

In honor of April's Earth Month, TRC developed a general public awareness ad that was distributed to all TRC members through representatives on the newly-formed marketing committee. Many members posted the graphic on their own social media outlets to help broadcast the TRC message. Additionally, TRC posted a [blog](#) on its website in support of the ad and issued a press release to media in the Philadelphia region in hopes of garnering additional attention. [Figure 1.12]

Figure 1.12



America Recycles Day

November 15 was America Recycles Day. TRC took part in the Keep America Beautiful initiative by raising awareness about the value and benefits of reducing, reusing and recycling via social media, as well as supporting our collection partners in their efforts.

Executive Director Authored Blogs

On TRC's website and the TRC LinkedIn account, the Executive Director authored four unique blog posts on topics ranging from best practices for trade shows, TRC's data learnings, and recycling.

Earned Media

- TRC's member, Burnham Holdings ran an article authored by TRC entitled, "How to Profit with Mercury Thermostat Recycling".

Press Releases

- On March 02, 2017, TRC released the "TRC Names Franklin Energy Services Illinois' Collection Partner of the Month".
- On April 20, 2017, TRC released the "Thermostat Recycling Corporation (TRC) Announces Addition of First Non-Mercury Thermostat Manufacturers to Its Membership".
- On May 31, 2017, TRC released the "TRC Major Announcement: Big Man on Planet Competition Registration Deadline Moved to June 31st".
- On Jul 13, 2017, TRC released the "MAJOR ANNOUNCEMENT: TRC Changes Eligibility for 2017 BMOP Competition and Announces Two New Contest Categories".
- On Aug 23, 2017, TRC released the "Chittenden County, VT., Leads Nation's Household Hazardous Waste Sector in Recycling Mercury Thermostats".
- On Oct 19, 2017, TRC released the "Thermostat Recycling Corporation and Wheelabrator Technologies Team Up to Recycle Mercury Thermostats in Massachusetts".
- On Dec 05, 2017, TRC released the "TRC Announces 2017 Big Man on Planet Competition Winners".

TRC Website

TRC has maintained a website for several years. In 2017, updated two specific features on its website.

1. TRC sign up form enhancement.

With the revelation of the new pail offering for collection sites, TRC updated it's sign up form to consolidate incoming container orders. The form consolidates location types and integrates all the information requests onto one form. There now is a one-page form for small pails and a large green bin order form. These changes streamline the process for locations ordering containers. The website was a direct beneficiary of this change by allowing for the new location to understand the sign-up easier.

2. Logic for displaying collection locations.

In the past, the database informed the zip code finder which locations to display. The logic for displaying available locations which collect mercury thermostats was very complicated and cumbersome. In 2017, we reduced the complexity by allowing our database to create a static check mark option for displaying on the website. This enhancement was a direct result of locations which were concerned about displaying to the public, HHW's which had complicated location management, and HVAC contractors which did or did not want to be displayed.

2017 Trade Shows, Conferences, And Presentations

TRC staff attended, exhibited, sponsored and/or presented at the following national events:

Date	Event	Location	Description
January			
30th -1st	Air-Conditioning, Heating, and Refrigeration Institute Expo	Las Vegas, NV	TRC staff attended and exhibited at the largest HVAC Expo in the world.
February			
1st-2nd	Efficiency Vermont	Burlington, VT	TRC attended the event and networked with VT current and prospective collection locations.
13th - 16th	Association of Energy Service Professionals (AESP)	Orlando, FL	AESP is the premier organization for professionals in the energy efficiency industry. Over 300 industry professionals attend the event including utility professionals and industry advisors/implementers.
March			
19th	ECOS (Environmental Council of States) Webinar Presentation	Internet/Computer	TRC presented to interested parties an update on the collection program.
19th-22nd	Home Performance Coalition	Nashville, TN	TRC attended the conference and joined over one thousand residential energy efficiency professionals for networking.
20th-22nd	IE3: Indoor Environment & Energy Expo	Nashville, TN	This expo is the largest marketplace for the indoor environmental and energy services contracting industry. TRC staff exhibited and promoted the program to attending HVAC contractors.
27th	Mass Recycle Event	Framingham, MA	TRC exhibited at Recycling & Organics Conference & Trade Show, the biggest annual recycling and organics conference in the Commonwealth of Massachusetts.

FY 2017 – CONNECTICUT ANNUAL REPORT

April			
6th	Association of NJ Household Hazardous Waste Coordinators	Ocean County, NJ	TRC presented to the members of the ANJHHWC on the recycling program.
24th-25th	Maine Resource Recovery Association	Rockport, ME	TRC sponsored this conference where experts and service providers from across the spectrum of the recycling and solid waste industry come to address current topics in materials management.
25th	Plumbing, Heating, Cooling Contractors (PHCC) Expo	Pleasanton, CA	TRC exhibited at this expo attended by contractors.
May			
21st-25th	Eastern Energy Expo (OESP)	Hershey, PA	TRC attended the trade show that offers the latest products and services for the petroleum marketing and HVAC industry.
23rd	Heating, Air-conditioning and Refrigeration Distributors International (HARDI) fly-in	Washington, DC	TRC meet with representatives alongside HVAC industry professionals to affect policy and make a difference.
June			
15th	AESP Mid-Atlantic Seminar	Newark, NJ	TRC attended the local seminar for energy efficiency professionals.
24th-27th	Building Owners and Managers Association International (BOMA)	Nashville, TN	TRC attended this commercial real estate conference focused on innovative solutions and cost-cutting strategies.
26th-28th	National Energy & Utility Affordability Coalition (NEUAC)	Ft. Lauderdale, FL	TRC attended the conference where over six hundred leaders within the energy assistance community gather to share solutions.
July			
19th	Local Rotary	Montgomery County, PA	TRC presented to the local rotary club on our recycling program.
25th-26th	Product Stewardship Institute (PSI) Forum	Boston, MA	TRC presented at the forum where they discuss current product stewardship trends in the U.S.
26th-28th	Professional Recyclers of Pennsylvania (PROP) Conference	Valley Forge, PA	TRC presented a session on mercury thermostats at the event where you can connect with solid waste and recycling professionals from throughout Pennsylvania and surrounding states.
August			
9th-11th	Missouri Recycling Association Conference	Osage Beach, MO	TRC's board member, John Sartain, presented on the mercury thermostat recycling program.
12th - 15th	American Society of Association Executives (ASAE) Conference	Toronto, Canada	TRC's executives attended the annual meeting where thousands of association professionals and industry partners gather to exchange time, resources, strategies, solutions, and more.
14th-17th	North American Hazardous Materials Management Association (NAHMA)	Clearwater, FL	TRC exhibited at the national conference that brings together hazardous waste professionals, buyers, and industry leaders from municipal collection programs throughout the US.
17th	APR Supply Show	Hershey, PA	TRC exhibited at the APR buying show.
20th-23rd	California Resource Recovery Association (CRRRA) Conference	San Diego, CA	TRC attended the conference about recycling and sustainable materials management in

FY 2017 – CONNECTICUT ANNUAL REPORT

			California.
30th	Product Stewardship Meeting	Washington, DC	TRC's Executive Director met with other EPR Executives, such as Cal2Recycle and PaintCare, to discuss best practices and joined efforts.
September			
17th-19th	HARDI (Sales and Marketing)	Philadelphia, PA	TRC attended and exhibited at the conference where HVAC leaders learn about leveraging emerging.
October			
4th-6th	Plumbing, Heating, Cooling Contractors (PHCC) Expo	Milwaukee, WI	TRC attended this expo along with many HVAC contractors.
25th- 27th	National Multifamily Housing Council Expo	Las Vegas, NV	TRC attended this expo with leaders in the apartment industry.
26th-27th	Keystone Energy Efficiency Alliance (KEEA) Conference	Hershey, PA	TRC attended the conference that is dedicated to promoting the energy efficiency and renewable energy industries in Pennsylvania.
November			
2nd	Institute of Heating and Air Conditioning Industries (IHACI) Annual Trade Show	Pasadena, CA	TRC exhibited at this show attended by many experts in the HVAC industry.
2nd	AESP - Strategies for Delivering Marketing Excellence Conference	Philadelphia, PA	TRC attended a training in regards to marketing with the utility sector.
12th - 15th	National Association of Regulatory Utility Commissioners Annual Conference	Baltimore, MD	TRC exhibited at the conference where members gather to set policy, share best practices, and discuss crucial industry issues.
15th	Product Stewardship Meeting	Washington, DC	TRC's Executive Director met with other EPR Executives, such as Cal2Recycle and PaintCare, to discuss best practices and joined efforts.
21st	Keep Philadelphia Beautiful Meeting	Philadelphia, PA	TRC staff met with KPB's Executive Director to discuss areas of opportunity.
December			
2nd - 5th	Heating, Air-conditioning and Refrigeration Distributors International (HARDI) Annual Conference	Las Vegas, NV	TRC staff again exhibited at this event and presented its annual "Big Man on the Planet Award."

2017 Promotional Items

TRC distributed a little over 500 can koozies while exhibiting at various expositions throughout 2017. [Figure 1.13]

Figure 1.13



OTHER ENGAGEMENT

Product Stewardship Institute (PSI)

TRC worked in collaboration with PSI throughout the year of 2017 by being a panelist on two webinars, contributing the TRC name to outreach efforts in which PSI was awarded through the USDA, and by speaking at the PSI bi-annual Forum held in Boston, MA. TRC staff Ryan Kiscaden, Danielle Myers, and Tom Murray shared their expertise for these various presentation platforms.

Environmental Protection Agency (EPA) expert, Tom Murray, represented TRC as a presenter for the Product Stewardships Institute's (PSI) April 19th webinar. Murray, specifically, gave a historical overview about mercury and underscored the heightened role of industries, such as combustion coal, contributing to environmental contamination. Murray also detailed how TRC works in conjunction with statewide regulatory programs throughout the U.S., and explained that mercury-containing thermostats is an issue with an end in sight.

Ryan Kiscaden presented at the PSI's bi-annual forum (July) on the subject of mercury thermostat collections present and future. At this event, he introduced the concepts of which mercury thermostats largely are collected from (boiler systems in cold, very-cold climate zones) and his vision for the future collection program's focus.

Danielle Myers administered the webinar in which industry and government entities shared ways to improve outreach and education to increase recycling and decrease waste. From print media (such as flyers and brochures) to web-based media (such as social platforms, video, and infographics), outreach and education the webinar detailed proven ways at increasing thermostat collection.

TRC lent its name to PSI grant proposal “Reducing the Impact of HHW on Water Resources in Low-income, Rural Communities” directed to the USDA and also contributed thought leadership time on best ways to approach rural communities. PSI’s grant attempted to place recycling containers with the following areas:

1. Alutiiq Tribe of Old Harbor, AK
2. Del Norte County, CA
3. Inyo County, CA
4. Lassen County, CA
5. Mendocino County, CA
6. Hazard, KY
7. Town of Lincoln (in Penobscot County), ME
8. Town of Hartwick, NY
9. Malheur County, OR
10. Walden, VT
11. Chelsea, VT
12. Woodbury, VT
13. Quilcene, WA
14. Brinnon, WA
15. Klickitat County, WA

At the end of 2017, TRC signed a letter of support for PSI to apply for similar USDA grants. The letter dated December 18, 2017 detailed the support of the Product Stewardship Institute’s application for funding through the (USDA) Rural Utilities Services’ fiscal year 2018 Solid Waste Management Program.

PROMOTIONAL CAMPAIGNS

Big Man on Planet Competition

HARDI members, comprising more than 1,000 distributor locations nationwide, competed against one another for top honors. In 2017, TRC had 102 Wholesale Members participate in the competition (compared to 24 the year before), who collected a whopping 370.95 lbs. of mercury during May 1st through October 31st. Winners were announced at HARDI’s annual conference, December 2nd – 5th, in Las Vegas.

The 2017 BMOP Award winners were as follows:

TOP PRIZE WINNERS

- Most amount of mercury recycled overall (157.16 pounds) – Johnstone Supply, National
- Highest average amount of mercury recycled (12.3566 pounds) – Tower Equipment, Connecticut
- Highest participation rate for distributors with over 10 locations (92%) – Johnson Supply, Texas and Louisiana [Figure 1.14]

Figure 1.14



TOP 3 BRANCHES FOR RECYCLING

- Tower Equipment - Stratford, Connecticut (12.3566 lbs.)
- Johnstone Supply - Appleton, Wisconsin (6.6588 lbs.)
- Johnstone Supply - Columbus, Ohio (4.774 lbs.)

MVP AWARD

- Aireco Supply Co. (11 lbs. of mercury across 22 locations)


ROCK STAR AWARD

- Aireco Supply Co.
- APR Supply Co.
- Auer Steel & Heating Supply
- Corken Steel Products Co.
- Crescent Parts & Equipment Co.
- Duncan Supply Co.
- Ferguson Enterprises

- Gustave A. Larson
- GW Berkheimer Co.
- Harry Alter Co.
- Johnson Controls UPG Parts Store
- Johnson Supply
- Tower Equipment
- US Air Conditioning Distributors

* Note - Johnstone Supply an industry specific catalogue featured TRC's BMOP Campaign at no-charge to TRC. [Figure 1.15]

Figure 1.15



2018 PROGRAM MODIFICATIONS

Thermostat Recycling Corporation's 2018 Goals

TRC has continued to set high level annual goals for the organization. These goals assist in decision making and prioritization of activities. For the calendar year of 2018 TRC plans to focus on:

1. Continuing to fulfill state statutory requirements, agreements and other arrangements for regulatory compliance.
2. Targeting mercury thermostat collections at (3) key industries; Utilities, waste-related sector, and HVAC. Other key audiences vary by state and requirements.
3. Finishing business intelligence upgrades to systematizing operations and data reporting.
4. Elevating the TRC staff by investing in skills, experiences and continuing educational opportunities.
5. Maintaining and building relationships with key stakeholders (regulatory, members, collection points, and vendors)

In addition to these goals, TRC set specific tasks which we plan to focus on. Completion of these tasks aids in the overall organization's goals.

1. Finalize new database. These enhancements to our database include:
 - Tracking small bins
 - Tracking clear vs. green liners
 - Consolidating all CRM's into one package
 - Importation of all historical data
 - Overlaying collections to climate zone
2. Develop and finalize utility industry specific marketing collateral.

This industry will require three specific pieces of collateral. The pieces will be geared towards the utilities themselves, the installers/implementers, and the community action agencies. The collateral will be valuable leave behind materials for upcoming trade shows and direct marketing initiatives.

3. Look for opportunities to switch collection points to small pails.

The staple green recycling container will remain an option for all collection locations. This container has been a part of the organization's branding, its mechanism for compliance, and is the largest container available in meeting DOT shipping regulations for universal

waste. However, a smaller recycling container can help resolve rural collection issues and provide an additional, perhaps desirable collection mechanism for others.

4. Audit our processing facility every other year.

TRC gained great operating efficiencies by walking the processing floor and looking for ways to improve the program's performance. The processing center was audited in 2017 and we plan to audit in 2019.

5. Attend 2018 events such as trade shows and conferences.

Arguably, one of the best avenues for TRC. Continuing to grow relationships while displaying our wares, networking, and attending conferences continues to be a great investment for the program. Below is a list of events which TRC likely will attend or exhibit at.

Date	Show	Location
January		
22nd-24th	AHR Expo	Chicago, IL
February		
7th -9th	MEEA	Chicago, IL
7th-8th	Efficiency Vermont	South Burlington, VT
12th-14th	IE3 Show (ACCA)	Washington, DC
13th-14th	Home Performance Contractors - New York	Saratoga Springs, NY
19th-22nd	Association for Energy Services Professionals	New Orleans, LA
March		
5th - 7th	SWANA-Palooza	Denver, CO
10th	Plumbing, Heating Cooling Contractors of MA	Marlboro, MA
26th	Mass Recycle Trade Show	Framingham, MA
26th-28th	HVAC Excellence Educators Conference	Las Vegas, NV
April		
23rd-26th	Home Performance Contractors - National	Philadelphia, PA
May		
8th-9th	BuildingsNY	New York, NY
20th-23rd	NY FEDERATION	Sagamore, NY

	Conference	
22-23	HARDI Fly-In	Washington, DC
June		
25th-27th	NEUAC Conference	Phoenix, AZ
July		
25th-27th	Professional Recyclers of Pennsylvania	Harrisburg, PA
August		
27th-31th	NAHMMA - National	Portland, ME
September		
25 th – 28 th	E Source Forum	Denver, CO
October		
9th - 11th	E-Scrap Conference	New Orleans, LA
25th-26th	KEEA Conference	Harrisburg, PA
November		
TBD	IHACI Annual Trade Show	Pasadena, CA
December		
1st - 4th	HARDI Annual Conference	Austin, TX

6. Attend and integrate learnings from other EPR products after Executive Director in-person meetings.

TRC attends an in-person meeting in which other EPR products (paint, batteries, mattresses) also directly participate in. This meeting occurs throughout the year. TRC has derived great share-able best practices by attending these meetings and always learns something new to implement into its recycling program.

7. Announce the organization's 20TH anniversary of operation.

Twenty years went by very fast. We are proud to have operated for 20 years. We plan to release this news via a press release, social media and possibly earned media. The celebration is official on October 24th but we plan to acknowledge all year.

8. Build a hypothesis library.

Throughout the year, great ideas on how to modify the program are raised. A hypothesis library will allow TRC to track these ideas, develop and test them. We view this as the best curator for new innovations at the organization. It is possible items which are brainstormed using this process will be developed and fully implemented in 2018 or developed for future years.

9. Target smart home automation installers with outreach and awareness.

The burgeoning marketing for IoT (internet of things) connected devices is a fast-growing market. There are many new players such as Amazon, Best Buy and Cable TV providers that are getting into the installation and sales of these new smart products. It is undetermined which entities will be installing these products.

10. Practice the internal TRC Sustainability policy.

TRC has created a sustainability policy and guidelines that support TRC as an environmental nonprofit. Some of the initiatives are:

- Using 2-sided and grayscale defaults for all office printers
- Using recycled paper 100% of the time for printing internal documents
- 100% of all marketing material printed on recycled products

11. Update the TRC website.

The project will be to enhance the searchability through Google for TRC's website. In turn, by strengthening the SEO of the website, should allow for an increase of the digital Google AdWords spend by the terms we buy to be efficient. In addition to SEO enhancement, the website will undergo a content re-organization which will tailor itself to the user's experience on the website. In theory, it should be more user-friendly.

12. Roll-out editorial releases.

EDITORIAL CALENDAR 2018	
Tactic	Description
Blogs	at least 1x/Month
January	Philadelphia Power; Danielle Myers Promotion
February	Chicago's Mercury Bean
March	Strategies Blog (tied to article)
April	Extension of EPR (Voluntary)
May	Myth Busters About Recycling Mercury Thermostats
June	Smart thermostat proliferation
July	Creation of Recycling Your Thermostat Day
August	Utility Best Practice (Maybe Release) Using CT & NY as examples
September	Is It Really California Dreaming When Recycling Thermostats
October	20th Anniversary: Blog & Op-Ed
November	Thermostats, Collections and Kids
December	Tribute Blog: A Look Back at the Winners of the BMOP & Current Winner
Press Releases/Earned Media	at least 1x/Month

January	Collection Partner of the Month sent to industry pubs & IL contacts
February	Danielle Myers Promoted to Manager
March	Smart thermostat proliferation
April	Who is leading for first quarter returns; 40 Under 40 Award
May	The Consumer Paradox: Why Replacing Thermostats Doesn't Work With Consumers
June	Creation of Recycling Your Thermostat Day
July	BMOP; Who is leading for second quarter returns
August	The Golden State Initiative: Why It Works in California
September	Recycling Mercury Thermostats: Industry Spending More for Fewer Collections
October	The Cold Weather Jump Start: Replace Your Thermostat Before Kicking on the Furnace, 20th Anniversary
November	Thermostats, Collections and Kids
December	Top 10 Collection Sites - Mandatory vs Non-Mandatory; Winner BMOP
January Through December	Earned Media -- Monthly Efforts

CONNECTICUT

2017 COLLECTIONS BY BRAND

In Connecticut, Thermostat Recycling Corporation (TRC) recovered the equivalent of 5,708 mercury thermostats from 4,246 whole mercury thermostats plus 1,798 mercury switches removed from thermostats. A total of 45.59 pounds of mercury was diverted from solid waste. *Please note the explanation of the converted thermostats or thermostat equivalents below.³ An example of the mercury ampoule is shown in [Figure 4.0].

Figure 4.0



As required by the state statute, a table of thermostat brand holder with the corresponding thermostats, count of switches and pounds of mercury recycled is below. It is important to note that there still remain non-members whose thermostats the TRC collection program recycles. They are listed in the table as “Non-Member Brands”.

³ A mercury thermostat contains a variable amount of mercury ampoules or “switches” attached to the subbase of the thermostat. These glass ampoules often times are collected in the recycling container without the intact thermostat attached to them. TRC collects and counts these loose ampoules and recycles them. To derive the converted thermostat or thermostat equivalent, the program takes the following calculations to develop the converted thermostat or thermostat equivalent. First, TRC will count the total whole (intact) thermostats collected in the recycling bins. From these units, there is an intact ampoules count. TRC then takes the intact ampoules divided by the whole (intact) thermostats or otherwise known as the conversion ratio. After the conversion ratio is calculated, TRC will multiple the loose mercury switches by the conversion ratio. Lastly, we add this result to the whole (intact) thermostats to produce the converted thermostats or thermostat equivalents.

Brand Holder	Thermostats	Count Switches	Pounds Mercury
Bard Manufacturing Corporation	0	0	0
Burnham Holdings, Inc.	12	12	0.0744
Carrier Corporation	45	75	0.465
Chromalox	0	0	0
Climate Master, Inc.	0	0	0
Crane Company	0	0	0
Daikin Applied	0	0	0
ecobee, Inc.	0	0	0
Emerson Electric Corporation/White Rodgers	275	323	2.0026
Empire Comfort Systems	1	1	0.0062
General Electric Corporation	10	22	0.1364
Goodman Global	1	1	0.0062
Honeywell Corporation	3672	4701	29.1462
Hunter Fan Company	0	0	0
ITT Corporation	1	1	0.0062
Lear Siegler (Original Charter Corporation)	0	0	0
Lennox International, Inc.	74	107	0.6634
Lux Products Corporation	6	6	0.0372
Marley-Wylain Company	1	1	0.0062
Nest Labs	0	0	0
Nortek Global HVAC	1	1	0.0062
Rheem Manufacturing Company	2	2	0.0124
Schneider Electric Systems USA	9	9	0.0558
Sears Holdings	3	3	0.0186
Taco Comfort Solutions	7	7	0.0434
TPI Corporation	2	4	0.0248
Trane Residential Systems	69	149	0.9238
Uponor, Inc.	0	0	0
Vaillant Corporation	0	0	0
W.W. Grainger, Inc.	4	8	0.0496
York/Johnson Controls	39	103	0.6386
-Non-Member Brands-----			
AMERICAN STABILIS	2	2	0.0124
Minivector	1	2	0.0124
PSG Controls	3	9	0.0558
STEWART WARNER	1	1	0.0062
--NOM (Manufacturer not identifiable) ----			
Loose Switches	0	1798	11.1476
NOM	5	5	0.031
TOTAL	4,246	7,353	45.59

2017 ACCOUNTING OF THE PROGRAM EXPENSES

Below is a summary of program expenses for the Connecticut collection program in 2017. 2017 program expenses are unaudited and are for management purposes only. Prior to submittal of this annual report, the expenses were reviewed by Halt, Buzas & Powell, LTD.

Program Component	2016	2017	Difference (\$'s)
Direct Expense for Marketing & Outreach	18,997	11,643	(7,354)
Incentive/Promotional Payments	-	271	271
Legal	-	24,129	24,129
New Collection Containers	-	-	0
Recycling Costs	4,896	19,618	14,722
Travel	2,195	-	(2,195)
TRC Staff and Administration	15,112	12,181	(2,931)
Total (expenses)	41,200	67,841	26,641

TRC Staff and Administration: Any costs for a specific state will take the hours worked at the TRC employee level multiplied by each individual's hourly rate.

2017 EDUCATION AND OUTREACH

DIRECT MARKETING (EMAIL, MAIL, OTHER COMMUNICATIONS)

Current Collection Locations

Collection Containers - From Big Bins to Small Pails.

- TRC shipped 18 NEW small pails and 11 NEW large bins.

The large, green bins which have been the staple of the program, continued to be replenished to collection locations throughout the state. Often times these new bin orders coincide with Accounts that open new stores, move or lose their existing containers.

The most interesting bin order for 2017 came from a home automation contractor (Powers IoT⁴ – Smart Home Gurus) that we work with throughout the country. They ordered 5 green bins to recycle thermostats they were replacing in the Avalon Bay Communities in September.

Collection Location Outbound Phone Calls

- Completed 103 calls to encourage returning the recycling container compared to 30 a year prior. A copy of the sites called can be found in the Appendix section of the annual report.

Collection Location Postcards

- Mailed 260 reminder postcards to ship the recycling container compared to 139 a year prior.
- Emailed 59 collection locations three weeks after receiving the postcard.

Collection Location Site Visits

- Visited 77 collection locations compared to 118 in 2016. A copy of the sites visited can be found in the Appendix section of the annual report.

HVAC Industry

- HARDI wholesale branch location clean-out mailing. Mailed 37 direct letters to wholesale distributors to direct them to clean-out any remaining mercury thermostat inventory.

⁴ Internet of Things (IoT)

Utility Industry

- Developed a list of utility driven energy efficiency projects geared towards thermostat replacements and rebates/incentives. The list to be worked on in 2018.
- Sent an informational email to known utility implementers on the program.
- Directly marketed to 5 community action agencies with a letter.

Household Hazardous Waste (HHW) Industry

- Emailed and mailed 2 Wheelabrator plants information on participating directly in the program
- Directly emailed or called 6 HHW programs that participate in the PaintCare program and asked them to participate in TRC's recycling program. Voicemail and email messages were not returned.
- Scoured google alerts for new HHW facilities openings or events to target phone call or email outreach to encourage them to use program.

ADVERTISING

Print Advertising

ACHR News

- Field Served: All branches of the air conditioning, heating and refrigeration industry (residential, commercial and industrial) including contractors, dealers, distributors, wholesalers, manufacturers, consulting engineers and architects, public utilities, government agencies and associations, exporters and importers, industrial and commercial buyers and users, libraries, schools, students and others allied to the field.
- Circulation: 448
- 2/3rd page Square, BW Ad (6" x 8")
- June 26th issue: High End HVAC; closes June 10th
- October 23rd issue: Thermostats; closes October 5th

Distribution Center Magazine

- Field Served: As the official publication of HARDI, Distribution Center is the primary source for editorial commentary, content and resources designed to enhance the success and effectiveness of HVACR wholesale distribution.
- Circulation: (New England) 829
- 2/3rd page, BW ad (5.875" x 11.75")
- June issue: The Legislative Issue
- October Issue: HARDI's Annual Conference Pre-Show Issue;

BOMA Magazine [Figure 4.1]

- Field Served: Official publication of the Building Owners and Managers Association. BOMA's readers own or manage more than 80% of all prime commercial properties and facilities in North America. The magazine reaches building owners, managers, developers, asset managers, corporate facility managers and government real-estate officials.
- Circulation: 230
- May / June Issue (Full page, 4C - 8" x 10")
 - Green Guide Cover Story: Smart Buildings and Sustainability
 - Annual Conference Preview
- 2017 BOMA International Conference and Expo Directory and Show Guide
 - Distribution at Nashville Conference
- 2017 TOBY Magazine Issue
 - Special annual publication recognizing the nominees of the TOBY Awards

Figure 4.1



Facilities Management Journal (FMJ)

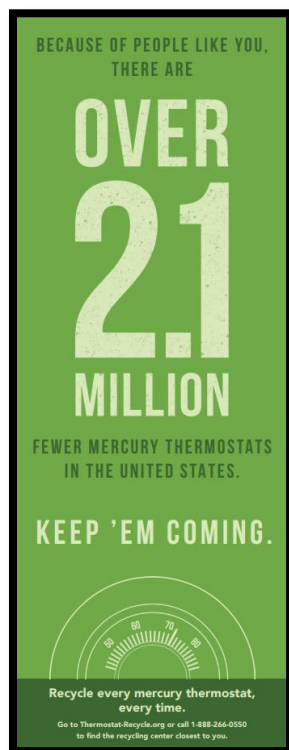
- Field Served: Official publication of the International Facility Management Association.
- Circulation: (Northeast) 3,161
- July / August (Full page, 4C - 8.5" x 10.875")
 - Safety, Security and Risk
- September / October issue
 - People, Process and Place

- Bonus Distribution at IFMA World Workplace Conference and Expo in Houston

Affordable Housing Finance [Figure 4.2]

- Field Served: Services the affordable housing development and real estate finance industries, including owners, developers, builders, property managers, government agencies, community development financial institutions, legal and accounting services and others allied to the field.
- Circulation: 170
- June Issue
 - 1/2 Page Vertical, 4C (3.375" x 10")
 - Workforce Housing
 - State Housing Finance Agency Roundtable
 - Bonus distribution at NAA Education Conference & Expo and NCSHA Housing Credit Conference and Marketplace
- November / December
 - Best Practices: Finance, Design and Operations
 - Capital Markets outlook
 - 2017 Review and 2018 Forecast

Figure 4.2



Digital Advertising

Green Living Network: Contains more than 200 websites designed to target users that lead an organic and green lifestyle. The websites in this network cover topics such as vegan and vegetarian recipes, organic foods, recycling tips, arts and crafts, gardening and more.

Moms and Families Network: Consists of more than 600 websites with content designed to target active mothers as they browse online. These sites provide a wide variety of topics such as fitness, children's health, women's health, education, child activities, healthy lifestyles, parenting, food and cooking and more.

Working Man Network: Has more than 300 sites targeting blue collared workers online. The websites in this network reach this group of manual workers through sites focusing on cars and trucks, country living, sports, career and education resources, manufacturing and construction, local news sites, outdoors and much more.

Ad Network Delivery Summary

- Impressions: 608,439
- Clicks: 455
- Click Through Rate: 0.07% (1.076x the national average)
- Engagement Rate: 0.08%

Google AdWords

- Impressions: 172,497
- Interaction: 794
- Clicks: 794
- Click Through Rate: 0.46%

Social Media

Facebook: Adults 18+, Cleaning and Maintenance, Installation and Repair and Consumer Services categories were targeted.

2018 PROGRAM MODIFICATIONS

Thermostat Recycling Corporation's Connecticut Planned Activities:

1. Continue the program's operational activities such as outbound phone calls, mailing reminder postcards, and visiting sites. Use collection data trends to target these initiatives.
2. Continue advertising which promotes the program's collection network and definition of new potential collection partners.
3. Target three key industries, Utilities, the waste-related sector, and HVAC.
4. Look for opportunities to switch collection points to small pails.
5. Closely monitor Energy Efficiency Initiatives.⁵

Eversource (formerly Connecticut Light & Power)		
Eversource SmartPREP (Energize		(888) 354-
res CT	demand response, weatherization	2602

6. Exhibit or attend at the following conferences.

Date	Show	Location
November		
TBD	NERC Conference	Hartford, CT

⁵ <http://www.courant.com/politics/hc-pol-energy-efficiency-warning-20180308-story.html>



2017 CONNECTICUT ANNUAL REPORT

Thermostat Recycling Corporation Headquarters
500 Office Center Drive – Suite 400 | Fort Washington, PA 19034
1-888-266-0550
www.thermostat-recycle.org

Questions about this annual report?

Contact:

Ryan L. Kiscaden, Executive Director
(P) 267-513-1727
(E) ryan.kiscaden@thermostat-recycle.org

All state specific annual reports are posted on our website at the following weblink:
https://www.thermostat-recycle.org/resources/media_center

Recycle every mercury thermostat, every time.

PROGRAM PERFORMANCE REPORT & ASSESSMENT

2017 CT MERCURY THERMOSTAT COLLECTION AND RECYCLING

March 2018

Prepared by Resource Recycling Systems (RRS)

Thermostat Recycling Corporation's Collection Program in Connecticut

Mercury in the environment can have many deleterious effects when it enters waterway systems, causing genetic and developmental issues in wildlife, and immune and nervous system damage in humans. Products such as thermostats hold a relatively small quantity of metallic mercury encapsulated in a glass bulb, and if the enclosure is compromised, the contents may be released into the environment where microbes can convert this mercury into highly toxic organometallic compounds such as methyl mercury posing a threat to the environment. While the predominant sources of mercury include coal-burning power plants and gold mining, mercury pollution can also be attributed to improper disposal of mercury containing products thermometers, switches, certain types of light bulbs - including fluorescents - and older types of thermostats.

In response to this concern, major thermostat manufacturers created and funded the Thermostat Recycling Corporation (TRC) in 1998, and the organization now has taken-back participants in 48 states, including 17 state programs that have imposed regulations on the sale and / or disposal of these thermostats. The Thermostat Recycling Corporation works on behalf of thermostat manufacturers to provide sufficient and convenient return channels for older mercury-containing thermostats to prevent these products from ending up in disposal facilities such as landfills and incinerators. In addition, many states have implemented sales restrictions, disposal bans and product stewardship statutes for products containing mercury in an effort to prevent mercury from entering the environment. Connecticut has recently joined a growing list of states that require thermostat manufacturers to ensure a disposal alternative for thermostats through implementation of a convenient take-back program.

The goal of this report is to provide for the Connecticut Department of Energy and Environmental Protection an evaluation of the TRC's effectiveness in meeting the goals and requirements of the take-back program it conducts in Connecticut under Connecticut Public

Act No. 12-54. Included in this report is a summary of the program's current operations, including its access to return channels and the characteristics of those channels, and how they are marketed and publicized. Resource Recycling Systems (RRS) has prepared this report as an independent third party to quantify and assess the effectiveness of the TRC program in meeting its obligations to provide a convenient return channel for diverting and capturing thermostats removed from service.

Methodology

Bin and thermostat receipts from 2017 were used to determine the collection performance of the TRC collection program in Connecticut, and this data was used in conjunction with historical program performance data including bin and thermostat submission data across Connecticut and all other states where TRC has operated collection programs. This data was analyzed both for technical accuracy as well as for measuring program performance.

Connecticut Program Performance

The Thermostat Recycling Corporation (TRC) is a non-profit stewardship organization that facilitates and manages the collection and proper disposal of mercury-containing thermostats. TRC is supported by 31 manufacturers and provides a network of collection sites around the United States with the aim of keeping mercury out of the waste stream and protecting the environment. The following analytical report details the annual program performance for mercury thermostat collection in the state of Connecticut (CT) in 2017. A few of the program highlights for 2017 are included below:

- In 2017, the program **collected 45.6 lb of mercury** in Connecticut. Since 2008, mercury collected in the state has increased by an annual average of 31% per year. During the same period, the total mercury collected in the nation increased by 4% per year.
- The program collected **4,246 whole thermostats in 2017**, an 86% increase from 2016 and a 165% increase from the implementation of Connecticut Public Act No. 12-54 in 2013. The number of thermostats collected annually in CT has increased by an annual average of 26% since 2008.
- **The number of whole thermostats collected per bin in 2017 was 42 thermostats**, less than the 17-year state average of 84 thermostats per bin but similar to 2016 results (43 thermostats per bin).
- The Connecticut counties with the most bins and thermostats returned in 2017 were **Fairfield (42 bins, 1,484 thermostats), Hartford (23 bins, 1,065 thermostats) and New Haven (18 bins, 998 thermostats)**.
- In 2017, **31% of the partner locations returned at least one bin** compared to a national average of 32%.
- In 2017, a total of **77 site visits were conducted in Connecticut, and 103 'Miss You' calls were placed to channel partners to prompt bin returns**. While bin returned peaked during or after these calls, a statistically significant correlation was not found.

- In addition to 4,246 whole thermostats, 1,798 loose switches were collected, bringing the total number of “thermostat equivalents” returned in 2017 to 5,708, a 115% increase over 2016.

SECTION 1: Program Analytics

Section 1 of this report examines the annual performance of the thermostat collection recycling program in terms of bins, thermostats, and mercury collected as well as the year-over-year progression of the program.

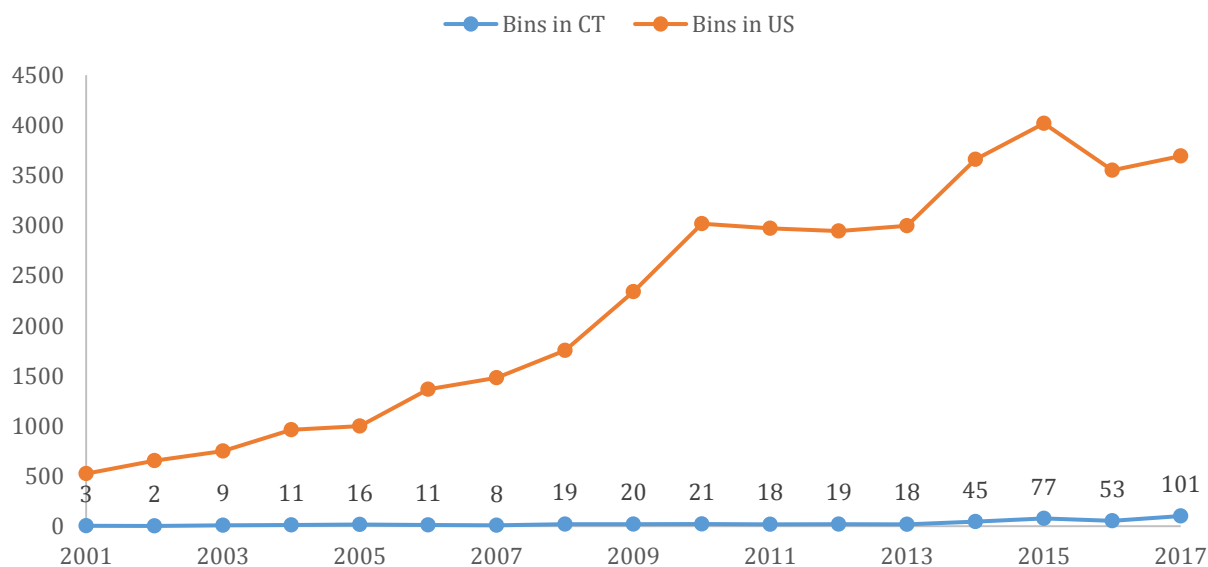
On average, the program has **collected 15.7 lb of mercury** and **1,688 thermostats per year** since 2001. In 2017, the program **collected 45.6 lb of mercury from 4,246 whole thermostats and 1,798 loose switches**. Figure 1.1 displays the total number of bins, thermostats, and quantity of mercury collected in Connecticut since the beginning of the program.

FIGURE 1.1: PROGRAM PERFORMANCE OVER TIME

Year	Number Bins	Number Stats	Lbs Mercury
2001	3	305	2.5
2002	2	224	1.5
2003	9	901	6.4
2004	11	909	6.9
2005	16	1,309	13.3
2006	11	972	8.0
2007	8	839	7.4
2008	19	1,838	17.8
2009	20	2,109	22.4
2010	21	1,918	16.2
2011	18	1,538	14.2
2012	19	1,831	15.4
2013	18	1,600	12.9
2014	45	2,485	24.0
2015	77	3,395	30.0
2016	53	2,284	22.2
2017	101	4,246	45.6
<i>Average</i>	<i>27</i>	<i>1,688</i>	<i>15.7</i>
<i>Total</i>	<i>451</i>	<i>28,703</i>	<i>266.6</i>

Figure 1.2 displays the number of bins collected in Connecticut over time as well as the total number of bins collected nationally over the same period. The figure shows that the number of bins collected annually increased from 2001 to 2010, with a small dip in 2006 and 2007. From 2010 to 2013, the number of bins collected plateaued, but collection performance jumped in 2014, the first full year after the mandatory program was implemented. The number of bins collected jumped again in 2015 to 77 bins. In 2017, 101 bins were returned, the highest number of bins ever returned.

FIGURE 1.2: BINS COLLECTED OVER TIME IN THE STATE AND NATIONALLY



Since 2008, the average of annual increases in mercury collected has been 31% in Connecticut. During the same period, the quantity of mercury collected nationally increased by an average of 4% per year. **In 2017, the quantity of mercury collected increased by 105%** relative to 2016, with a **record high of 45.6 pounds of mercury collected**. Figure 1.3 displays the total quantity (lb) of mercury collected in Connecticut over time as well as the annual percent increase (or decrease) in Connecticut and nationally.

FIGURE 1.3: QUANTITY OF MERCURY COLLECTED IN PROGRAM AND ANNUAL CHANGES IN STATE AND U.S.

Year	Total Lb Hg	% Change State	% Change U.S.
2001	2.5	N/A	89%
2002	1.5	-39%	14%
2003	6.4	328%	11%
2004	6.9	7%	17%
2005	13.3	93%	11%
2006	8.0	-40%	32%
2007	7.4	-7%	2%
2008	17.8	141%	16%
2009	22.4	25%	16%
2010	16.2	-27%	26%
2011	14.2	-13%	4%
2012	15.4	9%	-5%
2013	12.9	-17%	-5%
2014	24.0	87%	13%
2015	30.0	25%	13%
2016	22.2	-26%	-15%
2017	45.6	105%	-7%
<i>Average Since 2008</i>	<i>22.1</i>	<i>31%</i>	<i>4%</i>

Channel partners in Connecticut collected 4,246 thermostats in 2017. This represents an **86% increase from 2016** and a **131% increase from a decade ago**. The average of annual increases in thermostats collected in Connecticut is **26% since 2008**. Yearly increases in the U.S. averaged 4% over the same period. Figure 1.4 displays the total number of thermostats collected in Connecticut and nationally, and Figure 1.5 shares the underlying data as well as the calculated annual percent change.

FIGURE 1.4: NUMBER OF WHOLE THERMOSTATS COLLECTED OVER TIME IN THE STATE AND NATIONALLY

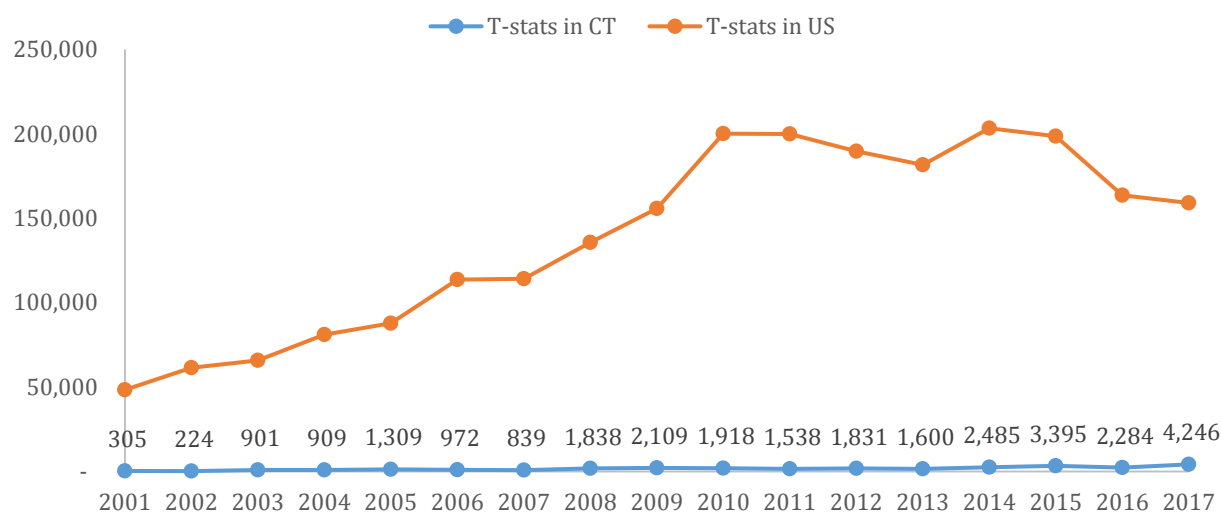
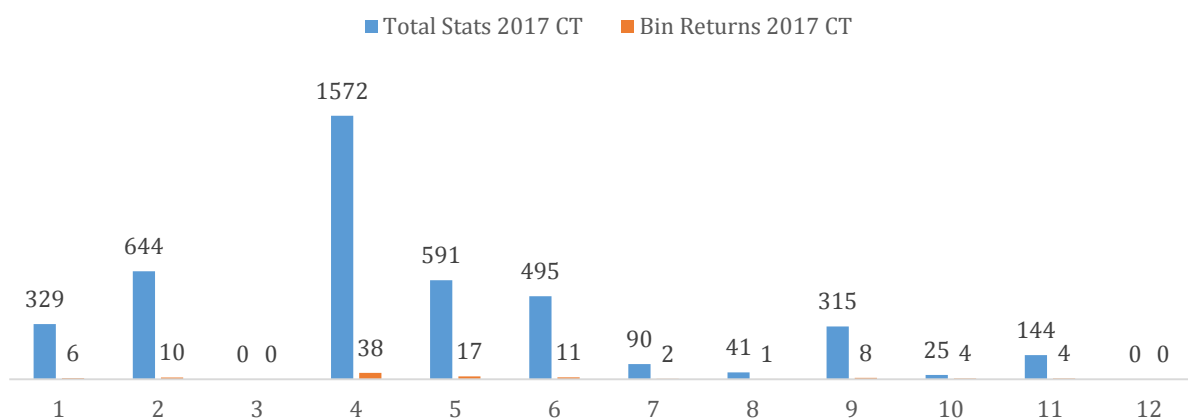


FIGURE 1.5: WHOLE THERMOSTATS COLLECTED IN CT AND U.S. OVER TIME

Year	T-stats in CT	T-stats in U.S.	% Change State	% Change U.S.
2001	305	48,350	-	-
2002	224	61,422	-27%	27%
2003	901	65,778	302%	7%
2004	909	81,115	1%	23%
2005	1,309	87,754	44%	8%
2006	972	113,658	-26%	30%
2007	839	114,158	-14%	0%
2008	1,838	135,646	119%	19%
2009	2,109	155,731	15%	15%
2010	1,918	200,064	-9%	28%
2011	1,538	199,918	-20%	0%
2012	1,831	189,619	19%	-5%
2013	1,600	181,600	-13%	-4%
2014	2,485	203,346	55%	12%
2015	3,395	198,603	37%	-2%
2016	2,284	163,606	-33%	-18%
2017	4,246	159,046	86%	-3%
<i>Average Since 2008</i>	<i>2,324</i>	<i>178,718</i>	<i>26%</i>	<i>4%</i>

Figure 1.6 displays the monthly distribution of bins and thermostats returned in Connecticut over 2017. The months with the greatest number of bins returned were **April (38 bins)** and **May (17 bins)**. The months with the greatest number of thermostats returned were in **April (1,572 thermostats)**, **February (644 thermostats)** and **May (591 thermostats)**. Conversely, no thermostats were returned in March and December.

FIGURE 1.6: WHOLE THERMOSTATS AND BINS COLLECTED PER MONTH IN 2017



The highest number of thermostats per bin were in **February (64 thermostats per bin)** and **January (55 thermostats per bin)**. Figure 1.7 shows the average number of thermostats per returned bin per month for the year.

FIGURE 1.7: AVERAGE THERMOSTATS PER BIN RETURNED PER MONTH

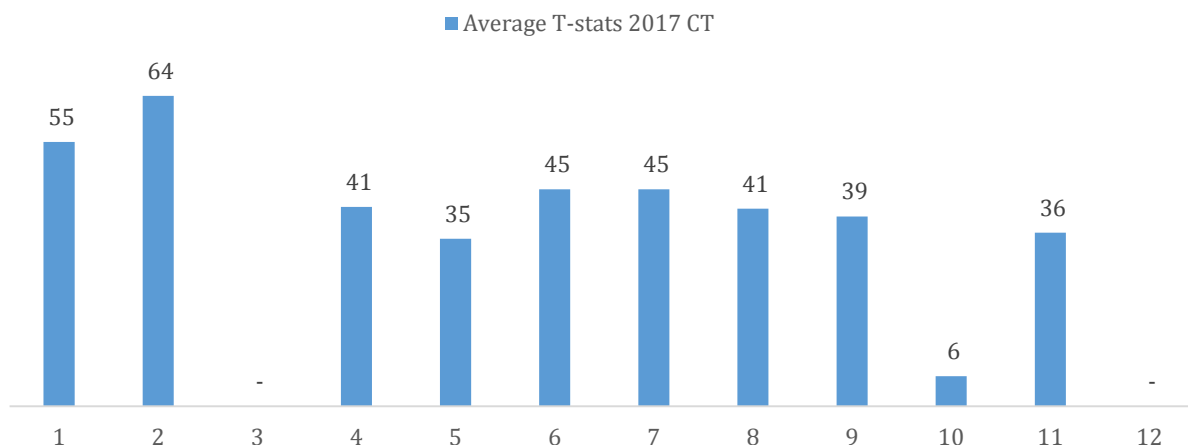


Figure 1.8 displays the average number of thermostats returned per bin in the state and U.S. since the beginning of the collection program in Connecticut. Nationally, the number of thermostats per bin has been decreasing annually since 2000. From 2001 until 2013, the average number of thermostats per bin collected in Connecticut was greater than the national average, except for the years 2004 and 2005. In 2014, the average number of thermostats per bin dropped to 55, on par with the national average. In 2015-2017, the average number of thermostats per bin was below the national average.

FIGURE 1.8: AVERAGE THERMOSTATS PER BIN OVER TIME IN CT AND NATIONALLY

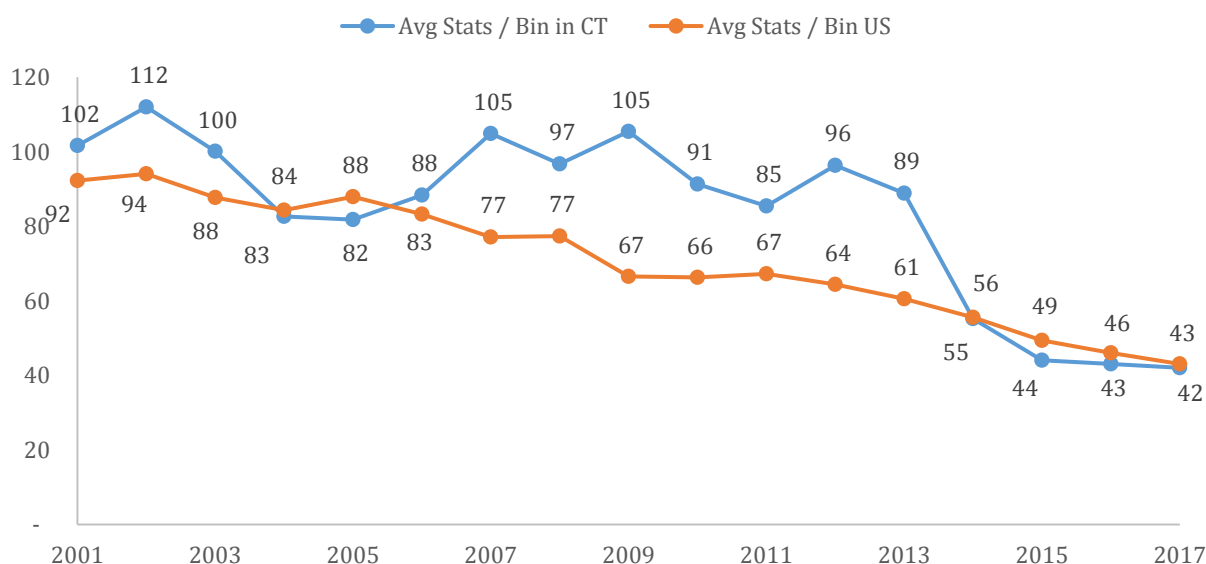
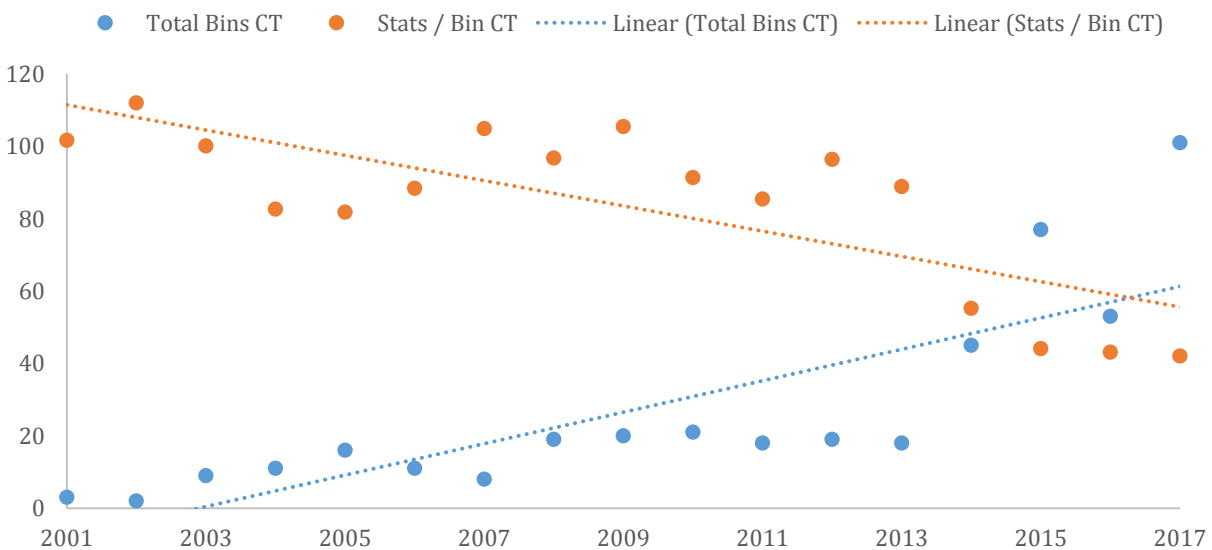


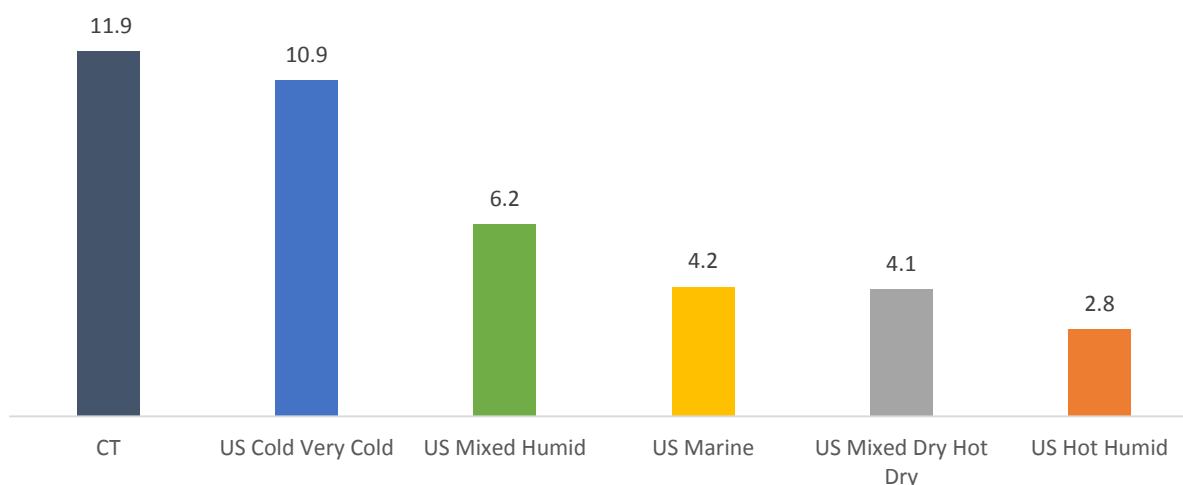
Figure 1.9 plots the total bins returned over time along with the average number of thermostats per bin over the same period to see whether there is a relationship between the two. A statistical analysis found that there is a negative correlation between the number of bins returned and the number of thermostats per bin: as the total bin count increases, the number of thermostats per bin decreases. This relationship is not as strong when a limited number of bins are returned as in these cases the number of thermostats per bin are more variable. The negative correlation is heavily driven by the last few years in which a high number of bins were returned with fewer thermostats per bin.

FIGURE 1.9: TOTAL BINS AND AVERAGE NUMBER OF THERMOSTATS PER BIN OVER TIME



A climate zone analysis on number of thermostats returned per 10,000 residents was conducted. These zones were defined using the criteria from U.S. Department of Energy Building America Program. These criteria are coded by county. The entire of CT is in the cold very cold climate zone. Figure 1.10 shows that the state returned 11.9 thermostats per 10,000 residents, which is above the national average in the cold very cold zone of 10.9 thermostats per 10,000 residents. Nationally, the cold very cold zone returned significantly more thermostats (10.9 thermostats per 10,000 residents) over the next highest zone, the mixed humid zone (6.2 thermostats per 10,000 residents).

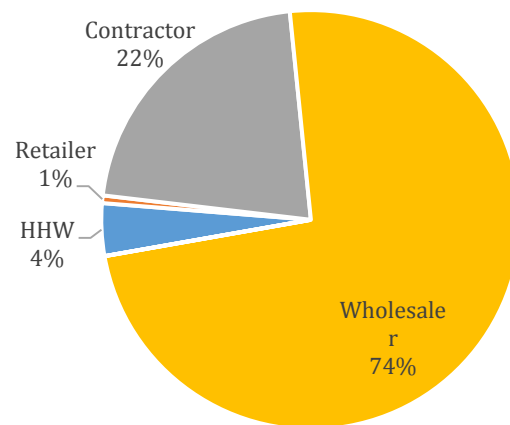
FIGURE 1.10: THERMOSTATS RETURNED PER 10,000 RESIDENTS BY CLIMATE ZONE



SECTION 2: Channel Partner Analysis

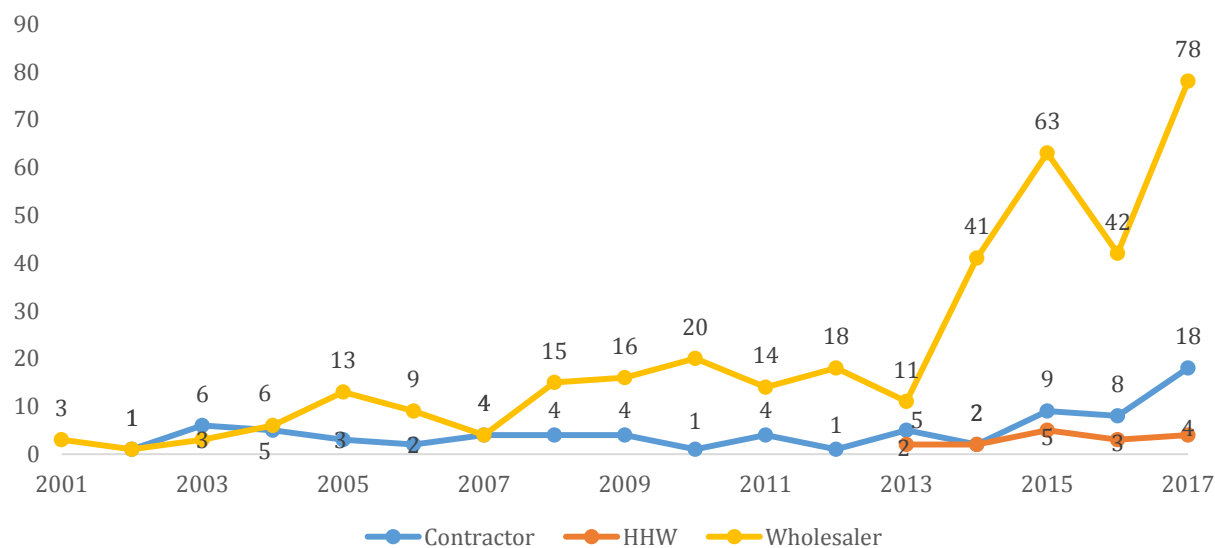
Section 2 of the report examines the partner locations in more detail. Most thermostats collected in the state were through **wholesalers (74%)** with the remaining thermostats collected by **contractors (22%)**, **hazardous household waste facilities (4%)** and **retailers (1%)**. Figure 2.1 shows the distribution of thermostats collected by location type in 2017.

FIGURE 2.1: THERMOSTATS COLLECTED BY LOCATION TYPE IN 2017



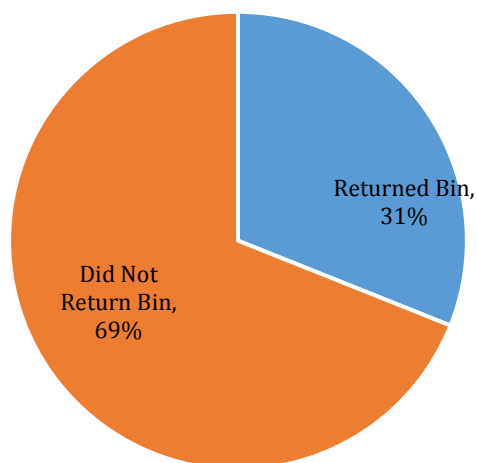
The number of bins returned by wholesalers followed a similar pattern as the quantity of mercury collected, with three spikes occurring in 2005, 2010, and 2015, each spike larger than the last. Like mercury collection, the number of thermostats collected from wholesalers after the spike dropped but remained above pre-spike levels. In 2017, 78 bins were submitted by wholesalers, compared to 42 collected in 2016. The number of bins collected from contractors more than doubled in 2017, increasing from 8 bins in 2016 to 18 bins in 2017. Only a few thermostats have been collected from hazardous household waste facilities each year. Figure 2.2 displays the change in the number of bins returned by thermostat collection type over time in Connecticut.

FIGURE 2.2: THERMOSTAT BINS RETURNED BY LOCATION TYPE OVER TIME



In 2017, **31% of the locations** that had a bin in the state of Connecticut sent back at least one bin for recycling. The distribution is displayed in Figure 2.3.

FIGURE 2.3: PERCENTAGE OF STORES RETURNING A BIN IN 2017



An analysis of bins and thermostats returned by county revealed that the top performing counties were **Fairfield (42 bins, 1,484 thermostats), Hartford (23 bins, 1,065 thermostats), and New Haven (18 bins, 998 thermostats)**. Figure 2.4 displays the number of bins and thermostats returned by county in 2017.

FIGURE 2.4: BINS AND TOTAL THERMOSTATS RETURNED IN 2017 BY COUNTY

County Name	Total T-stats	Total Bins
Fairfield	1,484	42
Hartford	1,065	23
New Haven	998	18
New London	326	9
Middlesex	281	4
Litchfield	73	3
Tolland	16	1
Windham	3	1

TRC works in coordination with channel partners to implement the Connecticut thermostat takeback program, and it is insightful to identify the performance of individual wholesale brands to observe collection. **Tower Equipment Co., Inc. (904 thermostats)** returned the highest number of thermostats in Connecticut in 2017, followed by **R. E. Michel Company (547 thermostats)** and **Sid Harvey Industries (311 thermostats)**. Figure 2.5 displays the top performing partners by total bins returned in 2017.

FIGURE 2.5: TOP PERFORMING CHANNEL PARTNERS IN THE STATE

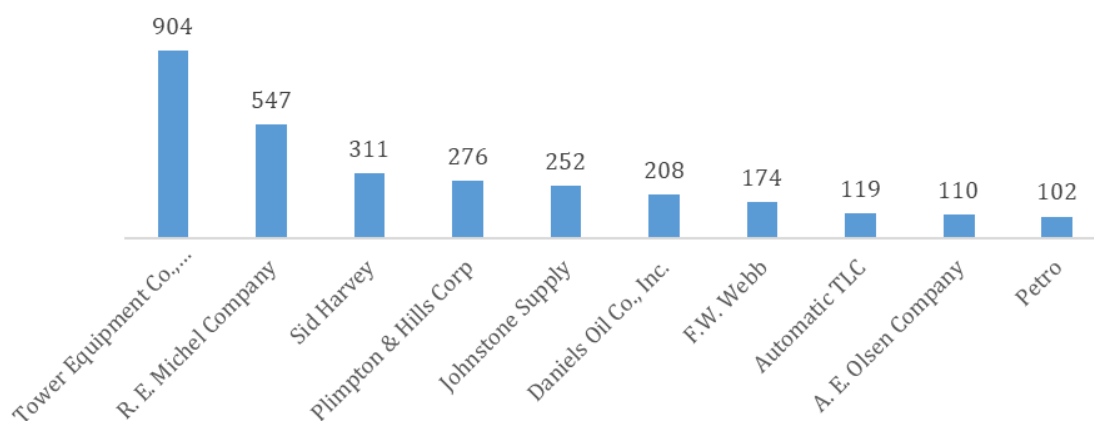


Figure 2.6 looks at the top performers in more detail. The figure includes top performers for the year by each of the following categories: total bins and thermostats returned, and average number of thermostats per bin.

FIGURE 2.6: TOP PERFORMING PARTNERS BY BIN AND THERMOSTAT RETURNS

Company Name	No. of Thermostats	No. of Bins	Thermostats / Bin
Tower Equipment Co., Inc.	904	25	36
R. E. Michel Company	547	5	109
Sid Harvey	311	6	52
Plimpton & Hills Corp	276	8	35
Johnstone Supply	252	5	50
Daniels Oil Co., Inc.	208	2	104
F.W. Webb	174	6	29
Automatic TLC	119	1	119
A. E. Olsen Company	110	1	110
Petro	102	2	51

To increase the number of thermostats returned, TRC conducted site visits to collection locations that may not have returned a bin recently. In 2017, 77 site visits were conducted and 103 ‘miss you’ calls were placed in Connecticut. The visits predominantly occurred in April. Nearly all calls were placed either in June or October. Figure 2.7 displays the relationship between the number of site visits per month, bins returned per month, and the number of thermostats (shown in 100’s) returned per month. In April, 68 visits were conducted and visited locations returned 37 of the 38 bins returned to TRC that month. Overall in 2017, locations that received a visit returned 84 of the 101 bins.

FIGURE 2.7: RELATIONSHIP BETWEEN SITE VISITS AND BINS AND THERMOSTATS RETURNED PER MONTH

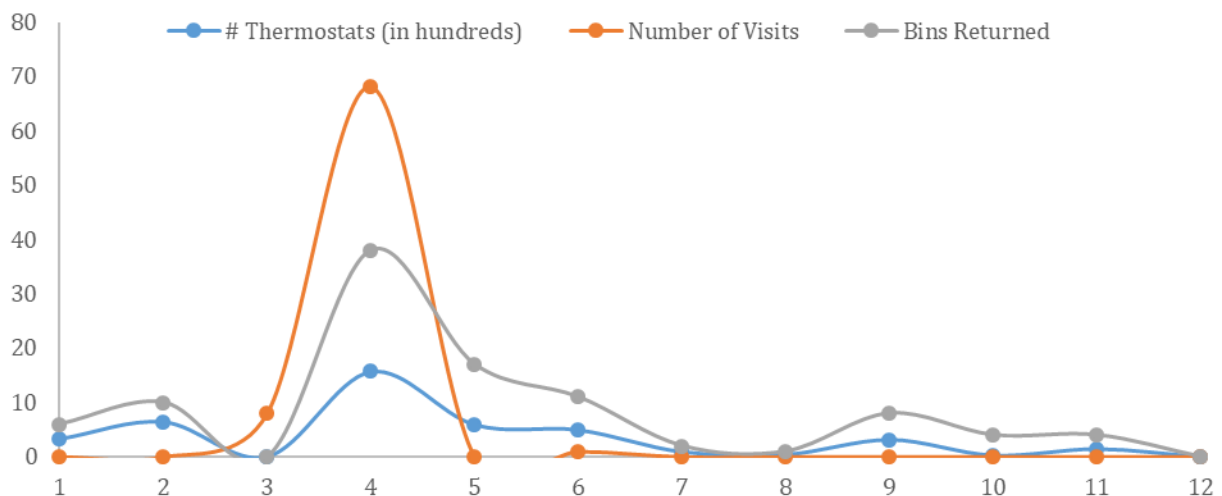


Figure 2.8 displays the relationship between the number of calls per month, the bins returned per month, and the number of thermostats (by 100's) returned per month. Almost all of the calls were placed in June and October. The called locations overall had poor performance in 2017, only returning 10 bins total. However all of those 10 bins were returned in the months the calls or the following month.

FIGURE 2.8: RELATIONSHIP BETWEEN 'MISS YOU' CALLS AND BINS AND THERMOSTATS RETURNED PER MONTH

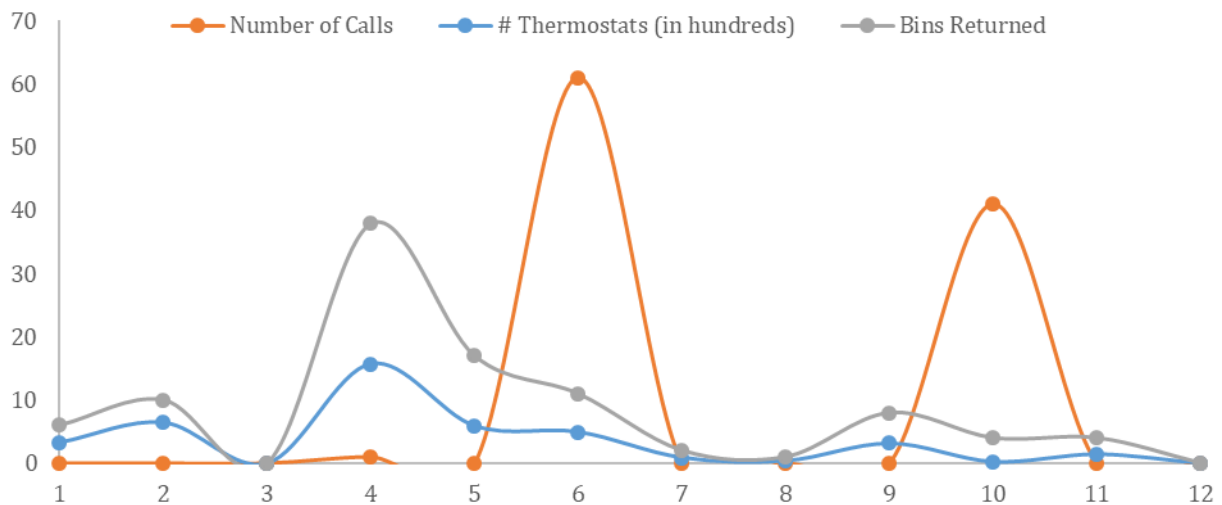


Figure 2.9 examines the return rates of four groups – locations that did not receive a call or visit, locations that received at least one visit, locations that received at least one call, and locations that received both a call and visit. The rate of active participation (which refers to locations that returned at least one bin) in 2017 is significantly greater for locations that received a visit or visit and call with 88% and 56% active participation respectively. On average, visited locations returned 1.6 bins per location, and locations that received both a call and a visit returned 0.6 bins per location. Calls appeared to have a much smaller impact on returns than visits. Locations that only received a call had a 14% active participation rate compared to 7% for locations that received no reminder.

FIGURE 2.9: PERCENT CHANGE IN BIN AND THERMOSTAT RETURNS FOR LOCATIONS THAT RECEIVED A VISIT OR CALL OVER LOCATIONS THAT DID NOT RECEIVE EITHER

	No Visit or Call	Visit	Call	Visit & Call
Number of Participating Locations	90	42	56	32
Rate of Active Participation*	7%	88%	14%	56%
Bins per Participating Location	0.1	1.6	0.2	0.6
Thermostats per Participating Location	5	58	6	34
Thermostats per Bin	64	37	32	54

*Fraction of participating locations that returned one or more bins during 2017

SECTION 3: Comparisons to National and Other States' Data

To compare how the state collection partners performed in 2017, the national average for the number of bins returned per locations that returned at least one bin was calculated and compared to the state average since 2012. The average numbers of bins do not include locations that did not return any bins in a given year. It should be noted that when making comparisons, each state has different regulations, different mix of housing types, local policies, and incentives that may uniquely impact return patterns in that region. Overall, the average number of bins returned annually per location was lower in Connecticut than the U.S. average; the annual averages are shown in Figure 3.1.

FIGURE 3.1: AVERAGE NUMBER OF BINS RETURNED PER LOCATION PER YEAR

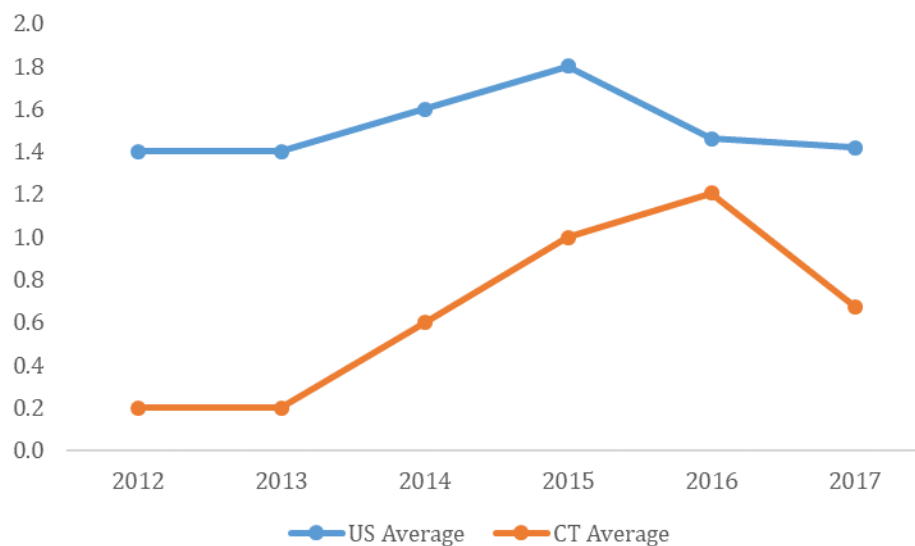


Figure 3.2 displays the locations in Connecticut that returned more than one bin in a given year since 2014, and Figure 3.3 displays the top 10 partners in the U.S. over the same period in terms of the number of bins returned. Sid Harvey Industries, F.W. Webb, Johnstone Supply, and R.E. Michel appear on both the state and national lists.

FIGURE 3.2: PARTNER LOCATIONS IN THE STATE RETURNING MORE THAN ONE BIN PER YEAR 2014-2017

Location	2014 Bins
R.E. Michel Company	9
The Granite Group	6
Sid Harvey Industries	5
BellSimons Companies	3
Johnstone Supply	3
Tower Equipment Co., Inc.	3
Carrier Enterprise	2
Torrco	2
Shelton Winair Co.	2
Location	2015 Bins
Plimpton & Hills Corp.	11
R.E. Michel Company	7
Sid Harvey Industries	6
BellSimons Companies	5
Carrier Enterprise	5
The Bell Pump Company	4
F.W. Webb	3
Essex Winnelson Company	2
Housatonic Resources Recovery Authority	2
Johnstone Supply	2
N&S Supply Inc.	2
SE CT Regional Resources Recovery	2
Star Supply Company	2
Torrco	2
Trane Supply	2

Location	2016 Bins
Plimpton & Hills Corp.	7
R. E. Michel Company	6
BellSimons Companies	5
The Granite Group	5
Sid Harvey Industries	4
F.W. Webb	4
Torrco	2
Location	2017 Bins
Tower Equipment Co., Inc.	25
Plimpton & Hills Corp.	8
Sid Harvey Industries	6
F.W. Webb	6
Johnstone Supply	5
R. E. Michel Company	5
The Granite Group	4
BellSimons Companies	3
Homans Associates	3
Torrco	2
Daniels Oil Co., Inc.	2
Housatonic Resources Recovery Authority	2
Trane Supply	2
Petro	2
Ruotolo Mechanical	2

FIGURE 3.3: TOP PERFORMING PARTNER LOCATIONS NATIONWIDE IN BINS RETURNED 2014-2017

Location	2014 Bins
R. E. Michel Company	461
Johnstone Supply	460
US Air Conditioning Distributors	127
Ferguson Enterprises	119
United Refrigeration	114
Goodman Distribution Inc.	95
Honeywell Inc.	77
Gustave A Larson Company	67
Refrigeration Supplies Distributor	60
Lennox Industries Inc.	60
C.C. Dickson Company	55
Location	2015 Bins
Johnstone Supply	519
R. E. Michel Company	336
Ferguson Enterprises	184
United Refrigeration	176
US Air Conditioning Distributors	106
Goodman Distribution Inc.	70
Gustave A Larson Company	62
Refrigeration Supplies Distributor	54
Lennox Industries Inc	51
Baker Distributing Company	50

Location	2016 Bins
Johnstone Supply	444
R. E. Michel Company	292
United Refrigeration	237
Lennox Industries Inc.	131
Ferguson Enterprises	104
US Air Conditioning Distributors	70
Ace Supply Co. Inc.	66
Goodman Distribution, Inc.	66
Lux Products	54
F.W. Webb	47
Baker Distributing Company	46
Refrigeration Supplies Distributor	46
Location	2017 Bins
Johnstone Supply	515
R. E. Michel Company	285
United Refrigeration	192
Ferguson Enterprises	144
Lennox Parts Plus	89
US Air Conditioning Distributors	73
Refrigeration Supplies Distributor	71
F.W. Webb	64
Goodman Distribution	60
Sid Harvey Industries	52

Figure 3.4 displays total percentage of locations that actively participated in the program (active participation defined as sending back at least one bin) in 2017, for all the states that mandate thermostat returns reporting as well as the U.S. national average for all states (reporting and non-reporting). **In 2017, 31% of locations in Connecticut returned at least one bin** compared to a national average of 32%. This is a participation metric which shows ample room for improvement going forward. The highest percentage of locations returning a bin in 2017 amongst states that mandate thermostat returns reporting was Rhode Island (61%).

FIGURE 3.4: MANDATORY REPORTING STATES' PERCENTAGE OF LOCATIONS RETURNING A BIN IN 2017

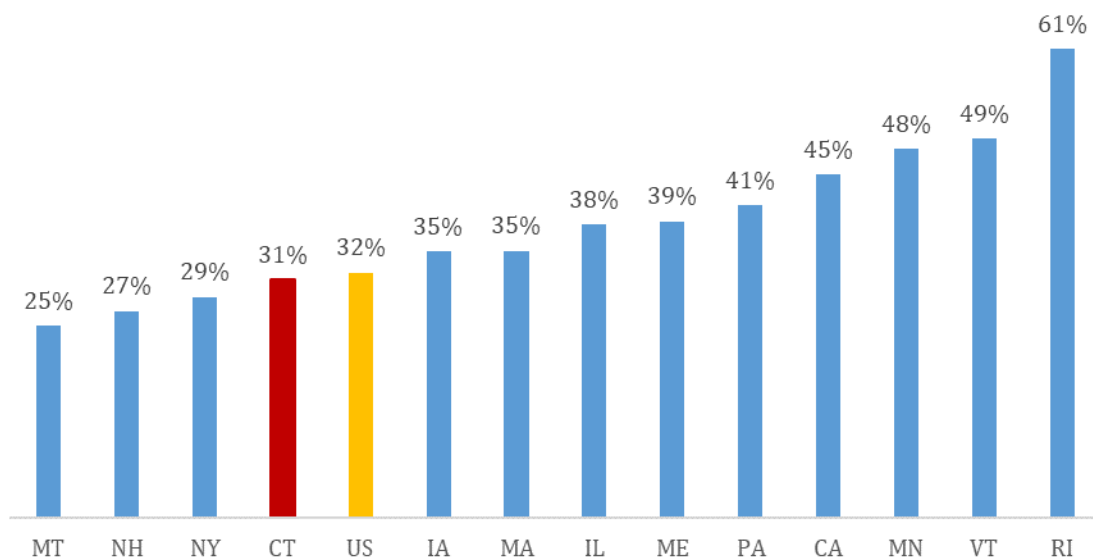


Figure 3.5 compares the state and national rates for several analytics in 2017. These include: the total whole thermostats, bins, and loose switches collected, the number of thermostats collected by total locations and per actively participating locations, the number of thermostats per bin returned on average in 2017, the equivalent average, the number of mercury thermostat equivalents returned in 2017, and finally the percent change in mercury thermostat conversion from 2016 to 2017. The equivalent average is an average of the number of switches in whole thermostats collected in the state, and it is used to calculate the number of thermostats represented by returned loose switches. The thermostat equivalent number includes the totals of whole thermostats returned plus the number of thermostats estimated from loose switches. The states displayed are those that mandate thermostat returns reporting and the U.S. average is for all states that return bins (reporting and non-reporting).

FIGURE 3.5: COMPARISONS OF MANDATORY REPORTING STATES AND U.S. AVERAGES AMONG SEVERAL CATEGORIES

State	Whole Thermostats	Bins	Loose Switches	Thermostats returned per total # of locations with bins	Average Thermostats / bin	Average Thermostats collected per location that returned at least one bin in 2017	Equivalent Average	Thermostat Equivalents in 2017	% Change over 2016
CA	17,976	637	2,588	19	28	43	1.8111	19,405	20%
CT	4,246	101	1,798	19	42	62	1.2302	5,708	115%
IA	3,152	61	107	25	52	73	1.1680	3,244	44%
IL	10,671	284	1,069	18	38	47	1.1827	11,575	8%
MA	8,444	166	628	25	51	73	1.2154	8,961	61%
ME	3,956	121	30	16	33	41	1.0660	3,984	-18%
MN	8,471	120	586	55	71	114	1.2265	8,949	-7%
MT	173	7	1	6	25	25	1.0603	174	-64%
NH	2,420	63	113	11	38	42	1.1251	2,520	0%
NY	7,703	204	618	15	38	51	1.4685	8,124	12%
PA	10,674	210	576	29	51	71	1.3738	11,093	10%
RI	3,028	55	86	51	55	84	1.1031	3,106	-19%
VT	2,579	130	24	12	20	23	0.9096	2,605	13%
U.S. Avg.	6,423	166	633	23	42	58	1.4461	6,881	14%

Figure 3.6 further compares this state and national data by showing how each state ranked in each of these categories, from highest to lowest. Connecticut was the top ranked state for percent change in thermostat equivalents over 2016. Additionally, the state was ranked in the top half for loose switches, thermostats per total number of locations with bins, average thermostats per bin, thermostats per location that returned at least one bin, and equivalent average. The states compared are those that mandate thermostat returns reporting and the U.S. average is for all states that return bins (reporting and non-reporting).

FIGURE 3.6: COMPARISON OF MANDATORY REPORTING STATES AND U.S. AVERAGE AMONG SEVERAL CATEGORIES, RANKINGS

	Whole Thermostats	Bins	Loose Switches	Thermostats returned per total # of locations with bins	Average Thermostats per bin	Average Thermostats collected per location that returned at least one bin in 2017	Equivalent Average	Thermostat Equivalents in 2017	% Change over 2016
1	CA	CA	CA	MN	MN	MN	CA	CA	CT
2	PA	IL	CT	RI	RI	RI	NY	IL	MA
3	IL	PA	IL	PA	IA	IA	US Avg.	PA	IA
4	MN	NY	US Avg.	IA	MA	MA	PA	MA	CA
5	MA	US Avg.	MA	MA	PA	PA	CT	MN	US Avg.
6	NY	MA	NY	US Avg.	CT	CT	MN	NY	VT
7	US Avg.	VT	MN	CT	US Avg.	US Avg.	MA	US Avg.	NY
8	CT	ME	PA	CA	NH	NY	IL	CT	PA
9	ME	MN	NH	IL	NY	IL	IA	ME	IL
10	IA	CT	IA	ME	IL	CA	NH	IA	NH
11	RI	NH	RI	NY	ME	NH	RI	RI	MN
12	VT	IA	ME	VT	CA	ME	ME	VT	ME
13	NH	RI	VT	NH	MT	MT	MT	NH	RI
14	MT	MT	MT	MT	VT	VT	VT	MT	MT

Figure 3.7 below shows the quantity of mercury collected through TRC's program in Connecticut and neighboring states between 2010 and 2017. Collection of mercury in Connecticut in 2017 increased 105% over 2016 levels and over 250% from 2013 levels. In fact, Connecticut recovered more mercury in 2017 than in any other year since the start of the program in 2001.

FIGURE 3.7: MERCURY COLLECTION RELATIVE TO PEER NEW ENGLAND STATES

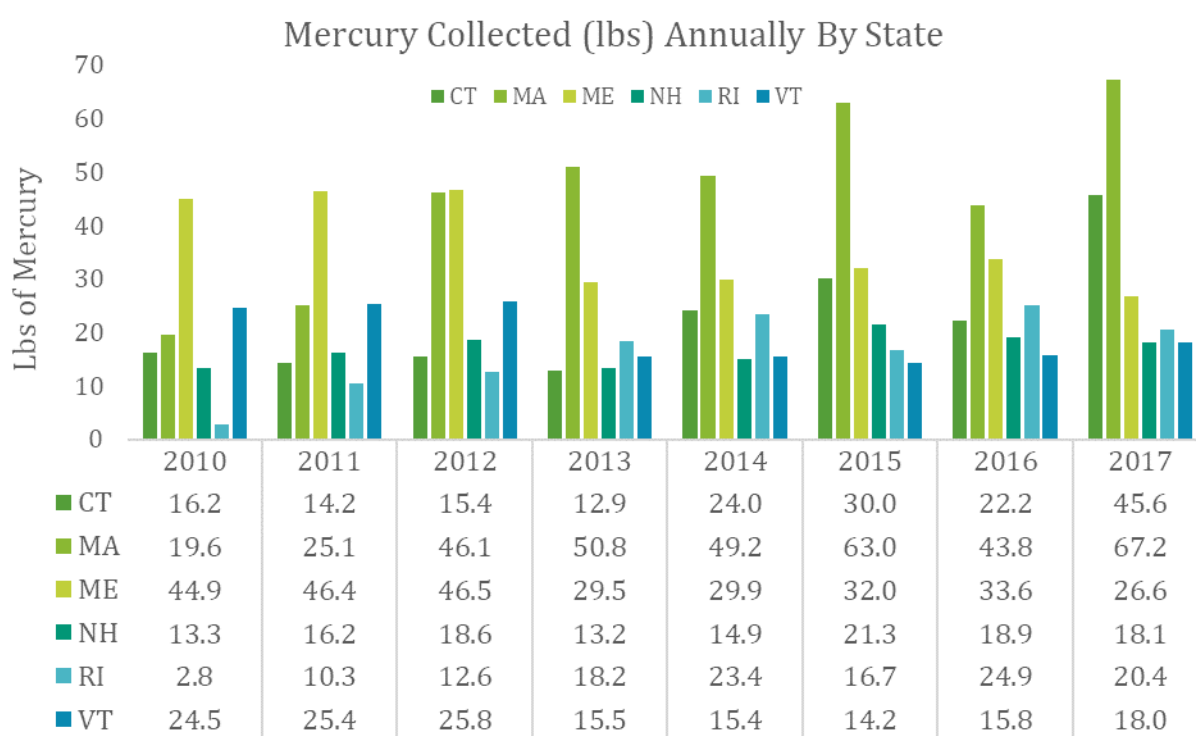
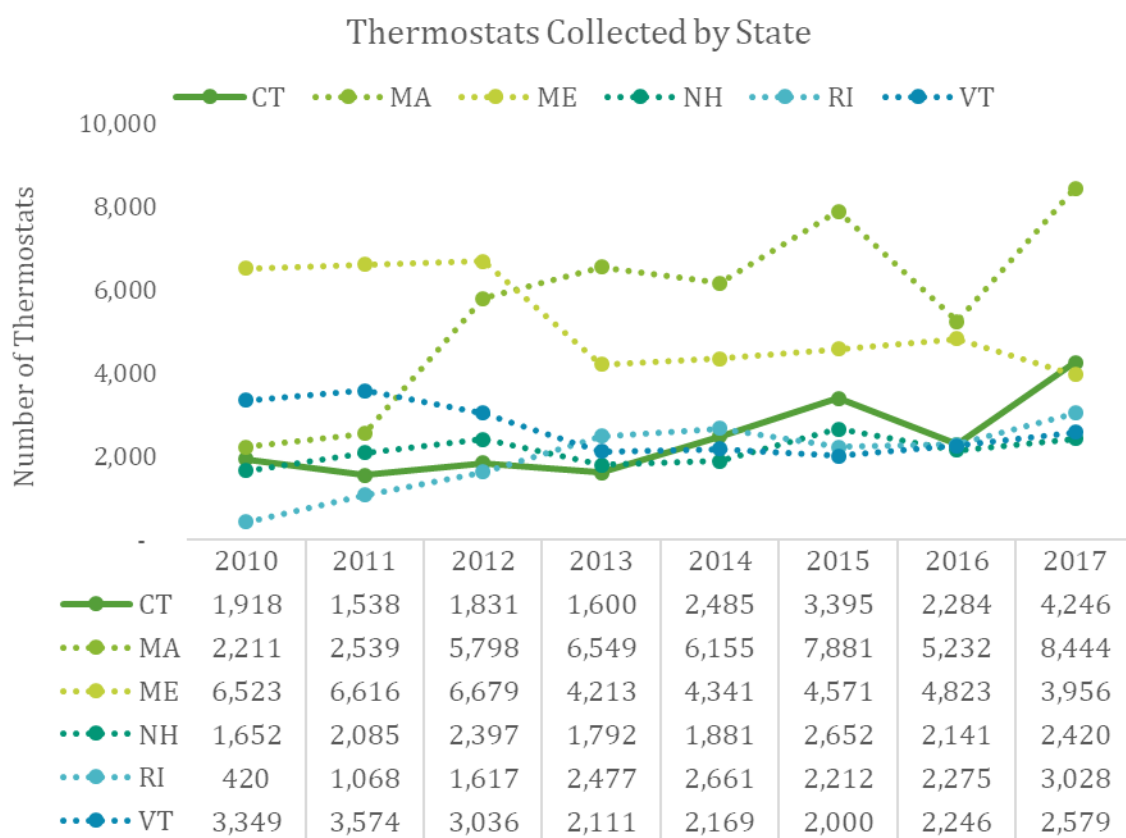


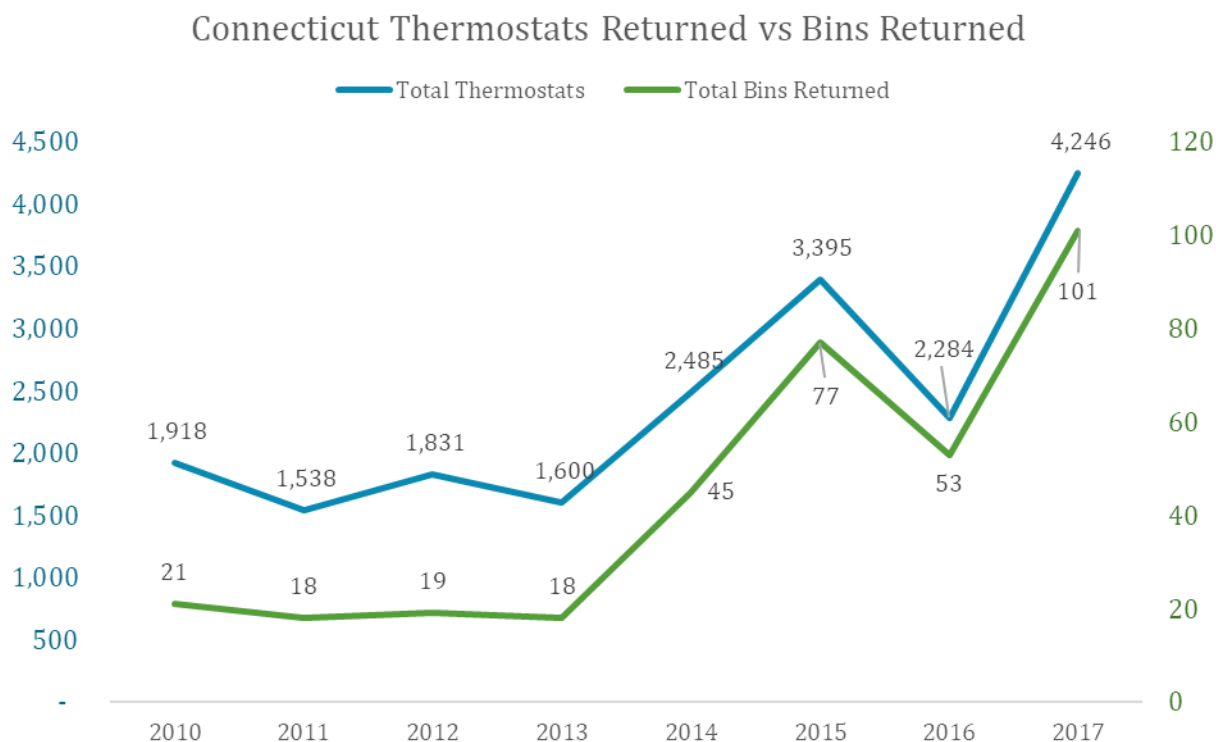
Figure 3.8 below illustrates thermostat collection relative to other New England States. Returns in thermostats declined in 2016 from 2015 in Massachusetts and Connecticut but increased in both states in 2017 to above 2015 levels. Connecticut's thermostat collection performance in 2016 was very similar to that of New Hampshire, Rhode Island and Vermont but was above these states and Maine in 2017.

FIGURE 3.8: THERMOSTAT COLLECTION RELATIVE TO PEER NEW ENGLAND STATES



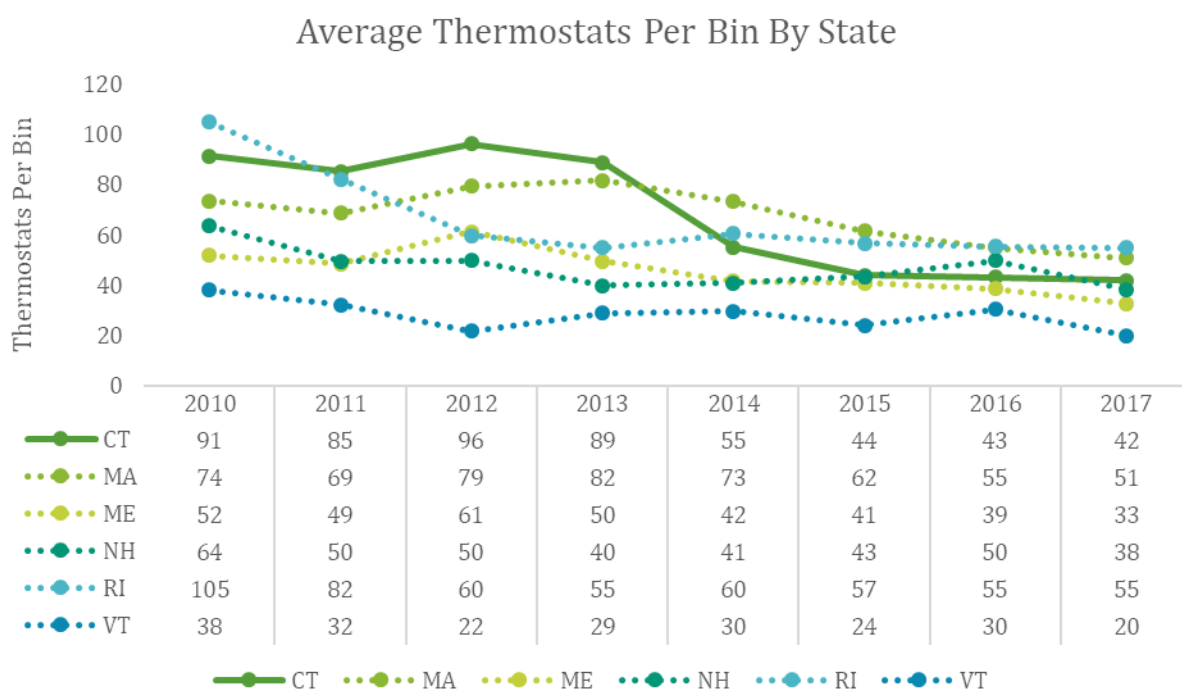
Thermostats and bins returned are two metrics measuring program performance that are related yet independent. In 2010-2013, the number of thermostats returned fluctuated slightly while the number of bins returned was mostly static. In 2014, after Connecticut's policy implementation in 2013, both thermostats and bins returned increased fairly linearly. 2016 saw a decline in both thermostats and bins. In 2017, both thermostats and bins returned increased significantly to all time high levels, with an 86% increase in thermostats and 91% increase in bins over 2016 levels. Figure 3.9 shows bins returned and thermostat collections concomitantly by year so relative rates of increase and decrease can be observed.

FIGURE 3.9: COMPARISON OF THERMOSTATS RETURNED VS BINS RECEIVED



The average quantity of thermostats per bin is graphed in Figure 3.10 below, which illustrates the relationship more clearly between increased bins returned and increased thermostat returns. Thermostats per bin on average was fairly steady in CT between 2015 and 2017. Additionally, the average numbers across these states have converged to a range between 20 and 55 thermostats per bin in 2017.

FIGURE 3.10: AVERAGE NUMBER THERMOSTATS PER BIN RELATIVE TO PEER STATES



Conclusions

Results after Year 4 of Mandatory TRC Program in Connecticut

In the fourth year of the mandatory thermostat collection program in Connecticut, mercury collection increased to a record-high level. The amount of mercury (lbs) collected in 2017

increased 105% over the 2016 collection and increased 253% since the mandatory thermostat collection program started in 2013. The number of thermostats increased to an all-time high of 4,246 thermostats collected, 25% greater than the second highest number collected in 2015 (3,395 thermostats). Channel partners also returned nearly twice as many bins in 2017 (101 bins) as in 2016 (53 bins), with an increase in participation of 4% over 2016. The numbers of thermostats per each bin returned were relatively equal on average to the numbers in 2015 and 2016, suggesting the increase in collection was largely due to the increase in returns on behalf of channel partners.

One channel partner had an outsized influence on the quantity of thermostats and the amount of mercury collected in 2017 in Connecticut. The Tower Equipment Company Inc. returned 25 bins with 904 thermostats in 2017. This rate of thermostat submissions was an abnormally large return for this wholesaler which did not return any thermostats in 2016 and averaged 3 bins and 189 thermostats between 2013-2015. Their thermostat returns in 2017 represented a 378% increase over this 3-year average return rate. The increase in thermostats returned from the Tower Equipment Company is likely predominantly due to unsold inventory the wholesaler had been stockpiling, and not attributable in large part to thermostats which were removed from service. While no statistically significant relationship was established between bin returns and ‘miss you’ calls or site visits, it appears the company may have returned these thermostats in part because of a site visit conducted by TRC. After accounting for Tower Equipment Company’s contribution, Connecticut’s thermostat returns in 2017 were strong; the program’s collection was still on par with the record number of thermostat and bin returns in 2015. In fact, 5% more mercury was returned in 2017 than in 2015 and 42% more than 2016.

--

RRS analysts have reviewed the data and vetted the numbers for accuracy, and verify that the information and data presented in this report is accurate and consistent with the reported numbers.

APPENDICES

HOW MERCURY THERMOSTAT WASTE IS HANDLED

WASTE MERCURY-ADDED THERMOSTAT MANAGEMENT THROUGH VEOLIA ES TECHNICAL SOLUTIONS, LLC.

Beginning December 19, 2016, bins with waste mercury-switch thermostats were received at a new fulfillment/inventory center in Port Washington, Wisconsin (WIR000130591). The facility is owned and operated by Veolia ES Technical Solutions, L.L.C. (Veolia) under contract with TRC.

All recycling containers, including pails and bins are received at the loading dock and sent to the TRC inventory area. The bin and plastic liner are opened and the contents are identified, sorted, and tallied. The following data is recorded for each bin returned and processed: bin number, business name (location name), city, state, zip code, date returned, number of thermostats and mercury switches by manufacturer and any non-conforming material.

The containers are returned to the location that sent it in with a new prepaid address label within 72 hours of receipt. The thermostats are stored and staged in a plastic lined carton in a storage area for final processing. The containers are dated and processed in order received, first in-first out.

The thermostats and any loose bulb collected from the bins are consolidated into a special 55-gallon drum which is labeled and dated according to regulations. The drum is sealed with a band and is only opened when contents are being added to it. Special negative pressure venting assures any fumes are captured and vented when the drum is opened.

The 55-gallon drum is then shipped to Veolia's mercury recovery facility (WID988566543) for final processing of the mercury ampoules (switches) Veolia Environmental Services meets or exceeds all local, state, federal and EPA regulations for the management of the product.

The containers are returned from the storage area to the mercury recovery processing area to have the mercury bulbs removed from the plastic housing. Universal Waste Regulations require the recycling and disposal of waste within 12 months of acceptance at the processing facility.

Small quantities of thermostats are removed from the container, which is then closed again, a spillage. The bulbs are removed from the thermostats and placed into processing vessel at the work station. Once the processing vessel is full, the vessel is loaded into the mercury recovery retort oven.

If a bulb breaks and the mercury spills, the work area is designed to contain the spillage and the operators are trained in the clean-up and disposal of mercury. The TRC inventory and processing areas are equipped with special mercury vacuum cleaners and the work area is vacuumed at the end of the work day to assure that any spillage is cleaned up and not left to evaporate.

Veolia meets or exceeds all local, state, federal and EPA regulations for the management of the product. The mercury recovery facility and process are permitted by the Wisconsin Department of Natural Resources. Veolia's approvals for mercury recovery/recycling include:

- EPA - identification WID988566543
- Hazardous Waste Storage License #6008
- Hazardous Waste Treatment License (Mercury Recovery Operations) #4585
- Air Operation Permit #246076050-S01
- Storm Water General Permit #WI-S067857-4

In addition to the regulatory permits, both Veolia Port Washington facilities have developed and maintains management systems in accordance with ISO 14001-2004, OHSAS 18001-2007, and Responsible Recycling (R2:2013) Practice. All persons who handle mercury thermostats as part of the TRC operation receive training in the handling of Hazardous Waste and Universal Waste.

The mercury containing ampules are retorted at Veolia's Port Washington Mineral Springs facility. The mercury is removed during the retort process. The post retort debris consists of broken glass ampules. The debris is tested for residual mercury to document the removal of the mercury to levels below the US EPA Land Disposal Restriction (LDR) levels. The debris is then disposal of as a non-hazardous solid waste at Advanced Disposal Glacier Ridge Landfill, LLC in Horicon, Wisconsin.

A site evaluation of the Veolia Processing Center in Port Washington, WI was conducted by TRC staffer, Danielle Myers, in early October 2017. From this audit, a new design flow for processing bins was discovered, as well as more efficient ways to return bins back to participating facilities and contractors. Updates to packaging instructions were also a result, and will include new marketing collateral, incentives, and small pails.

EXTENDED TO NOVEMBER 15, 2017

Form **990**Department of the Treasury
Internal Revenue Service**Return of Organization Exempt From Income Tax**

Under section 501(c), 527, or 4947(a)(1) of the Internal Revenue Code (except private foundations)

▶ Do not enter social security numbers on this form as it may be made public.

▶ Information about Form 990 and its instructions is at www.irs.gov/form990.

OMB No. 1545-0047

2016
Open to Public
Inspection**A** For the 2016 calendar year, or tax year beginning

and ending

B Check if applicable:

- ☐ Address change
☐ Name change
☐ Initial return
☐ Final return/terminated
☐ Amended return
☐ Application pending

C Name of organization**THERMOSTAT RECYCLING CORPORATION**Doing business as **TRC**

Number and street (or P.O. box if mail is not delivered to street address)

500 OFFICE CENTER DRIVE

Room/suite

400

City or town, state or province, country, and ZIP or foreign postal code

FORT WASHINGTON, PA 19034**F** Name and address of principal officer: **RYAN KISCADEN****SAME AS C ABOVE****D** Employer identification number**54-1830284****E** Telephone number**888-266-0550****G** Gross receipts \$**2,920,513.****H(a)** Is this a group returnfor subordinates? ☐ Yes ☒ No**H(b)** Are all subordinates included? ☐ Yes ☐ No

If "No," attach a list. (see instructions)

H(c) Group exemption number ▶**I** Tax-exempt status: ☐ 501(c)(3) ☒ 501(c) (**6**) ◀ (insert no.) ☐ 4947(a)(1) or ☐ 527**J** Website: **WWW.THERMOSTAT-RECYCLE.ORG****K** Form of organization: ☒ Corporation ☐ Trust ☐ Association ☐ Other ▶**L** Year of formation: **1996** **M** State of legal domicile: **DE****Part I Summary**

Activities & Governance	1	Briefly describe the organization's mission or most significant activities: TO PROMOTE THE SAFE COLLECTION AND PROPER DISPOSAL OF MERCURY-CONTAINING THERMOSTATS.		
	2	Check this box <input type="checkbox"/> If the organization discontinued its operations or disposed of more than 25% of its net assets.		
	3	Number of voting members of the governing body (Part VI, line 1a)	3	3
	4	Number of independent voting members of the governing body (Part VI, line 1b)	4	3
	5	Total number of individuals employed in calendar year 2016 (Part V, line 2a)	5	6
	6	Total number of volunteers (estimate if necessary)	6	0
		7a	Total unrelated business revenue from Part VIII, column (C), line 12	7a
7b		Net unrelated business taxable income from Form 990-T, line 34	7b	0.
Revenue	8	Contributions and grants (Part VIII, line 1h)	Prior Year	Current Year
	9	Program service revenue (Part VIII, line 2g)	0.	0.
	10	Investment income (Part VIII, column (A), lines 3, 4, and 7d)	1,622,964.	2,920,228.
	11	Other revenue (Part VIII, column (A), lines 5, 6d, 8c, 9c, 10c, and 11e)	234.	285.
	12	Total revenue - add lines 8 through 11 (must equal Part VIII, column (A), line 12)	0.	0.
Expenses	13	Grants and similar amounts paid (Part IX, column (A), lines 1-3)	1,623,198.	2,920,513.
	14	Benefits paid to or for members (Part IX, column (A), line 4)	0.	0.
	15	Salaries, other compensation, employee benefits (Part IX, column (A), lines 5-10)	0.	0.
	16a	Professional fundraising fees (Part IX, column (A), line 11e)	456,176.	334,899.
	b	Total fundraising expenses (Part IX, column (D), line 25) ▶	0.	0.
	17	Other expenses (Part IX, column (A), lines 11a-11d, 11f-24e)	0.	0.
	18	Total expenses. Add lines 13-17 (must equal Part IX, column (A), line 25)	932,404.	1,943,085.
Net Assets or Fund Balances	19	Revenue less expenses. Subtract line 18 from line 12	1,388,580.	2,277,984.
	20	Total assets (Part X, line 16)	234,618.	642,529.
	21	Total liabilities (Part X, line 26)	Beginning of Current Year	End of Year
	22	Net assets or fund balances. Subtract line 21 from line 20	642,843.	1,263,712.
			388,046.	366,386.
			254,797.	897,326.

Part II Signature Block

Under penalties of perjury, I declare that I have examined this return, including accompanying schedules and statements, and to the best of my knowledge and belief, it is true, correct, and complete. Declaration of preparer (other than officer) is based on all information of which preparer has any knowledge.

Sign Here

Signature of officer

Date

RYAN KISCADEN, EXECUTIVE DIRECTOR

Type or print name and title

Paid

Print/Type preparer's name

JEFFREY A. SMITH, CPA

Preparer's signature

Date

Check ☐ if self-employed

PTIN

P00139935

Preparer

Firm's name ▶ **BURDETTE SMITH & BISH LLC**Firm's EIN ▶ **45-4037800**

Use Only

Firm's address ▶ **4035 RIDGE TOP ROAD, SUITE 550
FAIRFAX, VA 22030-7411**Phone no. **703-591-5200**

May the IRS discuss this return with the preparer shown above? (see instructions)

☒ Yes ☐ No

Part III Statement of Program Service AccomplishmentsCheck if Schedule O contains a response or note to any line in this Part III ☐

1 Briefly describe the organization's mission:

THE THERMOSTAT RECYCLING CORPORATION (TRC) IS A NON-PROFIT ORGANIZATION THAT FACILITATES AND MANAGES THE COLLECTION AND PROPER DISPOSAL OF MERCURY-CONTAINING THERMOSTATS.

2 Did the organization undertake any significant program services during the year which were not listed on the prior Form 990 or 990-EZ? ☐ Yes ☒ No

If "Yes," describe these new services on Schedule O.

3 Did the organization cease conducting, or make significant changes in how it conducts, any program services? ☐ Yes ☒ No

If "Yes," describe these changes on Schedule O.

4 Describe the organization's program service accomplishments for each of its three largest program services, as measured by expenses. Section 501(c)(3) and 501(c)(4) organizations are required to report the amount of grants and allocations to others, the total expenses, and revenue, if any, for each program service reported.

4a (Code:) (Expenses \$ 2,095,746. including grants of \$) (Revenue \$ 2,920,228.)

TRC FACILITATES THE PROPER MANAGEMENT OF WASTE MERCURY THERMOSTATS BY PROVIDING RECYCLING CONTAINERS FOR THE COLLECTION AND TRANSPORT OF WASTE MERCURY THERMOSTATS TO ELIGIBLE COLLECTION SITES IN ALL U.S. STATES EXCEPT ALASKA AND HAWAII. TRC ALSO CONDUCTS AN EDUCATIONAL CAMPAIGN PROMOTING THE PROPER MANAGEMENT OF WASTE MERCURY THERMOSTATS. SINCE TRC'S FOUNDING, TRC HAS COLLECTED OVER 2,100,000 MERCURY-CONTAINING THERMOSTATS WHICH HAS KEPT 10 TONS OF MERCURY OUT OF THE WASTE SYSTEM.

4b (Code:) (Expenses \$ including grants of \$) (Revenue \$)

4c (Code:) (Expenses \$ including grants of \$) (Revenue \$)

4d Other program services (Describe in Schedule O.)

(Expenses \$ including grants of \$) (Revenue \$)

4e Total program service expenses 2,095,746.

Part IV Checklist of Required Schedules

	Yes	No
1 Is the organization described in section 501(c)(3) or 4947(a)(1) (other than a private foundation)? If "Yes," complete Schedule A		X
2 Is the organization required to complete Schedule B, Schedule of Contributors?		X
3 Did the organization engage in direct or indirect political campaign activities on behalf of or in opposition to candidates for public office? If "Yes," complete Schedule C, Part I		X
4 Section 501(c)(3) organizations. Did the organization engage in lobbying activities, or have a section 501(h) election in effect during the tax year? If "Yes," complete Schedule C, Part II		
5 Is the organization a section 501(c)(4), 501(c)(5), or 501(c)(6) organization that receives membership dues, assessments, or similar amounts as defined in Revenue Procedure 98-19? If "Yes," complete Schedule C, Part III	X	
6 Did the organization maintain any donor advised funds or any similar funds or accounts for which donors have the right to provide advice on the distribution or investment of amounts in such funds or accounts? If "Yes," complete Schedule D, Part I		X
7 Did the organization receive or hold a conservation easement, including easements to preserve open space, the environment, historic land areas, or historic structures? If "Yes," complete Schedule D, Part II		X
8 Did the organization maintain collections of works of art, historical treasures, or other similar assets? If "Yes," complete Schedule D, Part III		X
9 Did the organization report an amount in Part X, line 21, for escrow or custodial account liability, serve as a custodian for amounts not listed in Part X; or provide credit counseling, debt management, credit repair, or debt negotiation services? If "Yes," complete Schedule D, Part IV		X
10 Did the organization, directly or through a related organization, hold assets in temporarily restricted endowments, permanent endowments, or quasi-endowments? If "Yes," complete Schedule D, Part V		X
11 If the organization's answer to any of the following questions is "Yes," then complete Schedule D, Parts VI, VII, VIII, IX, or X as applicable.		
a Did the organization report an amount for land, buildings, and equipment in Part X, line 10? If "Yes," complete Schedule D, Part VI	X	
b Did the organization report an amount for investments - other securities in Part X, line 12 that is 5% or more of its total assets reported in Part X, line 16? If "Yes," complete Schedule D, Part VII		X
c Did the organization report an amount for investments - program related in Part X, line 13 that is 5% or more of its total assets reported in Part X, line 16? If "Yes," complete Schedule D, Part VIII		X
d Did the organization report an amount for other assets in Part X, line 15 that is 5% or more of its total assets reported in Part X, line 16? If "Yes," complete Schedule D, Part IX		X
e Did the organization report an amount for other liabilities in Part X, line 25? If "Yes," complete Schedule D, Part X		X
f Did the organization's separate or consolidated financial statements for the tax year include a footnote that addresses the organization's liability for uncertain tax positions under FIN 48 (ASC 740)? If "Yes," complete Schedule D, Part X	X	
12a Did the organization obtain separate, independent audited financial statements for the tax year? If "Yes," complete Schedule D, Parts XI and XII	X	
b Was the organization included in consolidated, independent audited financial statements for the tax year? If "Yes," and if the organization answered "No" to line 12a, then completing Schedule D, Parts XI and XII is optional		X
13 Is the organization a school described in section 170(b)(1)(A)(ii)? If "Yes," complete Schedule E		X
14a Did the organization maintain an office, employees, or agents outside of the United States?		X
b Did the organization have aggregate revenues or expenses of more than \$10,000 from grantmaking, fundraising, business, investment, and program service activities outside the United States, or aggregate foreign investments valued at \$100,000 or more? If "Yes," complete Schedule F, Parts I and IV		X
15 Did the organization report on Part IX, column (A), line 3, more than \$5,000 of grants or other assistance to or for any foreign organization? If "Yes," complete Schedule F, Parts II and IV		X
16 Did the organization report on Part IX, column (A), line 3, more than \$5,000 of aggregate grants or other assistance to or for foreign individuals? If "Yes," complete Schedule F, Parts III and IV		X
17 Did the organization report a total of more than \$15,000 of expenses for professional fundraising services on Part IX, column (A), lines 6 and 11e? If "Yes," complete Schedule G, Part I		X
18 Did the organization report more than \$15,000 total of fundraising event gross income and contributions on Part VIII, lines 1c and 8a? If "Yes," complete Schedule G, Part II		X
19 Did the organization report more than \$15,000 of gross income from gaming activities on Part VIII, line 9a? If "Yes," complete Schedule G, Part III		X

Form 990 (2016)

Part IV Checklist of Required Schedules (continued)

	Yes	No
20a Did the organization operate one or more hospital facilities? <i>If "Yes," complete Schedule H</i>		X
b If "Yes" to line 20a, did the organization attach a copy of its audited financial statements to this return?		
21 Did the organization report more than \$5,000 of grants or other assistance to any domestic organization or domestic government on Part IX, column (A), line 1? <i>If "Yes," complete Schedule I, Parts I and II</i>		X
22 Did the organization report more than \$5,000 of grants or other assistance to or for domestic individuals on Part IX, column (A), line 2? <i>If "Yes," complete Schedule I, Parts I and III</i>		X
23 Did the organization answer "Yes" to Part VII, Section A, line 3, 4, or 5 about compensation of the organization's current and former officers, directors, trustees, key employees, and highest compensated employees? <i>If "Yes," complete Schedule J</i>		X
24a Did the organization have a tax-exempt bond issue with an outstanding principal amount of more than \$100,000 as of the last day of the year, that was issued after December 31, 2002? <i>If "Yes," answer lines 24b through 24d and complete Schedule K. If "No," go to line 25a</i>		X
b Did the organization invest any proceeds of tax-exempt bonds beyond a temporary period exception?		
c Did the organization maintain an escrow account other than a refunding escrow at any time during the year to defease any tax-exempt bonds?		
d Did the organization act as an "on behalf of" issuer for bonds outstanding at any time during the year?		
25a Section 501(c)(3), 501(c)(4), and 501(c)(29) organizations. Did the organization engage in an excess benefit transaction with a disqualified person during the year? <i>If "Yes," complete Schedule L, Part I</i>		
b Is the organization aware that it engaged in an excess benefit transaction with a disqualified person in a prior year, and that the transaction has not been reported on any of the organization's prior Forms 990 or 990-EZ? <i>If "Yes," complete Schedule L, Part I</i>		
26 Did the organization report any amount on Part X, line 5, 6, or 22 for receivables from or payables to any current or former officers, directors, trustees, key employees, highest compensated employees, or disqualified persons? <i>If "Yes," complete Schedule L, Part II</i>		X
27 Did the organization provide a grant or other assistance to an officer, director, trustee, key employee, substantial contributor or employee thereof, a grant selection committee member, or to a 35% controlled entity or family member of any of these persons? <i>If "Yes," complete Schedule L, Part III</i>		X
28 Was the organization a party to a business transaction with one of the following parties (see Schedule L, Part IV instructions for applicable filing thresholds, conditions, and exceptions):		
a A current or former officer, director, trustee, or key employee? <i>If "Yes," complete Schedule L, Part IV</i>		X
b A family member of a current or former officer, director, trustee, or key employee? <i>If "Yes," complete Schedule L, Part IV</i>		X
c An entity of which a current or former officer, director, trustee, or key employee (or a family member thereof) was an officer, director, trustee, or direct or indirect owner? <i>If "Yes," complete Schedule L, Part IV</i>		X
29 Did the organization receive more than \$25,000 in non-cash contributions? <i>If "Yes," complete Schedule M</i>		X
30 Did the organization receive contributions of art, historical treasures, or other similar assets, or qualified conservation contributions? <i>If "Yes," complete Schedule M</i>		X
31 Did the organization liquidate, terminate, or dissolve and cease operations? <i>If "Yes," complete Schedule N, Part I</i>		X
32 Did the organization sell, exchange, dispose of, or transfer more than 25% of its net assets? <i>If "Yes," complete Schedule N, Part II</i>		X
33 Did the organization own 100% of an entity disregarded as separate from the organization under Regulations sections 301.7701-2 and 301.7701-3? <i>If "Yes," complete Schedule R, Part I</i>		X
34 Was the organization related to any tax-exempt or taxable entity? <i>If "Yes," complete Schedule R, Part II, III, or IV, and Part V, line 1</i>		X
35a Did the organization have a controlled entity within the meaning of section 512(b)(13)?		X
b If "Yes" to line 35a, did the organization receive any payment from or engage in any transaction with a controlled entity within the meaning of section 512(b)(13)? <i>If "Yes," complete Schedule R, Part V, line 2</i>		
36 Section 501(c)(3) organizations. Did the organization make any transfers to an exempt non-charitable related organization? <i>If "Yes," complete Schedule R, Part V, line 2</i>		
37 Did the organization conduct more than 5% of its activities through an entity that is not a related organization and that is treated as a partnership for federal income tax purposes? <i>If "Yes," complete Schedule R, Part VI</i>		X
38 Did the organization complete Schedule O and provide explanations in Schedule O for Part VI, lines 11b and 19?	X	

Note. All Form 990 filers are required to complete Schedule O

Part V Statements Regarding Other IRS Filings and Tax ComplianceCheck if Schedule O contains a response or note to any line in this Part V ☐

		Yes	No
1a	Enter the number reported in Box 3 of Form 1096. Enter -0- if not applicable	5	
1b	Enter the number of Forms W-2G included in line 1a. Enter -0- if not applicable	0	
c	Did the organization comply with backup withholding rules for reportable payments to vendors and reportable gaming (gambling) winnings to prize winners?	X	
2a	Enter the number of employees reported on Form W-3, Transmittal of Wage and Tax Statements, filed for the calendar year ending with or within the year covered by this return	6	
b	If at least one is reported on line 2a, did the organization file all required federal employment tax returns? Note. If the sum of lines 1a and 2a is greater than 250, you may be required to e-file (see instructions)	X	
3a	Did the organization have unrelated business gross income of \$1,000 or more during the year?		X
b	If "Yes," has it filed a Form 990-T for this year? If "No," to line 3b, provide an explanation in Schedule O		
4a	At any time during the calendar year, did the organization have an interest in, or a signature or other authority over, a financial account in a foreign country (such as a bank account, securities account, or other financial account)?		X
b	If "Yes," enter the name of the foreign country: See instructions for filing requirements for FinCEN Form 114, Report of Foreign Bank and Financial Accounts (FBAR).		
5a	Was the organization a party to a prohibited tax shelter transaction at any time during the tax year?		X
b	Did any taxable party notify the organization that it was or is a party to a prohibited tax shelter transaction?		X
c	If "Yes," to line 5a or 5b, did the organization file Form 8886-T?		
6a	Does the organization have annual gross receipts that are normally greater than \$100,000, and did the organization solicit any contributions that were not tax deductible as charitable contributions?		X
b	If "Yes," did the organization include with every solicitation an express statement that such contributions or gifts were not tax deductible?		
7	Organizations that may receive deductible contributions under section 170(c).		
a	Did the organization receive a payment in excess of \$75 made partly as a contribution and partly for goods and services provided to the payor?		
b	If "Yes," did the organization notify the donor of the value of the goods or services provided?		
c	Did the organization sell, exchange, or otherwise dispose of tangible personal property for which it was required to file Form 8282?		
d	If "Yes," indicate the number of Forms 8282 filed during the year	7d	
e	Did the organization receive any funds, directly or indirectly, to pay premiums on a personal benefit contract?		X
f	Did the organization, during the year, pay premiums, directly or indirectly, on a personal benefit contract?		X
g	If the organization received a contribution of qualified intellectual property, did the organization file Form 8899 as required?		
h	If the organization received a contribution of cars, boats, airplanes, or other vehicles, did the organization file a Form 1098-C?		
8	Sponsoring organizations maintaining donor advised funds. Did a donor advised fund maintained by the sponsoring organization have excess business holdings at any time during the year?		
9	Sponsoring organizations maintaining donor advised funds.		
a	Did the sponsoring organization make any taxable distributions under section 4966?		
b	Did the sponsoring organization make a distribution to a donor, donor advisor, or related person?		
10	Section 501(c)(7) organizations. Enter:		
a	Initiation fees and capital contributions included on Part VIII, line 12	10a	
b	Gross receipts, included on Form 990, Part VIII, line 12, for public use of club facilities	10b	
11	Section 501(c)(12) organizations. Enter:		
a	Gross income from members or shareholders	11a	
b	Gross income from other sources (Do not net amounts due or paid to other sources against amounts due or received from them.)	11b	
12a	Section 4947(a)(1) non-exempt charitable trusts. Is the organization filing Form 990 in lieu of Form 1041?	12a	
b	If "Yes," enter the amount of tax-exempt interest received or accrued during the year	12b	
13	Section 501(c)(29) qualified nonprofit health insurance issuers.		
a	Is the organization licensed to issue qualified health plans in more than one state? Note. See the instructions for additional information the organization must report on Schedule O.	13a	
b	Enter the amount of reserves the organization is required to maintain by the states in which the organization is licensed to issue qualified health plans	13b	
c	Enter the amount of reserves on hand	13c	
14a	Did the organization receive any payments for indoor tanning services during the tax year?	14a	X
b	If "Yes," has it filed a Form 720 to report these payments? If "No," provide an explanation in Schedule O	14b	

Form 990 (2016)

Part VI Governance, Management, and Disclosure For each "Yes" response to lines 2 through 7b below, and for a "No" response to line 8a, 8b, or 10b below, describe the circumstances, processes, or changes in Schedule O. See instructions.

Check if Schedule O contains a response or note to any line in this Part VI ☒

Section A. Governing Body and Management

	Yes	No
1a Enter the number of voting members of the governing body at the end of the tax year 1a 3		
If there are material differences in voting rights among members of the governing body, or if the governing body delegated broad authority to an executive committee or similar committee, explain in Schedule O.		
b Enter the number of voting members included in line 1a, above, who are independent 1b 3		
2 Did any officer, director, trustee, or key employee have a family relationship or a business relationship with any other officer, director, trustee, or key employee? 2		X
3 Did the organization delegate control over management duties customarily performed by or under the direct supervision of officers, directors, or trustees, or key employees to a management company or other person? 3		X
4 Did the organization make any significant changes to its governing documents since the prior Form 990 was filed? 4		X
5 Did the organization become aware during the year of a significant diversion of the organization's assets? 5		X
6 Did the organization have members or stockholders? 6	X	
7a Did the organization have members, stockholders, or other persons who had the power to elect or appoint one or more members of the governing body? 7a	X	
b Are any governance decisions of the organization reserved to (or subject to approval by) members, stockholders, or persons other than the governing body? 7b		X
8 Did the organization contemporaneously document the meetings held or written actions undertaken during the year by the following:		
a The governing body? 8a	X	
b Each committee with authority to act on behalf of the governing body? 8b	X	
9 Is there any officer, director, trustee, or key employee listed in Part VII, Section A, who cannot be reached at the organization's mailing address? If "Yes," provide the names and addresses in Schedule O 9		X

Section B. Policies (This Section B requests information about policies not required by the Internal Revenue Code.)

	Yes	No
10a Did the organization have local chapters, branches, or affiliates? 10a		X
b If "Yes," did the organization have written policies and procedures governing the activities of such chapters, affiliates, and branches to ensure their operations are consistent with the organization's exempt purposes? 10b		
11a Has the organization provided a complete copy of this Form 990 to all members of its governing body before filing the form? 11a	X	
b Describe in Schedule O the process, if any, used by the organization to review this Form 990.		
12a Did the organization have a written conflict of interest policy? If "No," go to line 13 12a	X	
b Were officers, directors, or trustees, and key employees required to disclose annually interests that could give rise to conflicts? 12b		X
c Did the organization regularly and consistently monitor and enforce compliance with the policy? If "Yes," describe in Schedule O how this was done 12c		X
13 Did the organization have a written whistleblower policy? 13	X	
14 Did the organization have a written document retention and destruction policy? 14	X	
15 Did the process for determining compensation of the following persons include a review and approval by independent persons, comparability data, and contemporaneous substantiation of the deliberation and decision?		
a The organization's CEO, Executive Director, or top management official 15a	X	
b Other officers or key employees of the organization 15b	X	
If "Yes" to line 15a or 15b, describe the process in Schedule O (see instructions).		
16a Did the organization invest in, contribute assets to, or participate in a joint venture or similar arrangement with a taxable entity during the year? 16a		X
b If "Yes," did the organization follow a written policy or procedure requiring the organization to evaluate its participation in joint venture arrangements under applicable federal tax law, and take steps to safeguard the organization's exempt status with respect to such arrangements? 16b		

Section C. Disclosure

17 List the states with which a copy of this Form 990 is required to be filed **CA, MT, IL**

18 Section 6104 requires an organization to make its Forms 1023 (or 1024 if applicable), 990, and 990-T (Section 501(c)(3)s only) available for public inspection. Indicate how you made these available. Check all that apply.
☐ Own website ☐ Another's website ☒ Upon request ☐ Other (explain in Schedule O)

19 Describe in Schedule O whether (and if so, how) the organization made its governing documents, conflict of interest policy, and financial statements available to the public during the tax year.

20 State the name, address, and telephone number of the person who possesses the organization's books and records: **RYAN KISCADEN - 888-266-0550**
500 OFFICE CENTER DRIVE, STE 400, FORT WASHINGTON, PA 19034

[illegible]

3	Did the organization list any former officer, director, or trustee, key employee, or highest compensated employee on line 1a? <i>If "Yes," complete Schedule J for such individual</i>	3	X
4	For any individual listed on line 1a, is the sum of reportable compensation and other compensation from the organization and related organizations greater than \$150,000? <i>If "Yes," complete Schedule J for such individual</i>	4	X
5	Did any person listed on line 1a receive or accrue compensation from any unrelated organization or individual for services rendered to the organization? <i>If "Yes," complete Schedule J for such person</i>	5	X

1 Complete this table for your five highest compensated independent contractors that received more than \$100,000 of compensation from the organization. Report compensation for the calendar year ending with or within the organization's tax year.		
(A) Name and business address	(B) Description of services	(C) Compensation
S. GRONER ASSOCIATES, INC., 100 W. BROADWAY, SUITE 290, LONG BEACH, CA 90802	MARKETING CONSULTING	895,000.
HONEYWELL INTERNATIONAL, 1985 DOUGLAS DRIVE, GOLDEN VALLEY, MN 55422-3992	ADMINISTRATIVE AND RECYCLING SERVICES	267,993.
NAVISTA, THE PUBLIC AFFAIRS GROUP, INC., 1156 FIFTEENTH STREET, NW, SUITE 800,	STRATEGIC COUNCIL AND PROJECT MANAGEMEN	130,621.

2 Total number of independent contractors (including but not limited to those listed above) who received more than \$100,000 of compensation from the organization

3

Part VIII Statement of RevenueCheck if Schedule O contains a response or note to any line in this Part VIII ☐

			(A) Total revenue	(B) Related or exempt function revenue	(C) Unrelated business revenue	(D) Revenue excluded from tax under sections 512-514
Contributions, Gifts, Grants and Other Similar Amounts	1 a Federated campaigns	1a				
	b Membership dues	1b				
	c Fundraising events	1c				
	d Related organizations	1d				
	e Government grants (contributions)	1e				
	f All other contributions, gifts, grants, and similar amounts not included above	1f				
	g Noncash contributions included in lines 1a-1f: \$					
	h Total. Add lines 1a-1f					
Program Service Revenue	2 a MEMBERSHIP DUES	Business Code 900099	2,889,641.	2,889,641.		
	b SITE PARTICIPATION FEE	900099	30,587.	30,587.		
	c					
	d					
	e					
	f All other program service revenue					
	g Total. Add lines 2a-2f		2,920,228.			
	Other Revenue	3 Investment income (including dividends, interest, and other similar amounts)		285.		
4 Income from investment of tax-exempt bond proceeds						
5 Royalties						
6 a Gross rents		(i) Real (ii) Personal				
b Less: rental expenses						
c Rental income or (loss)						
d Net rental income or (loss)						
7 a Gross amount from sales of assets other than inventory		(i) Securities (ii) Other				
b Less: cost or other basis and sales expenses						
c Gain or (loss)						
d Net gain or (loss)						
8 a Gross income from fundraising events (not including \$ of contributions reported on line 1c). See Part IV, line 18		a				
b Less: direct expenses		b				
c Net income or (loss) from fundraising events						
9 a Gross income from gaming activities. See Part IV, line 19		a				
b Less: direct expenses		b				
c Net income or (loss) from gaming activities						
10 a Gross sales of inventory, less returns and allowances		a				
b Less: cost of goods sold	b					
c Net income or (loss) from sales of inventory						
Miscellaneous Revenue		Business Code				
11 a						
b						
c						
d All other revenue						
e Total. Add lines 11a-11d						
12 Total revenue. See instructions.		2,920,513.	2,920,228.	0.	285.	

Part IX Statement of Functional Expenses

Section 501(c)(3) and 501(c)(4) organizations must complete all columns. All other organizations must complete column (A).

Check if Schedule O contains a response or note to any line in this Part IX ☐

Do not include amounts reported on lines 6b, 7b, 8b, 9b, and 10b of Part VIII.	(A) Total expenses	(B) Program service expenses	(C) Management and general expenses	(D) Fundraising expenses
1 Grants and other assistance to domestic organizations and domestic governments. See Part IV, line 21				
2 Grants and other assistance to domestic individuals. See Part IV, line 22				
3 Grants and other assistance to foreign organizations, foreign governments, and foreign individuals. See Part IV, lines 15 and 16				
4 Benefits paid to or for members				
5 Compensation of current officers, directors, trustees, and key employees	114,324.			
6 Compensation not included above, to disqualified persons (as defined under section 4958(f)(1)) and persons described in section 4958(c)(3)(B)				
7 Other salaries and wages	175,206.			
8 Pension plan accruals and contributions (include section 401(k) and 403(b) employer contributions)				
9 Other employee benefits	21,197.			
10 Payroll taxes	24,172.			
11 Fees for services (non-employees):				
a Management				
b Legal	30,952.			
c Accounting	24,500.			
d Lobbying				
e Professional fundraising services. See Part IV, line 17				
f Investment management fees				
g Other. (If line 11g amount exceeds 10% of line 25, column (A) amount, list line 11g expenses on Sch O.)	187,854.			
12 Advertising and promotion	1,052,314.			
13 Office expenses	11,341.			
14 Information technology	27,871.			
15 Royalties				
16 Occupancy	69,578.			
17 Travel	80,370.			
18 Payments of travel or entertainment expenses for any federal, state, or local public officials				
19 Conferences, conventions, and meetings				
20 Interest				
21 Payments to affiliates				
22 Depreciation, depletion, and amortization	2,248.			
23 Insurance	22,127.			
24 Other expenses. Itemize expenses not covered above. (List miscellaneous expenses in line 24e. If line 24e amount exceeds 10% of line 25, column (A) amount, list line 24e expenses on Schedule O.)				
a RECYCLING SERVICES	308,900.			
b SPONSORSHIPS AND MEMBER	53,508.			
c COMMUNICATIONS	44,650.			
d RECYCLING BINS	13,473.			
e All other expenses	13,399.			
25 Total functional expenses. Add lines 1 through 24e	2,277,984.			
26 Joint costs. Complete this line only if the organization reported in column (B) joint costs from a combined educational campaign and fundraising solicitation.				

Check here ☐ if following SOP 98-2 (ASC 958-720)

Part X Balance SheetCheck if Schedule O contains a response or note to any line in this Part X ☐

		(A) Beginning of year		(B) End of year
Assets	1 Cash - non-interest-bearing	386,575.	1	236,507.
	2 Savings and temporary cash investments	171,417.	2	371,572.
	3 Pledges and grants receivable, net		3	
	4 Accounts receivable, net	225.	4	463,122.
	5 Loans and other receivables from current and former officers, directors, trustees, key employees, and highest compensated employees. Complete Part II of Schedule L		5	
	6 Loans and other receivables from other disqualified persons (as defined under section 4958(f)(1)), persons described in section 4958(c)(3)(B), and contributing employers and sponsoring organizations of section 501(c)(9) voluntary employees' beneficiary organizations (see instr). Complete Part II of Sch L		6	
	7 Notes and loans receivable, net		7	
	8 Inventories for sale or use		8	
	9 Prepaid expenses and deferred charges	65,104.	9	165,085.
	10a Land, buildings, and equipment: cost or other basis. Complete Part VI of Schedule D	10a 10,068.		
	b Less: accumulated depreciation	10b 6,816.	10c 5,702.	3,252.
	11 Investments - publicly traded securities		11	
	12 Investments - other securities. See Part IV, line 11		12	
	13 Investments - program-related. See Part IV, line 11		13	
	14 Intangible assets		14	2,986.
	15 Other assets. See Part IV, line 11	13,820.	15	21,188.
16 Total assets. Add lines 1 through 15 (must equal line 34)	642,843.	16	1,263,712.	
Liabilities	17 Accounts payable and accrued expenses	388,046.	17	366,386.
	18 Grants payable		18	
	19 Deferred revenue		19	
	20 Tax-exempt bond liabilities		20	
	21 Escrow or custodial account liability. Complete Part IV of Schedule D		21	
	22 Loans and other payables to current and former officers, directors, trustees, key employees, highest compensated employees, and disqualified persons. Complete Part II of Schedule L		22	
	23 Secured mortgages and notes payable to unrelated third parties		23	
	24 Unsecured notes and loans payable to unrelated third parties		24	
	25 Other liabilities (including federal income tax, payables to related third parties, and other liabilities not included on lines 17-24). Complete Part X of Schedule D		25	
	26 Total liabilities. Add lines 17 through 25	388,046.	26	366,386.
	Net Assets or Fund Balances	Organizations that follow SFAS 117 (ASC 958), check here <input checked="" type="checkbox"/> and complete lines 27 through 29, and lines 33 and 34.		
27 Unrestricted net assets		254,797.	27	897,326.
28 Temporarily restricted net assets			28	
29 Permanently restricted net assets			29	
Organizations that do not follow SFAS 117 (ASC 958), check here <input type="checkbox"/> and complete lines 30 through 34.				
30 Capital stock or trust principal, or current funds			30	
31 Paid-in or capital surplus, or land, building, or equipment fund			31	
32 Retained earnings, endowment, accumulated income, or other funds			32	
33 Total net assets or fund balances		254,797.	33	897,326.
34 Total liabilities and net assets/fund balances	642,843.	34	1,263,712.	

Form 990 (2016)

Part XI Reconciliation of Net AssetsCheck if Schedule O contains a response or note to any line in this Part XI ☐

1	Total revenue (must equal Part VIII, column (A), line 12)	1	2,920,513.
2	Total expenses (must equal Part IX, column (A), line 25)	2	2,277,984.
3	Revenue less expenses. Subtract line 2 from line 1	3	642,529.
4	Net assets or fund balances at beginning of year (must equal Part X, line 33, column (A))	4	254,797.
5	Net unrealized gains (losses) on investments	5	
6	Donated services and use of facilities	6	
7	Investment expenses	7	
8	Prior period adjustments	8	
9	Other changes in net assets or fund balances (explain in Schedule O)	9	0.
10	Net assets or fund balances at end of year. Combine lines 3 through 9 (must equal Part X, line 33, column (B))	10	897,326.

Part XII Financial Statements and ReportingCheck if Schedule O contains a response or note to any line in this Part XII ☒

	Yes	No
1 Accounting method used to prepare the Form 990: <input type="checkbox"/> Cash <input checked="" type="checkbox"/> Accrual <input type="checkbox"/> Other _____ If the organization changed its method of accounting from a prior year or checked "Other," explain in Schedule O.		
2a Were the organization's financial statements compiled or reviewed by an independent accountant? _____ If "Yes," check a box below to indicate whether the financial statements for the year were compiled or reviewed on a separate basis, consolidated basis, or both: <input type="checkbox"/> Separate basis <input type="checkbox"/> Consolidated basis <input type="checkbox"/> Both consolidated and separate basis	2a	X
b Were the organization's financial statements audited by an independent accountant? _____ If "Yes," check a box below to indicate whether the financial statements for the year were audited on a separate basis, consolidated basis, or both: <input checked="" type="checkbox"/> Separate basis <input type="checkbox"/> Consolidated basis <input type="checkbox"/> Both consolidated and separate basis	2b	X
c If "Yes" to line 2a or 2b, does the organization have a committee that assumes responsibility for oversight of the audit, review, or compilation of its financial statements and selection of an independent accountant? _____ If the organization changed either its oversight process or selection process during the tax year, explain in Schedule O.	2c	X
3a As a result of a federal award, was the organization required to undergo an audit or audits as set forth in the Single Audit Act and OMB Circular A-133? _____	3a	X
b If "Yes," did the organization undergo the required audit or audits? If the organization did not undergo the required audit or audits, explain why in Schedule O and describe any steps taken to undergo such audits _____	3b	

Form 990 (2016)

SCHEDULE C
(Form 990 or 990-EZ)

Department of the Treasury
Internal Revenue Service

Political Campaign and Lobbying Activities

For Organizations Exempt From Income Tax Under section 501(c) and section 527
▶ **Complete if the organization is described below.** ▶ **Attach to Form 990 or Form 990-EZ.**
▶ **Information about Schedule C (Form 990 or 990-EZ) and its instructions is at www.irs.gov/form990.**

OMB No. 1545-0047

2016

**Open to Public
Inspection**

If the organization answered "Yes," on Form 990, Part IV, line 3, or Form 990-EZ, Part V, line 46 (Political Campaign Activities), then

- Section 501(c)(3) organizations: Complete Parts I-A and B. Do not complete Part I-C.
- Section 501(c) (other than section 501(c)(3)) organizations: Complete Parts I-A and C below. Do not complete Part I-B.
- Section 527 organizations: Complete Part I-A only.

If the organization answered "Yes," on Form 990, Part IV, line 4, or Form 990-EZ, Part VI, line 47 (Lobbying Activities), then

- Section 501(c)(3) organizations that have filed Form 5768 (election under section 501(h)): Complete Part II-A. Do not complete Part II-B.
- Section 501(c)(3) organizations that have NOT filed Form 5768 (election under section 501(h)): Complete Part II-B. Do not complete Part II-A.

If the organization answered "Yes," on Form 990, Part IV, line 5 (Proxy Tax) (see separate instructions) or Form 990-EZ, Part V, line 35c (Proxy Tax) (see separate instructions), then

- Section 501(c)(4), (5), or (6) organizations: Complete Part III.

Name of organization

THERMOSTAT RECYCLING CORPORATION

Employer identification number

54-1830284

Part I-A Complete if the organization is exempt under section 501(c) or is a section 527 organization.

- 1 Provide a description of the organization's direct and indirect political campaign activities in Part IV.
- 2 Political campaign activity expenditures ▶ \$
- 3 Volunteer hours for political campaign activities

Part I-B Complete if the organization is exempt under section 501(c)(3).

- 1 Enter the amount of any excise tax incurred by the organization under section 4955 ▶ \$
- 2 Enter the amount of any excise tax incurred by organization managers under section 4955 ▶ \$
- 3 If the organization incurred a section 4955 tax, did it file Form 4720 for this year? ☐ Yes ☐ No
- 4a Was a correction made? ☐ Yes ☐ No
- b If "Yes," describe in Part IV.

Part I-C Complete if the organization is exempt under section 501(c), except section 501(c)(3).

- 1 Enter the amount directly expended by the filing organization for section 527 exempt function activities ▶ \$
- 2 Enter the amount of the filing organization's funds contributed to other organizations for section 527 exempt function activities ▶ \$
- 3 Total exempt function expenditures. Add lines 1 and 2. Enter here and on Form 1120-POL, line 17b ▶ \$
- 4 Did the filing organization file **Form 1120-POL** for this year? ☐ Yes ☐ No
- 5 Enter the names, addresses and employer identification number (EIN) of all section 527 political organizations to which the filing organization made payments. For each organization listed, enter the amount paid from the filing organization's funds. Also enter the amount of political contributions received that were promptly and directly delivered to a separate political organization, such as a separate segregated fund or a political action committee (PAC). If additional space is needed, provide information in Part IV.

(a) Name	(b) Address	(c) EIN	(d) Amount paid from filing organization's funds. If none, enter -0-	(e) Amount of political contributions received and promptly and directly delivered to a separate political organization. If none, enter -0-

For Paperwork Reduction Act Notice, see the Instructions for Form 990 or 990-EZ.

Schedule C (Form 990 or 990-EZ) 2016

LHA

Part II-A Complete if the organization is exempt under section 501(c)(3) and filed Form 5768 (election under section 501(h)).

- A Check ☐ if the filing organization belongs to an affiliated group (and list in Part IV each affiliated group member's name, address, EIN, expenses, and share of excess lobbying expenditures).
- B Check ☐ if the filing organization checked box A and "limited control" provisions apply.

Limits on Lobbying Expenditures
 (The term "expenditures" means amounts paid or incurred.)

	(a) Filing organization's totals	(b) Affiliated group totals												
1a Total lobbying expenditures to influence public opinion (grass roots lobbying)														
b Total lobbying expenditures to influence a legislative body (direct lobbying)														
c Total lobbying expenditures (add lines 1a and 1b)														
d Other exempt purpose expenditures														
e Total exempt purpose expenditures (add lines 1c and 1d)														
f Lobbying nontaxable amount. Enter the amount from the following table in both columns.														
<table border="1"> <thead> <tr> <th>If the amount on line 1e, column (a) or (b) is:</th> <th>The lobbying nontaxable amount is:</th> </tr> </thead> <tbody> <tr> <td>Not over \$500,000</td> <td>20% of the amount on line 1e.</td> </tr> <tr> <td>Over \$500,000 but not over \$1,000,000</td> <td>\$100,000 plus 15% of the excess over \$500,000.</td> </tr> <tr> <td>Over \$1,000,000 but not over \$1,500,000</td> <td>\$175,000 plus 10% of the excess over \$1,000,000.</td> </tr> <tr> <td>Over \$1,500,000 but not over \$17,000,000</td> <td>\$225,000 plus 5% of the excess over \$1,500,000.</td> </tr> <tr> <td>Over \$17,000,000</td> <td>\$1,000,000.</td> </tr> </tbody> </table>	If the amount on line 1e, column (a) or (b) is:	The lobbying nontaxable amount is:	Not over \$500,000	20% of the amount on line 1e.	Over \$500,000 but not over \$1,000,000	\$100,000 plus 15% of the excess over \$500,000.	Over \$1,000,000 but not over \$1,500,000	\$175,000 plus 10% of the excess over \$1,000,000.	Over \$1,500,000 but not over \$17,000,000	\$225,000 plus 5% of the excess over \$1,500,000.	Over \$17,000,000	\$1,000,000.		
If the amount on line 1e, column (a) or (b) is:	The lobbying nontaxable amount is:													
Not over \$500,000	20% of the amount on line 1e.													
Over \$500,000 but not over \$1,000,000	\$100,000 plus 15% of the excess over \$500,000.													
Over \$1,000,000 but not over \$1,500,000	\$175,000 plus 10% of the excess over \$1,000,000.													
Over \$1,500,000 but not over \$17,000,000	\$225,000 plus 5% of the excess over \$1,500,000.													
Over \$17,000,000	\$1,000,000.													
g Grassroots nontaxable amount (enter 25% of line 1f)														
h Subtract line 1g from line 1a. If zero or less, enter -0-														
i Subtract line 1f from line 1c. If zero or less, enter -0-														
j If there is an amount other than zero on either line 1h or line 1i, did the organization file Form 4720 reporting section 4911 tax for this year?	<input type="checkbox"/> Yes	<input type="checkbox"/> No												

4-Year Averaging Period Under section 501(h)

(Some organizations that made a section 501(h) election do not have to complete all of the five columns below.)

See the separate instructions for lines 2a through 2f.)

Lobbying Expenditures During 4-Year Averaging Period

Calendar year (or fiscal year beginning in)	(a) 2013	(b) 2014	(c) 2015	(d) 2016	(e) Total
2a Lobbying nontaxable amount					
b Lobbying ceiling amount (150% of line 2a, column(e))					
c Total lobbying expenditures					
d Grassroots nontaxable amount					
e Grassroots ceiling amount (150% of line 2d, column (e))					
f Grassroots lobbying expenditures					

SCHEDULE D
(Form 990)Department of the Treasury
Internal Revenue Service**Supplemental Financial Statements**▶ **Complete if the organization answered "Yes" on Form 990, Part IV, line 6, 7, 8, 9, 10, 11a, 11b, 11c, 11d, 11e, 11f, 12a, or 12b.**
▶ **Attach to Form 990.**▶ **Information about Schedule D (Form 990) and its instructions is at www.irs.gov/form990.**

OMB No. 1545-0047

2016
Open to Public
Inspection

Name of the organization

THERMOSTAT RECYCLING CORPORATIONEmployer identification number
54-1830284**Part I Organizations Maintaining Donor Advised Funds or Other Similar Funds or Accounts.** Complete if the organization answered "Yes" on Form 990, Part IV, line 6.

	(a) Donor advised funds	(b) Funds and other accounts
1 Total number at end of year		
2 Aggregate value of contributions to (during year)		
3 Aggregate value of grants from (during year)		
4 Aggregate value at end of year		

5 Did the organization inform all donors and donor advisors in writing that the assets held in donor advised funds are the organization's property, subject to the organization's exclusive legal control? ☐ Yes ☐ No

6 Did the organization inform all grantees, donors, and donor advisors in writing that grant funds can be used only for charitable purposes and not for the benefit of the donor or donor advisor, or for any other purpose conferring impermissible private benefit? ☐ Yes ☐ No

Part II Conservation Easements. Complete if the organization answered "Yes" on Form 990, Part IV, line 7.

1 Purpose(s) of conservation easements held by the organization (check all that apply).

<input type="checkbox"/> Preservation of land for public use (e.g., recreation or education)	<input type="checkbox"/> Preservation of a historically important land area
<input type="checkbox"/> Protection of natural habitat	<input type="checkbox"/> Preservation of a certified historic structure
<input type="checkbox"/> Preservation of open space	

2 Complete lines 2a through 2d if the organization held a qualified conservation contribution in the form of a conservation easement on the last day of the tax year.

	Held at the End of the Tax Year
a Total number of conservation easements	2a
b Total acreage restricted by conservation easements	2b
c Number of conservation easements on a certified historic structure included in (a)	2c
d Number of conservation easements included in (c) acquired after 8/17/06, and not on a historic structure listed in the National Register	2d

3 Number of conservation easements modified, transferred, released, extinguished, or terminated by the organization during the tax year ▶

4 Number of states where property subject to conservation easement is located ▶

5 Does the organization have a written policy regarding the periodic monitoring, inspection, handling of violations, and enforcement of the conservation easements it holds? ☐ Yes ☐ No

6 Staff and volunteer hours devoted to monitoring, inspecting, handling of violations, and enforcing conservation easements during the year ▶

7 Amount of expenses incurred in monitoring, inspecting, handling of violations, and enforcing conservation easements during the year ▶ \$

8 Does each conservation easement reported on line 2(d) above satisfy the requirements of section 170(h)(4)(B)(i) and section 170(h)(4)(B)(ii)? ☐ Yes ☐ No

9 In Part XIII, describe how the organization reports conservation easements in its revenue and expense statement, and balance sheet, and include, if applicable, the text of the footnote to the organization's financial statements that describes the organization's accounting for conservation easements.

Part III Organizations Maintaining Collections of Art, Historical Treasures, or Other Similar Assets.

Complete if the organization answered "Yes" on Form 990, Part IV, line 8.

1a If the organization elected, as permitted under SFAS 116 (ASC 958), not to report in its revenue statement and balance sheet works of art, historical treasures, or other similar assets held for public exhibition, education, or research in furtherance of public service, provide, in Part XIII, the text of the footnote to its financial statements that describes these items.

b If the organization elected, as permitted under SFAS 116 (ASC 958), to report in its revenue statement and balance sheet works of art, historical treasures, or other similar assets held for public exhibition, education, or research in furtherance of public service, provide the following amounts relating to these items:

(i) Revenue included on Form 990, Part VIII, line 1	▶ \$
(ii) Assets included in Form 990, Part X	▶ \$

2 If the organization received or held works of art, historical treasures, or other similar assets for financial gain, provide the following amounts required to be reported under SFAS 116 (ASC 958) relating to these items:

a Revenue included on Form 990, Part VIII, line 1	▶ \$
b Assets included in Form 990, Part X	▶ \$

Part III Organizations Maintaining Collections of Art, Historical Treasures, or Other Similar Assets (continued)

3 Using the organization's acquisition, accession, and other records, check any of the following that are a significant use of its collection items (check all that apply):

a ☐ Public exhibition

d ☐ Loan or exchange programs

b ☐ Scholarly research

e ☐ Other _____

c ☐ Preservation for future generations

4 Provide a description of the organization's collections and explain how they further the organization's exempt purpose in Part XIII.

5 During the year, did the organization solicit or receive donations of art, historical treasures, or other similar assets

to be sold to raise funds rather than to be maintained as part of the organization's collection? ☐ Yes ☐ No

Part IV Escrow and Custodial Arrangements. Complete if the organization answered "Yes" on Form 990, Part IV, line 9, or reported an amount on Form 990, Part X, line 21.

1a Is the organization an agent, trustee, custodian or other intermediary for contributions or other assets not included on Form 990, Part X? ☐ Yes ☐ No

b If "Yes," explain the arrangement in Part XIII and complete the following table:

	Amount
1c Beginning balance	
1d Additions during the year	
1e Distributions during the year	
1f Ending balance	

2a Did the organization include an amount on Form 990, Part X, line 21, for escrow or custodial account liability? ☐ Yes ☐ No

b If "Yes," explain the arrangement in Part XIII. Check here if the explanation has been provided on Part XIII ☐

Part V Endowment Funds. Complete if the organization answered "Yes" on Form 990, Part IV, line 10.

	(a) Current year	(b) Prior year	(c) Two years back	(d) Three years back	(e) Four years back
1a Beginning of year balance					
b Contributions					
c Net investment earnings, gains, and losses					
d Grants or scholarships					
e Other expenditures for facilities and programs					
f Administrative expenses					
g End of year balance					

2 Provide the estimated percentage of the current year end balance (line 1g, column (a)) held as:

a Board designated or quasi-endowment ☐ _____ %

b Permanent endowment ☐ _____ %

c Temporarily restricted endowment ☐ _____ %

The percentages on lines 2a, 2b, and 2c should equal 100%.

3a Are there endowment funds not in the possession of the organization that are held and administered for the organization by:

(i) unrelated organizations

(ii) related organizations

	Yes	No
3a(i)		
3a(ii)		
3b If "Yes" on line 3a(ii), are the related organizations listed as required on Schedule R?		

b If "Yes" on line 3a(ii), are the related organizations listed as required on Schedule R? ☐

4 Describe in Part XIII the intended uses of the organization's endowment funds.

Part VI Land, Buildings, and Equipment.

Complete if the organization answered "Yes" on Form 990, Part IV, line 11a. See Form 990, Part X, line 10.

Description of property	(a) Cost or other basis (investment)	(b) Cost or other basis (other)	(c) Accumulated depreciation	(d) Book value
1a Land				
b Buildings				
c Leasehold improvements				
d Equipment		10,068.	6,816.	3,252.
e Other				

Total. Add lines 1a through 1e. (Column (d) must equal Form 990, Part X, column (B), line 10c.) ☐ 3,252.

Part VII Investments - Other Securities.

Complete if the organization answered "Yes" on Form 990, Part IV, line 11b. See Form 990, Part X, line 12.

(a) Description of security or category (including name of security)	(b) Book value	(c) Method of valuation: Cost or end-of-year market value
(1) Financial derivatives		
(2) Closely-held equity interests		
(3) Other		
(A)		
(B)		
(C)		
(D)		
(E)		
(F)		
(G)		
(H)		
Total. (Col. (b) must equal Form 990, Part X, col. (B) line 12.)		

Part VIII Investments - Program Related.

Complete if the organization answered "Yes" on Form 990, Part IV, line 11c. See Form 990, Part X, line 13.

(a) Description of investment	(b) Book value	(c) Method of valuation: Cost or end-of-year market value
(1)		
(2)		
(3)		
(4)		
(5)		
(6)		
(7)		
(8)		
(9)		
Total. (Col. (b) must equal Form 990, Part X, col. (B) line 13.)		

Part IX Other Assets.

Complete if the organization answered "Yes" on Form 990, Part IV, line 11d. See Form 990, Part X, line 15.

(a) Description	(b) Book value
(1)	
(2)	
(3)	
(4)	
(5)	
(6)	
(7)	
(8)	
(9)	
Total. (Column (b) must equal Form 990, Part X, col. (B) line 15.)	

Part X Other Liabilities.

Complete if the organization answered "Yes" on Form 990, Part IV, line 11e or 11f. See Form 990, Part X, line 25.

1. (a) Description of liability	(b) Book value
(1) Federal income taxes	
(2)	
(3)	
(4)	
(5)	
(6)	
(7)	
(8)	
(9)	
Total. (Column (b) must equal Form 990, Part X, col. (B) line 25.)	

2. Liability for uncertain tax positions. In Part XIII, provide the text of the footnote to the organization's financial statements that reports the organization's liability for uncertain tax positions under FIN 48 (ASC 740). Check here if the text of the footnote has been provided in Part XIII ☒

Part XI Reconciliation of Revenue per Audited Financial Statements With Revenue per Return.

Complete if the organization answered "Yes" on Form 990, Part IV, line 12a.

1	Total revenue, gains, and other support per audited financial statements	1	2,920,513.
2	Amounts included on line 1 but not on Form 990, Part VIII, line 12:		
a	Net unrealized gains (losses) on investments	2a	
b	Donated services and use of facilities	2b	
c	Recoveries of prior year grants	2c	
d	Other (Describe in Part XIII.)	2d	
e	Add lines 2a through 2d	2e	0.
3	Subtract line 2e from line 1	3	2,920,513.
4	Amounts included on Form 990, Part VIII, line 12, but not on line 1:		
a	Investment expenses not included on Form 990, Part VIII, line 7b	4a	
b	Other (Describe in Part XIII.)	4b	
c	Add lines 4a and 4b	4c	0.
5	Total revenue. Add lines 3 and 4c. (This must equal Form 990, Part I, line 12.)	5	2,920,513.

Part XII Reconciliation of Expenses per Audited Financial Statements With Expenses per Return.

Complete if the organization answered "Yes" on Form 990, Part IV, line 12a.

1	Total expenses and losses per audited financial statements	1	2,277,984.
2	Amounts included on line 1 but not on Form 990, Part IX, line 25:		
a	Donated services and use of facilities	2a	
b	Prior year adjustments	2b	
c	Other losses	2c	
d	Other (Describe in Part XIII.)	2d	
e	Add lines 2a through 2d	2e	0.
3	Subtract line 2e from line 1	3	2,277,984.
4	Amounts included on Form 990, Part IX, line 25, but not on line 1:		
a	Investment expenses not included on Form 990, Part VIII, line 7b	4a	
b	Other (Describe in Part XIII.)	4b	
c	Add lines 4a and 4b	4c	0.
5	Total expenses. Add lines 3 and 4c. (This must equal Form 990, Part I, line 18.)	5	2,277,984.

Part XIII Supplemental Information.

Provide the descriptions required for Part II, lines 3, 5, and 9; Part III, lines 1a and 4; Part IV, lines 1b and 2b; Part V, line 4; Part X, line 2; Part XI, lines 2d and 4b; and Part XII, lines 2d and 4b. Also complete this part to provide any additional information.

PART X, LINE 2:

TRC IS EXEMPT FROM INCOME TAXES ON ITS EXEMPT ACTIVITIES UNDER SECTION 501

(C) (6) OF THE INTERNAL REVENUE CODE. TRC FOLLOWS ACCOUNTING STANDARDS

FOR DEALING WITH UNCERTAINTY IN ACCOUNTING FOR INCOME TAX PROVISIONS. TRC

HAS DETERMINED THAT IT DOES NOT HAVE ANY MATERIAL UNRECOGNIZED TAX

BENEFITS OR OBLIGATIONS AS OF DECEMBER 31, 2016 AND 2015. YEARS ENDING ON

OR AFTER DECEMBER 31, 2013 REMAIN SUBJECT TO EXAMINATION BY FEDERAL AND

STATE TAX AUTHORITIES.

**SCHEDULE J
(Form 990)**

Department of the Treasury
Internal Revenue Service

Compensation Information

For certain Officers, Directors, Trustees, Key Employees, and Highest
Compensated Employees

▶ Complete if the organization answered "Yes" on Form 990, Part IV, line 23.

▶ Attach to Form 990.

▶ Information about Schedule J (Form 990) and its instructions is at www.irs.gov/form990.

OMB No. 1545-0047

2016

Open to Public
Inspection

Name of the organization

THERMOSTAT RECYCLING CORPORATION

Employer identification number

54-1830284

Part I Questions Regarding Compensation

1a Check the appropriate box(es) if the organization provided any of the following to or for a person listed on Form 990, Part VII, Section A, line 1a. Complete Part III to provide any relevant information regarding these items.

☐ First-class or charter travel

☐ Travel for companions

☐ Tax indemnification and gross-up payments

☐ Discretionary spending account

☐ Housing allowance or residence for personal use

☐ Payments for business use of personal residence

☐ Health or social club dues or initiation fees

☐ Personal services (such as, maid, chauffeur, chef)

Yes No

1b

b If any of the boxes on line 1a are checked, did the organization follow a written policy regarding payment or reimbursement or provision of all of the expenses described above? If "No," complete Part III to explain

2 Did the organization require substantiation prior to reimbursing or allowing expenses incurred by all directors, trustees, and officers, including the CEO/Executive Director, regarding the items checked on line 1a?

2

3 Indicate which, if any, of the following the filing organization used to establish the compensation of the organization's CEO/Executive Director. Check all that apply. Do not check any boxes for methods used by a related organization to establish compensation of the CEO/Executive Director, but explain in Part III.

☐ Compensation committee

☐ Independent compensation consultant

☒ Form 990 of other organizations

☒ Written employment contract

☒ Compensation survey or study

☒ Approval by the board or compensation committee

4 During the year, did any person listed on Form 990, Part VII, Section A, line 1a, with respect to the filing organization or a related organization:

a Receive a severance payment or change-of-control payment?

4a

X

b Participate in, or receive payment from, a supplemental nonqualified retirement plan?

4b

X

c Participate in, or receive payment from, an equity-based compensation arrangement?

4c

X

If "Yes" to any of lines 4a-c, list the persons and provide the applicable amounts for each item in Part III.

Only section 501(c)(3), 501(c)(4), and 501(c)(29) organizations must complete lines 5-9.

5 For persons listed on Form 990, Part VII, Section A, line 1a, did the organization pay or accrue any compensation contingent on the revenues of:

a The organization?

5a

b Any related organization?

5b

If "Yes" on line 5a or 5b, describe in Part III.

6 For persons listed on Form 990, Part VII, Section A, line 1a, did the organization pay or accrue any compensation contingent on the net earnings of:

a The organization?

6a

b Any related organization?

6b

If "Yes" on line 6a or 6b, describe in Part III.

7 For persons listed on Form 990, Part VII, Section A, line 1a, did the organization provide any nonfixed payments not described on lines 5 and 6? If "Yes," describe in Part III

7

8 Were any amounts reported on Form 990, Part VII, paid or accrued pursuant to a contract that was subject to the initial contract exception described in Regulations section 53.4958-4(a)(3)? If "Yes," describe in Part III

8

9 If "Yes" on line 8, did the organization also follow the rebuttable presumption procedure described in Regulations section 53.4958-6(c)?

9

LHA For Paperwork Reduction Act Notice, see the Instructions for Form 990.

Schedule J (Form 990) 2016

Part III Supplemental Information

Provide the information, explanation, or descriptions required for Part I, lines 1a, 1b, 3, 4a, 4b, 4c, 5a, 5b, 6a, 6b, 7, and 8, and for Part II. Also complete this part for any additional information.

PART I, LINE 3:

COMPENSATION IS ESTABLISHED BY THE BOARD OF DIRECTORS AND COMPARABILITY
DATA, AMONG OTHER METHODS, ARE USED TO DETERMINE THE COMPENSATION OF THE
ORGANIZATION'S EXECUTIVE DIRECTOR.

SCHEDULE O
(Form 990 or 990-EZ)

Department of the Treasury
Internal Revenue Service

Supplemental Information to Form 990 or 990-EZ

Complete to provide information for responses to specific questions on
Form 990 or 990-EZ or to provide any additional information.

▶ Attach to Form 990 or 990-EZ.

▶ Information about Schedule O (Form 990 or 990-EZ) and its instructions is at www.irs.gov/form990.

OMB No. 1545-0047

2016

Open to Public
Inspection

Name of the organization

THERMOSTAT RECYCLING CORPORATION

Employer identification number
54-1830284

FORM 990, PART VI, SECTION A, LINE 6:

INITIAL MEMBERS OF THIS CORPORATION SHALL BE WHITE-RODGERS CORPORATION AND
HONEYWELL INC. EACH SUCH CORPORATION SHALL BE DEEMED AN ORIGINAL MEMBER OF
THE CORPORATION, AND ALL CORPORATIONS MAY BE REFERRED TO COLLECTIVELY IN
THE BY-LAWS AS THE ORIGINAL MEMBERS.

FROM TIME TO TIME, THE BOARD OF DIRECTORS MAY INVITE OTHER THERMOSTAT
MANUFACTURERS TO PARTICIPATE AS MEMBERS IN THE CORPORATION. SUCH A
CORPORATION SHALL BECOME A MEMBER ONLY UPON PAYMENT OF FEES AS PROVIDED
UNDER ARTICLE VII OF THE BY-LAWS.

FORM 990, PART VI, SECTION A, LINE 7A:

THERE SHALL BE A NOMINATING COMMITTEE OF THE BOARD OF DIRECTORS, WHICH
SHALL CONSIST OF THREE DIRECTORS, ALL OF WHOM ARE EMPLOYED BY ORIGINAL
MEMBERS. ONE MONTH PRIOR TO THE ANNUAL MEETING OF THE CORPORATION, THE
NOMINATING COMMITTEE SHALL APPROVE A SLATE OF NOMINEES MEETING THE
QUALIFICATIONS SET FORTH IN SECTION 2 TO BE SUBMITTED TO THE MEMBERS FOR
ELECTION AT THE ANNUAL MEETING.

FORM 990, PART VI, SECTION B, LINE 11B:

A COPY OF FORM 990 IS PROVIDED TO ALL GOVERNING MEMBERS BEFORE IT IS FILED.
A REASONABLE AMOUNT OF TIME IS ALLOWED FOR THE GOVERNING MEMBERS TO REVIEW
THE FORM 990 AND PROVIDE COMMENTS.

FORM 990, PART VI, SECTION B, LINE 15:

COMPENSATION IS ESTABLISHED BY THE BOARD OF DIRECTORS AND COMPARABILITY

LHA For Paperwork Reduction Act Notice, see the Instructions for Form 990 or 990-EZ.

Schedule O (Form 990 or 990-EZ) (2016)

Name of the organization

THERMOSTAT RECYCLING CORPORATION

Employer identification number

54-1830284

DATA, AMONG OTHER METHODS, TO DETERMINE THE COMPENSATION OF THE
ORGANIZATION'S EXECUTIVE DIRECTOR.

FORM 990, PART VI, SECTION C, LINE 19:

TRC MAKES ITS GOVERNING DOCUMENTS, CONFLICT OF INTEREST POLICY, AND
FINANCIAL STATEMENTS AVAILABLE TO THE PUBLIC UPON REQUEST (VIA E-MAIL OR
MAIL).

FORM 990, PART XII, LINE 2C

THE PROCESS HAS NOT CHANGED FROM THE PRIOR YEAR. THE BOARD OF
DIRECTORS ASSUME OVERSIGHT RESPONSIBILITY FOR THE AUDIT.

2016 DEPRECIATION AND AMORTIZATION REPORT

FORM 990 PAGE 10

990

Asset No.	Description	Date Acquired	Method	Life	C o n v	Line No.	Unadjusted Cost Or Basis	Bus % Excl	Section 179 Expense	* Reduction In Basis	Basis For Depreciation	Beginning Accumulated Depreciation	Current Sec 179 Expense	Current Year Deduction	Ending Accumulated Depreciation
1	LAPTOP	07/15/12	SL	5.00		16	1,447.				1,447.	1,001.		289.	1,290.
2	(D)HP PRINTER P4015 (002)	11/30/12	SL	5.00		16	1,141.				1,141.	703.		228.	931.
3	2 DELL COMPUTERS	11/21/12	SL	5.00		16	3,007.				3,007.	1,854.		601.	2,455.
4	DELL OPTIPLEX 7010 SFF	01/05/14	SL	5.00		16	1,231.				1,231.	492.		246.	738.
5	DELL COMPUTER WITH MICROPHONE	01/31/14	SL	5.00		16	1,933.				1,933.	741.		387.	1,128.
6	DELL LAPTOP	05/01/14	SL	5.00		16	1,221.				1,221.	407.		244.	651.
7	DELL OPTIPLEX 7010 W/22" MONITOR	10/01/14	SL	5.00		16	1,228.				1,228.	307.		246.	553.
8	SALESFORCE SOFTWARE LICENSES	12/16/16		5M		HY42	3,012.				3,012.			0.	
	* TOTAL 990 PAGE 10 DEPR & AMORT						14,220.				14,220.	5,505.		2,241.	7,746.
	CURRENT YEAR ACTIVITY														
	BEGINNING BALANCE						11,208.			0.	11,208.	5,505.			7,746.
	ACQUISITIONS						3,012.			0.	3,012.	0.			0.
	DISPOSITIONS						1,141.			0.	1,141.	703.			931.
	ENDING BALANCE						13,079.			0.	13,079.	4,802.			6,815.
	ENDING ACCUM DEPR LESS DISPOSITIONS											6,815.			
	ENDING BOOK VALUE											6,264.			

628111 04-01-16

(D) - Asset disposed

* ITC, Salvage, Bonus, Commercial Revitalization Deduction, GO Zone

2017 Connecticut Miss You Calls

Account	Location: Name	Street	City	State	Zip Code	County	Subject	Summary	Activity Date
N&S Supply	N&S Supply	15 Starr Road	Danbury	CT	06810	Fairfield	Call	Miss You Call	4/14/2017
Branford Winnelson	Branford Winnelson	22 McDermott Road	Branford	CT	06405	New Haven	Call	Miss You Call	6/7/2017
B. Lipnick Supply Co., Inc.	B. Lipnick Supply Co., Inc.	2016 Main Street	Bridgeport	CT	06604	Fairfield	Call	Miss You Call	6/8/2017
Bristol Winnelson Co	Bristol Winnelson Co	95 Valley Street	Bristol	CT	06010	Hartford	Call	Miss You Call	6/8/2017
CITY OF BRIDGEPORT, DEPARTMENT OF PUBLIC FACILITIES	CITY OF BRIDGEPORT, DEPARTMENT OF PUBLIC FACILITIES	999 BROAD ST	BRIDGEPORT	CT	06604	Fairfield	Call	Miss You Call	6/8/2017
City of Bristol Dept. of Public Works	City of Bristol Solid Waste Transfer Station	685 Lake Ave.	Bristol	CT	06010	Hartford	Call	Miss You Call	6/8/2017
Dougherty Oil Co Inc	Dougherty Oil Co Inc	31 Acorn Road	Branford	CT	06405	New Haven	Call	Miss You Call	6/8/2017
M & O CORPORATION	M & O CORPORATION	164 ALEX STREET	BRIDGEPORT	CT	06607	Fairfield	Call	Miss You Call	6/8/2017
NEW ENGLAND HEATING SUPPLY	NEW ENGLAND HEATING SUPPLY	805 WOOD AVENUE	BRIDGEPORT	CT	06604	Fairfield	Call	Miss You Call	6/8/2017
SANTA FUEL	SANTA FUEL	154 ADMIRAL ST.	BRIDGEPORT	CT	06605	Fairfield	Call	Miss You Call	6/8/2017
Standard Oil of CT	Standard Oil of CT	299 Bishop Avenue	Bridgeport	CT	06610	Fairfield	Call	Miss You Call	6/8/2017
Valley Energy Co.	Valley Energy Co.	321 Albany TPK	Canton	CT	06019	Hartford	Call	Miss You Call	6/8/2017
Plimpton & Hills Corp	Plimpton & Hills Corp.	24 Nod Road	Clinton	CT	06413	Middlesex	Call	Miss You Call	6/13/2017
Automatic TLC	Automatic TLC	64 Oakland Avenue	East Hartford	CT	06108	Hartford	Call	Miss You Call	6/14/2017
Brothers Oil Company	Brothers Oil Company	486 School St.	East Hartford	CT	06108	Hartford	Call	Miss You Call	6/14/2017
Essex Winair Co.	Essex Winair Co.	11c Bokum Road	Essex	CT	06426	Middlesex	Call	Miss You Call	6/14/2017
R. E. MICHEL CO	R.E. MICHEL COMPANY, INC	91 PRESTIGE PARK CR. UNIT 4	EAST HARTFORD	CT	06108	Hartford	Call	Miss You Call	6/14/2017
CE NorthEast - Homans Associates	Carrier Enterprise	650 Long Beach Blvd	Stratford	CT	06615	Fairfield	Call	Miss You Call	6/15/2017
Dasco - Dunphy & Associates Supply Co., Inc.	Dasco - Dunphy & Associates Supply Co., Inc.	43 Homestead Ave.	Stamford	CT	06902	Fairfield	Call	Miss You Call	6/15/2017
F.W. Webb	FW Webb	200 Richmond Hill Ave.	Stamford	CT	06902	Fairfield	Call	Miss You Call	6/15/2017
JOHNSTONE SUPPLY	JOHNSTONE SUPPLY CO	156 MAGEE AVENUE	STANFORD	CT	06902	Fairfield	Call	Miss You Call	6/15/2017
LaPlaca Oil & Propane	LaPlaca Oil & Propane	498 North Street	Goshen	CT	06756	Litchfield	Call	Miss You Call	6/15/2017
MAIN ENTERPRISES	MAIN ENTERPRISES	1180 STRATFORD RD.	STRATFORD	CT	06615	Fairfield	Call	Miss You Call	6/15/2017
MONTVILLE HARDWARE	MONTVILLE HARDWARE	907 RT 32	UNCASVILLE	CT	06382	New London	Call	Miss You Call	6/15/2017
Plimpton & Hills Corp	Plimpton & Hills Corp.	148 South Colony Drive	Wallingford	CT	06492	New Haven	Call	Miss You Call	6/15/2017
R. E. MICHEL CO	R.E. MICHEL COMPANY, INC	640 ACCESS ROAD	STRATFORD	CT	06615	Fairfield	Call	Miss You Call	6/15/2017
R. E. MICHEL CO	RE MICHEL CO INC.	840 ACCESS ROAD	STRATFORD	CT	06615	Fairfield	Call	Miss You Call	6/15/2017
Sid Harvey	SID HARVEY INDUSTRIES	1935 Stratford Ave.	STRATFORD	CT	06615	Fairfield	Call	Miss You Call	6/15/2017
Southeast Connecticut Regional Resources Recovery Authority	Southeast Connecticut Regional Resources Recovery Authority	7 Hurlbutt Road	Gales Ferry	CT	06335	New London	Call	Miss You Call	6/15/2017
Stamford Winnelson	Stamford Winnelson	95 Elmcraft Road	Stamford	CT	06902	Fairfield	Call	Miss You Call	6/15/2017
TORRINGTON SUPPLY	TORRINGTON SUPPLY	40 MEAD STREET	STRATFORD	CT	06615	Fairfield	Call	Miss You Call	6/15/2017
Town of Granby	Town of Granby	15 N. Granby Road	Granby	CT	06035	Hartford	Call	Miss You Call	6/15/2017
CMC Energy Services	CMC Energy Services	60 Old Church Street	Yalesville	CT	06492	New Haven	Call	Miss You Call	6/20/2017
CONNECTICUT REFINING CO.	CONNECTICUT REFINING CO.	25 Bernhard Rd	WEST HAVEN	CT	06473	New Haven	Call	Miss You Call	6/20/2017
F.W. Webb	F.W. Webb	570 Vauxhall Street Ext	Waterford	CT	06385	New London	Call	Miss You Call	6/20/2017
MICHAEL R MADER CO, INC	MICHAEL R MADER CO, INC	33 GREAT NECK RD	Waterford	CT	06385	New London	Call	Miss You Call	6/20/2017
TORRINGTON SUPPLY	TORRINGTON SUPPLY	100 N. ELM STREET	WATERBURY	CT	06723	New Haven	Call	Miss You Call	6/20/2017
WESSON ENERGY	WESSON ENERGY	165 RAILROAD HILL STREET	WATERBURY	CT	06708	New Haven	Call	Miss You Call	6/20/2017
VALLEY OIL	VALLEY OIL	36 BROWNSTONE AVE.	PORTLAND	CT	06480	Middlesex	Call	Miss You Call	6/21/2017
ABCO HVACR Supply	ABCO HVACR SUPPLY-STAMFORD	198 LAWN AVE.	STAMFORD	CT	06902	Fairfield	Call	Miss You Call	6/27/2017
F.W. Webb	FW Webb	200 Locust St.	Hartford	CT	06114	Hartford	Call	Miss You Call	6/27/2017
JOHNSTONE SUPPLY	Johnstone Supply	255 Locust Street	#N/A	CT	06114	Hartford	Call	Miss You Call	6/27/2017
R&B Refrigeration Inc.	R&B Refrigeration Inc.	18 Graves Avenue	Guilford	CT	06437	New Haven	Call	Miss You Call	6/27/2017
SHELTON WINAIR CO.,	SHELTON WINAIR CO.,	740 RIVER ROAD	SHELTON	CT	06484	Fairfield	Call	Miss You Call	6/27/2017
SolarCity	SolarCity	714 Brook St.	Rocky Hill	CT	06067	Hartford	Call	Miss You Call	6/27/2017
Stafford Mechanical Services	Stafford Mechanical Services	4 Industrial Park Drive	Stafford Springs	CT	06076	Tolland	Call	Miss You Call	6/27/2017
Thames Valley Winnelson	Thames Valley Winnelson	975 North Road	Groton	CT	06340	New London	Call	Miss You Call	6/27/2017
THE BELL PUMP COMPANY	THE BELL PUMP COMPANY	20 VICTORY STREET	STAMFORD	CT	06902	Fairfield	Call	Miss You Call	6/27/2017
The Granite Group	The Granite Group	71 - 81 FRONT ST	Putnam	CT	06260	Windham	Call	Miss You Call	6/27/2017
United Refrigeration	United Refrigeration #G6	17 Viaduct Road	Stamford	CT	06907	Fairfield	Call	Miss You Call	6/27/2017

2017 Connecticut Miss You Calls

JOHNSTONE SUPPLY	JOHNSTONE SUPPLY CO	21 SHADY STREET	MILFORD	CT	06460	New Haven	Call	Miss You Call	6/28/2017
Nutmeg Mechanical Service Inc.	Nutmeg Mechanical Service Inc.	130-3 Utopia Road	Manchester	CT	06042	Hartford	Call	Miss You Call	6/28/2017
SolarCity	SolarCity	200 Cascade Boulevard	Milford	CT	06460	New Haven	Call	Miss You Call	6/28/2017
CE North-East - Homans Associates	Carrier Enterprise	185 Wallall Street	New Haven	CT	06511	New Haven	Call	Miss You Call	6/29/2017
DDLc Energy	DDLc Energy	410 Bank Street	New London	CT	06320	New London	Call	Miss You Call	6/29/2017
HTG OIL PTNR/DDLC ENERGY	HTG OIL PTNR/DDLC ENERGY	410 BANK ST	NEW LONDON	CT	06360	New London	Call	Miss You Call	6/29/2017
Quality Plumbing Supply	Quality Plumbing Supply	380 Davenport Ave.	New Haven	CT	06519	New Haven	Call	Miss You Call	6/29/2017
R. E. MICHEL CO	R.E. MICHEL COMPANY, INC	23 PERRY AVENUE	NORWALK	CT	06850	Fairfield	Call	Miss You Call	6/29/2017
Sid Harvey	Sid Harvey	75 Hamilton St.	New Haven	CT	06511	New Haven	Call	Miss You Call	6/29/2017
The Granite Group	The Granite Group	8 CUSTOM DR	Old Saybrook	CT	06475	Middlesex	Call	Miss You Call	6/29/2017
TRANE	Trane Supply	178 Wallace Street	New Haven	CT	06511	New Haven	Call	Miss You Call	6/29/2017
United Refrigeration	United Refrigeration #48	190 Wallace Street	New Haven	CT	06511	New Haven	Call	Miss You Call	6/29/2017
Aiello Home Services	Aiello Home Services	600 Old County Circle	Windsor Locks	CT	06096	Hartford	Call	Miss You Call	10/26/2017
Automatic TLC	Automatic TLC	64 Oakland Avenue	East Hartford	CT	06108	Hartford	Call	Miss You Call	10/26/2017
B & G Piping	B & G Piping	92 Erna Ave	Milford	CT	06461	New Haven	Call	Miss You Call	10/26/2017
CMC Energy Services	CMC Energy Services	60 Old Church Street	Yalesville	CT	06492	New Haven	Call	Miss You Call	10/26/2017
CONNECTICUT REFINING CO.	CONNECTICUT REFINING CO.	25 Bernhard Rd	WEST HAVEN	CT	06473	New Haven	Call	Miss You Call	10/26/2017
Controlled Air, INC	Controlled Air, INC	21 Thompson Rd	Branford	CT	06405	New Haven	Call	Miss You Call	10/26/2017
C-Tech Solar	C-Tech Solar	1 Griffin Rd South	Bloomfield	CT	06002	Hartford	Call	Miss You Call	10/26/2017
Dasco - Dunphy & Associates Supply Co., Inc.	Dasco - Dunphy & Associates Supply Co., Inc.	43 Homestead Ave.	Stamford	CT	06902	Fairfield	Call	Miss You Call	10/26/2017
E N T Heating and Cooling	E N T Heating and Cooling	160 S Turnpike Road	Wallingford	CT	06492	New Haven	Call	Miss You Call	10/26/2017
Enterprise Plumbing and Heating	Enterprise Plumbing and Heating	801 State Street	New Haven	CT	06511	New Haven	Call	Miss You Call	10/26/2017
Environmental Engineering INC	Environmental Engineering INC	100 Old Gate Lane	Milford	CT	06460	New Haven	Call	Miss You Call	10/26/2017
Fire Protection Services	Fire Protection Services	1701 Highland Ave	Cheshire	CT	06410	New Haven	Call	Miss You Call	10/26/2017
F.W. Webb	FW Webb	200 Locust St.	Hartford	CT	06114	Hartford	Call	Miss You Call	10/26/2017
Harp Mechanical	Harp Mechanical	483 Spring Street	Windsor Locks	CT	06096	Hartford	Call	Miss You Call	10/26/2017
JP Salmini Co	JP Salmini Co	101 Gulf Street	Milford	CT	06460	New Haven	Call	Miss You Call	10/26/2017
M & R Heating, Cooling, and Reprigeration	M & R Heating, Cooling, and Reprigeration	1050 Bridgeport Ave	Milford	CT	06460	New Haven	Call	Miss You Call	10/26/2017
Pro-Mech, INC	Pro-Mech, INC	102d Filley St	Bloomfield	CT	06002	Hartford	Call	Miss You Call	10/26/2017
R. E. MICHEL CO	R.E. MICHEL COMPANY, INC	91 PRESTIGE PARK CIRCLE	EAST HARTFORD	CT	06108	Hartford	Call	Miss You Call	10/26/2017
R. E. MICHEL CO	R.E. MICHEL COMPANY, INC	640 ACCESS ROAD	STRATFORD	CT	06615	Fairfield	Call	Miss You Call	10/26/2017
Ruotolo Mechanical	Ruotolo Mechanical	29 Printers Lane	New Haven	CT	06519	New Haven	Call	Miss You Call	10/26/2017
Supply New England	Supply New England	640 Bost Post Road	Guilford	CT	06437	New Haven	Call	Miss You Call	10/26/2017
Tarzia Plumbing and Heating	Tarzia Plumbing and Heating	1455 Newfield Avenue	Stamford	CT	06902	Fairfield	Call	Miss You Call	10/26/2017
Thames Valley Winnelson	Thames Valley Winnelson	975 North Road	Groton	CT	06340	New London	Call	Miss You Call	10/26/2017
Town of Granby	Town of Granby	15 N. Granby Road	Granby	CT	06035	Hartford	Call	Miss You Call	10/26/2017
United Refrigeration	United Refrigeration #48	190 Wallace Street	New Haven	CT	06511	New Haven	Call	Miss You Call	10/26/2017
United Refrigeration	United Refrigeration #G1	230 Wawarme Avenue	Hartford	CT	06114	Hartford	Call	Miss You Call	10/26/2017
VALLEY OIL	VALLEY OIL	36 BROWNSTONE AVE.	PORTLAND	CT	06480	Middlesex	Call	Miss You Call	10/26/2017
Viglione Heating and Cooling	Viglione Heating and Cooling	259 Commerce St	East Haven	CT	06512	New Haven	Call	Miss You Call	10/26/2017
White Bowman Plumbing and Heating	White Bowman Plumbing and Heating	266 Sandbank Rd	Cheshire	CT	06410	New Haven	Call	Miss You Call	10/26/2017
WJ Dornfield Co LLC	WJ Dornfield Co LLC	78 Saltonstall Pkwy	East Haven	CT	06512	New Haven	Call	Miss You Call	10/26/2017
Beacon Mechanical Service	Beacon Mechanical Service	12 Mechanicsville Rd	Granby	CT	06035	Hartford	Call	Miss You Call	10/31/2017
Bell Simons	BELL SIMON CO.	319 MURPHY ROAD	HARTFORD	CT	06114	Hartford	Call	Miss You Call	10/31/2017
CITY OF BRIDGEPORT, DEPARTMENT OF PUBLIC FACILITIES	CITY OF BRIDGEPORT, DEPARTMENT OF PUBLIC FACILITIES	999 BROAD ST	BRIDGEPORT	CT	06604	Fairfield	Call	Miss You Call	10/31/2017
City of Bristol Dept. of Public Works	City of Bristol Solid Waste Transfer Station	685 Lake Ave.	Bristol	CT	06010	Hartford	Call	Miss You Call	10/31/2017
GR Wade LLC	GR Wade LLC	71 Overlook Dr	Hamden	CT	06514	New Haven	Call	Miss You Call	10/31/2017
New Britain Supply	New Britain Supply	154 Woodlawn Road	Berlin	CT	06037	Hartford	Call	Miss You Call	10/31/2017
Nutmeg Mechanical Service Inc.	Nutmeg Mechanical Service Inc.	130-3 Utopia Road	Manchester	CT	06042	Hartford	Call	Miss You Call	10/31/2017
SolarCity	SolarCity	200 Cascade Boulevard	Milford	CT	06460	New Haven	Call	Miss You Call	10/31/2017

2017 Connecticut Miss You Calls

Standard Oil of CT	Standard Oil of CT	299 Bishop Avenue	Bridgeport	CT	06610	Fairfield	Call	Miss You Call	10/31/2017
THE GRANITE GROUP	THE GRANITE GROUP	873 NORWICH RD	PLAINFIELD	CT	06374	Windham	Call	Miss You Call	10/31/2017
TORRINGTON SUPPLY	TORRINGTON SUPPLY	100 N. ELM STREET	WATERBURY	CT	06723	New Haven	Call	Miss You Call	10/31/2017

2017 Connecticut Site Visits

Account	Location: Name	Street	City	State	Zip Code	County	Subject	Summary	Activity Date
Automatic TLC	Automatic TLC	64 Oakland Avenue	East Hartford	CT	06108	Hartford	Site Visit	Site Visit	3/30/2017
Brothers Oil Company	Brothers Oil Company	486 School St.	East Hartford	CT	06108	Hartford	Site Visit	Site Visit	3/30/2017
F.W. Webb	FW Webb	150 Locust St	Hartford	CT	06114	Hartford	Site Visit	Site Visit	3/30/2017
JOHNSTONE SUPPLY	Johnstone Supply	255 Locust Street	#N/A	CT	06114	Hartford	Site Visit	Site Visit	3/30/2017
PETRO	Kasden Fuel	340 Tolland Street	East Hartford	CT	06108	Hartford	Site Visit	Site Visit	3/30/2017
Mitchell Fuel Co. Inc.	Mitchell Fuel Co. Inc.	1209 Sullivan Ave.	South Windsor	CT	06074	Hartford	Site Visit	Site Visit	3/30/2017
Plimpton & Hills Corp	Plimpton & Hills Corp.	401 New State Road	Manchester	CT	06040	Hartford	Site Visit	Site Visit	3/30/2017
United Refrigeration	United Refrigeration #G1	230 Wawarme Avenue	Hartford	CT	06114	Hartford	Site Visit	Site Visit	3/30/2017
Plimpton & Hills Corp	Plimpton & Hills Corp.	1415 East Main Street	Torrington	CT	06790	Litchfield	Site Visit	Site Visit	4/3/2017
Plimpton & Hills Corp	Plimpton & Hills Corp.	210 East Canaan Road (Rt.44)	East Canaan	CT	06024	Litchfield	Site Visit	Site Visit	4/3/2017
Plimpton & Hills Corp	Plimpton & Hills Corp.	189 Chestnut Street	New Britain	CT	06050	Hartford	Site Visit	Site Visit	4/3/2017
Supply New England	Supply New England	235 Newfield Ave.	West Hartford	CT	06106	Hartford	Site Visit	Site Visit	4/3/2017
The Granite Group	The Granite Group	464 SOUTH MAIN ST	Colchester	CT	06415	New London	Site Visit	Site Visit	4/3/2017
West Side Oil	West Side Oil	27 Babbs Road	West Suffield	CT	06093	Hartford	Site Visit	Site Visit	4/3/2017
Bell Simons	BELL SIMON CO.	319 MURPHY ROAD	HARTFORD	CT	06114	Hartford	Site Visit	Site Visit	4/6/2017
Plimpton & Hills Corp	Plimpton & Hills Corp	2 Brainard Road	Hartford	CT	06114	Hartford	Site Visit	Site Visit	4/6/2017
Portland Winair Co.	Portland Winair Co.	70 Tuttle Road	Middletown	CT	06457	Middlesex	Site Visit	Site Visit	4/6/2017
Sid Harvey	Sid Harvey	266 Bridge St.	Groton	CT	06340	New London	Site Visit	Site Visit	4/6/2017
Sid Harvey	Sid Harvey Industries	266 BRIDGE ST	Groton	CT	06340	New London	Site Visit	Site Visit	4/6/2017
Sid Harvey	Sid Harvey Industries	206 MURPHY RD.	HARTFORD	CT	06114	Hartford	Site Visit	Site Visit	4/6/2017
Southeast Connecticut Regional Resources Recovery Authority	Southeast Connecticut Regional Resources Recovery Authority	7 Hurlbutt Road	Gales Ferry	CT	06335	New London	Site Visit	Site Visit	4/6/2017
THE BELL PUMP COMPANY	THE BELL PUMP COMPANY	319 MURPHY ROAD	HARTFORD	CT	06114	Hartford	Site Visit	Site Visit	4/6/2017
The Granite Group	The Granite Group	1425 GOLD STAR HIGHWAY	Groton	CT	06340	New London	Site Visit	Site Visit	4/6/2017
Wallingford Winnelson Co.	Wallingford Winnelson Co.	1068 N. Farms Road Bldg. 1	Wallingford	CT	06492	New Haven	Site Visit	Site Visit	4/6/2017
R. E. MICHEL CO	R.E. MICHEL COMPANY, INC	295 MURPHY ROAD	HARTFORD	CT	06114	Hartford	Site Visit	Site Visit	4/10/2017
TRANE	Trane Supply	485 Ledyard Street	Hartford	CT	06114	Hartford	Site Visit	Site Visit	4/10/2017
CE NorthEast - Homans Associates	Carrier Enterprise	185 Wallall Street	New Haven	CT	06511	New Haven	Site Visit	Site Visit	4/14/2017
DDLc Energy	DDLc Energy	410 Bank Street	New London	CT	06320	New London	Site Visit	Site Visit	4/14/2017
Dougherty Oil Co Inc	Dougherty Oil Co Inc	31 Acorn Road	Branford	CT	06405	New Haven	Site Visit	Site Visit	4/14/2017
Essex Winair Co.	Essex Winair Co.	11c Bokum Road	Essex	CT	06426	Middlesex	Site Visit	Site Visit	4/14/2017
Essex Winnelson Company	Essex Winnelson Company	186 Westbrook Road	Essex	CT	06426	Middlesex	Site Visit	Site Visit	4/14/2017
F.W. Webb	FW Webb	650 Ella T Grasso Blvd	New Haven	CT	06519	New Haven	Site Visit	Site Visit	4/14/2017
F.W. Webb	FW Webb Company	737 Bank St.	Waterbury	CT	06708	New Haven	Site Visit	Site Visit	4/14/2017
Housatonic Resources Recovery Authority	Housatonic Resources Recovery Authority	162 Whisconier Road	Brookfield	CT	06804	Fairfield	Site Visit	Site Visit	4/14/2017
N&S Supply	N&S Supply	15 Starr Road	Danbury	CT	06810	Fairfield	Site Visit	Site Visit	4/14/2017
PETRO	Petro	212 Elm Street	North Haven	CT	06473	New Haven	Site Visit	Site Visit	4/14/2017
Plimpton & Hills Corp	Plimpton & Hills Corp.	30 Federal Road	Danbury	CT	06810	Fairfield	Site Visit	Site Visit	4/14/2017
Sid Harvey	Sid Harvey	75 Hamilton St.	New Haven	CT	06511	New Haven	Site Visit	Site Visit	4/14/2017
Sid Harvey	Sid Harvey Industries	17 EAGLE RD.	DANBURY	CT	06810	Fairfield	Site Visit	Site Visit	4/14/2017
STAR SUPPLY COMPANY	STAR SUPPLY COMPANY	118 GANDO DRIVE	NEW HAVEN	CT	06513	New Haven	Site Visit	Site Visit	4/14/2017
THE GRANITE GROUP	THE GRANITE GROUP	873 NORWICH RD	PLAINFIELD	CT	06374	Windham	Site Visit	Site Visit	4/14/2017
Torrco	Torrco	87 Union Street	New Haven	CT	06511	New Haven	Site Visit	Site Visit	4/14/2017
Wallingford Winnelson Co.	Wallingford Winnelson Co.	1068 N. Farms Road Bldg. 1	Wallingford	CT	06492	New Haven	Site Visit	Site Visit	4/14/2017
WESSON ENERGY	WESSON ENERGY	165 RAILROAD HILL STREET	WATERBURY	CT	06708	New Haven	Site Visit	Site Visit	4/14/2017
Bell Simons	Bell Simons CO.	805 Wood Ave	Bridgeport	CT	06604	Fairfield	Site Visit	Site Visit	4/19/2017
CE NorthEast - Homans Associates	Carrier Enterprise	4 Wilton Ave.	Norwalk	CT	06851	Fairfield	Site Visit	Site Visit	4/19/2017
CE NorthEast - Homans Associates	Carrier Enterprise	70 Meadow Street	Hartford	CT	06114	Hartford	Site Visit	Site Visit	4/19/2017
CE NorthEast - Homans Associates	Carrier Enterprise	650 Long Beach Blvd	Stratford	CT	06615	Fairfield	Site Visit	Site Visit	4/19/2017
ENVIRONMENTAL CONTROL, INC.	ENVIRONMENTAL CONTROL, INC.	1265 WOODEND ROAD	STRATFORD	CT	06615	Fairfield	Site Visit	Site Visit	4/19/2017
JOHNSTONE SUPPLY	Johnstone Supply	21 Shady Street	MILFORD	CT	06460	New Haven	Site Visit	Site Visit	4/19/2017
JOHNSTONE SUPPLY	JOHNSTONE SUPPLY CO	21 SHADY STREET	MILFORD	CT	06460	New Haven	Site Visit	Site Visit	4/19/2017
JOHNSTONE SUPPLY	JOHNSTONE SUPPLY CO	156 MAGEE AVENUE	STANFORD	CT	06902	Fairfield	Site Visit	Site Visit	4/19/2017
MICHAEL R MADER CO, INC	MICHAEL R MADER CO, INC	33 GREAT NECK RD	Waterford	CT	06385	New London	Site Visit	Site Visit	4/19/2017

2017 Connecticut Site Visits

NEW ENGLAND HEATING SUPPLY	NEW ENGLAND HEATING SUPPLY	805 WOOD AVENUE	BRIDGEPORT	CT	06604	Fairfield	Site Visit	Site Visit	4/19/2017
Plimpton & Hills Corp	Plimpton & Hills Corp.	92 Research Drive	Stamford	CT	06906	Fairfield	Site Visit	Site Visit	4/19/2017
Plimpton & Hills Corp	Plimpton & Hills Corp.	146 Kings Highway East	Fairfield	CT	06825	Fairfield	Site Visit	Site Visit	4/19/2017
R&B Refrigeration Inc.	R&B Refrigeration Inc.	18 Graves Avenue	Guilford	CT	06437	New Haven	Site Visit	Site Visit	4/19/2017
R. E. MICHEL CO	R.E. MICHEL COMPANY, INC	91 PRESTIGE PARK CR. UNIT 4	EAST HARTFORD	CT	06108	Hartford	Site Visit	Site Visit	4/19/2017
R. E. MICHEL CO	R.E. MICHEL COMPANY, INC	23 PERRY AVENUE	NORWALK	CT	06850	Fairfield	Site Visit	Site Visit	4/19/2017
R. E. MICHEL CO	RE MICHEL CO INC.	840 ACCESS ROAD	STRATFORD	CT	06615	Fairfield	Site Visit	Site Visit	4/19/2017
SHELTON WINAIR CO.,	SHELTON WINAIR CO.,	740 RIVER ROAD	SHELTON	CT	06484	Fairfield	Site Visit	Site Visit	4/19/2017
Sid Harvey	SID HARVEY INDUSTRIES	1935 Stratford Ave.	STRATFORD	CT	06615	Fairfield	Site Visit	Site Visit	4/19/2017
Standard Oil of CT	Standard Oil of CT	299 Bishop Avenue	Bridgeport	CT	06610	Fairfield	Site Visit	Site Visit	4/19/2017
THE BELL PUMP COMPANY	THE BELL PUMP COMPANY	91 CRYSTAL AVENUE	NEW LONDON	CT	06320	New London	Site Visit	Site Visit	4/19/2017
THE BELL PUMP COMPANY	THE BELL PUMP COMPANY	20 VICTORY STREET	STAMFORD	CT	06902	Fairfield	Site Visit	Site Visit	4/19/2017
The Granite Group	The Granite Group	75 JEFFERSON AVE	New London	CT	06320	New London	Site Visit	Site Visit	4/19/2017
The Granite Group	The Granite Group	300 SACKETT POINT RD	North Haven	CT	06473	New Haven	Site Visit	Site Visit	4/19/2017
The Shaffer Company	The Shaffer Company	242 Main Street	Bristol	CT	06010	Hartford	Site Visit	Site Visit	4/19/2017
TORRINGTON SUPPLY	TORRINGTON SUPPLY	40 MEAD STREET	STRATFORD	CT	06615	Fairfield	Site Visit	Site Visit	4/19/2017
TOWER EQUIPMENT CO INC	TOWER EQUIPMENT CO INC	1320 WEST BROAD ST	STRATFORD	CT	06615	Fairfield	Site Visit	Site Visit	4/19/2017
TRANE	Trane Supply	47 Harbor View Avenue	Stamford	CT	06902	Fairfield	Site Visit	Site Visit	4/19/2017
United Refrigeration	United Refrigeration #G6	17 Viaduct Road	Stamford	CT	06907	Fairfield	Site Visit	Site Visit	4/19/2017
Plimpton & Hills Corp	Plimpton & Hills Corp.	2 Eastview Lane	Farmington	CT	06030	Hartford	Site Visit	Site Visit	4/21/2017
Plimpton & Hills Corp	Plimpton & Hills Corp.	148 South Colony Drive	Wallingford	CT	06492	New Haven	Site Visit	Site Visit	4/21/2017
Sid Harvey	Sid Harvey Industries	278 RAILROAD HILL ST	WATERBURY	CT	06708	New Haven	Site Visit	Site Visit	4/21/2017
The Granite Group	The Granite Group	8 CUSTOM DR	Old Saybrook	CT	06475	Middlesex	Site Visit	Site Visit	4/21/2017
Plimpton & Hills Corp	Plimpton & Hills Corp.	146 Kings Highway East	Fairfield	CT	06825	Fairfield	Site Visit	Site Visit	6/30/2017

Connecticut
2017 Collection Location Summary Report

Bin Bar Code	Location Type	Name	Street	City	State	Zip Code	Phone	Return Date	Number of Loose Switches	Number of Mercury Thermostats	Total Mercury Volume (lbs.)
M20264	HVAC Contractor	A. E. Olsen Company	1257 Southford Rd.	Southbury	CT	06488	203-264-6571	12/20/2016	1	110	1.054
	Wholesaler	ABCO HVACR SUPPLY-STAMFORD	198 LAWN AVE.	STAMFORD	CT	06902	203-325-9000				
	HVAC Contractor	Action Air Systems	131 Adams St	Manchester	CT	06042					
	HVAC Contractor	Adolf Krueger	34 Stony Hill Rd	Bethel	CT	06801					
	HVAC Contractor	Aiello Home Services	600 Old County Circle	Windsor Locks	CT	06096	888-956-4455				
	Wholesaler	air Perfect INC	7 Pearson Ave	Milford	CT	6460					
	HVAC Contractor	Air Solutions Heating and Cooling	430 Fairfield Avenue	Stamford	CT	06902	203-357-8853				
	HVAC Contractor	Air Temp Mechanical Services	360 Captain Lewis Dr	Southington	CT	06489					
	HVAC Contractor	Aire Tech Mechanical	150 Batson	Manchester	CT	06042					
	HVAC Contractor	AirTech Stamford	21 Anthony Street	Stamford	CT	06902	203-323-3959				
	Wholesaler	All American Heating, Air Conditioning & Plumbing Inc.	934 Federal Rd	Brookfield	CT	6804					
	HVAC Contractor	All State Fire	110 Murphy	Hartford	CT	06114					
	HVAC Contractor	Alliance Heating and Air	25 Brookfield Ave	Bridgeport	CT	06610					
	HVAC Contractor	Anthony Caruso Plumbing	25 Perry Ave	Norwalk	CT	06850					
	HVAC Contractor	Arthur E Olsen	1257 Southford Road	Southbury	CT	06488					
	HVAC Contractor	Astacio Plumbing	15 South Street	Norwalk	CT	06854					
	Wholesaler	Atlantic Ventilating and Equipment Company, Inc	125 Sebethe Dr.	Cromwell	CT	6416					
	Wholesaler	Atlumin Energy Inc	515 Commerce Dr.	Fairfield	CT	6825					
	HVAC Contractor	Automatic TLC	64 Oakland Avenue	East Hartford	CT	06108	860-528-4328				
M17328	HVAC Contractor	Automatic TLC	64 Oakland Avenue	East Hartford	CT	06108	860-528-4328	4/4/2017	0	119	0.775
	HVAC Contractor	Avalon Bay Communities - Do not return	50 Forest Street	Stamford	CT	06901					
	Wholesaler	B & D Supply Inc.	42 Mechanic St.	Danielson	CT	6239					
	HVAC Contractor	B & G Piping	92 Erna Ave	Milford	CT	06461	203-877-2937				
	Wholesaler	B Lipnick Supply Co.	2016 Main Street	Bridgeport	CT	06604					
M18293	Wholesaler	B. Lipnick Supply Co., Inc.	2016 Main Street	Bridgeport	CT	06604	203-334-6191	6/14/2017	0	37	0.5022
	HVAC Contractor	Barry Cone's	22 Migeon Ave	Torrington	CT	06790					
	HVAC Contractor	Beacon Mechanical Service	12 Mechanicsville Rd	Granby	CT	06035	860-844-0111				
M13262	Wholesaler	BELL SIMON CO.	319 MURPHY ROAD	HARTFORD	CT	06114	860-525-6675	4/7/2017	2	20	0.2232
	Wholesaler	BELL SIMON CO.	319 MURPHY ROAD	HARTFORD	CT	06114	860-525-6675				
	Wholesaler	Bell Simons	519 Cooke Street	Farmington	CT	06032	860-525-6675				
M18199	Wholesaler	Bell Simons CO.	805 Wood Ave	Bridgeport	CT	06604	203-335-5569	4/21/2017	0	75	0.5022
M18199	Wholesaler	Bell Simons CO.	805 Wood Ave	Bridgeport	CT	06604	203-335-5569	11/30/2017	155	6	0.9982
	Wholesaler	Branford Winnelson	22 McDermott Road	Branford	CT	06405	(203) 483-7216				
	Wholesaler	Bristol Winnelson Co	95 Valley Street	Bristol	CT	06010	860-584-0224				
M18225	HVAC Contractor	Brothers Oil Company	486 School St.	East Hartford	CT	06108	860-289-9468	6/30/2017	0	1	0.0062
	HVAC Contractor	Buckingham Routh Co.	20 Goodwin Street	New Haven	CT	06512					
	HVAC Contractor	C & C Service LLC	17 Davenport Street	Stamford	CT	06902	203-323-2866				
	HVAC Contractor	Carmine's Plumbing	90 Sand Pit Road	Danbury	CT	06810					
	Wholesaler	Carrier Air Conditioning Heating	67 Southfield Avenue	Stamford	CT	06902	203-357-1727				
	Wholesaler	Carrier Commercial Svc	14 Industrial Park Pl #1	Middletown	CT	6457					
M17660	Wholesaler	Carrier Enterprise	70 Meadow Street	Hartford	CT	06114	860-296-4533	4/25/2017	0	6	0.062
	Wholesaler	Carrier Enterprise	70 Meadow Street	Hartford	CT	06114	860-296-4533				
M17661	Wholesaler	Carrier Enterprise	185 Wallall Street	New Haven	CT	06511	203-821-3033	9/27/2017	0	68	0.4216
M17662	Wholesaler	Carrier Enterprise	4 Wilton Ave.	Norwalk	CT	06851	203-840-4949	2/22/2017	0	26	0.279
	Wholesaler	Carrier Enterprise	650 Long Beach Blvd	Stratford	CT	06615	203-375-6390				
	Wholesaler	Carrier Enterprise (Homans Associates)	2 Northrop IND. Park Road	Wallingford	CT	06492	800-840-9510				

Connecticut
2017 Collection Location Summary Report

	Wholesaler	Central AireSupply Inc.	118 Ledyard Street	Hartford	CT	06114					
	Wholesaler	Charles J. Wright	35 Sidney St	East Haven	CT	6512					
	HHW	CITY OF BRIDGEPORT, DEPARTMENT OF PUBLIC FACILITIES	999 BROAD ST	BRIDGEPORT	CT	06604	203-576-7124				
	HHW	City of Bristol Solid Waste Transfer Station	685 Lake Avenue	Bristol	CT	06010	860-584-7798				
	HHW	City of Bristol Solid Waste Transfer Station	685 Lake Ave.	Bristol	CT	06010	860-584-7792				
	Wholesaler	Climate Control Corporation	22 Hemingway Ave	East Haven	CT	6512					
	HVAC Contractor	Climate Engineering Commercial Services	922 Bridgeport Ave	Milford	CT	06460	203-347-4024				
	Wholesaler	Clover Corp	89 Church St. #1	East Hartford	CT	6108					
M14157	HVAC Contractor	CMC Energy Services	60 Old Church Street	Yalesville	CT	06492	888-403-3500	11/7/2017	0	98	0.62
	HVAC Contractor	Coastal INC	14 Marion Ave	Milford	CT	06460	203-877-5155				
	Wholesaler	Commerical Heating Supply	330 Nutmeg Road S	South Windsor	CT	06074					
	HVAC Contractor	CONNECTICUT REFINING CO.	25 Bernhard Rd	WEST HAVEN	CT	06473	203-933-2511				
	Wholesaler	Connecticut Temperature Controls, LLC	500 Corporate Row	Cromwell	CT						
	HVAC Contractor	Controlled Air, INC	21 Thompson Rd	Branford	CT	06405	203-481-3131				
	HVAC Contractor	Crest Mechanical	41 Walnut Street	Hartford	CT	06120					
	HVAC Contractor	C-Tech Solar	1 Griffin Rd South	Bloomfield	CT	06002	860-580-7174				
	HVAC Contractor	Custom Air Systems	765 Housatonic Ave	Bridgeport	CT	06604					
	HVAC Contractor	D.D.L.C ENERGY		DAVIDSON	CT	06234					
	Wholesaler	Danair Service LLC	150 Southfield Aveune	Stamford	CT	6902					
M12808	HVAC Contractor	DANIELS OIL CO., INC.	8 HIGH STREET PO BOX 32	PORTLAND	CT	06480	860-342-3778	2/23/2017	14	103	0.7688
M12809	HVAC Contractor	DANIELS OIL CO., INC.	8 HIGH STREET PO BOX 32	PORTLAND	CT	06480	860-342-3778	2/23/2017	13	105	0.868
	HVAC Contractor	DANIELS OIL CO., INC.	8 HIGH STREET PO BOX 32	PORTLAND	CT	06480	860-342-3778				
	Wholesaler	Dasco - Dunphey & Associates Supply Co., Inc.	43 Homestead Ave.	Stamford	CT	06902	203-602-5557				
M17397	HVAC Contractor	DDL Energy	410 Bank Street	New London	CT	06320	860-237-2777	4/20/2017	0	49	0.3038
	HVAC Contractor	DDL Energy	410 Bank Street	New London	CT	06320	860-237-2777				
	HVAC Contractor	Dougherty Oil Co Inc	31 Acorn Road	Branford	CT	06405	203-488-2669				
	HVAC Contractor	E N T Heating and Cooling	160 S Turnpike Road	Wallingford	CT	06492	203-284-8881				
	HVAC Contractor	Earthlight Technologies	92 West Road	Ellington	CT	06029					
	Wholesaler	Eastern Mechanical Services, Inc	3 Starr St	Danbury	CT	6810					
	HVAC Contractor	Eastern Refrigeration	275 Old Hartford Road	Colchester	CT	06415					
	Wholesaler	Elite Mechanical Contract	69 Park St	Bristol	CT	6010					
	Wholesaler	Emcor Energy Services, Inc.	301 Merritt 7	Norwalk	CT	6851					
	Wholesaler	Empire State Piping co., Inc.	13 Homonick Rd	Colchester	CT						
	HVAC Contractor	Enterprise Plumbing and Heating	801 State Street	New Haven	CT	06511	203-787-4311				
M14628	HVAC Contractor	ENVIRONMENTAL CONTROL, INC.	1265 WOODEND ROAD	STRATFORD	CT	06615	203-375-5228	4/24/2017	0	32	0.2232
	HVAC Contractor	ENVIRONMENTAL CONTROL, INC.	1265 WOODEND ROAD	STRATFORD	CT	06615	203-375-5228				
	HVAC Contractor	Environmental Engineering INC	100 Old Gate Lane	Milford	CT	06460	203-874-0812				
	Wholesaler	Essex Winair Co.	11c Bokum Road	Essex	CT	06426	860-767-9018				
M17487	Wholesaler	Essex Winnelson Company	186 Westbrook Road	Essex	CT	06426	860-767-0134	4/17/2017	0	22	0.1364
	HVAC Contractor	F & F Mechanical Enterprises	2 Dwight Street	North Haven	CT	06473	203-239-7025				
	HVAC Contractor	F.F. Hitchcock Company	264 Sandbank Rd	Cheshire	CT	06492	203-272-3561				
M18171	Wholesaler	F.W. Webb	570 Vauxhall Street Ext	Waterford	CT	06385	860-629-5900	6/26/2017	0	41	0.372

Connecticut
2017 Collection Location Summary Report

M18171	Wholesaler	F.W. Webb	570 Vauxhall Street Ext	Waterford	CT	06385	860-629-5900	7/13/2017	4	74	0.5208
	Wholesaler	F.W. Webb	570 Vauxhall Street Ext	Waterford	CT	06385	860-629-5900				
	HVAC Contractor	Fire Protection Services	1701 Highland Ave	Cheshire	CT	06410	208-250-1118				
	HVAC Contractor	Fox HEating	37 Westford Ave	Stafford Springs	CT	06076					
	HVAC Contractor	Frank Talarico	203 Old Watubury Road	Southbury	CT	06488					
M18653	Wholesaler	FW Webb	150 Locust St	Hartford	CT	06114	(860) 522-9322	4/4/2017	2	1	0.0186
	Wholesaler	FW Webb	150 Locust St	Hartford	CT	06114	(860) 522-9322				
	Wholesaler	FW Webb	200 Locust St.	Hartford	CT	06114	860-722-2433				
M18652	Wholesaler	FW Webb	650 Ella T Grasso Blvd	New Haven	CT	06519	203-865-6124	4/18/2017	0	9	0.0558
	Wholesaler	FW Webb	200 Richmond Hill Ave.	Stamford	CT	06902	203-325-1355				
M19660	Wholesaler	FW Webb	200 Richmond Hill Ave.	Stamford	CT	06902	203-325-1355	6/30/2017	0	1	0.0062
M18651	Wholesaler	FW Webb Company	737 Bank St.	Waterbury	CT	06708	203-574-5959	4/14/2017	0	48	0.341
	Wholesaler	G & O Mechanical Contractors, LLC	5893 Main St. Rear	Trumbull	CT	6611					
	Wholesaler	G & R Valley Company, Inc.	350 Chapel Rd	South Windsor	CT	6074					
	Wholesaler	Gastech Corp	7 Paterson Dr.	Middletown	CT	6457					
	HVAC Contractor	Glasco Heating	56 Glendale	South Windsor	CT	06074					
	HVAC Contractor	Good Hill Mechanic	53 Main Street South	Woodbury	CT	06798					
	HVAC Contractor	GR Wade LLC	71 Overlook Dr	Hamden	CT	06514	203-230-9636				
	Wholesaler	Greenskies Renewable Energy LLC	10 Main Street	Middletown	CT	6457					
	Wholesaler	H & H Refrigeration, Inc	1451 New Britain Ave.	Farmington	CT	6032					
	HVAC Contractor	Harp Mechanical	483 Spring Street	Windsor Locks	CT	06096	860-623-4350				
	Wholesaler	Hartford Winnelson	287 Homestead Avenue	Hartford	CT	06112					
	Wholesaler	Hipoint Heating & Cooling Inc.	71 Edwin Rd	South Windsor	CT	6074					
M17403	HHW	Housatonic Resources Recovery Authority	162 Whisconier Road	Brookfield	CT	06804	203-775-6256	11/22/2017	1	40	0.3472
M17403	HHW	Housatonic Resources Recovery Authority	162 Whisconier Road	Brookfield	CT	06804	203-775-6256	5/31/2017	0	60	0.4774
	HHW	Housatonic Resources Recovery Authority	162 Whisconier Road	Brookfield	CT	06804	203-775-6256				
	HVAC Contractor	House Brothers Plumbing	74 Kreiger Ln	Glastonbury	CT	06033					
	HVAC Contractor	HTG OIL PTNR/DDLC ENERGY	410 BANK ST	NEW LONDON	CT	06360	860-271-2020				
	Wholesaler	Independent Pipe & Supply Corp	7 Old Windsor Road #A	Bloomfield	CT	6002					
	HVAC Contractor	J and B	89 Church	East Hartford	CT	06108					
	HVAC Contractor	James J. Rybczyk Plumbing	45 Palmorr Pl	Bristol	CT	06010					
M14507	Wholesaler	Johnstone Supply	255 Locust Street	Hartford	CT	06114	860-727-9699	4/25/2017	0	85	0.6448
M17815	Wholesaler	Johnstone Supply	255 Locust Street	Hartford	CT	06114	860-727-9699	9/29/2017	355	51	2.6598
M17814	Wholesaler	Johnstone Supply	21 Shady Street	Milford	CT	06460	203-882-5550	4/24/2017	0	39	0.248
M17813	Wholesaler	Johnstone Supply	156 Magee Avenue	Stamford	CT	06902	203-359-2626	4/21/2017	0	36	0.3968
	Wholesaler	Johnstone Supply - Hartford		Hartford	CT	6101					
	Wholesaler	Johnstone Supply - Milford		Milford	CT	6460					
	Wholesaler	JOHNSTONE SUPPLY CO	21 SHADY STREET	MILFORD	CT	06460	203-881-5550				
M19630	Wholesaler	JOHNSTONE SUPPLY CO	21 SHADY STREET	MILFORD	CT	06460	203-881-5550	8/2/2017	1	41	0.3162
	Wholesaler	JOHNSTONE SUPPLY CO	156 MAGEE AVENUE	STANFORD	CT	06902	203-369-2626				
	HVAC Contractor	JP Salmini Co	101 Gulf Street	Milford	CT	06460	203-878-8501				
	Wholesaler	K & M Fire Protection Services, Inc.	8 West St	Plantsville	CT	6479					
	HVAC Contractor	Kasden Fuel	340 Tolland Street	East Hartford	CT	06108	860-289-5431				
M12158	HVAC Contractor	Kasden Fuel	340 Tolland Street	East Hartford	CT	06108	860-289-5431	4/3/2017	0	6	0.0434
	Wholesaler	Klaff's	11 Newtown Road	Danbury	CT	6810					
	Wholesaler	Knightsbridge Co.	17 Mcdermott Road	Branford	CT	6405					
	HVAC Contractor	L.K. Sheet Metal	35 Wrobel Place	East Hartford	CT	06108					
	HVAC Contractor	Landmark Air Systems	366 Kenosia Ave	Danbury	CT	06810					
	HVAC Contractor	LaPlaca Oil & Propane	498 North Street	Goshen	CT	06756	860-601-7957				

Connecticut
2017 Collection Location Summary Report

	Wholesaler	Lennox Parts Plus	110 Murphy Road	Hartford	CT	06114	(959) 200-7395				
	HVAC Contractor	Link Mechanical	34 Walnut Street	New Britain	CT	06051					
	HHW	Lower CT River Valley Council of Governments	145 Old Dennison Road	Essex	CT	06426	860-581-8554				
	HVAC Contractor	M & O CORPORATION	164 ALEX STREET	BRIDGEPORT	CT	06607	203-367-4292				
	HVAC Contractor	M & R Heating, Cooling, and Reigreration	1050 Bridgeport Ave	Milford	CT	06460	203-878-8501				
	HVAC Contractor	Macca Plumbing	284 Locust Street	Hartford	CT	06114					
	HVAC Contractor	MAIN ENTERPRISES	1180 STRATFORD RD.	STRATFORD	CT	06615	203-334-3419X1520				
	Wholesaler	Manchester Winnelson	160 Hartford Road	Manchester	CT	06040					
	HVAC Contractor	Mare c Heating	12 Jansen Ct	West Hartford	CT	06110					
	HVAC Contractor	Mckenney Mechanical Contractors	15 Commerce	Newtown	CT	06470					
	Wholesaler	MCN Distributors Inc.	160 Universal Drive	North Haven	CT	6473					
	HVAC Contractor	Mechanical Heating and Plumbing	52 Crestway	Hamden	CT	06514	203-281-5522				
	HVAC Contractor	Mega Mechanical Systems	98 Commerce Street	Glastonbury	CT	06033					
	HVAC Contractor	MICHAEL R MADER CO, INC	33 GREAT NECK RD	Waterford	CT	06385	860-442-3610				
	Wholesaler	Mitchell Fuel Co. Inc.	1209 Sullivan Ave.	South Windsor	CT	06074	860-644-2561				
	HVAC Contractor	Modern Mechanical	519 Cooke Street	Farmington	CT	06032					
	Wholesaler	Modern Plumbing Supply	152 Berlin Turnpike	Berlin	CT	06037					
M14075	Retailer	MONTVILLE HARDWARE	907 RT 32	UNCASVILLE	CT	06382	860-848-3616	6/23/2017	2	25	0.2542
M18414	Wholesaler	N&S Supply	15 Starr Road	Danbury	CT	06810	203-791-9300	4/14/2017	0	65	0.5022
	Wholesaler	Nero INC	736 Sherman Ave	Hamden	CT	6514					
	Wholesaler	New Britain Supply	154 Woodlawn Road	Berlin	CT	06037	860-229-3743				
	Wholesaler	New Britain Supply	211 John Downey Dr.	New Britain	CT	6051					
	Wholesaler	NEW ENGLAND HEATING SUPPLY	805 WOOD AVENUE	BRIDGEPORT	CT	06604	203-384-2909				
	HVAC Contractor	Nutmeg Mechanical Service Inc.	130-3 Utopia Road	Manchester	CT	06042	860-643-2042				
	Wholesaler	Nutmeg Piping Service Inc	13 Homonick Rd	Colchester	CT	6415					
	Wholesaler	P&D Mechanical	627 Old Harford Rd.	Colchester	CT	6415					
	HVAC Contractor	Performance Plumbing	400 Riverside Ave	Torrington	CT	06790					
	HVAC Contractor	Petro	125 Commerce Drive	Brookfield	CT	06804					
M12153	HVAC Contractor	Petro	212 Elm Street	North Haven	CT	06473	(203) 985-4551	4/18/2017	0	96	0.6076
	HVAC Contractor	Petro	55 Bay Street	Norwalk	CT	06854					
	HVAC Contractor	Pipeology LLC	131 Leeder Hill Dr	Hamden	CT	06517					
M18251	Wholesaler	Plimpton & Hills Corp	2 Brainard Road	Hartford	CT	06114	860-522-4233	4/10/2017	3	65	0.496
	Wholesaler	Plimpton & Hills Corp	2 Brainard Road	Hartford	CT	06114	860-522-4233				
	Wholesaler	Plimpton & Hills Corp.	24 Nod Road	Clinton	CT	06413	860-664-4020				
M20263	Wholesaler	Plimpton & Hills Corp.	30 Federal Road	Danbury	CT	06810	203-743-9221	4/14/2017	0	12	0.1798
	Wholesaler	Plimpton & Hills Corp.	30 Federal Road	Danbury	CT	06810	203-743-9221				
M18259	Wholesaler	Plimpton & Hills Corp.	210 East Canaan Road (Rt.44)	East Canaan	CT	06024	860-824-7942	4/5/2017	0	25	0.1674
M18254	Wholesaler	Plimpton & Hills Corp.	146 Kings Highway East	Fairfield	CT	06825	203-332-4273	2/2/2017	0	23	0.1674
	Wholesaler	Plimpton & Hills Corp.	2 Eastview Lane	Farmington	CT	06030	860-888-8590				
M18258	Wholesaler	Plimpton & Hills Corp.	401 New State Road	Manchester	CT	06040	860-533-1108	4/3/2017	0	12	0.0744
M18257	Wholesaler	Plimpton & Hills Corp.	189 Chestnut Street	New Britain	CT	06050	860-229-2076	4/5/2017	1	56	0.3534
M18256	Wholesaler	Plimpton & Hills Corp.	92 Research Drive	Stamford	CT	06906	203-965-5959	12/23/2016	0	46	0.3844
M18261	Wholesaler	Plimpton & Hills Corp.	1415 East Main Street	Torrington	CT	06790	860-482-0238	4/5/2017	6	37	0.3472
	Wholesaler	Plimpton & Hills Corp.	148 South Colony Drive	Wallingford	CT	06492	203-269-7739				
M17350	Wholesaler	Portland Winair Co.	70 Tuttle Road	Middletown	CT	06457	860-632-0747	1/27/2017	189	51	1.4942
	Wholesaler	Portland Winair Co.	70 Tuttle Road	Middletown	CT	06457	860-632-0747				
	Wholesaler	Ppl Savagealert, Inc.	50 Inwood Rd	Rocky Hill	CT	6067					
	HVAC Contractor	Preferred Air Systems	15 Federal Road	Danbury	CT	06810					
	HVAC Contractor	Pro-Mech, INC	102d Filley St	Bloomfield	CT	06002	860-243-3952				

Connecticut
2017 Collection Location Summary Report

	HVAC Contractor	Putnam Plumbing and Heating	52 Dyke Lane	Stamford	CT	06902	203-324-9127				
	HVAC Contractor	Quality Mechanical Service	95 Turner Avenue	Torrington	CT	06790					
	HVAC Contractor	Quality Mechanical Service LLC	102 Ramstein Road	New Hartford	CT	06057	860-489-8005				
	Wholesaler	Quality Plumbing Supply	380 Davenport Ave.	New Haven	CT	06519	(203) 777-6813				
	Wholesaler	R & R Plumbing & Supply Co.	600 Center St.	Manchester	CT	6040					
M17371	HVAC Contractor	R&B Refrigeration Inc.	18 Graves Avenue	Guilford	CT	06437	203-453-6831	6/8/2017	0	39	0.3286
M10603	Wholesaler	R.E. MICHEL COMPANY, INC	91 PRESTIGE PARK CIRCLE, UNIT 4	EAST HARTFORD	CT	06108	860-289-1545	4/26/2017	1	88	0.5952
M10738	Wholesaler	R.E. MICHEL COMPANY, INC	91 PRESTIGE PARK CR. UNIT 4	EAST HARTFORD	CT	06108	860-289-1545	9/14/2017	0	122	0.7874
	Wholesaler	R.E. MICHEL COMPANY, INC	91 PRESTIGE PARK CIRCLE	EAST HARTFORD	CT	06108	860-289-1545				
	Wholesaler	R.E. MICHEL COMPANY, INC	91 PRESTIGE PARK CIRCLE, UNIT 4	EAST HARTFORD	CT	06108	860-289-1545				
M10630	Wholesaler	R.E. MICHEL COMPANY, INC	295 MURPHY ROAD	HARTFORD	CT	06114	800-293-0810	2/8/2017	0	122	0.8308
M10629	Wholesaler	R.E. MICHEL COMPANY, INC	295 MURPHY ROAD	HARTFORD	CT	06114	800-293-0810	2/9/2017	0	139	0.8742
	Wholesaler	R.E. MICHEL COMPANY, INC	295 MURPHY ROAD	HARTFORD	CT	06114	800-293-0810				
	Wholesaler	R.E. MICHEL COMPANY, INC	23 PERRY AVENUE	NORWALK	CT	06850	(203) 847-4921				
	Wholesaler	R.E. MICHEL COMPANY, INC	640 ACCESS ROAD	STRATFORD	CT	06615	203-380-9382				
	Wholesaler	Raps Plumbing & Heating, Inc.	663 Reservoir Ave	Bridgeport	CT	6606					
	HVAC Contractor	Raymond McLaughlin	53 Commerce Way	South Windsor	CT	06074					
	Wholesaler	RE MICHEL CO INC.	840 ACCESS ROAD	STRATFORD	CT	06615	203-380-9382				
M15140	Wholesaler	RE MICHEL CO INC.	840 ACCESS ROAD	STRATFORD	CT	06615	203-380-9382	2/7/2017	3	76	0.5146
	HHW	River COG Household Hazardous Waste Facility	5 Dump Road	Essex	CT	06426					
	Wholesaler	Robinson Supply CO	226 Prestige Parkway	Hartford	CT	06108	860-291-9260				
M18605	Wholesaler	Robinson Supply CO	226 Prestige Parkway	Hartford	CT	06108	860-291-9260	5/17/2017	0	1	0.0062
M19975	HVAC Contractor	Ruotolo Mechanical	29 Printers Lane	New Haven	CT	06519	203-772-1563	10/4/2017	0	9	0.0558
M20699	HVAC Contractor	Ruotolo Mechanical	29 Printers Lane	New Haven	CT	06519	203-772-1563	11/17/2017	0	0	0
	HVAC Contractor	SANTA FUEL	154 ADMIRAL ST.	BRIDGEPORT	CT	06605	800-937-2682				
	HVAC Contractor	Saucier Mechanical Services	148 Norton Street	Plantsville	CT	06479					
	HVAC Contractor	Scoville Plumbing	311 S Main Street	Torrington	CT	06790					
	HVAC Contractor	Servco Oil Company	387 Danbury Road	Wilton	CT	06897	203-762-7994				
	Wholesaler	SHELTON WINAIR CO.,	740 RIVER ROAD	SHELTON	CT	06484	203-929-6319				
M10828	Wholesaler	SHELTON WINAIR CO.,	740 RIVER ROAD	SHELTON	CT	06484	203-929-6319	4/24/2017	0	19	0.124
M18218	Wholesaler	Sid Harvey	266 Bridge St.	Groton	CT	06340	860-448-4949	4/12/2017	2	34	0.248
M18205	Wholesaler	Sid Harvey	75 Hamilton St.	New Haven	CT	06511	203-787-0251	4/18/2017	0	66	0.434
	Wholesaler	SID HARVEY INC	206 MURPHY ROAD	HARTFORD	CT	06114					
M14258	Wholesaler	Sid Harvey Industries	17 EAGLE RD.	DANBURY	CT	06810	203-778-8888	4/14/2017	0	25	0.2046
	Wholesaler	Sid Harvey Industries	266 BRIDGE ST	GROTON	CT	06340	860-448-4949				
	Wholesaler	Sid Harvey Industries	206 MURPHY RD.	HARTFORD	CT	06114	860-524-0250				
M11091	Wholesaler	Sid Harvey Industries	206 MURPHY RD.	HARTFORD	CT	06114	860-524-0250	4/10/2017	0	57	0.5394
	Wholesaler	Sid Harvey Industries	75 HAMILTON ST	NEW HAVEN	CT	06511	203-787-0251				
	Wholesaler	SID HARVEY INDUSTRIES	1935 Stratford Ave.	STRATFORD	CT	06615	203-375-4328				
	Wholesaler	Sid Harvey Industries	278 RAILROAD HILL ST	WATERBURY	CT	06708	203-756-4480				
M19618	Wholesaler	Sid Harvey Industries	278 RAILROAD HILL ST	WATERBURY	CT	06708	203-756-4480	1/18/2017	173	80	1.7422
M19619	Wholesaler	Sid Harvey Industries	278 RAILROAD HILL ST	WATERBURY	CT	06708	203-756-4480	5/2/2017	120	49	1.0974
	HVAC Contractor	SolarCity	200 Cascade Boulevard	Milford	CT	06460	860-933-6421				
M19763	HVAC Contractor	SolarCity	714 Brook St.	Rocky Hill	CT	06067	860-670-9308	10/2/2017	0	16	0.0992
M17903	HHW	Southeast Connecticut Regional Resources Recovery Authority	7 Hurlbutt Road	Gales Ferry	CT	06335	860-381-5558	4/12/2017	3	61	0.4216
	HHW	Southeast Connecticut Regional Resources Recovery Authority	7 Hurlbutt Road	Gales Ferry	CT	06335	860-381-5558				

Connecticut
2017 Collection Location Summary Report

	Wholesaler	Speciality Plumbing-Htg Supply Co	585 Hazard Avenue	Enfield	CT	6082					
	HVAC Contractor	Stafford Mechanical	4 Industrial Park	Stafford Springs	CT	06076					
M12069	HVAC Contractor	Stafford Mechanical Services	4 Industrial Park Drive	Stafford Springs	CT	06076	860-684-9485	7/7/2017	0	16	0.1736
	Wholesaler	Stamford Winnelson	95 Elmcraft Road	Stamford	CT	06902	203-965-0692				
	HVAC Contractor	Standard Oil of CT	299 Bishop Avenue	Bridgeport	CT	06610	203-337-3096				
	Wholesaler	Star Gas Partners	9 W Broad Street	Stamford	CT	6902					
	Wholesaler	STAR SUPPLY COMPANY	118 GANDO DRIVE	NEW HAVEN	CT	06513	(203)772-2240				
M13095	Wholesaler	STAR SUPPLY COMPANY	118 GANDO DRIVE	NEW HAVEN	CT	06513	(203)772-2240	4/18/2017	0	90	0.7316
	Wholesaler	STAR SUPPLY COMPANY- CLOSED	1040 STATE STREET	NEW HAVEN	CT	06511	(203)772-2240				
	Wholesaler	Stratford Plumbing & Heating Inc	1266 Main St. S	Southbury	CT	6488					
	HVAC Contractor	Sullivan, Donald and Sons Plumbing	980 S Main Street	Plantsville	CT	06479					
	HVAC Contractor	Superior Mechanical Systems INC	126 S Turnpike Road	Wallingford	CT	06492	203-265-9333				
	Other	Supply New England	640 Booston Post Road	Guilford	CT	06437	(203) 453-4358				
	Wholesaler	Supply New England	640 Bost Post Road	Guilford	CT	06437	203-453-4358				
	Other	Supply New England	235 Newfield Avenue	Hartford	CT	06106	(860) 953-7701				
M18661	Wholesaler	Supply New England	235 Newfield Ave.	West Hartford	CT	06106	860-953-7701	4/5/2017	0	22	0.1798
	HVAC Contractor	Tarzia Plumbing and Heating	1455 Newfield Avenue	Stamford	CT	06902	203-322-1900				
	Wholesaler	Thames Valley Winnelson	975 North Road	Groton	CT	06340	860-448-1900				
	Wholesaler	THE BELL PUMP COMPANY	319 MURPHY ROAD	HARTFORD	CT	06114	860-246-6775				
	Wholesaler	THE BELL PUMP COMPANY	209 FORBES AVENUE	NEW HAVEN	CT	06512	203-469-5351				
M13266	Wholesaler	THE BELL PUMP COMPANY	91 CRYSTAL AVENUE	NEW LONDON	CT	06320	860-443-2036	2/6/2017	4	33	0.2728
	Wholesaler	THE BELL PUMP COMPANY	20 VICTORY STREET	STAMFORD	CT	06902	203-324-2139				
M13809	Wholesaler	The Granite Group	464 SOUTH MAIN ST	Colchester	CT	06415	860-537-7600	4/4/2017	0	4	0.0248
	Wholesaler	The Granite Group	464 SOUTH MAIN ST	Colchester	CT	06415	860-537-7600				
M13805	Wholesaler	The Granite Group	1425 GOLD STAR HIGHWAY	Groton	CT	06340	860-629-7700	4/12/2017	0	5	0.031
	Wholesaler	The Granite Group	1425 GOLD STAR HIGHWAY	Groton	CT	06340	860-629-7700				
	Wholesaler	The Granite Group	75 JEFFERSON AVE	New London	CT	06320					
M16349	Wholesaler	The Granite Group	300 SACKETT POINT RD	North Haven	CT	06473		5/17/2017	0	2	0.0124
	Wholesaler	The Granite Group	300 SACKETT POINT RD	North Haven	CT	06473					
	Wholesaler	The Granite Group	55 NORTH MAIN ST	Norwich	CT	06360					
	Wholesaler	The Granite Group	8 CUSTOM DR	Old Saybrook	CT	06475	603-545-3377				
M13808	Wholesaler	THE GRANITE GROUP	873 NORWICH RD	PLAINFIELD	CT	06374	603-545-3377	9/18/2017	0	3	0.0186
	Wholesaler	The Granite Group	71 - 81 FRONT ST	Putnam	CT	06260	603-545-3377				
	HHW	THE METROPOLITAN DISTRICT	555 MAIN STREET	HARTFORD	CT	06103	860 278-7850				
	HVAC Contractor	The Nutmeg Companies Inc	1 Ohio Ave	Norwich	CT	06360					
	Wholesaler	The Otto Company	17 Beaver Brook Rd	Danbury	CT	6810					
M18903	HVAC Contractor	The Shaffer Company	242 Main Street	Bristol	CT	06010	860-583-1363	2/24/2017	1	16	0.2108
M18307	Wholesaler	Torrco	38 Prospect Hill Road	East Windsor	CT	06088		1/24/2017	20	31	0.3658
M15641	Wholesaler	Torrco	87 Union Street	New Haven	CT	06511	203-756-3641	4/18/2017	0	68	0.4836
	Wholesaler	Torrco	261 Oak Avenue	Torrington	CT	06790					
	Wholesaler	TORRINGTON SUPPLY	40 MEAD STREET	STRATFORD	CT	06615	203-381-9340				
	Wholesaler	TORRINGTON SUPPLY	100 N. ELM STREET	WATERBURY	CT	06723	203-465-4287				
	Wholesaler	Torrington Supply Co Inc	22 Shelter Rock Ln #13	Danbury	CT	6810					
M11664	Wholesaler	TOWER EQUIPMENT CO INC	1320 WEST BROAD ST	STRATFORD	CT	06615	203-375-4420	5/23/2017	168	0	1.0416
M11664	Wholesaler	TOWER EQUIPMENT CO INC	1320 WEST BROAD ST	STRATFORD	CT	06615	203-375-4420	5/5/2017	0	69	0.744
M11665	Wholesaler	TOWER EQUIPMENT CO INC	1320 WEST BROAD ST	STRATFORD	CT	06615	203-375-4420	5/19/2017	150	0	0.93
M11665	Wholesaler	TOWER EQUIPMENT CO INC	1320 WEST BROAD ST	STRATFORD	CT	06615	203-375-4420	5/5/2017	0	35	0.4774
M17232	Wholesaler	TOWER EQUIPMENT CO INC	1320 WEST BROAD ST	STRATFORD	CT	06615	203-375-4420	5/30/2017	3	0	0.0186
M17232	Wholesaler	TOWER EQUIPMENT CO INC	1320 WEST BROAD ST	STRATFORD	CT	06615	203-375-4420	6/22/2017	0	31	0.3472
M17232	Wholesaler	TOWER EQUIPMENT CO INC	1320 WEST BROAD ST	STRATFORD	CT	06615	203-375-4420	9/22/2017	0	0	0

Connecticut
2017 Collection Location Summary Report

M17232	Wholesaler	TOWER EQUIPMENT CO INC	1320 WEST BROAD ST	STRATFORD	CT	06615	203-375-4420	5/2/2017	0	48	0.5952
M17232	Wholesaler	TOWER EQUIPMENT CO INC	1320 WEST BROAD ST	STRATFORD	CT	06615	203-375-4420	10/24/2017	79	0	0.4898
M17233	Wholesaler	TOWER EQUIPMENT CO INC	1320 WEST BROAD ST	STRATFORD	CT	06615	203-375-4420	5/5/2017	0	47	0.5828
M17234	Wholesaler	TOWER EQUIPMENT CO INC	1320 WEST BROAD ST	STRATFORD	CT	06615	203-375-4420	4/24/2017	0	45	0.558
M17234	Wholesaler	TOWER EQUIPMENT CO INC	1320 WEST BROAD ST	STRATFORD	CT	06615	203-375-4420	5/11/2017	0	41	0.5642
M17235	Wholesaler	TOWER EQUIPMENT CO INC	1320 WEST BROAD ST	STRATFORD	CT	06615	203-375-4420	6/30/2017	0	51	0.4092
M17235	Wholesaler	TOWER EQUIPMENT CO INC	1320 WEST BROAD ST	STRATFORD	CT	06615	203-375-4420	6/7/2017	0	71	0.7502
M17235	Wholesaler	TOWER EQUIPMENT CO INC	1320 WEST BROAD ST	STRATFORD	CT	06615	203-375-4420	5/4/2017	0	48	0.5952
M17235	Wholesaler	TOWER EQUIPMENT CO INC	1320 WEST BROAD ST	STRATFORD	CT	06615	203-375-4420	9/15/2017	0	38	0.4712
M17236	Wholesaler	TOWER EQUIPMENT CO INC	1320 WEST BROAD ST	STRATFORD	CT	06615	203-375-4420	9/15/2017	0	33	0.4154
M17236	Wholesaler	TOWER EQUIPMENT CO INC	1320 WEST BROAD ST	STRATFORD	CT	06615	203-375-4420	5/18/2017	0	45	0.558
M17236	Wholesaler	TOWER EQUIPMENT CO INC	1320 WEST BROAD ST	STRATFORD	CT	06615	203-375-4420	6/7/2017	0	101	0.6262
M17236	Wholesaler	TOWER EQUIPMENT CO INC	1320 WEST BROAD ST	STRATFORD	CT	06615	203-375-4420	4/24/2017	0	44	0.5456
M17236	Wholesaler	TOWER EQUIPMENT CO INC	1320 WEST BROAD ST	STRATFORD	CT	06615	203-375-4420	10/24/2017	160	0	0.992
M17237	Wholesaler	TOWER EQUIPMENT CO INC	1320 WEST BROAD ST	STRATFORD	CT	06615	203-375-4420	9/20/2017	0	0	0
M17237	Wholesaler	TOWER EQUIPMENT CO INC	1320 WEST BROAD ST	STRATFORD	CT	06615	203-375-4420	5/19/2017	160	0	0.992
M17237	Wholesaler	TOWER EQUIPMENT CO INC	1320 WEST BROAD ST	STRATFORD	CT	06615	203-375-4420	6/9/2017	0	97	0.6014
M17237	Wholesaler	TOWER EQUIPMENT CO INC	1320 WEST BROAD ST	STRATFORD	CT	06615	203-375-4420	5/4/2017	0	60	0.7378
	HHW	Town of Essex Transfer Station & Recycling Center	5 Dump Road	Essex	CT	06426	(860) 767-1926				
	HHW	Town of Granby	15 N. Granby Road	Granby	CT	06035	860-653-8960				
	HHW	Town of Killingworth	323 Route 81	Killingworth	CT	06419	860-663-1765				
	HHW	Town of Manchester Transfer Station	311 Olcott Street	Manchester	CT	06040	860-659-7564				
M17406	HHW	Town of Watertown	91 Burton Street	Watertown	CT	06795	203-982-1037	1/26/2017	0	11	0.0806
	Wholesaler	Trane	145 Main St.	Norwalk	CT	6851					
	Wholesaler	Trane	145 Main Street	Norwalk	CT	6851					
	Wholesaler	Trane Parts Ctr.	571 Broad Street	New London	CT	6320					
	Wholesaler	Trane Supply	485 Ledyard Street	Hartford	CT	06114	860-541-1721				
M12273	Wholesaler	Trane Supply	485 Ledyard Street	Hartford	CT	06114	860-541-1721	4/7/2017	0	16	0.1674
	Wholesaler	Trane Supply	178 Wallace Street	New Haven	CT	06511	860-437-6208				
M18517	Wholesaler	Trane Supply	47 Harbor View Avenue	Stamford	CT	06902	203-295-2170	2/9/2017	0	1	0.0124
	Wholesaler	Trane Supply	47 Harbor View Avenue	Stamford	CT	06902	203-295-2170				
	Wholesaler	TURNER AND HARRISON	54 RESEARCH DRIVE	STANFORD	CT	06906	203-348-6743				
	Wholesaler	United Refrigeration #48	190 Wallace Street	New Haven	CT	06511	203-787-2200				
	Wholesaler	United Refrigeration #G1	230 Wawarme Avenue	Hartford	CT	06114	860-278-9200				
	Wholesaler	United Refrigeration #G6	17 Viaduct Road	Stamford	CT	06907	203-359-4300				
	HVAC Contractor	Valley Energy Co.	321 Albany TPK	Canton	CT	06019	860-693-2401				
	HVAC Contractor	VALLEY OIL	36 BROWNSTONE AVE.	PORTLAND	CT	06480	860-342-6125				
	HVAC Contractor	Viglione Heating and Cooling	259 Commerce St	East Haven	CT	06512	203-467-8388				
	Wholesaler	Viking Supply	31 Connecticut Avenue	Norwich	CT	06360					
	HVAC Contractor	W R Johnson	28 Scofield Avenue	Stamford	CT	06902	203-324-9571				
	Wholesaler	Wallingford Winnelson Co.	1068 N. Farms Road Bldg. 1	Wallingford	CT	06492	203-265-1116				
	HVAC Contractor	Water Systems Solutions	740 Thomaston Road	Watertown	CT	06795					
M19302	HVAC Contractor	WESSON ENERGY	165 RAILROAD HILL STREET	WATERBURY	CT	06708	203-756-7041	5/1/2017	1	86	0.5704
	HVAC Contractor	WESSON ENERGY	165 RAILROAD HILL STREET	WATERBURY	CT	06708	203-756-7041				
M18645	HVAC Contractor	West Side Oil	27 Babbs Road	West Suffield	CT	06093	860-668-4322	4/5/2017	1	13	0.0868
	HVAC Contractor	West Side Oil	27 Babbs Road	West Suffield	CT	06093	860-668-4322				
	HVAC Contractor	White Bowman Plumbing and Heating	266 Sandbank Rd	Cheshire	CT	06410	203-272-3561				
	Wholesaler	Willimantic Winnelson	65 Moalton Ct.	Willimantic	CT	06226					
	Wholesaler	Windsor Winair Co.	25 Bidwell Rd #2	South Windsor	CT	6074					
	HVAC Contractor	WJ Dornfield Co LLC	78 Saltonstall Pkwy	East Haven	CT	06512	203-469-6418				
	HVAC Contractor	Woodcock Refrigeration	30 Kennedy Road	South Windsor	CT	06074					

Connecticut
2017 Collection Location Bin Receipt

Bin Bar Code	Location Type	Name	Street	City	State	Zip Code	Phone	Return Date	Number of Loose Switches	Number of Mercury Thermostats	Total Mercury Volume (lbs.)
M20264	HVAC Contractor	A. E. Olsen Company	1257 Southford Rd.	Southbury	CT	06488	203-264-6571	12/20/2016	1	110	1.054
M18256	Wholesaler	Plimpton & Hills Corp.	92 Research Drive	Stamford	CT	06906	203-965-5959	12/23/2016	0	46	0.3844
M19618	Wholesaler	Sid Harvey Industries	278 RAILROAD HILL ST	WATERBURY	CT	06708	203-756-4480	1/18/2017	173	80	1.7422
M18307	Wholesaler	Torrco	38 Prospect Hill Road	East Windsor	CT	06088		1/24/2017	20	31	0.3658
M17406	HHW	Town of Watertown	91 Burton Street	Watertown	CT	06795	203-982-1037	1/26/2017	0	11	0.0806
M17350	Wholesaler	Portland Winair Co.	70 Tuttle Road	Middletown	CT	06457	860-632-0747	1/27/2017	189	51	1.4942
M18254	Wholesaler	Plimpton & Hills Corp.	146 Kings Highway East	Fairfield	CT	06825	203-332-4273	2/2/2017	0	23	0.1674
M13266	Wholesaler	THE BELL PUMP COMPANY	91 CRYSTAL AVENUE	NEW LONDON	CT	06320	860-443-2036	2/6/2017	4	33	0.2728
M15140	Wholesaler	RE MICHEL CO INC.	840 ACCESS ROAD	STRATFORD	CT	06615	203-380-9382	2/7/2017	3	76	0.5146
M10630	Wholesaler	R.E. MICHEL COMPANY, INC	295 MURPHY ROAD	HARTFORD	CT	06114	800-293-0810	2/8/2017	0	122	0.8308
M10629	Wholesaler	R.E. MICHEL COMPANY, INC	295 MURPHY ROAD	HARTFORD	CT	06114	800-293-0810	2/9/2017	0	139	0.8742
M18517	Wholesaler	Trane Supply	47 Harbor View Avenue	Stamford	CT	06902	203-295-2170	2/9/2017	0	1	0.0124
M17662	Wholesaler	Carrier Enterprise	4 Wilton Ave.	Norwalk	CT	06851	203-840-4949	2/22/2017	0	26	0.279
M12808	HVAC Contractor	DANIELS OIL CO., INC.	8 HIGH STREET PO BOX 32	PORTLAND	CT	06480	860-342-3778	2/23/2017	14	103	0.7688
M12809	HVAC Contractor	DANIELS OIL CO., INC.	8 HIGH STREET PO BOX 32	PORTLAND	CT	06480	860-342-3778	2/23/2017	13	105	0.868
M18903	HVAC Contractor	The Shaffer Company	242 Main Street	Bristol	CT	06010	860-583-1363	2/24/2017	1	16	0.2108
M12158	HVAC Contractor	Kasden Fuel	340 Tolland Street	East Hartford	CT	06108	860-289-5431	4/3/2017	0	6	0.0434
M18258	Wholesaler	Plimpton & Hills Corp.	401 New State Road	Manchester	CT	06040	860-533-1108	4/3/2017	0	12	0.0744
M17328	HVAC Contractor	Automatic TLC	64 Oakland Avenue	East Hartford	CT	06108	860-528-4328	4/4/2017	0	119	0.775
M18653	Wholesaler	FW Webb	150 Locust St	Hartford	CT	06114	(860) 522-9322	4/4/2017	2	1	0.0186
M13809	Wholesaler	The Granite Group	464 SOUTH MAIN ST	Colchester	CT	06415	860-537-7600	4/4/2017	0	4	0.0248
M18257	Wholesaler	Plimpton & Hills Corp.	189 Chestnut Street	New Britain	CT	06050	860-229-2076	4/5/2017	1	56	0.3534
M18259	Wholesaler	Plimpton & Hills Corp.	210 East Canaan Road (Rt.44)	East Canaan	CT	06024	860-824-7942	4/5/2017	0	25	0.1674
M18261	Wholesaler	Plimpton & Hills Corp.	1415 East Main Street	Torrington	CT	06790	860-482-0238	4/5/2017	6	37	0.3472
M18661	Wholesaler	Supply New England	235 Newfield Ave.	West Hartford	CT	06106	860-953-7701	4/5/2017	0	22	0.1798
M18645	HVAC Contractor	West Side Oil	27 Babbs Road	West Suffield	CT	06093	860-668-4322	4/5/2017	1	13	0.0868
M13262	Wholesaler	BELL SIMON CO.	319 MURPHY ROAD	HARTFORD	CT	06114	860-525-6675	4/7/2017	2	20	0.2232
M12273	Wholesaler	Trane Supply	485 Ledyard Street	Hartford	CT	06114	860-541-1721	4/7/2017	0	16	0.1674
M18251	Wholesaler	Plimpton & Hills Corp	2 Brainard Road	Hartford	CT	06114	860-522-4233	4/10/2017	3	65	0.496
M11091	Wholesaler	Sid Harvey Industries	206 MURPHY RD.	HARTFORD	CT	06114	860-524-0250	4/10/2017	0	57	0.5394
M18218	Wholesaler	Sid Harvey	266 Bridge St.	Groton	CT	06340	860-448-4949	4/12/2017	2	34	0.248
M17903	HHW	Southeast Connecticut Regional Resources Recovery Authority	7 Hurlbutt Road	Gales Ferry	CT	06335	860-381-5558	4/12/2017	3	61	0.4216
M13805	Wholesaler	The Granite Group	1425 GOLD STAR HIGHWAY	Groton	CT	06340	860-629-7700	4/12/2017	0	5	0.031
M18651	Wholesaler	FW Webb Company	737 Bank St.	Waterbury	CT	06708	203-574-5959	4/14/2017	0	48	0.341
M18414	Wholesaler	N&S Supply	15 Starr Road	Danbury	CT	06810	203-791-9300	4/14/2017	0	65	0.5022
M20263	Wholesaler	Plimpton & Hills Corp.	30 Federal Road	Danbury	CT	06810	203-743-9221	4/14/2017	0	12	0.1798
M14258	Wholesaler	Sid Harvey Industries	17 EAGLE RD.	DANBURY	CT	06810	203-778-8888	4/14/2017	0	25	0.2046
M17487	Wholesaler	Essex Winnelson Company	186 Westbrook Road	Essex	CT	06426	860-767-0134	4/17/2017	0	22	0.1364
M18652	Wholesaler	FW Webb	650 Ella T Grasso Blvd	New Haven	CT	06519	203-865-6124	4/18/2017	0	9	0.0558
M12153	HVAC Contractor	Petro	212 Elm Street	North Haven	CT	06473	(203) 985-4551	4/18/2017	0	96	0.6076
M18205	Wholesaler	Sid Harvey	75 Hamilton St.	New Haven	CT	06511	203-787-0251	4/18/2017	0	66	0.434
M13095	Wholesaler	STAR SUPPLY COMPANY	118 GANDO DRIVE	NEW HAVEN	CT	06513	(203)772-2240	4/18/2017	0	90	0.7316
M15641	Wholesaler	Torrco	87 Union Street	New Haven	CT	06511	203-756-3641	4/18/2017	0	68	0.4836
M17397	HVAC Contractor	DDL Energy	410 Bank Street	New London	CT	06320	860-237-2777	4/20/2017	0	49	0.3038
M18199	Wholesaler	Bell Simons CO.	805 Wood Ave	Bridgeport	CT	06604	203-335-5569	4/21/2017	0	75	0.5022
M17813	Wholesaler	Johnstone Supply	156 Magee Avenue	Stamford	CT	06902	203-359-2626	4/21/2017	0	36	0.3968
M14628	HVAC Contractor	ENVIRONMENTAL CONTROL, INC.	1265 WOODEND ROAD	STRATFORD	CT	06615	203-375-5228	4/24/2017	0	32	0.2232

Connecticut
2017 Collection Location Bin Receipt

M17814	Wholesaler	Johnstone Supply	21 Shady Street	Milford	CT	06460	203-882-5550	4/24/2017	0	39	0.248
M10828	Wholesaler	SHELTON WINAIR CO.,	740 RIVER ROAD	SHELTON	CT	06484	203-929-6319	4/24/2017	0	19	0.124
M17234	Wholesaler	TOWER EQUIPMENT CO INC	1320 WEST BROAD ST	STRATFORD	CT	06615	203-375-4420	4/24/2017	0	45	0.558
M17236	Wholesaler	TOWER EQUIPMENT CO INC	1320 WEST BROAD ST	STRATFORD	CT	06615	203-375-4420	4/24/2017	0	44	0.5456
M17660	Wholesaler	Carrier Enterprise	70 Meadow Street	Hartford	CT	06114	860-296-4533	4/25/2017	0	6	0.062
M14507	Wholesaler	Johnstone Supply	255 Locust Street	Hartford	CT	06114	860-727-9699	4/25/2017	0	85	0.6448
M10603	Wholesaler	R.E. MICHEL COMPANY, INC	91 PRESTIGE PARK CIRCLE, UNIT 4	EAST HARTFORD	CT	06108	860-289-1545	4/26/2017	1	88	0.5952
M19302	HVAC Contractor	WESSON ENERGY	165 RAILROAD HILL STREET	WATERBURY	CT	06708	203-756-7041	5/1/2017	1	86	0.5704
M19619	Wholesaler	Sid Harvey Industries	278 RAILROAD HILL ST	WATERBURY	CT	06708	203-756-4480	5/2/2017	120	49	1.0974
M17232	Wholesaler	TOWER EQUIPMENT CO INC	1320 WEST BROAD ST	STRATFORD	CT	06615	203-375-4420	5/2/2017	0	48	0.5952
M17235	Wholesaler	TOWER EQUIPMENT CO INC	1320 WEST BROAD ST	STRATFORD	CT	06615	203-375-4420	5/4/2017	0	48	0.5952
M17237	Wholesaler	TOWER EQUIPMENT CO INC	1320 WEST BROAD ST	STRATFORD	CT	06615	203-375-4420	5/4/2017	0	60	0.7378
M11664	Wholesaler	TOWER EQUIPMENT CO INC	1320 WEST BROAD ST	STRATFORD	CT	06615	203-375-4420	5/5/2017	0	69	0.744
M11665	Wholesaler	TOWER EQUIPMENT CO INC	1320 WEST BROAD ST	STRATFORD	CT	06615	203-375-4420	5/5/2017	0	35	0.4774
M17233	Wholesaler	TOWER EQUIPMENT CO INC	1320 WEST BROAD ST	STRATFORD	CT	06615	203-375-4420	5/5/2017	0	47	0.5828
M17234	Wholesaler	TOWER EQUIPMENT CO INC	1320 WEST BROAD ST	STRATFORD	CT	06615	203-375-4420	5/11/2017	0	41	0.5642
M18605	Wholesaler	Robinson Supply CO	226 Prestige Parkway	Hartford	CT	06108	860-291-9260	5/17/2017	0	1	0.0062
M16349	Wholesaler	The Granite Group	300 SACKETT POINT RD	North Haven	CT	06473		5/17/2017	0	2	0.0124
M17236	Wholesaler	TOWER EQUIPMENT CO INC	1320 WEST BROAD ST	STRATFORD	CT	06615	203-375-4420	5/18/2017	0	45	0.558
M11665	Wholesaler	TOWER EQUIPMENT CO INC	1320 WEST BROAD ST	STRATFORD	CT	06615	203-375-4420	5/19/2017	150	0	0.93
M17237	Wholesaler	TOWER EQUIPMENT CO INC	1320 WEST BROAD ST	STRATFORD	CT	06615	203-375-4420	5/19/2017	160	0	0.992
M11664	Wholesaler	TOWER EQUIPMENT CO INC	1320 WEST BROAD ST	STRATFORD	CT	06615	203-375-4420	5/23/2017	168	0	1.0416
M17232	Wholesaler	TOWER EQUIPMENT CO INC	1320 WEST BROAD ST	STRATFORD	CT	06615	203-375-4420	5/30/2017	3	0	0.0186
M17403	HHW	Housatonic Resources Recovery Authority	162 Whisconier Road	Brookfield	CT	06804	203-775-6256	5/31/2017	0	60	0.4774
M17235	Wholesaler	TOWER EQUIPMENT CO INC	1320 WEST BROAD ST	STRATFORD	CT	06615	203-375-4420	6/7/2017	0	71	0.7502
M17236	Wholesaler	TOWER EQUIPMENT CO INC	1320 WEST BROAD ST	STRATFORD	CT	06615	203-375-4420	6/7/2017	0	101	0.6262
M17371	HVAC Contractor	R&B Refrigeration Inc.	18 Graves Avenue	Guilford	CT	06437	203-453-6831	6/8/2017	0	39	0.3286
M17237	Wholesaler	TOWER EQUIPMENT CO INC	1320 WEST BROAD ST	STRATFORD	CT	06615	203-375-4420	6/9/2017	0	97	0.6014
M18293	Wholesaler	B. Lipnick Supply Co., Inc.	2016 Main Street	Bridgeport	CT	06604	203-334-6191	6/14/2017	0	37	0.5022
M17232	Wholesaler	TOWER EQUIPMENT CO INC	1320 WEST BROAD ST	STRATFORD	CT	06615	203-375-4420	6/22/2017	0	31	0.3472
M14075	Retailer	MONTVILLE HARDWARE	907 RT 32	UNCASVILLE	CT	06382	860-848-3616	6/23/2017	2	25	0.2542
M18171	Wholesaler	F.W. Webb	570 Vauxhall Street Ext	Waterford	CT	06385	860-629-5900	6/26/2017	0	41	0.372
M18225	HVAC Contractor	Brothers Oil Company	486 School St.	East Hartford	CT	06108	860-289-9468	6/30/2017	0	1	0.0062
M19660	Wholesaler	FW Webb	200 Richmond Hill Ave.	Stamford	CT	06902	203-325-1355	6/30/2017	0	1	0.0062
M17235	Wholesaler	TOWER EQUIPMENT CO INC	1320 WEST BROAD ST	STRATFORD	CT	06615	203-375-4420	6/30/2017	0	51	0.4092
M12069	HVAC Contractor	Stafford Mechanical Services	4 Industrial Park Drive	Stafford Springs	CT	06076	860-684-9485	7/7/2017	0	16	0.1736
M18171	Wholesaler	F.W. Webb	570 Vauxhall Street Ext	Waterford	CT	06385	860-629-5900	7/13/2017	4	74	0.5208
M19630	Wholesaler	JOHNSTONE SUPPLY CO	21 SHADY STREET	MILFORD	CT	06460	203-881-5550	8/2/2017	1	41	0.3162
M10738	Wholesaler	R.E. MICHEL COMPANY, INC	91 PRESTIGE PARK CR. UNIT 4	EAST HARTFORD	CT	06108	860-289-1545	9/14/2017	0	122	0.7874
M17235	Wholesaler	TOWER EQUIPMENT CO INC	1320 WEST BROAD ST	STRATFORD	CT	06615	203-375-4420	9/15/2017	0	38	0.4712
M17236	Wholesaler	TOWER EQUIPMENT CO INC	1320 WEST BROAD ST	STRATFORD	CT	06615	203-375-4420	9/15/2017	0	33	0.4154
M13808	Wholesaler	THE GRANITE GROUP	873 NORWICH RD	PLAINFIELD	CT	06374	603-545-3377	9/18/2017	0	3	0.0186
M17237	Wholesaler	TOWER EQUIPMENT CO INC	1320 WEST BROAD ST	STRATFORD	CT	06615	203-375-4420	9/20/2017	0	0	0
M17232	Wholesaler	TOWER EQUIPMENT CO INC	1320 WEST BROAD ST	STRATFORD	CT	06615	203-375-4420	9/22/2017	0	0	0
M17661	Wholesaler	Carrier Enterprise	185 Wallall Street	New Haven	CT	06511	203-821-3033	9/27/2017	0	68	0.4216
M17815	Wholesaler	Johnstone Supply	255 Locust Street	Hartford	CT	06114	860-727-9699	9/29/2017	355	51	2.6598
M19763	HVAC Contractor	SolarCity	714 Brook St.	Rocky Hill	CT	06067	860-670-9308	10/2/2017	0	16	0.0992
M19975	HVAC Contractor	Ruotolo Mechanical	29 Printers Lane	New Haven	CT	06519	203-772-1563	10/4/2017	0	9	0.0558
M17232	Wholesaler	TOWER EQUIPMENT CO INC	1320 WEST BROAD ST	STRATFORD	CT	06615	203-375-4420	10/24/2017	79	0	0.4898
M17236	Wholesaler	TOWER EQUIPMENT CO INC	1320 WEST BROAD ST	STRATFORD	CT	06615	203-375-4420	10/24/2017	160	0	0.992
M14157	HVAC Contractor	CMC Energy Services	60 Old Church Street	Yalesville	CT	06492	888-403-3500	11/7/2017	0	98	0.62
M20699	HVAC Contractor	Ruotolo Mechanical	29 Printers Lane	New Haven	CT	06519	203-772-1563	11/17/2017	0	0	0
M17403	HHW	Housatonic Resources Recovery Authority	162 Whisconier Road	Brookfield	CT	06804	203-775-6256	11/22/2017	1	40	0.3472

Connecticut
2017 Collection Location Bin Receipt

M18199	Wholesaler	Bell Simons CO.	805 Wood Ave	Bridgeport	CT	06604	203-335-5569	11/30/2017	155	6	0.9982
--------	------------	-----------------	--------------	------------	----	-------	--------------	------------	-----	---	--------

Connecticut
2017 Collection Location Container Requests

Bin Assignment Date	Container	Bin: Bin Bar Code	Location Type	Name	Street	City	State	Zip Code	County
1/5/2017	Bin	M20283	HHW	Town of Essex Transfer Station & Recycling Center	5 Dump Road	Essex	CT	06426	Middlesex
5/2/2017	Bin	M20501	Wholesaler	Lennox Parts Plus	110 Murphy Road	Hartford	CT	06114	Hartford
6/30/2017	Bin	M20585	Wholesaler	Portland Winair Co.	70 Tuttle Road	Middletown	CT	06457	Middlesex
6/30/2017	Bin	M20586	Wholesaler	United Refrigeration #G6	17 Viaduct Road	Stamford	CT	06907	Fairfield
9/15/2017	Bin	M20654	HVAC Contractor	Avalon Bay Communities - Do not return	50 Forest Street	Stamford	CT	06901	Fairfield
9/15/2017	Bin	M20655	HVAC Contractor	Avalon Bay Communities - Do not return	50 Forest Street	Stamford	CT	06901	Fairfield
9/15/2017	Bin	M20656	HVAC Contractor	Avalon Bay Communities - Do not return	50 Forest Street	Stamford	CT	06901	Fairfield
9/15/2017	Bin	M20657	HVAC Contractor	Avalon Bay Communities - Do not return	50 Forest Street	Stamford	CT	06901	Fairfield
9/15/2017	Bin	M20658	HVAC Contractor	Avalon Bay Communities - Do not return	50 Forest Street	Stamford	CT	06901	Fairfield
10/18/2017	Bin	M20687	Wholesaler	FW Webb	150 Locust St	Hartford	CT	06114	Hartford
10/30/2017	Bin	M20699	HVAC Contractor	Ruotolo Mechanical	29 Printers Lane	New Haven	CT	06519	New Haven
12/15/2017	Pail	10227	Wholesaler	Carrier Enterprise	70 Meadow Street	Hartford	CT	06114	Hartford County
12/15/2017	Pail	10224	Wholesaler	Commerical Heating Supply	85 James Street	East Hartford	CT	06108	Hartford County
12/15/2017	Pail	10232	Wholesaler	F.W. Webb	570 Vauxhall Street Ext	Waterford	CT	06385	New London County
12/15/2017	Pail	10228	Wholesaler	FW Webb	150 Locust St	Hartford	CT	06114	Hartford County
12/15/2017	Pail	10239	Wholesaler	FW Webb	200 Richmond Hill Ave.	Stamford	CT	06902	Fairfield County
12/15/2017	Pail	10225	Contractor	Kasden Fuel	340 Tolland Street	East Hartford	CT	06108	Hartford County
12/15/2017	Pail	10223	Wholesaler	New Britain Supply	154 Woodlawn Road	Berlin	CT	06037	Hartford County
12/15/2017	Pail	10229	Wholesaler	Plimpton & Hills Corp	2 Brainard Road	Hartford	CT	06114	Hartford County
12/15/2017	Pail	10233	Wholesaler	Plimpton & Hills Corp.	24 Nod Road	Clinton	CT	06413	Middlesex County
12/15/2017	Pail	10238	Contractor	Quality Mechanical Service	95 Turner Avenue	Torrington	CT	06790	Litchfield County
12/15/2017	Pail	10226	Wholesaler	Robinson Supply CO	226 Prestige Parkway	Hartford	CT	06108	Hartford County
12/15/2017	Pail	10235	Wholesaler	Supply New England	640 Bost Post Road	Guilford	CT	06437	New Haven County
12/15/2017	Pail	10231	Wholesaler	The Granite Group	1425 GOLD STAR HIGHWAY	Groton	CT	06340	New London County
12/15/2017	Pail	10234	Wholesaler	The Granite Group	464 SOUTH MAIN ST	Colchester	CT	06415	New London County
12/15/2017	Pail	10236	Wholesaler	The Granite Group	300 SACKETT POINT RD	North Haven	CT	06473	New Haven County
12/15/2017	Pail	10240	Wholesaler	Trane Supply	47 Harbor View Avenue	Stamford	CT	06902	Fairfield County
12/15/2017	Pail	10230	Wholesaler	United Refrigeration #G1	230 Wawarme Avenue	Hartford	CT	06114	Hartford County
12/15/2017	Pail	10237	Wholesaler	Wallingford Winnelson Co.	1068 N. Farms Road Bldg. 1	Wallingford	CT	06492	New Haven County