

VIA EMAIL and US Mail

April 1, 2017

Mr. James Jennings
Acting Manager, Waste Reduction and Compliance Section
Bureau of Land
Illinois Environmental Protection Agency
1021 North Grand Ave. East
Springfield, Illinois 62794

Subject: Thermostat Recycling Corporation's 2016 Annual Report

Dear Mr. Jennings:

In many ways, the start of 2017 marks a new beginning for the TRC. We remain true to our core mission of recycling mercury-containing thermostats throughout the contiguous 48 states, but now our methods for doing so are more aligned. In this annual report, you will learn about our enhancements, but here are a few I'd like to share with you:

- **Relocated corporate headquarters to Fort Washington, PA in Dec. 2016.** This cost-saving move allows us to be more centrally located to states which have mandatory manufacture funding requirements.
- **Enhanced educational activities while reducing our organization's environmental footprint.** With more online and digital marketing engagement, TRC is better able to target our audiences, use the right messaging for each, and employ analytics to continually gauge our effectiveness.

In addition to the aforementioned enhancements, TRC enjoyed the following results in Illinois:

- The program collected 9,896 thermostats in 2016 equaling 78 pounds of mercury.
- 54% of the partner locations returned at least one bin compared to a national average of 44%.
- The counties with the most bins returned in 2016 were Cook (73 bins), DuPage (33 bins), and Winnebago (8 bins each).

Lastly, TRC has reformatted its annual report. This year's report still contains the required data you rely on, but with a more streamlined presentation to help you find what you are looking for with greater ease.

If the department wishes to discuss this or other TRC business, please don't hesitate to contact me directly at 571-302-0877.

Sincerely yours,



Ryan L Kiscaden
Executive Director
P: 267.513.1727

E: ryan.kiscaden@thermostat-recycle.org

500 Office Center Drive, Suite 400 | Fort Washington, PA 19034



An industry-funded nonprofit recycling mercury thermostats since 1998

ILLINOIS ANNUAL REPORT

FY 2016

TABLE OF CONTENTS

Illinois Collections2

Program Education and Outreach8

Total Program Expenses 23

2017 Program Implementation 26

Evaluation.....28

Appendices 53

ILLINOIS COLLECTIONS

In 2016, TRC recovered 78 pounds of mercury from the equivalent of 10,722 mercury thermostats. A total of 9,896 intact mercury thermostats and 1,086 mercury thermostat switches were recovered from Illinois collection locations in 2016.

TRC recovered thermostats from HVAC wholesale distributor collection locations (62%), contractor locations (34%) HHW locations (2%), and retail locations (1%).

Illinois established a performance requirement for manufacturers to collect 25,000 thermostats for 2016 by statute. TRC did not achieve the performance requirement in 2016.

EXHIBIT 1: 2016 ILLINOIS COLLECTIONS BY BRAND

<u>Brand Holder</u>	<u>Thermostats</u>	<u>Count Switches</u>	<u>Pounds Mercury</u>
Bard Manufacturing Corporation	3	6	0.0372
Burnham Holdings, Inc	1	1	0.0062
Carrier Corporation	350	469	2.9078
Chromalox	0	0	0
Climate Master, Inc.	5	5	0.031
Crane Company	0	0	0
Emerson Electric Corporation/White Rodgers	1097	1221	7.5702
Empire Comfort Systems	1	1	0.0062
General Electric Corporation	27	84	0.5208
Goodman Global	68	86	0.5332
Honeywell Corporation	7078	8016	49.6992
Hunter Fan Company	2	2	0.0124
Invensys LLC	52	52	0.3224
ITT Corporation	25	25	0.155
Lear Siegler (Original Charter Corporation)	1	1	0.0062
Lennox International Inc.	455	620	3.844
Lux Products Corporation	57	59	0.3658
Marley-Wylain Company	3	3	0.0186
McQuay International	0	0	0
Nortek Global HVAC	11	12	0.0744
Rheem Manufacturing Company	77	81	0.5022

ILLINOIS COLLECTIONS

Sears Holdings	93	97	0.6014
Taco Comfort Solutions	2	2	0.0124
TPI Corporation	1	1	0.0062
Trane Residential Systems	109	228	1.4136
Uponor, Inc	0	0	0
Vaillant Corporation	3	3	0.0186
W. W. Grainger, Inc.	15	15	0.093
York/Johnson Controls	90	138	0.8556
--Non-Member Brands--			
afco	3	3	0.0186
AIRTEMP	1	1	0.0062
AMERICAN STABILIS	9	9	0.0558
ATOMATIC	1	1	0.0062
AUTOMATIC	2	2	0.0124
Climatrol	4	5	0.031
colonial	1	1	0.0062
DOLE	34	34	0.2108
Dunham Busch	1	1	0.0062
JADE	173	173	1.0726
Mini Vector	2	2	0.0124
Minivector	1	1	0.0062
Montgomery Wards	3	4	0.0248
MUELLER CLIMATE	2	2	0.0124
MUELLER CLIMATROL	1	1	0.0062
ROBERT GORDON	1	1	0.0062
STEWART WARNER	1	1	0.0062
SWEAT WARNER	4	4	0.0248
TEMP-STAT	1	1	0.0062
TRIAD	4	4	0.0248
wards	3	3	0.0186
-NOM (Manufacturer not identifiable)-			
NOM	18	20	0.124
Loose Switches	0	1086	6.7332
TOTAL	9,896	12,588	78.05

ILLINOIS COLLECTIONS

TRC RECYCLING BIN ORDERS

TRC staff distributed 635 bins as opposed to 864 bins in 2015. The highest incidents of orders came from Connecticut (137), California (91), and Massachusetts (88).

WASTE MERCURY-ADDED THERMOSTAT MANAGEMENT – HONEYWELL INTERNATIONAL (1/01/2016 – 12/19/2016)

As in previous years, in the first eleven and a half months of 2016, TRC's bins with waste mercury-switch thermostats were received at the fulfillment/processing center in Golden Valley, Minnesota. The facility is owned and operated by Honeywell International under contract with TRC.

Bins were received at the loading dock and sent to the TRC processing area. The bin and plastic liner were opened and the contents were identified, sorted, and tallied. The following data was recorded for each bin returned and processed: bin number, business name (location name), city, state, zip code, date returned, number of thermostats and mercury switches by manufacturer and any non-conforming material.

The bin was returned to the location that sent it in with a new prepaid address label within 72 hours of receipt. The thermostats were stored and staged in a plastic lined carton in a storage area for final processing. The containers were dated and processed in order received, first in-first out.

The containers were returned from the storage area to the TRC processing area to have the mercury bulbs removed from the plastic housing. Universal Waste Regulations require the disposal of waste within 12 months of generation. TRC's processor requires that the disposal occur within 6 months of generation and TRC follows the more stringent requirement. Small quantities of thermostats were removed from the container, which was then closed again, and placed at the bulb removal workstation on a tray that contains any potential mercury spillage. The bulbs were removed from the thermostats and placed into a 2-quart container at the work station. If a bulb broke and the mercury spilled, the work area was designed to contain the spillage and the

ILLINOIS COLLECTIONS

operators were trained in the clean-up and disposal of mercury. The TRC processing area was equipped with special mercury vacuum cleaners and the work area was vacuumed at the end of the work day to assure that any spillage was cleaned up and not left to evaporate.

The 2-quart containers were emptied into a special 55-gallon drum which was labeled and dated according to regulations. The drum was sealed with a band and only opened when contents were being added to it. Special negative pressure venting assured any fumes were drawn away and vented when the drum was opened.

The 55-gallon drum was then shipped to Veolia Environmental Services in Port Washington, Wisconsin for final processing of the mercury ampoules (switches). Veolia Environmental Services met or exceeded all local, state, federal and EPA regulations for the management of the product. Veolia's approvals for mercury recovery/recycling included:

- EPA - identification WIR000130591 (Veolia Environmental Services, Inc.)
- EPA BDAT Requirement - satisfied by all recovery operations
- CERCLA (Comprehensive Environmental Response Compensation and Liability Act)
- Wisconsin Department of Natural Resources

All facilities processing thermostats shipped to TRC follow all EPA guidelines and regulations. TRC had a facility license from Hennepin County Minnesota for the operation of the TRC. Honeywell, Inc. had a Hazardous Waste Generator license from Hennepin County. All persons who handled mercury thermostats as part of the TRC operation received training in the handling of Hazardous Waste and Universal Waste.

WASTE MERCURY-ADDED THERMOSTAT MANAGEMENT – VEOLIA (12/19/2016 – 12/31/2016)

In late November, TRC created a letter that was placed in outbound bins sent from its new processing center, Veolia, to participants in the program. The letter informed recipients that TRC

ILLINOIS COLLECTIONS

would be relocating to Fort Washington, PA and that Veolia would be taking over the processing of collected thermostats for the next three years.

Beginning December 19, 2016, bins with waste mercury-switch thermostats were received at a new fulfillment/inventory center in Port Washington, Wisconsin (WIR000130591). The facility is owned and operated by Veolia ES Technical Solutions, L.L.C. (Veolia) under contract with TRC.

Bins are received at the loading dock and sent to the TRC inventory area. The bin and plastic liner are opened and the contents are identified, sorted, and tallied. The following data is recorded for each bin returned and processed: bin number, business name (location name), city, state, zip code, date returned, number of thermostats and mercury switches by manufacturer and any non-conforming material.

The bin is returned to the location that sent it in with a new prepaid address label within 72 hours of receipt. The thermostats are stored and staged in a plastic lined carton in a storage area for final processing. The containers are dated and processed in order received, first in-first out.

The thermostats and any loose bulb collected from the bins are consolidated into a special 55-gallon drum which is labeled and dated according to regulations. The drum is sealed with a band and is only opened when contents are being added to it. Special negative pressure venting assures any fumes are captured and vented when the drum is opened.

The 55-gallon drum is then shipped to Veolia's mercury recovery facility (WID988566543) for final processing of the mercury ampoules (switches) Veolia Environmental Services meets or exceeds all local, state, federal and EPA regulations for the management of the product.

The containers are returned from the storage area to the mercury recovery processing area to have the mercury bulbs removed from the plastic housing. Universal Waste Regulations require the recycling and disposal of waste within 12 months of acceptance at the processing facility.

ILLINOIS COLLECTIONS

Small quantities of thermostats are removed from the container, which is then closed again, a spillage. The bulbs are removed from the thermostats and placed into processing vessel at the work station. Once the processing vessel is full, the vessel is loaded into the mercury recovery retort oven.

If a bulb breaks and the mercury spills, the work area is designed to contain the spillage and the operators are trained in the clean-up and disposal of mercury. The TRC inventory and processing areas are equipped with special mercury vacuum cleaners and the work area is vacuumed at the end of the work day to assure that any spillage is cleaned up and not left to evaporate.

Veolia meets or exceeds all local, state, federal and EPA regulations for the management of the product. The mercury recovery facility and process are permitted by the Wisconsin Department of Natural Resources. Veolia's approvals for mercury recovery/recycling include:

- EPA - identification WID988566543
- Hazardous Waste Storage License #6008
- Hazardous Waste Treatment License (Mercury Recovery Operations) #4585
- Air Operation Permit #246076050-S01
- Storm Water General Permit #WI-S067857-4

In addition to the regulatory permits, both Veolia Port Washington facilities have developed and maintains management systems in accordance with ISO 14001-2004, OHSAS 18001-2007, and Responsible Recycling (R2:2013) Practice. All persons who handle mercury thermostats as part of the TRC operation receive training in the handling of Hazardous Waste and Universal Waste.

PROGRAM EDUCATION AND OUTREACH (NATIONAL AND ILLINOIS)

NEW LEADERSHIP

In March, TRC's Board of Directors announced the promotion and appointment of its Director of National Accounts, Ryan Kiscaden, to the role of Executive Director. The announcement reaffirmed the Board's commitment to the extended producer responsibility stewardship program.

PROGRAM REVISIONS FOR 2016-2017

On September 14, 2016, TRC submitted program revisions for 2016-2017 to the Illinois Environmental Protection Agency (IEPA). On December 8, 2016, TRC re-submitted the document with IEPA comments addressed (Appendix 5).

TRC is making tremendous progress in satisfying modification requirements in the state. An update of accomplishments follow:

- Announced Franklin Energy as Collection Partner of the Month for March. This announcement appears on the [TRC website](#), and earned industry and trade press attention through a press release disseminated through PRNewswire.
- Sent letters sent to HHWs throughout the state offering a public awareness campaign poster in both English and Spanish.
- Sent letters to HVAC contractors statewide offering free collection bins to each facility.
- Worked in conjunction with ACCA to provide free bins and mercury-containing thermostat compliance handbooks to its membership.
- Contracted with a service provider, Center for Ecotechnology (CET) to visit HHW facilities throughout the state to raise awareness about the product takeback program, offer free bins, and sweep facilities for any forgotten devices. Also, to visit current collection locations and large HVAC contractors

PROGRAM EDUCATION AND OUTREACH (NATIONAL AND ILLINOIS)

DIRECT MAIL AND EMAIL COMMUNICATIONS

TRC utilized direct mail throughout the year to target collection locations, HVAC wholesalers, HVAC contractors and their technicians' implementers hired by utility companies, household hazardous waste (HHW) facilities.

HVAC INDUSTRY

- To encourage collection point participation and to stimulate the timely return of TRC collection containers, TRC mailed reminder postcards to collection points that had not returned a TRC container within the last 12 months (in accordance with Illinois state regulations). TRC mailed 218 reminders in March, 171 in July, and 266 in November.
- Throughout the year TRC sent letters and emails with the purpose of informing and/or reminding recipients about TRC's program and to encourage them to directly to participate. These communications included:
 - 12 letters to wholesalers in Illinois not participating in TRC's program
 - 292 emails sent to HVAC contractors in July (National)
 - 279 letters sent to the One Hour Heating and Air Conditioning franchise group in December (National)
 - 267 emails to HVAC contractors in the TRC program in the form of a miss you email (National)

UTILITY IMPLEMENTERS

TRC again worked with Cadmus to do research on energy efficiency companies for TRC to approach in 2016. Throughout the year TRC sent letters and emails with the purpose of informing recipients about TRC's program and to encourage them to directly to participate. This communication included:

- 5 letters sent to Illinois Franklin Energy locations in May
- A letter to Willdan

PROGRAM EDUCATION AND OUTREACH (NATIONAL AND ILLINOIS)

- An email sent to AESP members in March that also provided examples of other implementers using the program. (National)
- 119 emails to utility companies in May offering resources to assist in ensuring they were compliant with regulations related to mercury thermostat disposal. TRC implemented A/B testing with this email. A/B email testing allows for different messaging to an email list to test effectiveness. TRC sent this email to utility companies and randomized the list into two sets of 67 recipients. The “A” list’s messaging lead with details on how to implement mercury thermostat recycling into RFPs and was then followed by compliance language. The “B” list’s messaging reversed the order of the messaging, and also had a different subject line. (National)
- 793 letters sent to home automation contractors residing in mandatory states (CA, CT, IL, IA, ME, MA, MN, MT, NH, NY, PA, RI and VT) in September

HOUSEHOLD HAZARDOUS WASTE (HHW) INDUSTRY

- In July, TRC created a new 11x17 sized poster (Exhibit 2) for HHWs to use in their facilities to promote TRC’s program. To distribute the poster, TRC sent a letter accompanying the poster to every current HHW location in TRC’s system at the time (640). Additionally, every new HHW bin order after July 13th contained one of these new posters. (National)
- TRC sent an email to 60 HHW locations encouraging direct participation in the program. It received 10 responses and 3 bin orders. (National)
- In October TRC sent an infographic to 1,345 HHWs across the nation through a list acquired from PaintCare (Exhibit 3). The infographic provided information about TRC’s program and offered a free recycling bin. (National)
- Also in October, TRC in concert with Covanta sponsors an HHW mercury thermostat take-back day in Kent County, MI and offers to pay carbon credits for each thermostat turned in as part of the promotion. (National)

PROGRAM EDUCATION AND OUTREACH (NATIONAL AND ILLINOIS)

EXHIBIT 2: HHW POSTER

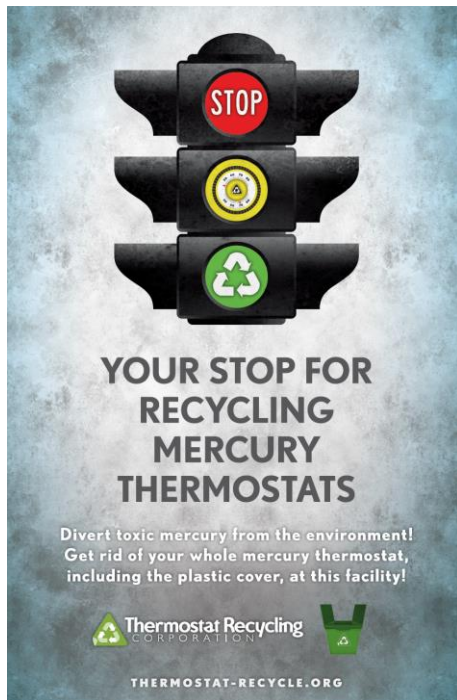


EXHIBIT 3: INFOGRAPHIC TO HHW LOCATIONS



PROGRAM EDUCATION AND OUTREACH (NATIONAL AND ILLINOIS)

ADVERTISING

In January, TRC launched a new branding campaign targeted at the HVAC industry: “Recycle every mercury thermostat, every time” (Exhibit 4). The campaign messaging is based off frequent feedback TRC staff receives from contractors, who tend to comment, “What’s the big deal about mercury? I used to play with it in school as a kid.” This messaging compares mercury thermostats to kids playing with HVAC tools. HVAC tools are safe when used properly, just like mercury thermostats are safe when recycled and disposed of properly.

Additionally, Ferguson, a top-rated wholesale supplier of commercial and residential plumbing supplies, supported this campaign by creating posters that mirrored this content and displayed them in 151 stores nationwide.

Also, the largest HVAC, PVF and showroom wholesale distributor, F.W. Webb placed a TRC merchandise display in area stores.

EXHIBIT 4: NEW HVAC INDUSTRY BRANDING CAMPAIGN



In 2016, TRC also pursued new target audiences, including:

- Utility implementers
- Facility managers

PROGRAM EDUCATION AND OUTREACH (NATIONAL AND ILLINOIS)

- Demolition contractors
- Household Hazardous Waste facilities (HHW)
- Maintenance departments servicing hotels

The purpose of TRC's advertisements were two-fold: 1) continue to build brand/program awareness and 2) increase program participation by raising awareness of specific legal obligations to recycle and the ease of recycling.

PRINT ADVERTISING

New advertising in 2016 included:

- ***National Association of Hotel and Lodging Engineers***, a national monthly publication with a national circulation of 17,500. TRC placed a print ad and an editorial piece in the September issue.
- ***Construction and Demolition Recycling***, a national monthly publication with 108,786 subscribers. TRC placed a 1/4pg ad in the July issue.
- ***Affordable Housing Finance***, a national monthly publication. TRC placed a 1/4pg ad in the July, September and October issues.

TRC continued print-based advertisements in the following national/regional HVAC trade publications:

- ***ACHR News***, a weekly HVAC industry publication with a circulation of 33,812. TRC placed full-page, full-color ad in January that listed all of TRC's member companies, and some of TRC's valued collection partners, in an issue type ad reminding readers of the importance of recycling mercury thermostats.
- ***Distribution Center Magazine***, the exclusive publication of HARDI, with more than 11,000 bi-monthly subscribers. TRC ran a full-color 1/4 page advertisement in January, May and December.

PROGRAM EDUCATION AND OUTREACH (NATIONAL AND ILLINOIS)

- ***HVAC Insider Chicagoland***, which has a monthly subscription of more than 5,200 in Illinois. The advertisement was 1/2pg size in 2-color and ran in the February, March, August and September issues.
- ***HVACR Business Magazine***, a national publication with approximately 34,000 qualified subscribers. TRC ran a full color 1/2 page advertisement in February and May.
- ***R.E. Michel's Catalogue***, through the TRC's continued outreach reach efforts with collection partners, R.E. Michel allowed the organization to place a recycling awareness ad in their widely-circulated catalogue at no cost.

TRC continued the use of digital advertisements in 2016, with changes in scheduling and scope, and the addition of new outlets.

TRC's new advertising in 2016 included:

- ***National Demolition Association***, a weekly national newsletter sent to 1,806 subscribers. TRC placed a banner ad for 13 consecutive weeks starting in July.
- ***NAHMMMA Official Enewsletter***, a bi-weekly national newsletter sent to 1,570 subscribers. TRC placed a rectangle ad for seven consecutive weeks starting in May.
- ***Building Owners and Managers Association***, a website with more than 37,000 unique monthly visitors. TRC placed a rectangle ad during May and June.
- ***National Association of Hotel and Lodging Engineers***, a website averaging 1,500 unique monthly visitors. TRC placed a rectangle ad in September.
- ***Facilities Management Link***, a national newsletter sent to opt-in subscribers within the facilities management industry. TRC placed an ad receiving 3,500 banner impressions in October. Additionally, TRC rented their email list to send a dedicated email about TRC's program to the following states: Ohio, Maryland, Pennsylvania, New York, and all of New England.
- ***IFMA***, a website with more than 66,000 monthly visitors. TRC placed a banner ad in November.

PROGRAM EDUCATION AND OUTREACH (NATIONAL AND ILLINOIS)

- ***Affordable Housing Finance***, a national monthly email sent to 25,800 subscribers. TRC placed a rectangle ad in the June issue.
- ***Penton Media***, specifically renting their hotel management email distribution list. TRC sent an email to more than 3,000 subscribers in July to inform them of the program.

TRC also continued digital advertisements on the following HVAC industry websites below:

- ***AHRI Newsletter***, a weekly newsletter with more than 1,700 subscribers. TRC placed a rectangle ad for 13 consecutive weeks starting in April.
- ***HVACRbusiness.com***, an HVAC publication website with 14,000 monthly visitors. TRC ran a Web Package in April and September which included:
 - A video on their homepage which showcased an updated TRC YouTube video about the program
 - A 728x90 size digital ad
 - A 160x600 size digital ad
 - A 180x150 size digital ad
- ***ACHRNews.com***, a website that assists the decision-makers from all branches of the HVAC industry including contractors, manufacturers, distributors, parts and supply wholesalers, and service companies. More than 241,000 HVACR professionals visit the website every month. TRC ran several digital ads throughout the year with them including:
 - A skyscraper ad in January and June
 - A website topic sponsorship in May, September and October
 - A leaderboard ad in their weekly newsletters during all of June and September
 - A video highlight in October, which showcased an updated TRC YouTube video about the program
- ***Distribution Center's Enewsletter***, sent to 4,000 weekly opt-in subscribers. TRC ran a Medium Rectangle ad in April and September.
- ***NATE Enewsletter***, sent bi-monthly to 31,900 opt-in subscribers. TRC ran a featured leaderboard ad in March and November.

PROGRAM EDUCATION AND OUTREACH (NATIONAL AND ILLINOIS)

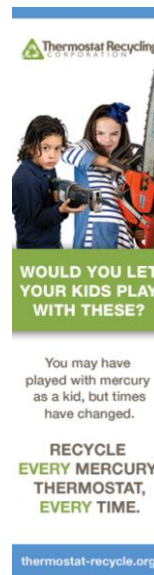
GOOGLE ADWORDS

Since 2011 TRC has deployed a Google AdWord campaign that geotargets HVAC contractors/technicians and consumers (homeowners) in states with mercury thermostat disposal bans, including Illinois. Advertisements appear on Google search results pages after an individual searches terms related to TRC's mission (E.g. thermostat replacement, HVAC contracting recycling regulations, mercury thermostat recycling, programmable thermostats, etc.).

TRC continued this campaign in 2016, running it the duration of the calendar year. In April TRC updated the campaign by adding new display ads (Exhibit 5). This is TRC's preferred option to reach consumers because of the campaign's extensive and targeted reach.

The Illinois campaign yielded 369,160 impressions with an average CTR of 0.57%.

EXHIBIT 5: GOOGLE ADWORDS DISPLAY ADS



PROGRAM EDUCATION AND OUTREACH (NATIONAL AND ILLINOIS)

SOCIAL MEDIA

In March, TRC's Executive Director published a white paper titled *The Challenge: Not all HVAC Wholesalers Are Created Equal When It Comes to Mercury Thermostat Recycling*. The paper was circulated via LinkedIn and through the TRC blog.

In April TRC launched a new Facebook and YouTube advertising campaign targeting consumers in Illinois. The messaging encouraged users to recycle mercury thermostats and directed them to TRC's website to find out how they could do so. (Exhibit 6)

EXHIBIT 6: FACEBOOK ADS



EARNED MEDIA

TRC continued to receive positive earned media coverage of its news releases throughout the year in publications such as *HVAC Insider*, *HARDI's Distribution Center*, and *ACHR News*. Additionally, *U.S. Boiler Report* published an editorial article in August about TRC's program.

PROGRAM EDUCATION AND OUTREACH

(NATIONAL AND ILLINOIS)

TRC WEBSITE

TRC's website data is calculated through Google Analytics, and website traffic continued to increase in 2016. There was a 13% increase of visitors from Illinois and the state ranked 6th among the country in terms of its share of visitors to TRC's website. The increase in traffic reflects the impact of paid trade channel advertising, the Google AdWords campaign, and search engine optimization efforts.

Starting in April and running through the end of the year, TRC implemented a new Collection Partner of the Month initiative to highlight collection partners that have gone above and beyond. An announcement about the featured partner was posted in the News section of TRC's website and included information about the partner, as well as a link to their website. Many of these entities posted reciprocal information on their sites about the honor, ultimately, helping drive additional traffic to the TRC website.

In June TRC launched 4 subpages of its website in Spanish (thermostat-recycle.org/es). Additionally, a new TRC 11x17 poster in Spanish was made available for free download on TRC's website. This initiative was based on feedback from HVAC wholesalers who have Spanish-speaking technicians and would find this resource useful.

Ameren posted a blurb about TRC's program with a link to TRC's site (<http://actonenergy.com/for-my-home/explore-incentives/thermostat-rebate>).

At the end of November, DOE's EnergyStar program added TRC's information and content about recycling mercury-containing thermostats to its website. As of 12/31/2016, there weren't any programmable, WiFi-enabled, or smart thermostats available for EnergyStar qualifications. This relationship was accomplished because EnergyStar saw value in the amount of web traffic homeowners and others had towards thermostat replacements.

PROGRAM EDUCATION AND OUTREACH (NATIONAL AND ILLINOIS)

TRADE SHOWS, CONFERENCES AND PRESENTATIONS

TRC staff attended, exhibited and/or presented at the following regional and national shows pertaining to Illinois:

- **January 25th – 28th: Air-Conditioning, Heating, and Refrigeration Institute (AHR) Exposition (National)**

Orlando, FL

TRC staff attended and exhibited at the AHRI (Air-Conditioning, Heating, and Refrigeration Institute) Expo in Chicago. The show brought in over 42,396 visitors, including more than 4,881 in the north central region.

- **February 1st – 4th: Association of Energy Service Professionals (AESP) Trade Show (National)**

Phoenix, AZ

AESP is the premier organization for professionals in the energy efficiency industry. Over 300 industry professionals attend the event including utility professionals and industry advisors/implementers. TRC staff attended this show.

- **February 4th – 5th: ABM Franchising Show (National)**

Atlanta, GA

ABM is a wholesale distributor of HVAC parts and equipment. TRC staff exhibited at their annual show.

- **February 23rd - 24th: Johnstone Supply Member Meeting (National)**

Austin, TX

Johnstone Supply is a cooperative wholesaler distributor of HVAC parts and equipment with over 380 locations nationwide, including 17 in Illinois. Johnstone's Annual Membership meeting is invitation only and TRC once again attended and exhibited as part of an ongoing effort with Johnstone to encourage and expand the cooperative's members' participation. The event is well attended by owners and senior staff and remains a unique opportunity to engage directly with key decision makers.

PROGRAM EDUCATION AND OUTREACH (NATIONAL AND ILLINOIS)

- **February 25th: ABM Webinar (National)**

Piper Mlsna presented a webinar to a contractor audience about mercury thermostat recycling and regulations.

- **March 10th: Air Conditioning Contractors of America (ACCA) and the IE3: Indoor Environment & Energy Expo (National)**

Charlotte, NC

This expo is the largest marketplace for the indoor environmental and energy services contracting industry. TRC staff exhibited and promoted the program to attending HVAC contractors.

- **April 19th: Honeywell Webinar (National)**

Company board member Honeywell hosted a webinar in which 65 locations tuned in to learn about the mercury-containing thermostat recycling process.

- **October 13th: NAHMMMA National Conference (National)**

Portland, OR

TRC staff attended the conference and sponsored the silent auction. The conference facilitated peer-group interaction and exchange of ideas and information relating to hazardous materials management. TRC staff attended.

- **December 3rd – 6th: HARDI National Conference (National)**

Colorado Springs, CO

TRC staff again attended this event and presented its annual “Big Man on the Planet Award.”

PROGRAM EDUCATION AND OUTREACH (NATIONAL AND ILLINOIS)

OTHER ENGAGEMENT

TRC MEMBER ENGAGEMENT

In April, TRC member company Honeywell posted a Facebook message promoting TRC's program in correlation with Earth Day. (Exhibit 5).

EXHIBIT 5: HONEYWELL FACEBOOK POST



In July TRC member company, Johnson Controls, distributed an informational fact sheet about mercury thermostat recycling to 120 of their service office locations in the U.S.

In October TRC member company, Lennox International, created a TRC ad to raise awareness within their National Account Services (NAS) contracting business. The ad stressed the importance of TRC's program and was placed on the back cover of the Sep-Oct issue of NAS' "Top Gun" magazine. This publication goes to approximately 100 branches and all the NAS technicians.

PROGRAM EDUCATION AND OUTREACH (NATIONAL AND ILLINOIS)

BIG MAN ON PLANET COMPETITION

TRC partnered with HARDI (HVAC wholesaler trade association) for the fifth annual Big Man on Planet (BMOP) competition where HARDI member distributors compete against each other nationwide. The three winners were Johnson Supply for highest participation rate, Gustave A Larson Company for highest average thermostat return per branch, and Johnstone Supply for most mercury recycled during the campaign. Each winning distributor was awarded a trophy at HARDI's annual conference in December. Additionally, the three branches that individually recycled the most mercury thermostats were awarded catered dinners for staff courtesy of TRC. The top three branches were Johnstone Supply in Golden Valley, MN, Auer Steel in Milwaukee, WI, and Johnstone Supply in Bloomington, MN.

LOCATION CALLS

TRC staff made 123 phone calls to collection locations in Illinois that hadn't returned a bin in more than 12 months (Appendix 1). Calls reminded locations of the need to stay in compliance with accumulation time limits. TRC staff also offered to replace lost shipping labels, order FedEx Ground pickups for the bins, or provide free promotional materials.

SITE VISITS

TRC staff visited 34 Illinois collection location that had not returned a bin within the past 12 months (Appendix 2).

TOTAL PROGRAM EXPENSES

Below is a summary of TRC's national program expenses for 2016. A copy of TRC's 2015 IRS Form 990 is attached as Appendix 4.

EXHIBIT 6: 2016 PROGRAM ADMINISTRATIVE EXPENSES

Program Component	2015	2016	% Change
Direct Expense for Marketing & Outreach	\$ 277,434	\$ 1,254,329	352%
Incentive/Promotional Payments	\$ 42,224	\$ 44,460	5%
Legal	\$ 15,399	\$ 30,952	101%
New Collection Containers	\$ 10,960	\$ 13,473	23%
Recycling Costs	\$ 347,555	\$ 308,899	-11%
Travel	\$ 81,152	\$ 79,259	-2%
TRC Staff and Administration	\$ 625,137	\$ 548,137	-12%
Total (expenses)	\$ 1,399,862	\$ 2,279,509	63%

Compared to prior years, variances in these program components were much more volatile. Causes for changes include:

- **Direct Expense for Marketing and Outreach:** Per the consent order in the state of CA, 25 of the 29 TRC members retained vendors for services related to compliance with the order. In addition to compliance, TRC focused on expanding advertising to non-traditional audiences realizing a 50% increase in its advertising budget.
- **Legal:** TRC employed a lawyer, on a fulltime basis, for consultant services whereas services were ordered on an ad-hoc basis in previous years.
- **Recycling Costs:** Because the program received less to process in 2016 compared to 2015, a reduction in the costs to manage the end of life mercury bearing thermostats mirrored collections. It is important to note that the costs related to processing thermostats will increase in 2017 as we transition to the new processing facility, Veolia.

TOTAL PROGRAM EXPENSES

TRC Staff and Administration: TRC released two employees at the conclusion of 2016 and operated with one less full-time employee throughout much of 2016 due to termination. In addition to personnel, TRC moved its offices with a reduction of lease occupancy expenses to be expected of 50% or greater.

EXHIBIT 7: 2016 PROGRAM EXPENSES WITH ILLINOIS SPECIFIC COSTS

Category	IL	National	Total Expenses
Direct Expense for Marketing & Outreach	\$ 5,289	\$ 154,465	\$ 1,254,329
Incentive/Promotional Payments	\$ -	\$ 7,940	\$ 44,460
Legal	\$ -	\$ 30,772	\$ 30,952
New Collection Containers	\$ -	\$ 13,473	\$ 13,473
Recycling Costs	\$ 16,779	\$ 190,953	\$ 308,899
Travel	\$ 3,369	\$ 36,046	\$ 79,259
TRC Staff and Administration	\$ 15,250	\$ 410,463	\$ 548,137
Total (expenses)	\$ 40,687	\$ 844,112	\$ 2,279,509

- **Clarification on classes for costs:** TRC uses an accounting process in QuickBooks which allows the organization to code expenses to both account code and class. Classes set up for allocation include individual states, a “mandatory” classification, and a “national” classification.

These classifications allow TRC to correctly attribute costs in an appropriate manner. For example, many times marketing activities are best done at the “mandatory” classification for economies of scale. If TRC engages a marketing activity geared towards multiple states (i.e. a direct mail piece) then TRC will allocate the costs of the marketing piece across all 13 states which require mandatory manufacturer funding to operate the program.

After all costs (both state specific and “mandatory”) are allocated to a state, the remaining category is “national”. Because TRC operates in 48 states, these costs are not split evenly among the 13 “mandatory” states.

TOTAL PROGRAM EXPENSES

Instead, costs in this category are correctly attributed to the “national” categorization. As you can see demonstrated above, more than a 1/3 of TRC costs are allocated to non-specific state costs.

- **TRC Staff and Administration:** Any costs for a specific state will take the hours worked at the TRC employee level multiplied by each individual’s hourly rate.

2017 PROGRAM IMPLEMENTATION

2017 ANNUAL GOALS

TRC again set annual goals for the organization for the calendar year of 2017. The 2017 goals were developed by TRC staff and incorporate each operational area of the organization, including:

1. Continue to address state statutory requirements, agreements and other projects and activities designed to meet regulatory compliance requirements
2. Increase focus on mercury thermostat collections nationally with (2) key targets; HVAC providers and Utilities. Additionally, target audiences as required by individual states
3. Identify, analyze, and automate TRC business processes

To achieve TRC's 2017 annual goals, TRC has strategically realigned many of its previous marketing tactics. New efforts are intended to hyper-target high-volume collection partners, and further capitalize on earned media opportunities in the state of Illinois.

Since the volume of mercury thermostats still in use today is still unknown, these campaigns are geared to attempt to claim as many as possible. With the proliferation of demand stimulating replacement products such as Wi-Fi-enabled and smart thermostats, the remaining reservoir of remaining mercury thermostats to recycle may drastically reduce.

Here are some of the promotional tactics slated for 2017 in Illinois:

- **Small Pails** - For many years, TRC has used its standard, green recycling container to fulfill statutory requirements for its 29 manufacturing members. This container has been a part of the organization's branding, its mechanism for compliance, and is the largest container available in meeting DOT shipping regulations for universal waste.

As less thermostats have been collected over time, the need for larger containers has diminished in value. Also, of the 13 states which mandate the thermostat manufacture to fund a take-back program, only a handful specify the amount in which the container can be sold for. None specify the dimensions of the container.

2017 PROGRAM IMPLEMENTATION

During discussions with regulators, current collection locations, and other interested stakeholders, it became apparent that a smaller recycling container could help resolve rural collection issues and provide an additional, perhaps desirable collection mechanism for others.

As a result, TRC's mercury thermostat recycling program will offer an additional choice of a small pail in the second quarter of 2017. Through its processing partnership with Veolia, we have developed a plan to offer a one gallon recycling option to anyone whom requests.

- **Earned Media** – Since its inception, TRC's communications tactics have predominantly been owned media, such as websites, blogs, or email, and paid advertising. Very little emphasis was applied to proactive earned media strategies.

Earned media cannot be bought or owned. It can only be gained organically, when content receives recognition through communication channels such as social media and word of mouth.

Also, it often refers to publicity gained through editorial influence of various kinds. The media may include any mass media outlets, such as newspaper, television, radio, and the internet. Additionally, it may include a variety of formats, such as news articles, letters to the editor, editorials, and television and internet play.

TRC's new Director of Marketing, Communications, and Social Media, Janet Tirado has over 20 years of integrated communications experience with a concentration in earned media. Under her direction, TRC has subscribed to PRNewswire to help disseminate press releases and has developed an editorial calendar with consistent and sustainable activities throughout 2017.

EVALUATION

The Thermostat Recycling Corporation (TRC) is a non-profit stewardship organization that facilitates and manages the collection and proper disposal of mercury-containing thermostats. TRC is supported by 29 manufacturers and provides a network of collection sites around the United States with the aim of keeping mercury out of the waste stream and protecting the environment. The following analytical report details the annual program performance for mercury thermostat collection in the state of Illinois (IL) in 2016. A few of the program highlights for 2016 are included below:

- In 2016 the program **collected 78 pounds of mercury** in IL. Since 1998, mercury collected in IL has increased by an average of 31% per year. During the same period, total mercury collected nationally increased by an average of 19% per year.
- The program collected 9,896 whole thermostats in 2016, a 3% decrease in thermostats from 2015 but a 127% increase in the last decade. The number of thermostats collected annually in IL has increased by an annual year-over-year average of 40% since 1998.
- The number of **whole thermostats collected per bin in 2016 was 41 thermostats**. This was less than the 19-year state average of 81 thermostats per bin returned.
- The county with the most bins returned in 2016 was **Cook (73 bins, 3,999 thermostats)**, followed by **DuPage (33 bins, 1,565 thermostats)** and **Winnebago (8 bins, 706 thermostats)**.
- In 2016, **54% of the partner locations returned at least one bin** compared to a national average of 44%.
- In 2016, a total of **34 site visits were conducted in IL and 123 ‘Miss You’ calls were placed**. There is no statistically significant relationship between calls and visits and bins returned.
- In addition to 9,896 whole thermostats, 1,086 loose switches were collected, bringing the total number of “thermostat equivalents” returned in 2016 to 10,722, a decrease of 7% from 2015.

EVALUATION

SECTION 1: Program Analytics

Section 1 of this report examines annual performance of the thermostat collection recycling program by bins, thermostats, and mercury collected and year-over-year progression of the program.

EVALUATION

1.1: PROGRAM PERFORMANCE OVER TIME

On average, the program has **collected 47.2 lbs. of mercury** and **5,816 whole thermostats per year** since 1998. In 2016 the program **collected 78.0 lbs. from 9,896 whole thermostats and 1,086 loose switches**, a 12% decrease in pounds of mercury and a 3% decrease in thermostats compared to 2015. Figure 1.1 displays the total number of bins, the total number of thermostats, and the total quantity (lbs) of mercury collected in the state since the beginning of the program.

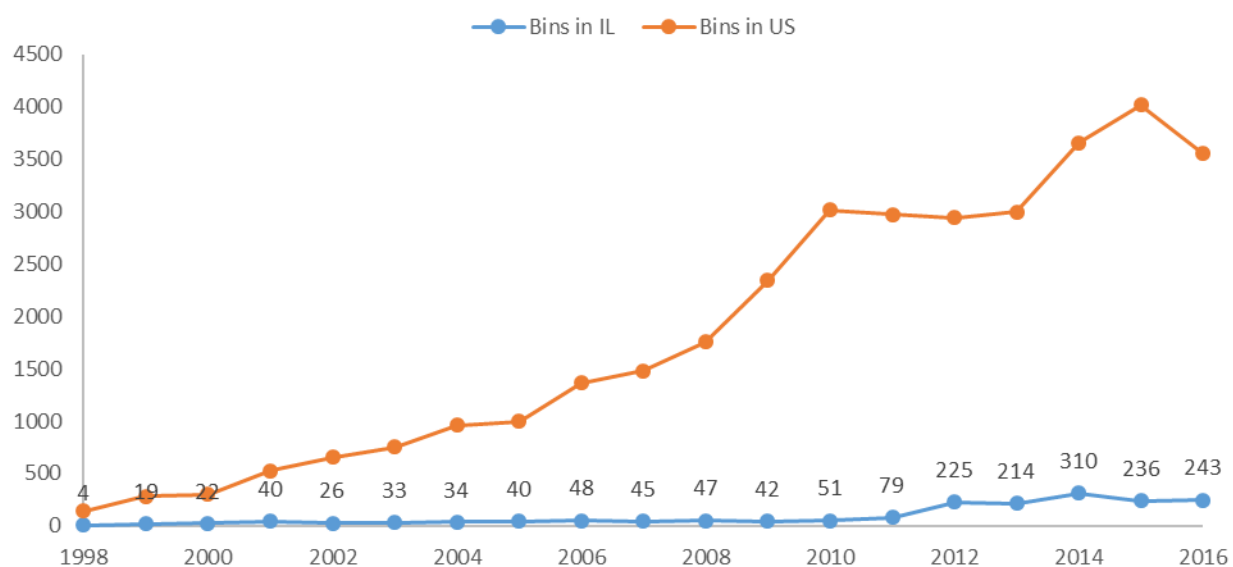
FIGURE 1.1: PROGRAM PERFORMANCE OVER TIME

Year	Number Bins	Number Stats	Lbs. Mercury
1998	4	327	3.6
1999	19	1,872	14.8
2000	22	1,977	17.1
2001	40	3,635	30.1
2002	26	2,148	20.9
2003	33	3,009	23.7
2004	34	3,128	24.4
2005	40	3,863	31.8
2006	48	4,596	37.4
2007	45	4,367	32.4
2008	47	4,336	34.2
2009	42	4,149	34.3
2010	51	4,978	38.7
2011	79	7,229	58.5
2012	225	13,061	110.5
2013	214	12,479	96.1
2014	310	15,266	121.8
2015	236	10,193	88.8
2016	243	9,896	78.0
<i>Average</i>	<i>923</i>	<i>5,816</i>	<i>47.2</i>
<i>Total</i>	<i>1,758</i>	<i>11,0509</i>	<i>897.2</i>

EVALUATION

Figure 1.2 displays the number of bins collected in the state since the initiation of the collection program, as well as the total number of bins collected in the US over the same period. The number of bins collected annually in IL plateaued between 2005-2010, then rose from 2011 to 2014. Seven more bins were added in 2016 (243 bins) compared to 2015 (236 bins).

FIGURE 1.2. BINS COLLECTED OVER TIME IN STATE AND NATIONALLY



EVALUATION

Since 1998, the average of annual increases in mercury collected in IL is 31%. During the same period, the quantity of mercury collected nationally increased by 19% per year. The **78.0 pounds of mercury collected in IL in 2016 was 12% lower than the 88.8 pounds collected in 2015.** Figure 1.3 displays the quantity (lbs.) mercury collected in the state over time as well as the year-over-year percent increase (or decrease) in the state and the US as a whole.

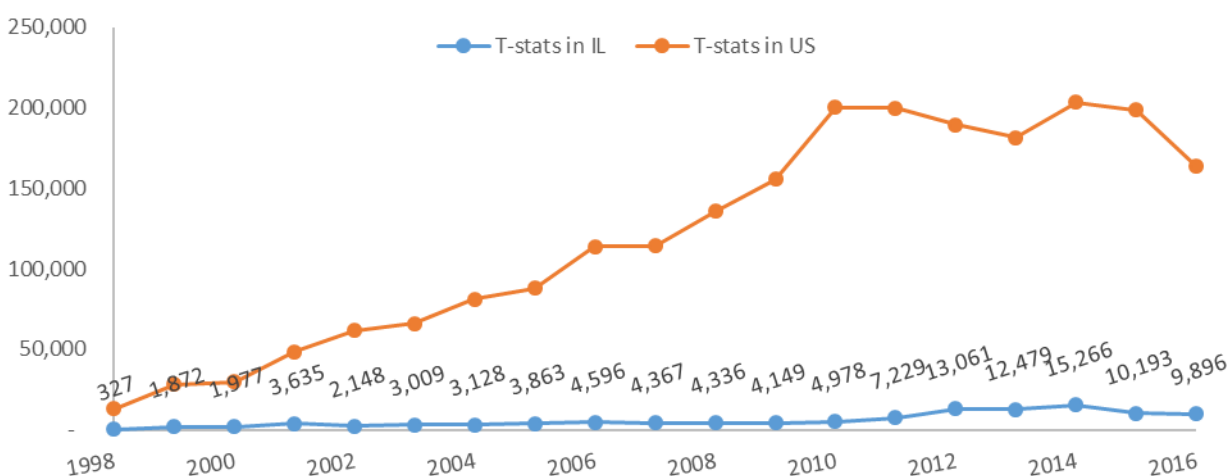
FIGURE 1.3: POUNDS OF MERCURY COLLECTED IN PROGRAM AND YEAR-OVER-YEAR CHANGES IN STATE AND US

Year	Total Lbs. Hg	% Change State	% Change US
1998	3.6	N/A	0%
1999	14.8	312%	104%
2000	17.1	15%	11%
2001	30.1	77%	89%
2002	20.9	-31%	14%
2003	23.7	13%	11%
2004	24.4	3%	17%
2005	31.8	30%	11%
2006	37.4	18%	32%
2007	32.4	-13%	2%
2008	34.2	5%	16%
2009	34.3	0%	16%
2010	38.7	13%	26%
2011	58.5	51%	4%
2012	110.5	89%	-5%
2013	96.1	-13%	-5%
2014	121.8	27%	13%
2015	88.8	-27%	-1%
2016	78.0	-12%	-15%
<i>Average</i>	<i>47.2</i>	<i>31%</i>	<i>19%</i>

EVALUATION

The state of IL collected 9,896 thermostats in 2016. This was a **3% decrease over the number of thermostats collected in 2015** but a **122% increase from a decade ago**. The number of thermostats collected annually in IL has increased by an **average of 40% every year since 1998**. During the same period, the number of thermostats collected in the US has increased by an annual average rate of 18% per year. Figure 1.4 displays the total number of thermostats collected in the state and nationally, and figure 1.5 shows the underlying data as well as the calculated year-over-year percent change.

FIGURE 1.4: NUMBER OF WHOLE THERMOSTATS COLLECTED OVER TIME IN THE STATE AND NATIONALLY



EVALUATION

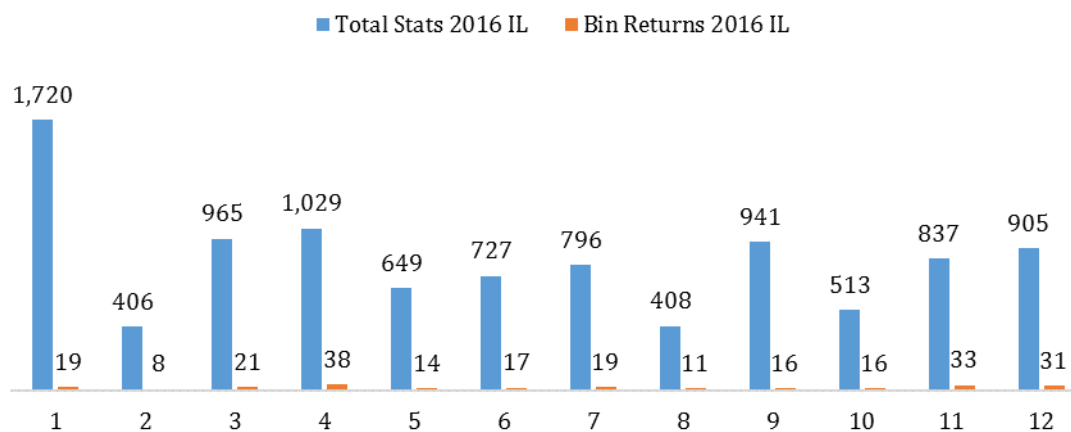
FIGURE 1.5: WHOLE THERMOSTATS COLLECTED IN IL AND US OVER TIME AND YEAR-OVER-YEAR PERCENT CHANGE

Year	T-stats in IL	T-stats in US	% Change State	% Change US
1998	327	13,158	-	-
1999	1,872	27,965	472%	113%
2000	1,977	29,637	6%	6%
2001	3,635	48,350	84%	63%
2002	2,148	61,422	-41%	27%
2003	3,009	65,778	40%	7%
2004	3,128	81,115	4%	23%
2005	3,863	87,754	23%	8%
2006	4,596	113,658	19%	30%
2007	4,367	114,158	-5%	0%
2008	4,336	135,646	-1%	19%
2009	4,149	155,731	-4%	15%
2010	4,978	200,064	20%	28%
2011	7,229	199,918	45%	0%
2012	13,061	189,619	81%	-5%
2013	12,479	181,600	-4%	-4%
2014	15,266	203,346	22%	12%
2015	10,193	198,603	-33%	-2%
2016	9,896	163,606	-3%	-18%
<i>Average</i>	<i>5,816</i>	<i>119,533</i>	<i>40%</i>	<i>18%</i>

EVALUATION

Figure 1.6 displays the monthly distribution of bins and thermostats collected in the state in 2016. The months with the greatest number of bins returned were **April (38 bins), November (33 bins), and December (31 bins)**. The months with the greatest number of thermostats returned were **January (1,720 thermostats), March (965 thermostats), and April (1,029 thermostats)**. Conversely, the months with the least activity in 2016 were February and August.

FIGURE 1.6. WHOLE THERMOSTATS AND BINS COLLECTED PER MONTH 2016



EVALUATION

The highest number of thermostats per bin returned was in **January (91 thermostats per bin)**, **February (51 thermostats per bin)**, and **September (59 thermostats per bin)**. Figure 1.7 shows the monthly average of thermostats per returned bin for the year.

FIGURE 1.7: AVERAGE THERMOSTATS PER BIN RETURNED PER MONTH

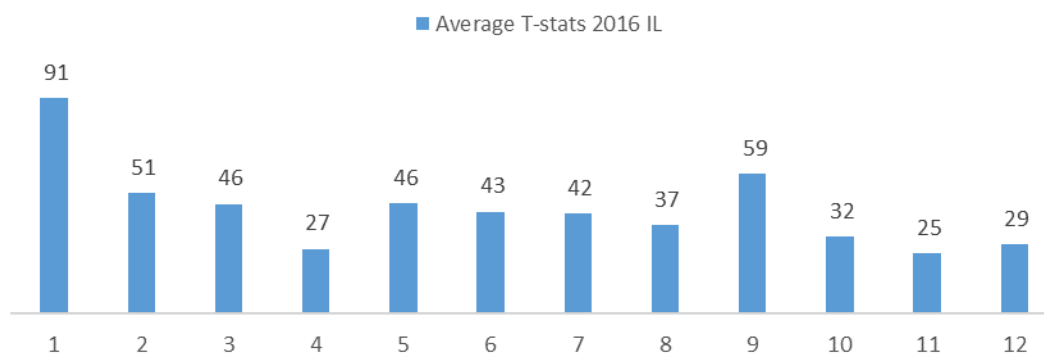


Figure 1.8 displays the average number of thermostats returned per bin in the state and in the US since the beginning of the state program. Nationally, the number of thermostats per bin has been decreasing since 2000. In IL, **the number of thermostats per bin in 2016 (41 thermostats per bin avg.) was the lowest on record.** The 2016 average was below the 19-year average of 81 thermostats per bin. From 2003 to 2011, the average thermostats returned per bin in IL was greater than the national average, but has since fallen below the national average. From 2012 to 2016, the average number of thermostats per bin has declined every year, mirroring the national trend.

EVALUATION

FIGURE 1.8: AVERAGE NUMBER OF THERMOSTATS PER BIN OVER TIME IN THE STATE AND NATIONALLY

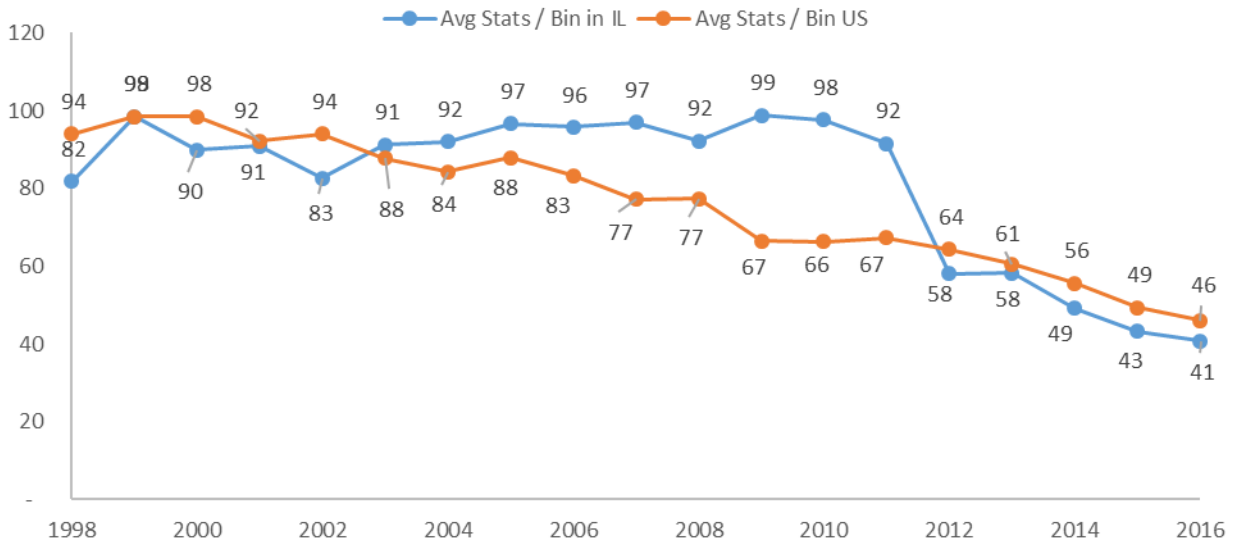


Figure 1.9 plots the total bins returned from 1998 to 2016 to the number of thermostats per bin, and illustrates a negative correlation between the two metrics. The number of bins returned in IL grew slowly from 1998 to 2011, then underwent a rapid jump to 225 bins per year in 2012. In that same period, thermostats per bin decreased from a high of nearly 100 thermostats per bin in 2006 and 2007, to 41 thermostats per bin in 2016.

EVALUATION

FIGURE 1.9: TOTAL BINS AND AVERAGE NUMBER OF THERMOSTATS PER BIN OVER TIME

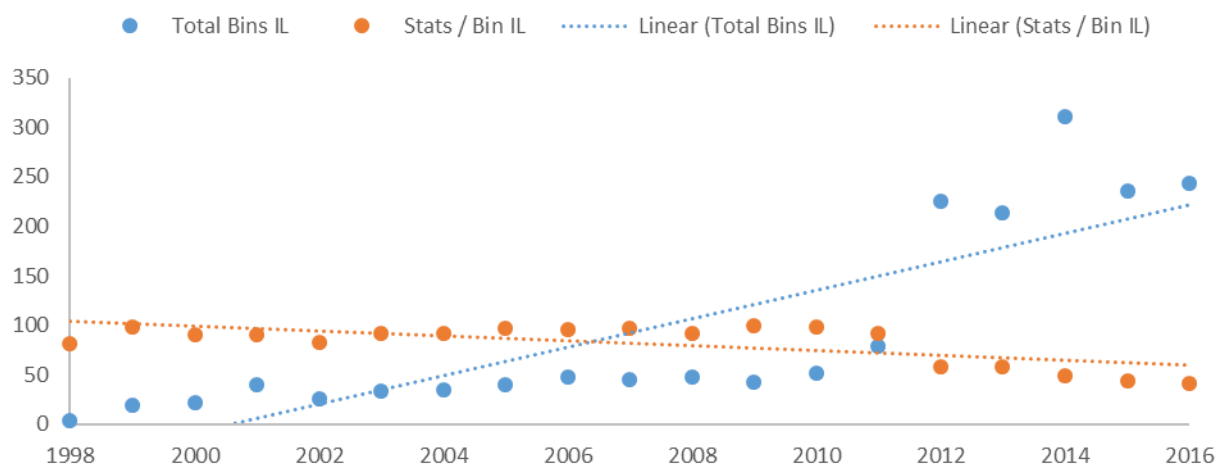
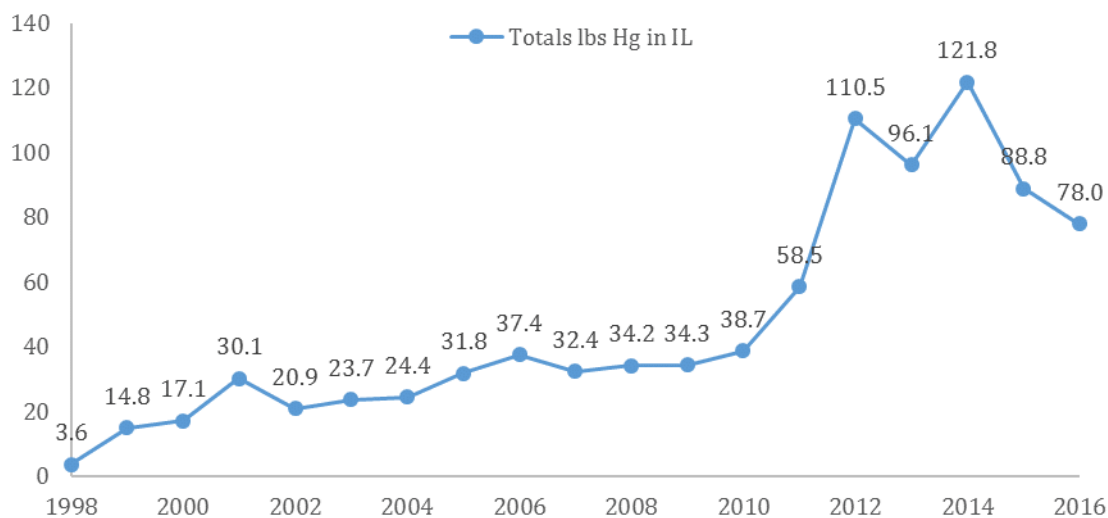


Figure 1.10 displays the total quantity (lbs.) of mercury collected annually. In IL, a slow rise in mercury collected occurred from 1998 to 2010. The annual mercury collected then jumped from 38.7 pounds in 2010 to 58.5 pounds in 2011, followed by another jump in 2012 to 110.5 lbs. Since 2021, the quantity of mercury collected has remained above 2011 levels yet dropped since 2014.

EVALUATION

FIGURE 1.10: TOTAL QUANTITY (LBS.) OF MERCURY COLLECTED ANNUALLY

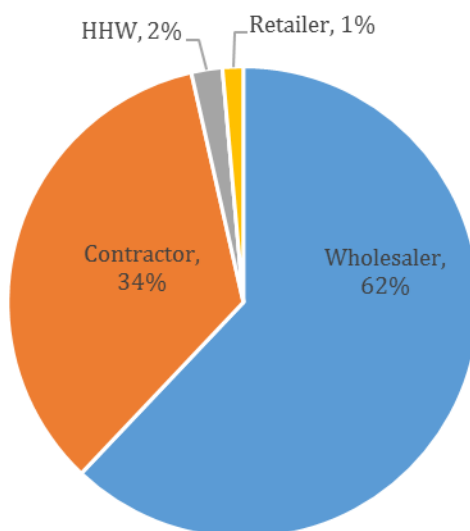


EVALUATION

SECTION 2: Channel Partner Analysis

Section 2 of the report examines the partner locations in more detail. Most thermostats collected in the state were through **wholesalers (62%)** with the remaining thermostats collected by **contractors (34%)**, and **household hazardous waste facilities (2%)**. Figure 2.1 shows the distribution of thermostats collected by location type in 2016.

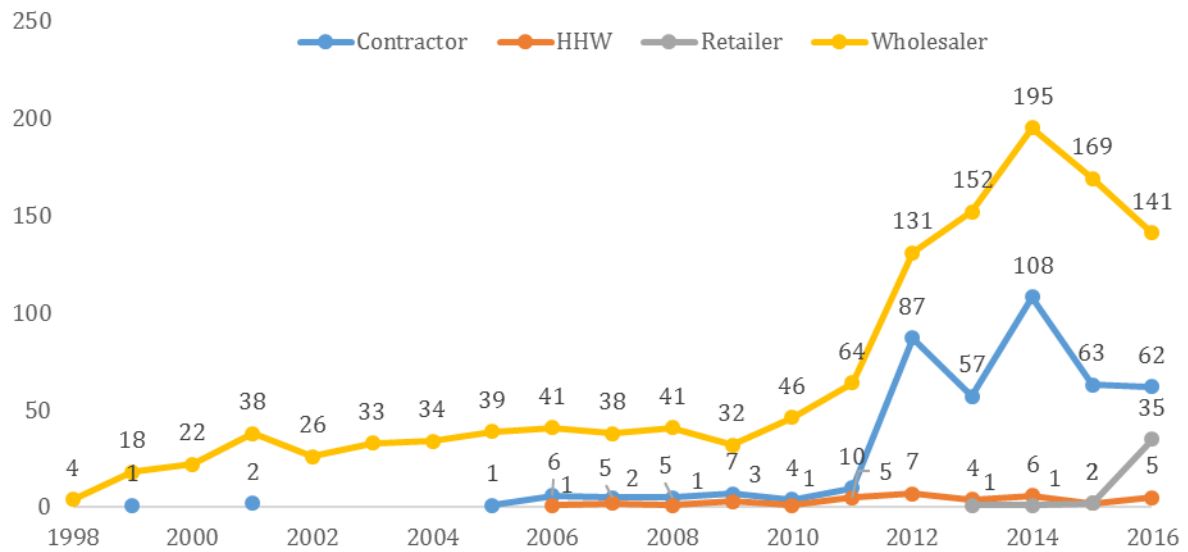
FIGURE 2.1: THERMOSTATS COLLECTED BY LOCATION TYPE IN 2016



The number of bins **returned by wholesalers decreased from 169 bins in 2015 to 141 bins in 2016**. The number of bins returned by contractors also decreased in 2016, from 63 bins in 2015 to 62 bins. At the same time there was an increase in bins returned from both retailers and hazardous household waste facilities, from 2 to 35 bins for retailers and zero to 3 bins from HHW facilities. Figure 2.2 displays the change in the number of bins returned by thermostat collection type over time in the state.

EVALUATION

FIGURE 2.2: THERMOSTAT BINS RETURNED BY LOCATION TYPE OVER TIME



In 2016, **54% of the locations** that had a bin in the state of IL sent back at least one bin for recycling. The distribution is displayed in Figure 2.3.

EVALUATION

FIGURE 2.3: PERCENTAGE OF STORES RETURNING A BIN IN 2016

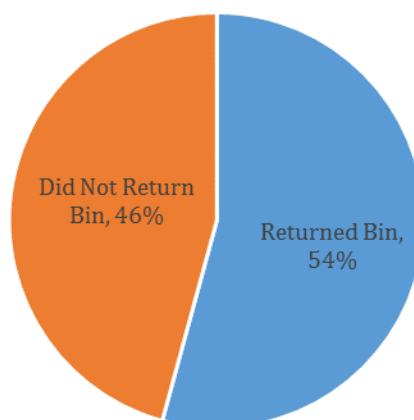
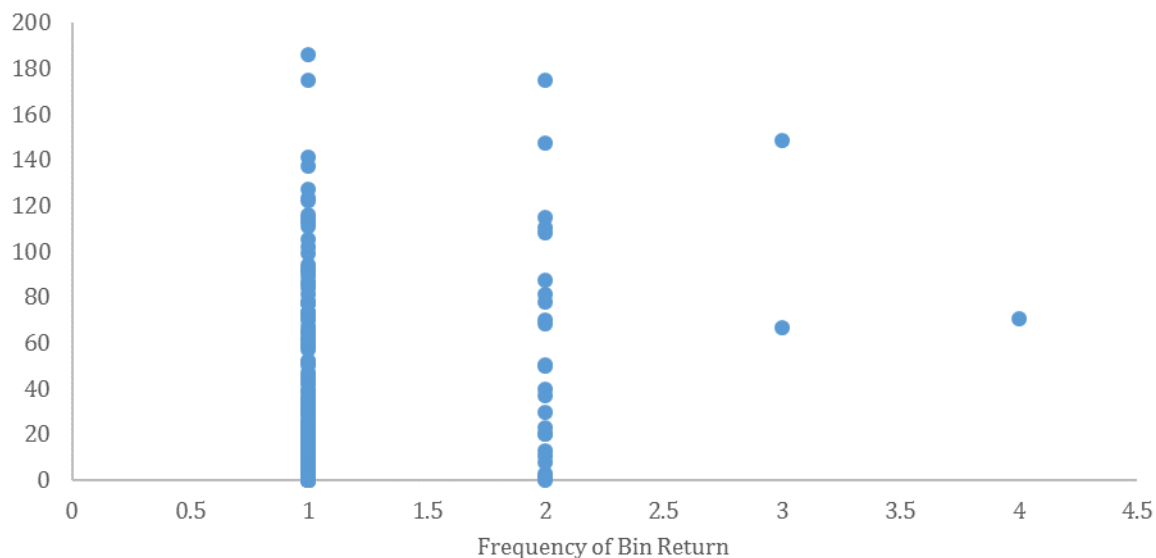


Figure 2.4 is a scatter plot comparing the frequency of bins returned per location and the number of thermostats per bin. The analysis sought to determine a correlation between the two variables. The number of thermostats per bin when one bin was returned per year varies significantly from 0 to 186 thermostats per bin. The variation is also widely distributed when 2 bins were returned per year, ranging from 1 to 175 thermostats per bin. Three bins were returned twice in 2016, with 67 and 148 thermostats per bin on average. The large variation in thermostats for bins returned once, twice, or three times per year indicates that there is no significant relationship between the number of times a bin is returned, and the number of thermostats per bin.

EVALUATION

FIGURE 2.4: CORRELATION OF FREQUENCY OF BINS RETURNED AND NUMBER OF THERMOSTATS PER BIN



An analysis of the top performing counties revealed that **Cook county (73 bins, 3,999 thermostats)**, followed by **DuPage county (33 bins, 1,565 thermostats)** and **Winnebago (8 bins, 706 thermostats)** returned the greatest number of bins and thermostats in 2016.

Figure 2.5 displays the total number of bins and thermostats returned by county in 2016.

EVALUATION

FIGURE 2.5: BINS RETURNED AND TOTAL THERMOSTATS RETURNED IN 2016 BY COUNTY

County Name	Total T-stats	Total Bins	County Name	Total T-stats	Total Bins
Cook	3,999	73	Jasper	59	2
DuPage	1,565	33	Rock Island	52	3
Winnebago	706	8	Kankakee	43	4
Lake	342	7	McDonough	32	1
Peoria	342	9	DeKalb	31	1
Will	295	11	Shelby	27	1
McHenry	286	6	Moultrie	25	1
St. Clair	252	9	Henry	24	1
Madison	194	4	Morgan	19	2
Kane	189	13	Grundy	17	1
Macon	169	6	Marshall	16	1
Adams	154	3	Tazewell	9	2
Sangamon	140	4	Kendall	6	1
Clay	136	2	Perry	4	2
Vermilion	126	2	Macoupin	2	1
McLean	103	2	Saline	2	1
Jefferson	86	1	Logan	1	1
Jackson	83	2	Montgomery	1	1
Livingston	81	4	LaSalle	1	1
Champaign	73	4	Fulton	1	1
Coles	71	3	Woodford	0	1
Williamson	70	4	Randolph	0	1

TRC channel partners **Franklin Energy Services (1,667 thermostats)** and **Johnstone Supply (1,395 thermostats)** returned the highest number of thermostats in the state in 2016. **CLEAResult (423 thermostats)**, **G.W. Berkheimer Company (576 thermostats)** and **Sid Harvey Inc. (435 thermostats)** returned more than 400 thermostats each. Additionally, 13 other program partners returned more than 100 thermostats each, 18 program partners returned more than 10, and 2 partners had no returns. Figure 2.6 displays the top performing partners in terms of total bins returned in 2016.

EVALUATION

FIGURE 2.6. 10 TOP PERFORMING TRC PARTNERS IN THE STATE

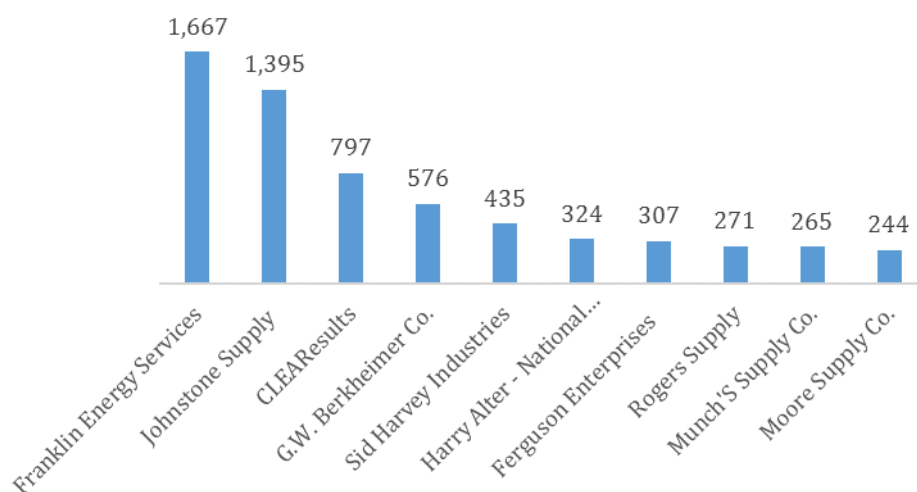


Figure 2.7 displays top performers in a more detail. The figure includes the top performers for the year by each of the following categories: total bins returned, total thermostats returned, and average number of thermostats per bin.

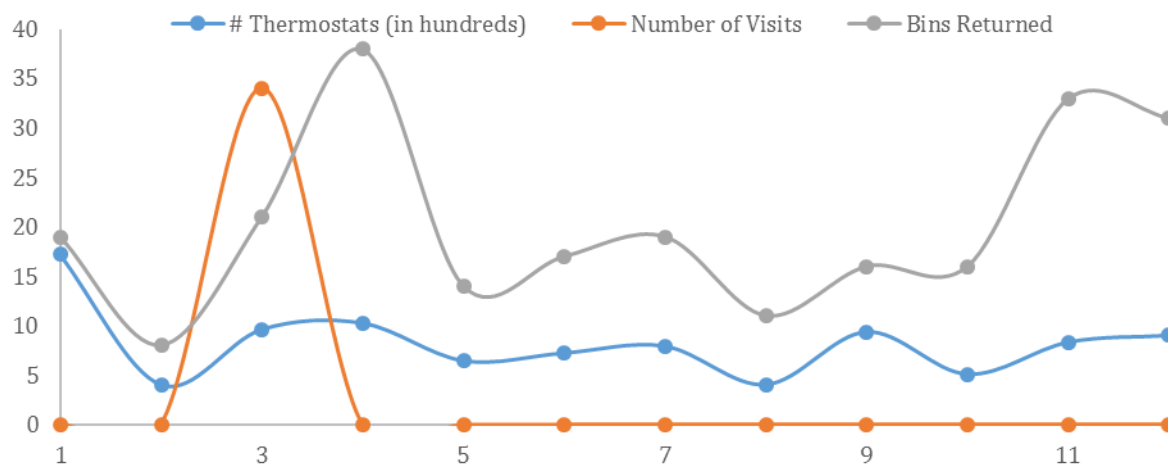
FIGURE 2.7. TOP PERFORMING PARTNERS BY TOTAL BINS, TOTAL THERMOSTATS, AND THERMOSTATS PER BIN

Company Name	No. of Thermostats	No. of Bins	Thermostats / Bin
Franklin Energy Services	1,667	11	152
Johnstone Supply	1,395	18	78
CLEAResults	797	11	72
G.W. Berkheimer Company	576	9	64
Sid Harvey Inc.	435	5	87
Harry Alter - National Excelsior	324	9	36
Ferguson Enterprises, Inc.	307	4	77
Rogers Supply	271	6	45
Munch's Supply Company	265	3	88
Moore Supply Company	244	4	61

EVALUATION

TRC conducted several activities in 2016 as a way to increase the number of bins and thermostats returned in the state. These activities included site visits and ‘miss you’ calls to collection locations that may not have participated in the program recently. In 2016, a total of **34 site visits** were conducted in IL and **123 ‘Miss You’ calls** were placed. Figure 2.8 displays the relationship between the number of site visits per month, the bins returned per month, and the number of thermostats (in 100’s) returned per month. The number of bins returned peaked in the month of April, with 38 bins returned. Another peak in returns occurred in December, with 31 bins returned. Since site visits were conducted only within the month of March, it is not possible to conduct a statistical analysis of the relationship between visits and bins returned.

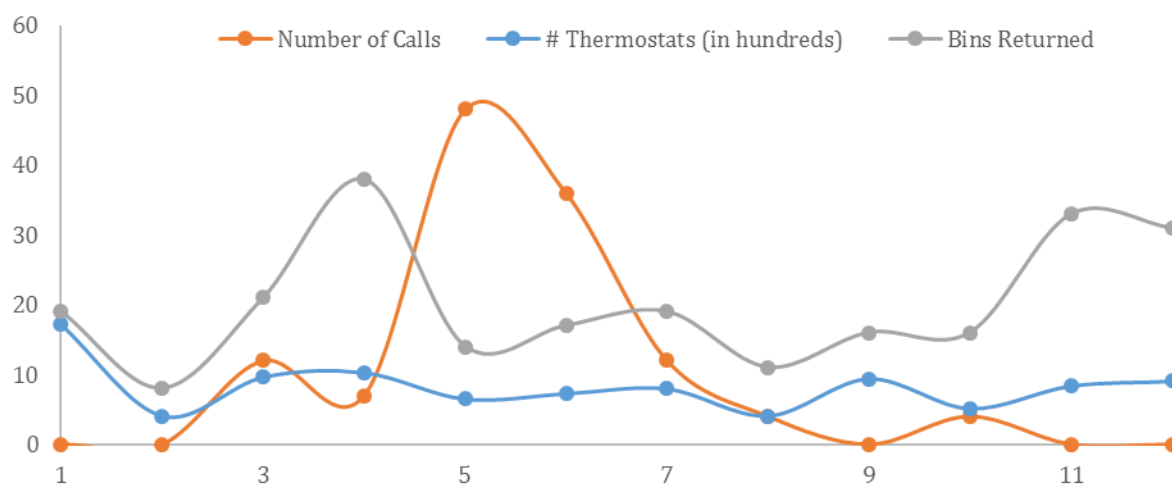
FIGURE 2.8: RELATIONSHIP BETWEEN SITE VISITS AND BINS AND THERMOSTATS RETURNED PER MONTH



EVALUATION

Figure 2.9 displays the relationship between the number of calls, the bins returned, and the number of thermostats (by 100's) returned by month. Calls were placed throughout the year, with the majority of calls being made in the months of May and June. A statistical analysis looking at the relationship between bins returned and calls found no correlation between the two variables, even when considering bins returned may be offset a month or more after the calls were placed.

FIGURE 2.9: RELATIONSHIP BETWEEN 'MISS YOU' CALLS AND BINS AND THERMOSTATS RETURNED PER MONTH



EVALUATION

SECTION 3: COMPARISONS TO NATIONAL AND OTHER STATE'S DATA

To compare how the state collection partners performed in 2016, the national averages for the number of bins returned per total locations since 2012 was calculated and compared to the state average over the same period. The average numbers of bins include locations that did not return any bins in a given year. It should be noted that when making comparisons each state has different regulations, different mix of housing types, local policies, and incentives which may have a unique impact on returns. Overall, the average number of bins returned per location per year was lower in IL than the US average, and the annual averages are shown in figure 3.1.

FIGURE 3.1: AVERAGE NUMBER OF BINS RETURNED PER LOCATION PER YEAR

Average number of bins returned per year per location	2012	2013	2014	2015	2016
US Average	1.4	1.4	1.6	1.8	1.5
IL Average	0.8	0.8	1.1	0.8	1.3

EVALUATION

Figure 3.2 displays the top 10 performing locations in IL in 2016 and top locations since 2013.

Figure 3.3 displays the top 10 partners in the US over the same period in terms of the number of bins returned. Johnstone Supply Company, Ferguson Enterprises Inc., Honeywell Inc. and other partners appear on both the state and the national lists.

FIGURE 3.2: PARTNER LOCATIONS IN IL RETURNING MORE THAN 1 BIN PER YEAR 2013-2016

Location	2013
Honeywell Inc.	32
Johnstone Supply	21
Harry Alter Co	14
Rogers Supply Company	12
United Refrigeration	11
G.W. Berkheimer Company	10
Connor Company	9
South Side Control Supply Co	9
Munch's Supply Co.	7
Crescent Parts & Equipment	7
Ferguson Enterprises	7
National Excelsior Company	6
G & O Thermal Supply Co.	6
Benoist Bros. Supply	5
Lennox Industries Inc.	5
Location	2014
Johnstone Supply	37
Honeywell Inc.	35
G.W. Berkheimer Company	17
Rogers Supply Company	14
Harry Alter Company	12
Munch's Supply Company	10
South Side Control Supply Company	9
Ferguson Enterprises Inc.	9
Moore Supply Company	8
Connor Company	7
Crescent Parts & Equipment	7
National Excelsior Company	7
Illco, Inc.	7
G & O Thermal Supply Company	6

Location	2015
G. W. Berkheimer Company	21
Johnstone Supply	18
CLEAResult	13
Connor Company	11
Roger's Supply Company	11
Crescent Parts & Equipment	10
Munch's Supply Company	10
Harry Alter Co./Temp Equipment Corp.	9
Southside Control Supply Company	8
Benoist Bros. Supply	5
Ferguson Heating & Cooling	5
Goodman Distribution, Inc.	5
G & O Thermal Supply Company	4
Gustave A. Larson Company	4
National Excelsior Company	4
United Refrigeration	4
Illco Inc.	3
Jeckel Plumbing & Heating, LLC	3
Moore Supply Company	3
Source 1	3
Location	2016
Johnstone Supply	18
Franklin Energy Services	11
CLEAResults	11
G.W. Berkheimer Company	9
Harry Alter - National Excelsior	9
Rogers Supply	6
Sid Harvey Inc.	5
Ferguson Enterprises, Inc.	4
Moore Supply Company	4
Munch's Supply Company	3

EVALUATION

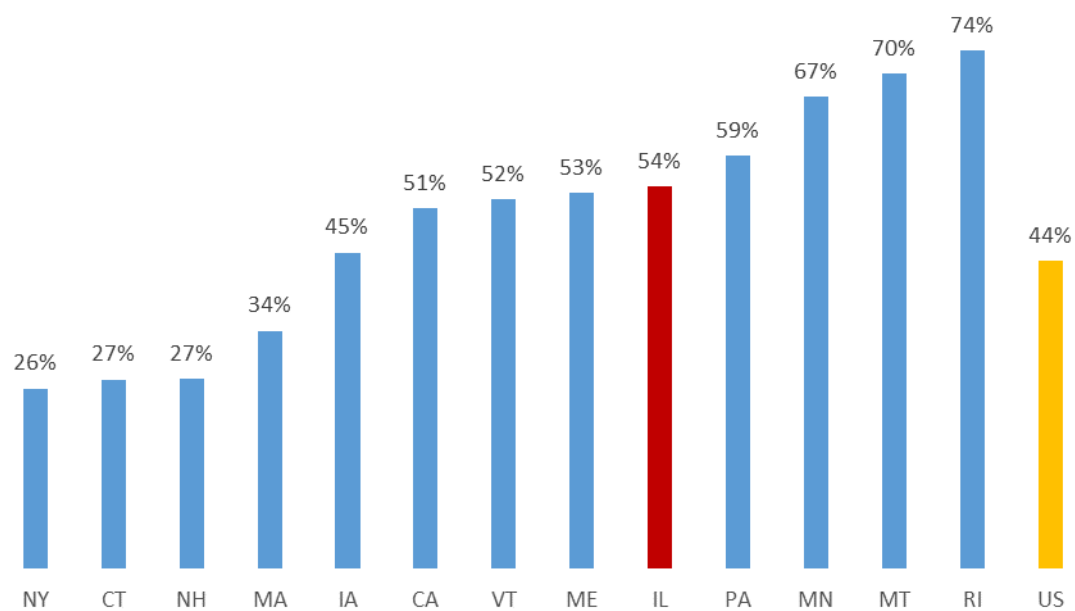
FIGURE 3.3: TOP PERFORMING PARTNER LOCATIONS NATIONWIDE IN BINS RETURNED 2013-2016

Location	2013	Location	2015
R.E. Michel Company	311	Johnstone Supply	519
Johnstone Supply	298	R.E. Michel Company	336
United Refrigeration	162	Ferguson Enterprises	184
Honeywell Inc.	118	United Refrigeration	176
Ferguson Enterprises Inc.	106	US Air Conditioning Distributors, Inc.	106
US Air Conditioning Distributors, Inc.	102	Goodman Distribution Inc.	70
Refrigeration Supplies Distributor	69	Gustave A Larson Company	62
Goodman Distribution Inc.	64	Refrigeration Supplies Distributor	54
Baker Distributing Company	47	Lennox Industries Inc.	51
Comverge	41	Baker Distributing Company	50
Location	2014	Location	2016
R.E. Michel Company	461	Johnstone Supply	444
Johnstone Supply	460	R.E. Michel Company	292
US Air Conditioning Distributors, Inc.	127	United Refrigeration	237
Ferguson Enterprises	119	Lennox Industries Inc.	131
United Refrigeration	114	Ferguson Enterprises, Inc.	104
Goodman Distribution Inc.	95	Us Air Conditioning Distributors, Inc.	70
Honeywell Inc.	77	Ace Supply Co Inc.	66
Gustave A Larson Company	67	Goodman Distribution, Inc.	66
Refrigeration Supplies Distributor	60	Lux Products	54
Lennox Industries Inc.	60	F.W. Webb Company	47
C.C. Dickson Company	55	Baker Distributing Company	46
		Refrigeration Supplies Distributor	46

Figure 3.4 displays the total percentage of locations per state and for the entire US with a bin that participated in the program in 2016 (participation is defined as sending back at least one bin). In 2016, **54% of locations in IL returned a bin** compared to a national average of 44%. The state with the highest percentage of locations returning a bin in 2016 was RI (74%).

EVALUATION

FIGURE 3.4: PERCENTAGE OF LOCATIONS RETURNING A BIN IN 2016



EVALUATION

Figure 3.5 compares state and national rates for several analytics in 2016. These include: total whole thermostats, bins, and loose switches collected, number of thermostats collected by total locations and per participating location, number of thermostats per bin returned on average in 2016, equivalent average, number of mercury thermostat equivalents returned in 2016 and finally percent change in mercury thermostat conversion from 2015 to 2016. The equivalent average is an average of the number of switches in whole thermostats collected in the state, and it is used to calculate the number of thermostats represented by returned loose switches. The thermostat equivalent number includes the totals of whole thermostats returned plus the number of thermostats estimated from loose switches.

FIGURE 3.5: COMPARISONS OF STATES AND US AVERAGES AMONG SEVERAL CATEGORIES

State	Whole T-stats	Bins	Loose Switches	T-stats /total locations (avg.)	T-stats /bin (avg.)	T-stats /location returning a bin (avg.)	Eq. Avg.	T-stat Eq. 2016	% Change
CA	15,501	472	1,273	26	33	51	1.8	16,189	-16%
CT	2,284	53	504	14	43	52	1.3	2,659	-31%
IA	2,098	49	212	27	43	60	1.3	2,259	-21%
IL	9,896	243	1,086	28	41	52	1.3	10,722	-7%
MA	5,232	95	408	22	55	65	1.3	5,555	-33%
ME	4,823	125	56	29	39	55	1.1	4,873	4%
MN	9,413	117	324	94	80	140	1.3	9,665	-5%
MT	468	24	14	17	20	25	1.1	481	109%
NH	2,141	43	457	15	50	56	1.2	2,517	-7%
NY	5,857	165	1,882	15	35	59	1.3	7,270	-31%
PA	9,676	211	595	37	46	63	1.4	10,092	-33%
RI	2,275	41	1,632	67	55	91	1.1	3,829	65%
VT	2,246	74	62	18	30	35	1.1	2,302	14%
US Avg.	5,532	132	654	32	44	62	1.3	6,032	-16%

**T-stat Eq. = Thermostat Equivalent*

APPENDIX 1: COLLECTION LOCATION PHONE CALLS

(Sorted by Date and then alphabetically by City)

Date	Location	Street	City	State	Zip Code
3/16/2016	Connor Co.	413 E. Oakland Avenue	Bloomington	IL	61701
3/16/2016	Capitol Group	6 Gilmore Drive	Bloomington	IL	61701
3/16/2016	Holt Supply Company	2441 S. Main Street	Bloomington	IL	61704
3/16/2016	Capitol Group-Champaign	3101 Research Road	Champaign	IL	61822
3/17/2016	Trane Parts	301 Mercury Drive	Champaign	IL	61822
3/17/2016	Connor Company	1900 N. Lincoln Avenue	Urbana	IL	61801
3/25/2016	G & O Thermal Supply Co.	51 W Seegers Road	Arlington Heights	IL	60005
3/25/2016	Connor Co-Freeport	1028 Il Route 26 N	Freeport	IL	61032
3/25/2016	Connor Co-Marion	801 N. Skyline Drive	Marion	IL	62959
3/25/2016	Goodman Distribution, Inc.-Mt. Vernon	14 Fountain Place	Mt. Vernon	IL	62864
3/28/2016	Johnstone Supply #143	3841 W. Columbus Ave.	Chicago	IL	60652
3/28/2016	Johnstone Supply-Downer's Grove	5365 Walnut Avene	Downers Grove	IL	60515
4/8/2016	Brauer Supply Company	105 Service Street	Belleville	IL	62226
4/8/2016	Bg Distributors	110 North Main Street (P.O. Box 249)	Louisville	IL	62858
4/8/2016	Barry Plumbing & Heating, Inc.	1302 Spruce Street	Morris	IL	60450
4/8/2016	Goodman Distribution - Mundelin	1060 High Street	Mundelein	IL	60060
4/15/2016	United Refrigeration #95	222 James Street	Bensenville	IL	60106
4/15/2016	Trane Supply - Elgin	2410 Vantage Drive	Elgin	IL	60120
4/15/2016	T.F. Ehrhart Company	2212 N. 42Nd Street	Quincy	IL	62305
5/3/2016	Macon County Emd	141 S Main Street Room 408	Decatur	IL	62523
5/31/2016	Porter Pipe & Supply Co	303 South Rohluring Road	Addison	IL	60101
5/31/2016	Ferguson Heating & Cooling 1411	515 Factory Road	Addison	IL	60101
5/31/2016	Harry Alter Co./Temp Equipment Corp	4600 W 120Th Street	Alsip	IL	60803
5/31/2016	Gustave A. Larson Company-Arlington Heights	417 University Drive	Arlington Heights	IL	60004
5/31/2016	G & O Thermal Supply Co.	51 W Seegers Road	Arlington Heights	IL	60005
5/31/2016	United Refrigeration-Aurora	338 E. Sullivan Rd., Suite B	Aurora	IL	60505

5/31/2016	Illco Inc	535 South River Street	Aurora	IL	60506
5/31/2016	Sid Harvey Industries-Bedford Park	5701 W. 73Rd St	Bedford Park	IL	60638
5/31/2016	Connor Co.	413 E. Oakland Avenue	Bloomington	IL	61701
5/31/2016	Capitol Group	6 Gilmore Drive	Bloomington	IL	61701
5/31/2016	Trane Parts	301 Mercury Drive	Champaign	IL	61822
5/31/2016	G & O Thermal Sup. Co.-Chicago	815 S. Jefferson	Chicago	IL	60607
5/31/2016	Moore Supply Company Branch 1	4332 W. Ferdinand	Chicago	IL	60624
5/31/2016	Heinlein Supply Co	5516 N. Elston Avenue	Chicago	IL	60630
5/31/2016	Illco Inc-Countryside	9590 W. 55Th Street	Countryside	IL	60525
5/31/2016	Johnstone Supply #198	4606 W. 138Th St.	Crestwood	IL	60445
5/31/2016	Neuco, Inc.-Downers Grove	5101 Thatcher Road	Downers Grove	IL	60515
5/31/2016	Central Furnace Supply	605 Church Rd	Elgin	IL	60123
5/31/2016	York Factory Branch-Elmhurst	450 Wrightwood Ave.	Elmhurst	IL	60031
5/31/2016	NuComfort Supply, Inc.	500 Windy Point Dr.	Glendale Heights	IL	60139
5/31/2016	Munch's Supply Co., Inc.-Hillside	300 N. Manheim Rd.	Hillside	IL	60162
5/31/2016	Connor Co-Jacksonville	630 Brooklyn Avenue	Jacksonville	IL	62650
5/31/2016	Jerseyville Winnelson	525 Baughman Drive	Jerseyville	IL	62052
5/31/2016	Sid Harvey Industries-Lombard	641 N Main St	Lombard	IL	60148
5/31/2016	Connor Co-Macomb	433 N. Campbell	Macomb	IL	61455
5/31/2016	Connor Co-Marion	801 N. Skyline Drive	Marion	IL	62959
5/31/2016	G.W. Berkheimer Co, Inc.-Mchenry 2	4100 W. Albany Drive	Mchenry	IL	60050
5/31/2016	Johnstone Supply - Melrose Park	5109 W Lake Street	Melrose Park	IL	
5/31/2016	Johnstone Supply	6153 Mulford	Niles	IL	60714
5/31/2016	Goodman Distribution, Inc	3600 Woodhead Drive	Northbrook	IL	60062
5/31/2016	United Refrigeration-Peoria	422 Ne Adams St, Box 1486	Peoria	IL	61603
5/31/2016	G.E. Milaccio Co. Inc.	510 Wolf Road	Peoria	IL	61614
5/31/2016	Crescent Parts & Equipment-Pontoon Beach	4230 Cresent Ind	Pontoon Beach	IL	62040
5/31/2016	Habegger Corporation	520 2nd Street	Rock Island	IL	61201
5/31/2016	Gustave A. Larson Co-Rockford	3016 Eastrock Drive	Rockford	IL	61109
5/31/2016	Connor Co-Rockford	3537 Merchandise Drive	Rockford	IL	61109
5/31/2016	Sid Harvey's-Rockford	4620 American Road	Rockford	IL	61109
5/31/2016	Goodman Distribution, Inc Branch #476	3121 Tollview Dr	Rolling Meadows	IL	60008

5/31/2016	Gustave A Larson-South Holland	695 West 172Nd Street	South Holland	IL	60473
5/31/2016	Capitol Group-Springfield	3125 Cockrell Lane	Springfield	IL	62711
5/31/2016	Illinois Plbg & Htg Supply Co.	4725 Wabash Ave.	Springfield	IL	62711
5/31/2016	Temperature Equipment Corp. (TEC)-Summit	5539 S Archer Road	Summit	IL	60501
5/31/2016	Johnstone Supply - Vernon Hills	970 Corporate Woods Parkway	Vernon Hills	IL	60061
5/31/2016	Illco Inc-Waukegan	880 Northpoint Blvd	Waukegan	IL	60085
5/31/2016	Ferguson Heating and Cooling-Waukegan	3733 Hawthorne Court	Waukegan	IL	60087
5/31/2016	Trane Supply - Willowbrook	7100 S Madison Street	Willowbrook	IL	60527
5/31/2016	South Side Control Supply Co.-Willowbrook	7501 S. Quincy Street	Willowbrook	IL	60527
6/1/2016	Harry Alter Co./Temp Equipment Corp	4600 W 120Th Street	Alsip	IL	60803
6/1/2016	Meilner Mechanical Sales, Inc.	19 West College Drive	Arlington Heights	IL	60004
6/1/2016	Trane Supply - Aurora	1585 Beverly Court	Aurora	IL	60502
6/1/2016	Brauer Supply Company	105 Service Street	Belleville	IL	62226
6/1/2016	United Refrigeration #95	222 James Street	Bensenville	IL	60106
6/1/2016	South Side Control Supply Co.	1819 W. Roosevelt Rd	Broadview	IL	60153
6/1/2016	Trane Supply-Buffalo Grove	1322 Barclay Blvd	Buffalo Grove	IL	60089
6/1/2016	Mid-Lakes Distributing	1029 W Adams Street	Chicago	IL	60607
6/1/2016	Gustave A. Larson Company-Chicago	1201 W. Lake St.	Chicago	IL	60607
6/1/2016	Moore Supply Company Branch 2	2100 W. 80Th St.	Chicago	IL	60620
6/1/2016	W. L. Engler Distributing	1035 N Throop St	Chicago	IL	60642
6/1/2016	Sid Harvey Industries-Crestwood	13500 S Kenton Ave	Crestwood	IL	60445
6/1/2016	United Refrigeration-Danville	124 N. Hazel Street	Danville	IL	61832
6/1/2016	Gustave A Larson-Elgin	1720 Todd Farm Drive	Elgin	IL	60123
6/1/2016	Connor Co-Freeport	1028 Il Route 26 N	Freeport	IL	61032
6/1/2016	Lennox Parts Plus - Glendale Heights	155 Internationale Blvd	Glendale Heights	IL	60139
6/1/2016	Illco Inc-Joliet	2106 W. Mcdonough Street	Joliet	IL	60436
6/1/2016	Rogers Supply Co	17 Enterprise Drive	La Salle	IL	61301
6/1/2016	G.W. Berkheimer Co, Inc.-Lombard	1155 N Dupage Ave.	Lombard	IL	60148
6/1/2016	Bg Distributors	110 North Main Street (P.O. Box 249)	Louisville	IL	62858
6/1/2016	First Supply Company - Machesney Park	10736 N 2nd Street	Machesney Park	IL	61115
6/1/2016	Capitol Group-Marion	1404 Morgan Ave	Marion	IL	62959
6/1/2016	National Excelsior Company-Melrose Park	1999 N Ruby St	Melrose Park	IL	60160

6/1/2016	Goodman Distribution, Inc.-Mt. Vernon	14 Fountain Place	Mt. Vernon	IL	62864
6/1/2016	Goodman Distribution, Inc #480	1060 High Street	Mundelein	IL	60060
6/1/2016	Central Furnace Supply-Naperville	110 Shore Road	Naperville	IL	60563
6/1/2016	Connor Co-Peoria	1209 W. Pioneer Parkway	Peoria	IL	61615
6/1/2016	Connor Co-Quincy	1328 Seminary Road	Quincy	IL	62301
6/1/2016	T.F. Ehrhart Company	2212 N. 42Nd Street	Quincy	IL	62305
6/1/2016	Harry Alter Co./Temp Equipment Corp-Rockford	1818 18Th Ave.	Rockford	IL	61104
6/1/2016	Harry Alter Co./Temp Equipment Corp-Tinley Park	18500 North Creek Dr (S. Entrance)	Tinley Park	IL	60477
6/7/2016	Aaa Acorn Mechanical, Inc.	321 Croyden Street	Spring Grove	IL	60081
6/7/2016	A & R Mechanical	711 Kettering Park	Urbana	IL	61801
6/8/2016	Accu Aire Comfort Systems	4686 E. Rockton Road	Roscoe	IL	61073
6/15/2016	Carl'S Season Control	Po Box 524	Chillicothe	IL	61523
6/24/2016	C&C Plumbing & Heating	1401 W. Lafayette Street	Watseka	IL	60970
7/1/2016	City of Champaign	102 Neil Street	Champaign	IL	
7/1/2016	Chicago Cooling Co.	2728 N. Elston Avenue	Chicago	IL	
7/1/2016	Central Furnace Supply	605 Church Rd	Elgin	IL	60123
7/1/2016	Central Furnace Supply-Naperville	110 Shore Road	Naperville	IL	60563
7/11/2016	City of Champaign	102 Neil Street	Champaign	IL	
7/15/2016	Adel Wholesalers Inc/Trachtenbarg Co.	318 River Drive	Moline	IL	61265
7/15/2016	Adams Heating & A/C	519 South Miller	Waverly	IL	62692
7/21/2016	CLIMATEMP Service Group	2315 Gardner Rd.	Broadview	IL	60155
7/21/2016	Collins Heating & AC	10603 Bencie Lane	West Frankfort	IL	62896
7/25/2016	Ahrens & Condill, Inc.	206 S. Northwes Hwy	Barrington	IL	60010
7/25/2016	All Temp Chicagoland Htg & Ac	4363 W. Montrose Ave.	Chicago	IL	60641
7/25/2016	Allied Hvac	500 E. Northwest Hwy.	Palatine	IL	60074
8/3/2016	Andy & Anderson Heating & Air	1066 Spafford Street	Antioch	IL	60002
8/3/2016	Althoff Industries	8001 S. Route 31	Crystal Lake	IL	60014
8/3/2016	Ambrust Plumbing, Heating & A/C	111 E. Illinois Street	Wheaton	IL	60187
8/29/2016	National Excelsior Company-Plymouth	1528 Ardmore Ave	Itasca	IL	55441
10/31/2016	Johnstone Supply - Chicago	2525 North Elston Avenue	Chicago	IL	60290
10/31/2016	Johnstone Supply - Melrose Park	5109 W Lake Street	Melrose Park	IL	
10/31/2016	Johnstone Supply - Rochford		Rochford	IL	

10/31/2016	Johnstone Supply - Vernon Hills	970 Corporate Woods Parkway	Vernon Hills	IL	60061
------------	---------------------------------	-----------------------------	--------------	----	-------

APPENDIX 2: COLLECTION LOCATION SITE VISITS

(Sorted by Date and then alphabetically by City)

Date	Location	Street	City	State	Zip Code
3/14/2016	Mechanical Supply Company, Inc	319 Centerville Avenue	Belleville	IL	62220
3/14/2016	Connor Co-Jacksonville	630 Brooklyn Avenue	Jacksonville	IL	62650
3/14/2016	Crescent Parts & Equipment-Pontoon Beach	4230 Cresent Ind	Pontoon Beach	IL	62040
3/14/2016	Johnstone Supply-Springfield	301 N. 1st Street	Springfield	IL	62702
3/14/2016	Benoist Bros. Supply Co.-Springfield	2121 Lake Victoria Dr.	Springfield	IL	62703
3/14/2016	Connor Co-Springfield	1400 S. 9Th Street	Springfield	IL	62703
3/14/2016	Roger'S Supply Company-Springfield	1710 59Th	Springfield	IL	62703
3/14/2016	Goodman Distribution, Inc.-Springfield 2	2631 Farmer'S Market Rd	Springfield	IL	62707
3/14/2016	Capitol Group-Springfield	3125 Cockrell Lane	Springfield	IL	62711
3/14/2016	Illinois Plbg & Htg Supply Co.	4725 Wabash Ave.	Springfield	IL	62711
3/14/2016	Goodman Distribution, Inc.-Swansea	120 Corporate Dr.	Swansea	IL	62226
3/15/2016	Capitol Group-East Peoria	900 South Main Street	East Peoria	IL	61611
3/15/2016	Connor Co.-Peoria	2800 N.E. Adams	Peoria	IL	61603
3/15/2016	Rogers Supply Co.-Peoria	616 N. E. Jefferson	Peoria	IL	61603
3/15/2016	United Refrigeration-Peoria	422 Ne Adams St, Box 1486	Peoria	IL	61603

3/15/2016	T. F. Ehrhart Company-Peoria	100 Morton St.	Peoria	IL	61603
3/15/2016	Illco Inc-Peoria	2600 W. Farmington Rd	Peoria	IL	61604
3/15/2016	South Side Control Supply Co.-Peoria	820 SW Jefferson Ave.	Peoria	IL	61605
3/15/2016	Hi Line Supply	405 East Lake Avenue	Peoria	IL	61614
3/15/2016	Yeomans Distributing Co.	1503 W. Altorfer	Peoria	IL	61615
3/15/2016	Connor Co-Peoria	1209 W. Pioneer Parkway	Peoria	IL	61615
3/15/2016	The Habegger Corporation-Peoria	2220 W. Altorfer Dr.	Peoria	IL	61615
3/15/2016	G.E. MILACCIO CO., INC	510 W Wolf Road	Peoria	IL	
3/15/2016	Hunzeker Service Agency	8720 N University St	Peoria	IL	
3/29/2016	Interline Brands	1100 N. Lombard Rd., Suite A	Lombard	IL	60148
3/29/2016	Johnstone Supply - Melrose Park	5109 W Lake Street	Melrose Park	IL	
3/29/2016	Ohare Engineering	55 Messner Drive	Wheeling	IL	60090
3/30/2016	Trane Supply - Aurora	1585 Beverly Court	Aurora	IL	60502
3/30/2016	South Side Control Supply Co.	1819 W. Roosevelt Rd	Broadview	IL	60153
3/30/2016	Illco Inc-Countryside	9590 W. 55Th Street	Countryside	IL	60525
3/30/2016	South Side Control Supply Co.-Willowbrook	7501 S. Quincy Street	Willowbrook	IL	60527
3/31/2016	Gustave A. Larson Company-Chicago	1201 W. Lake St.	Chicago	IL	60607
3/31/2016	W. L. Engler Distributing	1035 N Throop St	Chicago	IL	60642
3/31/2016	Sid Harvey Industries-Crestwood	13500 S Kenton Ave	Crestwood	IL	60445

APPENDIX 3: COLLECTION LOCATION SUMMARY REPORT

Type	Location	Street	City	State	Zip Code	Phone	Return Date	Number of Loose Switches	Number of Thermostats
Wholesaler	FERGUSON HEATING & COOLING	515 Factory Road	Addison	IL	60101	630-458-0840			
Wholesaler	Ferguson Heating & Cooling #1411	515 Factory Road	Addison	IL	60101	630-458-0840			
Wholesaler	Lennox Industries Inc.-CLOSED	10 NORTH MITCHELL STREET	ADDISON	IL	60101	630-932-4176			
Wholesaler	PORTER PIPE & SUPPLY CO	303 SOUTH ROHLURING ROAD	ADDISON	IL	60101	630-812-5630			
Wholesaler	PORTER PIPE & SUPPLY CO	303 SOUTH ROHLURING ROAD	ADDISON	IL	60101	630-812-5630			
Wholesaler	R.E. Michel Company, Inc.	325 W. Laura Drive	Addison	IL	60101	630-543-4720	11/8/2016	2	8
Contractor	COMPLETE HVAC PLUMBING & ELECTRICAL INC.	210 ELM ST.	ALBION	IL	62806	618-445-3329			
Contractor	Atteberry Marshall	102 Illini Avenue	Allenville	IL	61951	217-752-6867	7/13/2016	0	25
Contractor	Tony's Plbg. & Htg., Inc.	118 W D Street.	Alpha	IL	61413	309-629-5251			
Wholesaler	HARRY ALTER CO./TEMP EQUIPMENT CORP	4600 W 120TH STREET	ALSIP	IL	60803	708-371-9711	12/7/2016	0	81
Wholesaler	HARRY ALTER CO./TEMP EQUIPMENT CORP	4600 W 120TH STREET	ALSIP	IL	60803	708-371-9711			
Wholesaler	Munch's Supply Co.	5621 W. 115th Street	Alsip	IL	60803	708-597-2663	6/2/2016	0	50
Contractor	Andy & Anderson Heating & Air	1066 Spafford Street	Antioch	IL	60002	847-395-0581			
Contractor	Temptrol Heating & Cooling	43420 N US Highway 45	Antioch	IL	60002	847-838-2156			
Wholesaler	G & O THERMAL SUPPLY CO.	51 W SEEGER'S ROAD	ARLINGTON HEIGHTS	IL	60005	773-763-1300	4/6/2016	0	3
Wholesaler	G.W. BERKHEIMER CO, INC.	4 E COLLEGE DR.	ARLINGTON HEIGHTS	IL	60004	847 259-5596			
Wholesaler	G.W. BERKHEIMER CO, INC.	4 E COLLEGE DR.	ARLINGTON HEIGHTS	IL	60004	847 259-5596			
Wholesaler	G.W. BERKHEIMER CO, INC.	4 E COLLEGE DR.	ARLINGTON HEIGHTS	IL	60004	847 259-5596			
Wholesaler	G.W. BERKHEIMER CO, INC.	4 E COLLEGE DR.	ARLINGTON HEIGHTS	IL	60004	847 259-5596			
Wholesaler	G.W. BERKHEIMER CO, INC.	4 E COLLEGE DR.	ARLINGTON HEIGHTS	IL	60004	847 259-5596			

Wholesaler	Gustave A Larson	417 University Drive	Arlington Heights	IL	60004				
Wholesaler	Gustave A. Larson	417 University Drive	Arlington Heights	IL	60004	(847) 394-1902			
Contractor	Ibotson Heating Co.	514 Arthur Avenue	Arlington Heights	IL	60005	847-253-0866			
Contractor	Kroeschell Engineering	3222 N. Kennicott Avenue	Arlington Heights	IL	60004	312-640-7980			
Wholesaler	MEILNER MECHANICAL SALES, INC.	19 WEST COLLEGE DRIVE	ARLINGTON HEIGHTS	IL	60004	847-253-1040			
Contractor	Service Midwest, Inc.	1532 E. Algonquin Road	Arlington Heights	IL	60005	847-439-0860			
Retailer	DeDecker Hardware	501 N. State Street	Atkinson	IL	61235	309-936-7454			
Contractor	BUCHNER HEATING & A/C	2116 W. GALENA BLVD	AURORA	IL	60506	630-896-4600			
Wholesaler	G.W. BERKHEIMER CO, INC.	945 AURORA AVE	AURORA	IL	60504	219-887-0141	10/27/2016	50	62
Wholesaler	G.W. BERKHEIMER CO, INC.	945 AURORA AVE	AURORA	IL	60504	219-887-0141			
Wholesaler	ILLCO INC	535 SOUTH RIVER STREET	AURORA	IL	60506	630-892-7904	9/9/2016	14	72
Wholesaler	Illco, Inc	535 So. River St	Aurora	IL	60507	630-892-7904			
Wholesaler	MUNCH'S SUPPLY CO	1631 LANDMARK ROAD	AURORA	IL	60506	630-801-9060			
Contractor	Source 1	3600 Thayer Street	Aurora	IL	60504				
Contractor	Source 1	3600 Thayer Street	Aurora	IL	60504				
Wholesaler	Trane Supply	1585 Beverly Court	Aurora	IL	60502	630-499-9650	4/6/2016	0	4
Wholesaler	UNITED REFRIGERATION	338 E. SULLIVAN RD., SUITE B	AURORA	IL	60505	630 896 9100			
Wholesaler	United Refrigeration #407	338 E. Sullivan Rd., Ste. B	Aurora	IL	60505	630-896-9100			
Contractor	Youngren's Inc.	736 New Haven Avenue	Aurora	IL	60506	630-897-5248			
Contractor	Youngren's Inc.	736 New Haven Avenue	Aurora	IL	60506	630-897-5248			
Contractor	Ahrens & Condill, Inc.	206 S. Northwes Hwy	Barrington	IL	60010	847-381-3021			
Contractor	Alpine Demolition Services	3515 Stern Ave	Batavia	IL	60174	630-761-0700	8/9/2016	34	0
Contractor	Innovative Mechanical Group	918 Paramount Pkwy	Batavia	IL	60510	630-677-6300			
Contractor	Modern Heating Company	11982 W. Wadsworth Road	Beach Park	IL	60087	847-782-9690			
Wholesaler	SID HARVEY INDUSTRIES	5701 W. 73RD ST	BEDFORD PARK	IL	60638	708-594-6448	7/26/2016	0	107
Wholesaler	SID HARVEY INDUSTRIES	5701 W. 73RD ST	BEDFORD PARK	IL	60638	708-594-6448	5/31/2016	0	114
Wholesaler	BENOIST BROS. SUPPLY	27 TOWER PLAZA	BELLEVILLE	IL	62220	618-236-9797			

Wholesaler	Brauer Supply Company	105 Service Street	Belleville	IL	62226	618-233-1733	4/14/2016	0	21
Wholesaler	Crescent Parts & Equipment Company	3519 Frank Scott Parkway West	Belleville	IL	62223	618-277-0770	11/7/2016	0	43
Wholesaler	Crescent Parts & Equipment Company	3519 Frank Scott Parkway West	Belleville	IL	62223	618-277-0770	4/22/2016	0	58
Wholesaler	Crescent Parts & Equipment Company	3519 Frank Scott Parkway West	Belleville	IL	62223	618-277-0770			
Retailer	Hometown Ace Hardware	6938 W Main St.	Belleville	IL	62223	618-397-5201			
Wholesaler	Mechanical Supply Company, Inc	319 Centerville Avenue	Belleville	IL	62220	618-236-2772			
Contractor	Sigman Heating and Air Conditioning, Inc.	6200 Old St. Louis Road	Belleville	IL	62223	618-234-4343	10/31/2016	0	0
Contractor	Sigman Heating and Air Conditioning, Inc.	6200 Old St. Louis Road	Belleville	IL	62223	618-234-4343	2/23/2016	0	40
Wholesaler	UNITED REFRIGERATION INC #72	1900 W. MAIN STREET	BELLEVILLE	IL	62226	618-277-3950			
Retailer	Ace Hardware	302 Meadow St	Belvidere	IL	61008	815-544-9888			
Wholesaler	UNITED REFRIGERATION	222 JAMES ST.	BENSENVILLE	IL	60106	630 521 9100	6/8/2016	0	12
Wholesaler	United Refrigeration #95	222 James St.	Bensenville	IL	60106	630-521-9100			
Wholesaler	United Refrigeration #95	222 James Street	Bensenville	IL	60106	630 521 9100			
Contractor	Melco Supply	275 S. Main Street	Blandinsville	IL	61420	309-652-3487			
	Melvin Plumbing, Heating, Cooling & Electric	405 E. Washington Street	Blandinsville	IL	61420	309-652-3485			
Wholesaler	CAPITOL GROUP	6 GILMORE DRIVE	BLOOMINGTON	IL	61701	309 664 1770			
Wholesaler	CONNOR CO	413 E. OAKLAND AVE	BLOOMINGTON	IL	61701	309-828-0000			
Wholesaler	HOLT SUPPLY COMPANY	2441 S. MAIN STREET	BLOOMINGTON	IL	61704	309-820-0566			
Wholesaler	HOLT SUPPLY COMPANY	2441 S. MAIN STREET	BLOOMINGTON	IL	61704	309-820-0566			
Wholesaler	JOHNSTONE SUPPLY CO	804 S. BUNN	BLOOMINGTON	IL	61701	309-673-7483	1/15/2016	0	91
Wholesaler	NORDINE'S HTG & COOLING SUPPLY	1601 S. BUNN STREET	BLOOMINGTON	IL	61701	309-828-6054			
Wholesaler	NORDINE'S HTG & COOLING SUPPLY	1601 S. BUNN STREET	BLOOMINGTON	IL	61701	309-828-6054			
Contractor	Rich Sewer & Drain	712 S. Clayton Street	Bloomington	IL	61701	309-660-9487			
Wholesaler	Roger's Supply Company	912 S. Bunn Street	Bloomington	IL	61701	(309) 827-0033			
Wholesaler	THE HABEGGER CORPORATION	3 QUEST DRIVE # 108	BLOOMINGTON	IL	61705	309-828-4822			
Wholesaler	Ferguson Heating & Cooling	12431 South Vincennes Road	Blue Island	IL	60406	708-396-1000	7/13/2016	0	59

Wholesaler	Ferguson Heating & Cooling	12431 South Vincennes Road	Blue Island	IL	60406	708-396-1000			
Contractor	Bennett Heating & AC Inc.	5142 E. 5000 North Road	Bourbonnais	IL	60914	815-936-9484	5/12/2016	0	21
Wholesaler	United Pipe & Supply	420 N Industrial Drive	Bradley	IL	60915	815-937-4801	11/10/2016	0	1
Contractor	SOUTHERN HEATING & AIR, INC.	1055 E. STATE ST.	BRIDGEPORT	IL	62417	618-945-9300			
Wholesaler	G & O THERMAL SUP. CO.	7533 W. 99TH PL	BRIDGEVIEW	IL	60455	708-430-6900	4/8/2016	0	29
Wholesaler	G & O THERMAL SUP. CO.	7533 W 99th Place	Bridgeview	IL	60455	708-430-6900			
Wholesaler	UNITED REFRIGERATION	9706 INDUSTRIAL DRIVE	BRIDGEVIEW	IL	60455	708-237-3600	12/23/2016	0	7
Contractor	CLIMATEMP SERVICE GROUP	2315 GARDNER ROAD	BROADVIEW	IL	60155	708-449-8888			
Wholesaler	Gustave A Larson	2120 Roberts Drive	Broadview	IL	60155		5/27/2016	0	5
Wholesaler	Gustave A Larson	2120 Roberts Drive	Broadview	IL	60155		12/16/2016	0	20
Wholesaler	Gustave A Larson	2120 Roberts Dr	Broadview	IL	60155				
Wholesaler	Gustave A. Larson	2120 Roberts Drive	Broadview	IL	60155	(708) 344-2305			
Wholesaler	SOUTH SIDE CONTROL SUPPLY CO.	1819 W. ROOSEVELT RD	BROADVIEW	IL	60153	708-343-5970	7/28/2016	11	22
Wholesaler	SOUTH SIDE CONTROL SUPPLY CO.	1819 W. ROOSEVELT RD	BROADVIEW	IL	60153	708-343-5970	4/6/2016	8	77
Contractor	Able Heating & Cooling Inc.	8814 Ogden Avenue	Brookfield	IL	60513	708-485-0560			
Wholesaler	Trane Supply	1322 Barclay Blvd	Buffalo Grove	IL	60089	847-229-1671			
Wholesaler	GOODMAN DISTRIBUTION, INC	261 SHORE DRIVE	BURR RIDGE	IL	60527	630-325-5526			
Wholesaler	Mid-Way Supply Inc	261 Shore Drive	Burr Ridge	IL	60527	630-325-0540			
Retailer	BATSON'S ACE HARDWARE	426 E. MAIN STREET	BUSHNELL	IL	61422	309-772-3700	12/1/2016	0	32
HHW	FULTON COUNTY HEALTH DEPT.	700 E. OAK ST.	CANTON	IL	61520	309-647-9545	4/4/2016	0	1
Contractor	AUTOMATIC COMFORT SYSTEMS, INC	156 THOMAS ROAD	CARBONDALE	IL	62902	618-549-1928			
Contractor	G. L. MORRIS REFRIG, HTG, & A/C	701 W Industrial Park	CARBONDALE	IL	62901	618-457-0190			
Contractor	JACOBS MECHANICAL SERVICES	48 GEOTHERMAL LANE	CARBONDALE	IL	62903	618-529-2989			
Retailer	Ace Hardware Store	111 East 1st North St.	Carlinville	IL	62626	217-854-2564	6/23/2016	0	2
Contractor	RSP Heating & Cooling	6951 E. Grand	Cartersville	IL	62918	618-942-2424	6/30/2016	0	24
Retailer	Ace Hardware	2021 S Neil St	Champaign	IL	61820	217-355-1580			
Retailer	Ace Hardware	2811 W Kirby	Champaign	IL	61821	217-352-7721			

Contractor	Boma Electric	505 North Harris Ave.	Champaign	IL	61820	217-202-3205			
Wholesaler	CAPITOL GROUP	3101 RESEARCH ROAD	CHAMPAIGN	IL	61822	217 351 1050			
HHW	City of Champaign	702 Edgebrook Drive	Champaign	IL	61820	217-403-4780	7/19/2016	0	12
Wholesaler	Rogers Supply Company	350 N. Walnut	Champaign	IL	61820	217-356-0166	3/15/2016	0	58
Wholesaler	Trane Parts	301 Mercury Drive	Champaign	IL	61822	866-898-3232			
Contractor	Air Max	23952 Northern Illinois Drive	Channahon	IL	60410	815-254-5127			
Retailer	Ace Hardware	1320 E Charles St	Charleston	IL	61920	217-345-8665	10/31/2016	0	2
Retailer	Ace Hardware Store	1200 N Main St.	Chatham	IL	62629	217-783-4085			
Retailer	Ace Hardware	950 Chester Center	Chester	IL	62233	618-826-3000	12/9/2016	0	0
Contractor	ABBAL Heating & Cooling	8518 S. Ashland	Chicago	IL	60620	773-224-7212	11/18/2016	0	31
Wholesaler	Able Distributors	2845 W. 48th Place	Chicago	IL	60632	773-309-6160	4/7/2016	0	2
Wholesaler	Able Distributors	2501 N. Central Ave	Chicago	IL	60639	773-889-5555			
Contractor	ALL TEMP CHICAGOLAND HTG & AC	4363 W. MONTROSE AVE.	CHICAGO	IL	60641	773-481-2000			
Contractor	American Home Heating	4985 N. Elston Avenue	Chicago	IL	60630	773-736-7800	6/17/2016	2	29
Contractor	Chicago Cooling Co.	2728 N. Elston	Chicago	IL	60647	773-276-5000			
Contractor	Christian Petar	5632 N. St. Louis #1	Chicago	IL	60659				
Wholesaler	COG SUPPLY	2714 E. 79TH STREET	CHICAGO	IL	60649	773-375-4200			
Contractor	D's Air & Heating, Inc.	5657 W. North Avenue	Chicago	IL	60639	773-417-4999			
Contractor	Edwards Heating & Cooling	2876 S. Archer Avenue	Chicago	IL	60608	773-247-5075			
Contractor	Eismueller and Sons, Inc.	2659 North Narragansett Ave.	Chicago	IL	60639	773-889-8686			
Wholesaler	Ferguson Heating & Cooling	3509 W. Addison Street	Chicago	IL	60618	773-282-8700	4/6/2016	0	14
Wholesaler	Ferguson Heating & Cooling	3509 West Addison Street	Chicago	IL	60618	773-282-8700	11/29/2016	2	111
Wholesaler	Ferguson Heating & Cooling	3509 W. Addison Street	Chicago	IL	60618	773-282-8700			
Wholesaler	Ferguson Heating & Cooling	4433 South Springfield Avenue	Chicago	IL	60632	773-247-8676			
Wholesaler	Ferguson Heating & Cooling	4433 South Springfield Avenue	Chicago	IL	60632	773-247-8676			
Wholesaler	Ferguson Heating & Cooling	3509 West Addison Street	Chicago	IL	60618	773-282-8700			

Contractor	FES - CHICAGO/OHARE	1010 North Hooker Street	CHICAGO	IL	60642	262-786-1287	3/24/2016	0	172
Contractor	FES - CHICAGO/OHARE	1010 North Hooker Street	CHICAGO	IL	60642	262-786-1287	1/18/2016	0	177
Contractor	Franklin Energy	1010 North Hooker Street	Chicago	IL	60642				
Contractor	Franklin Energy Services	5450 N. Cumberland Ave	Chicago	IL	60656	312-878-0038	11/17/2016	0	117
Contractor	Franklin Energy Services	5450 N. Cumberland Ave	Chicago	IL	60656	312-878-0038	6/21/2016	0	166
Contractor	Franklin Energy Services	1010 North Hooker Street	Chicago	IL	60642	312-878-0038	1/11/2016	2	141
Contractor	Franklin Energy Services	1010 North Hooker Street	Chicago	IL	60642	312-878-0038	1/11/2016	17	186
Contractor	Franklin Energy Services	1010 North Hooker Street	Chicago	IL	60642	312-878-0038	1/11/2016	0	175
Contractor	Franklin Energy Services	1010 North Hooker Street	Chicago	IL	60642	312-878-0038	1/11/2016	0	162
Contractor	Franklin Energy Services	1010 North Hooker Street	Chicago	IL	60642	312-878-0038	1/11/2016	122	77
Contractor	Franklin Energy Services	1010 N Hooker ST	Chicago	IL	60642	(312) 255-0436	6/14/2016	0	143
Contractor	Franklin Energy Services	1010 N Hooker ST	Chicago	IL	60642	(312) 255-0436	2/15/2016	4	151
Contractor	Franklin Energy Services	1010 North Hooker Street	Chicago	IL	60642	312-878-0038			
Other	FRANKLIN ENERGY SERVICES	1010 Hooker	Chicago	IL	60642				
Wholesaler	G & O THERMAL SUP. CO.	815 S. JEFFERSON	CHICAGO	IL	60607	847-439-5242	4/13/2016	0	1
Wholesaler	G & O THERMAL SUP. CO.	815 S JEFFERSON	Chicago	IL	60607	312-563-1300			
Wholesaler	G & O THERMAL SUPPLY CO.	5435 N. NORTHWEST HWY.	CHICAGO	IL	60630	773-763-1300	4/1/2016	0	48
Wholesaler	G & O THERMAL SUPPLY CO.	5435 N. NORTHWEST HWY.	CHICAGO	IL	60630	773-763-1300	12/22/2016	0	107
Wholesaler	G & O THERMAL SUPPLY CO.	5435 N. NORTHWEST HWY.	CHICAGO	IL	60630	773-763-1300	3/31/2016	0	11
Wholesaler	G & O THERMAL SUPPLY CO.	5435 N. NORTHWEST HWY.	CHICAGO	IL	60630	773-763-1300			
Wholesaler	G.W. BERKHEIMER CO, INC.	825 E. 99th Street	Chicago	IL	60628	773-978-4822	7/20/2016	18	102
Wholesaler	G.W. BERKHEIMER CO, INC.	825 E. 99th Street	Chicago	IL	60628	773-978-4822			
Wholesaler	G.W. Berkheimer Co, Inc.	5420 W. Roosevelt Road	Chicago	IL	60644	773-473-8870	10/31/2016	0	7
Wholesaler	G.W. Berkheimer Co, Inc.	5420 W. Roosevelt Road	Chicago	IL	60644	773-473-8870	3/16/2016	0	72
Wholesaler	GOODMAN DIST., CHICAGO STOCKYARDS #474	815 W. PERSHING RD	CHICAGO	IL	60609	773-376-8214			
Retailer	Gordon's Ace Hardware	3011 N. Clark St	Chicago	IL	60657	773-348-3333	11/2/2016	0	3
Retailer	Gordon's Ace Hardware	3011 N. Clark St	Chicago	IL	60657	773-348-3333	1/22/2016	0	12

Retailer	Gordon's Ace Hardware	725 S. State St.	Chicago	IL	60605	312-461-0900	12/13/2016	0	0
Retailer	Gordon's Ace Hardware	24 West Maple	Chicago	IL	60610	312-266-6600	11/3/2016	0	1
Retailer	Gordon's Ace Hardware	680 N. Lake Shore Dr.	Chicago	IL	60611	312-266-0900			
Retailer	Gordon's Ace Hardware	440 N. Orleans St.	Chicago	IL	60654	312-527-4200			
Retailer	Gordon's Ace Hardware	3145 South Ashland	Chicago	IL	60608	773-523-8888			
Wholesaler	GUSTAVE A LARSON	1201 W. LAKE STREET	CHICAGO	IL	60607	312-563-1508	6/8/2016	0	13
Wholesaler	GUSTAVE A LARSON	1201 W. LAKE STREET	CHICAGO	IL	60607	312-563-1508	4/6/2016	0	8
Wholesaler	HARRY ALTER CO./TEMP EQUIPMENT CORP	5830 N NORTHWEST HWY	CHICAGO	IL	60631	708-418-0900	6/23/2016	0	7
Wholesaler	HARRY ALTER CO./TEMP EQUIPMENT CORP	5830 N NORTHWEST HWY	CHICAGO	IL	60631	708-418-0900			
Wholesaler	HARRY ALTER CO./TEMP EQUIPMENT CORP	2643 Chicago Ave	CHICAGO	IL	60612	312-243-4133			
Wholesaler	HARRY ALTER CO./TEMP EQUIPMENT CORP	2643 Chicago Ave	CHICAGO	IL	60612	312-243-4133			
Contractor	HEATCOOL SERV. CO.	4001 N. ELSTON	CHICAGO	IL	60618	773-539-5225			
Wholesaler	HEINLEIN SUPPLY CO	5516 N. ELSTON AVENUE	CHICAGO	IL	60630	773-774-8616			
Wholesaler	Johnstone Supply	2525 N. Elston Avenue	Chicago	IL	60647	773-486-2525	3/22/2016	0	89
Wholesaler	Johnstone Supply	2525 N. Elston Avenue	Chicago	IL	60647	773-486-2525			
Wholesaler	JOHNSTONE SUPPLY #143	3841 W. COLUMBUS AVE.	CHICAGO	IL	60652	773-476-7545	4/1/2016	4	22
Contractor	Marszalik & Sons	5637 S. Kolin Avenue	Chicago	IL	60629	773-585-7500			
Wholesaler	MID-LAKES DISTRIBUTING	1029 W. ADAMS ST.	CHICAGO	IL	60607	312-733-1033	11/28/2016	77	70
Contractor	Midtown Mechanical	4533 West Lexington	Chicago	IL	60624	773-722-8145			
Wholesaler	Moore Supply Company	2100 W. 80TH ST.	CHICAGO	IL	60620	773-487-4400	4/6/2016	0	14
Wholesaler	MOORE SUPPLY COMPANY BRANCH 1	4332 W. FERDINAND	CHICAGO	IL	60624	773-638-4400			
Wholesaler	MUNCH'S SUPPLY CO	2650 West Addison Street	CHICAGO	IL	60618	773-360-5959			
Contractor	PT's Heating & Cooling Inc.	3431 N. Knox Avenue	Chicago	IL	60641	773-545-8980			
Wholesaler	Sid Harvey Industries	3315 N. KNOX AVE.	CHICAGO	IL	60641	773-777-8181			
Wholesaler	South Side Control Supply Co	488 N Milwaukee Av	Chicago	IL	60607	312-226-4900			
Wholesaler	SOUTH SIDE CONTROL SUPPLY CO.	489 N. MILWAUKEE AVE	CHICAGO	IL	60654	847-966-2940	9/6/2016	2	12

Contractor	Toltec Plumbing	4366 W. Ogden	Chicago	IL	60623	773-521-8790			
Wholesaler	Trane Supply	920 W. Pershing Rd	Chicago	IL	60609	773-886-1855			
Wholesaler	W. L. Engler Distributing	1035 N Throop St	Chicago	IL	60642	773-235-4924			
Wholesaler	W.L. ENGLER DISTRIBUTING INC.	1035 N. THROOP ST.	CHICAGO	IL	60642	773-235-4924	4/7/2016	0	36
Wholesaler	W.L. ENGLER DISTRIBUTING INC.	1035 N. THROOP ST.	CHICAGO	IL	60642	773-235-4924			
Contractor	Carl's Season Control	1241 N 3rd Street	Chillicothe	IL	61523	309-274-5593	12/15/2016	6	59
Retailer	MATTESON ACE HARDWARE	1025 E. DIVISION STREET	COAL CITY	IL	60416	815-634-8898			
Wholesaler	SUN-RYS DISTRIBUTING CORP.	1700 W. 1ST AVE.	COAL VALLEY	IL	61240	309-799-7091			
Wholesaler	CONNOR CO	3 BUSINESS CENTER COURT	COLLINSVILLE	IL	62234	618-344-9200			
Contractor	Johnson Controls (York UPG)	1607 Eastport Plaza Suite 101	Collinsville	IL	62234	618-381-9277	12/13/2016	0	22
Wholesaler	Johnstone Supply	2900 Eastport Plaza	Collinsville	IL	62234		7/25/2016	245	99
Wholesaler	Lennox Parts Plus A224	1601 Eastport Plaza Dr. Suite 111	Collinsville	IL	62234	618-803-7060			
Wholesaler	Source 1 HVAC Supply	1607 Eastport Plaza Drive	Collinsville	IL	62234				
Wholesaler	Trane Parts	1605 Eastport Plaza Drive	Collinsville	IL	62234	618-606-9009	3/17/2016	13	8
Retailer	Cotton's Ace Hardware	229 N Main St.	Columbia	IL	62236	618-281-7226			
Wholesaler	ILLCO INC	9590 W. 55TH STREET	COUNTRYSIDE	IL	60525	630-579-5600	4/13/2016	0	46
Contractor	STAR PIPING & HEATING CO., INC.	441 Plainfield Rd	Countryside	IL	60525	708-447-7023			
Contractor	The Heat Engineering Co.	6500 Joliet Road	Countryside	IL	60525	708-246-3300	9/22/2016	0	35
Wholesaler	JOHNSTONE SUPPLY #198	4606 W. 138TH ST.	CRESTWOOD	IL	60445	708-385-3070			
Wholesaler	SID HARVEY INDUSTRIES	13500 S KENTON AVE	CRESTWOOD	IL	60445	708-385-8845	4/7/2016	160	52
Wholesaler	SOUTH SIDE CONTROL SUPPLY CO.	13502 S. KENTON AVENUE	CRESTWOOD	IL	60445	708-385-5252	10/20/2016	0	7
Contractor	ALTHOFF INDUSTRIES	8001 S. ROUTE 31	CRYSTAL LAKE	IL	60014	815-455-7000			
Contractor	ALTHOFF INDUSTRIES	8001 S. ROUTE 31	CRYSTAL LAKE	IL	60014	815-455-7000			
Contractor	Campbell's TempraCure, Inc.	652 W. Terra Cotta	Crystal Lake	IL	60014	815-455-3351			
Wholesaler	Harry Alter Co./Temp Equipment Corp	810 E Terra Cotta Ave.	Crystal Lake	IL	60014	815-459-0766	4/1/2016	0	35
Wholesaler	Harry Alter Co./Temp Equipment Corp	810 E Terra Cotta Ave.	Crystal Lake	IL	60014	815-459-0766			
Contractor	Mad Dash Inc.	930 Pyott Road	Crystal Lake	IL	60014	847-380-7266	7/7/2016	0	3

Contractor	Mad Dash Inc.	930 Pyott Road	Crystal Lake	IL	60014	847-380-7266			
Wholesaler	CONNOR CO	520 E. FAIRCHILD	DANVILLE	IL	61832	217-446-1818			
Contractor	Grubb Electrical Heating & Cooling (Closed)	816 Warrington Avenue	Danville	IL	61832	217-443-3452			
Contractor	KUCHEFSKI HEATING & A/C INC	511 E. MAIN	DANVILLE	IL	61832	217-442-1454			
Wholesaler	ROGERS SUPPLY	1010 GRIGGS ST	Danville	IL	61832	(217) 443-4061	10/27/2016	0	92
Wholesaler	United Refrigeration Inc.	124 N. Hazel St.	DANVILLE	IL	61832	217-442-6807	7/12/2016	1	34
Retailer	Ace Hardware	2809 N Main St	Decatur	IL	62526	217-875-0711	10/7/2016	0	0
Retailer	Ace Hardware	2809 N Main St	Decatur	IL	62526	217-875-0711	10/6/2016	0	0
Retailer	Ace Hardware	2809 N Main St	Decatur	IL	62526	217-875-0711	11/9/2016	0	0
Retailer	Ace Hardware	2880 S Mt. Zion Rd	Decatur	IL	62521	217-864-9314			
Wholesaler	CONNOR CO	3130 N. GRAND PRIX DRIVE 141 S MAIN STREET ROOM 408	DECATUR	IL	62526	217 -875-5626			
HHW	MACON COUNTY EMD		DECATUR	IL	62523	217-425-4512	5/31/2016	0	71
Wholesaler	ROGER'S SUPPLY COMPANY	333 East Wabash	Decatur	IL	62523	217-429-9151	9/7/2016	0	78
Wholesaler	ROGER'S SUPPLY COMPANY	333 East Wabash	Decatur	IL	62523	217-429-9151			
Wholesaler	SOUTH SIDE CONTROL SUPPLY CO.	136 E. PACKARD	DECATUR	IL	62521	217-428-6601	8/29/2016	0	20
Contractor	Honeywell Smart Grid Solutions	21925 West Field Parkway	Deer Park	IL	60010	773-908-8888			
Contractor	Honeywell Smart Grid Solutions	21925 West Field Parkway	Deer Park	IL	60010	773-908-8888			
Contractor	Honeywell Smart Grid Solutions	21925 West Field Parkway	Deer Park	IL	60010	773-908-8888			
Contractor	Honeywell Smart Grid Solutions	21925 West Field Parkway	Deer Park	IL	60010	773-908-8888			
Contractor	Honeywell Smart Grid Solutions	21925 West Field Parkway	Deer Park	IL	60010	773-908-8888			
Contractor	Honeywell Smart Grid Solutions	21925 West Field Parkway	Deer Park	IL	60010	773-908-8888			
Contractor	HONEYWELL UTILITY SOLUTIONS	21925 FIELD PKWY. STE 220	DEER PARK	IL	60010	847-797-4612			
Contractor	HONEYWELL UTILITY SOLUTIONS	21925 FIELD PKWY. STE 220	DEER PARK	IL	60010	847-797-4612			
Contractor	HONEYWELL UTILITY SOLUTIONS	21925 FIELD PKWY. STE 220	DEER PARK	IL	60010	847-797-4612			
Contractor	HONEYWELL UTILITY SOLUTIONS	21925 FIELD PKWY. STE 220	DEER PARK	IL	60010	847-797-4612			
Contractor	HONEYWELL UTILITY SOLUTIONS	21925 FIELD PKWY. STE 220	DEER PARK	IL	60010	847-797-4612			
Contractor	Igor Solovyoff	407 Mallard Drive	Deerfield	IL	60015	224-636-2406			

Contractor	Jeckel Plumbing & Heating, LLC	115 E. Third Street	Delavan	IL	61734	309-244-8265			
Wholesaler	SOUTH SIDE CONTROL SUPPLY CO.	917 S. ELMHURST ROAD	DES PLAINES	IL	60016	847-952-0013	5/2/2016	0	8
Contractor	CLEARresult	2001 Butterfield Road	Downers Grove	IL	60515	331-305-0561			
Contractor	CLEARresult	2001 Butterfield Road	Downers Grove	IL	60515	331-305-0561			
Wholesaler	ECONOTEMP, INC	5280 BELMONT RD	DOWNERS GROVE	IL	60515	630-963-8080	12/17/2016	0	43
Contractor	Fire n Ice Heating & Cooling	2455 Wisconsin Avenue	Downers Grove	IL	60515	630-852-1300	3/29/2016	0	105
Wholesaler	Johnstone Supply	5365 Walnut Avenue	Downers Grove	IL	60515	630-427-6200	4/1/2016	125	74
Wholesaler	Johnstone Supply	5365 Walnut Avenue	Downers Grove	IL	60515	630-427-6200	3/18/2016	0	0
Wholesaler	Johnstone Supply	5365 Walnut Avenue	Downers Grove	IL	60515	630-427-6200			
Retailer	KIN-KO ACE HARDWARE 500-I	6216 S MAIN	DOWNERS GROVE	IL	60516	630-968-4355			
Wholesaler	NEUCO, INC	5101 THATCHER RD	DOWNERS GROVE	IL	60515	630 960 3800 X144			
Contractor	ROBERT BAIR SERVICES	447 ROGERS ST.	DOWNERS GROVE	IL	60505	630-964-1700			
Contractor	STEPHENS PLUMBING & HEATING	747 OGDEN AVE	DOWNERS GROVE	IL	60515	630-968-0783			
Retailer	Ace Hardware	1258 S Washington St	DuQuoin	IL	62832	618-542-2428	11/17/2016	0	0
Retailer	Ace Hardware	1258 S Washington St	DuQuoin	IL	62832	618-542-2428	11/2/2016	0	4
Retailer	Ace Hardware	1258 S Washington St	DuQuoin	IL	62832	618-542-2428			
Wholesaler	Connor Co.	4342 Kennedy Drive	East Moline	IL	61244	309-796-2120			
Wholesaler	CAPITOL GROUP	120 Thunderbird Lane	EAST PEORIA	IL	61611	309 699 3986			
Wholesaler	Modern Wholesale Supply Co.	7103 Marine Road	Edwardsville	IL	62025	618-656-2197	9/7/2016	0	65
Contractor	H.H. Sutton	923 South 4th Street	Eldorado	IL	62930	618-273-3861	10/3/2016	0	2
Wholesaler	CENTRAL FURNACE SUPPLY	605 CHURCH RD	ELGIN	IL	60123	847 622 2220			
Contractor	FJ Bero	1629 Weld Road	Elgin	IL	60123	847-741-6140	8/15/2016	0	0
Wholesaler	G.W. Berkheimer	2761 Pinnacle Drive	Elgin	IL	60124	847-783-4822			
Wholesaler	Goodman Distribution, Inc	2510 Vantage Drive	Elgin	IL	60124	847-551-1340	4/6/2016	0	5
Wholesaler	Gustave A Larson	1720 Todd Farm Dr.	Elgin	IL	60123	847-608-7491			
Wholesaler	GUSTAVE A LARSON	1720 TODD FARM DRIVE	ELGIN	IL	60123	847-608-7491			
Wholesaler	HARRY ALTER CO./TEMP EQUIPMENT CORP	1313 TIMBER DRIVE	ELGIN	IL	60123	708-418-0900			

Wholesaler	NATIONAL EXCELSIOR COMPANY	1313 Timber Drive	ELGIN	IL	60123	847-844-3845	5/6/2016	0	9
Wholesaler	NATIONAL EXCELSIOR COMPANY	1313 Timber Drive	ELGIN	IL	60123	847-844-3845			
Contractor	Source 1	1162 N. McLean Blvd	Elgin	IL	60123		12/16/2016	0	20
Contractor	Source 1	1162 N. McLean Blvd	Elgin	IL	60123				
Wholesaler	Trane Supply	2410 Vantage Drive	Elgin	IL	60120	630-400-4333	7/19/2016	0	2
Retailer	Ziegler's Ace Hardware	215 N. Spring St.	Elgin	IL	60120	847-741-5610	11/17/2016	0	8
Wholesaler	ILLCO INC	780 LIVELY BLVD	ELK GROVE	IL	60007	847-228-1200			
Wholesaler	Harry Alter	475 Crossen Avenue	Elk Grove Village	IL	60007	847-952-1017	3/28/2016	0	34
Wholesaler	HARRY ALTER CO./TEMP EQUIPMENT CORP	475 Crossen Avenue	ELK GROVE VILLAGE	IL	60007	708-418-0900			
Wholesaler	JOHNSTONE SUPPLY	1090 PRATT BLVD	Elk Grove Village	IL	60007				
Wholesaler	JOHNSTONE SUPPLY CO	1090 PRATT BLVD	ELK GROVE VILLAGE	IL	60007	847-956-0810	1/8/2016	0	113
Wholesaler	JOHNSTONE SUPPLY CO	1090 PRATT BLVD	ELK GROVE VILLAGE	IL	60007	847-956-0810			
Contractor	TEC-CLOSED	951 E. OAKTON	ELK GROVE VILLAGE	IL	60007	847-359-4500			
Wholesaler	Source 1	450 W. Wrightwood Avenue	Elmhurst	IL	60126	630-758-1580			
Wholesaler	York UPG	450 Wrightwood Ave	Elmhurst	IL	60126	216-470-6567			
Retailer	Ace Hardare	635 N Pershing St	Energy	IL	62933	618-942-8900	7/14/2016	0	1
Wholesaler	Able Distributors	2423 Main Street	Evanston	IL	60202	847-869-6500			
Contractor	AMERICAN VINTAGE HOME INC	1523 Payne St	EVANSTON	IL	60201	847-251-5255			
Contractor	JOHN J CAHILL INC	1515 CHURCH ST	EVANSTON	IL	60201	847-864-5225			
Contractor	JOHN J. CAHILL INC.	1515 CHURCH ST.	EVANSTON	IL	60201	847-864-5225			
Contractor	NORTHSTAR HEATING & AIR CONDITIONING	2200 GREEN BAY ROAD	EVANSTON	IL	60201	847-869-9600			
Contractor	Leahy Heating & Cooling	9115 S. Kedzie Avenue	Evergreen Park	IL	60805	708-499-3800			
Contractor	Nussbaum Plumbing & Heating	124 E. Locust Street	Fairbury	IL	61739	815-692-2042	12/15/2016	1	15
Contractor	Nussbaum Plumbing & Heating	124 E. Locust Street	Fairbury	IL	61739	815-692-2042	4/4/2016	0	25
Contractor	Scott & Sons Plbg, Htg, Air & Electric	617 County Road 1885 East	Fairfield	IL	62837	618-842-3749			
Retailer	Ace Hardware	1050 E Fort St	Farmington	IL	61531	309-246-2643			

Retailer	Harr's Ace Hardware	836 W. North Ave.	Flora	IL	62839	618-662-4434			
Contractor	Forrest Plumbing, Heating, & Cooling, Inc.	125 E. Krack Street	Forrest	IL	61741	815-657-8515	4/6/2016	0	19
Retailer	Fox Lake Ace	107 Towne Centre Ln.	Fox Lake	IL	60020	847-587-1100	11/15/2016	0	2
Retailer	Leader Ace Hardware	980 Route 22	Fox River Grove	IL	60021	847-639-4431			
Retailer	Ace Hardware	104 Marketplace Dr	Freeburg	IL	62243	618-539-2233			
Contractor	BOMAR HTG & COOLING	420 MEADOWS DRIVE	FREEPORT	IL	61032	815-233-1622			
Wholesaler	CONNOR CO	1028 IL ROUTE 26 N	FREEPORT	IL	61032	815-235-7789			
Wholesaler	First Supply	115 E South Street	Freeport	IL	61032	815-232-6000			
Contractor	Lemanski Heating and Air Conditioning	1398 South Armstrong Ave.	Freeport	IL	61032	815-232-4519			
Contractor	LOESCHER HEATING & AIR CONDITIONING	1860 S. WALNUT RD.	FREEPORT	IL	61032	815 232-6166			
Contractor	Sturtevant Heating & Air Conditioning	1010 S. West Avenue	Freeport	IL	61032	815-821-2419			
Contractor	Basio Plumbing	576 S. Chambers Street	Galesburg	IL	61401	309-642-6010			
Wholesaler	CONNOR CO	2315 GRAND AVE	GALESBURG	IL	61401	309-342-7000	4/1/2016	0	24
Contractor	LAMBASIO, INC	401 E. BERRIEN ST.	GALESBURG	IL	61401	309-341-1802	5/13/2016	0	38
Contractor	LAMBASIO, INC	401 E. BERRIEN ST.	GALESBURG	IL	61401	309-341-1802			
Contractor	MECHANICAL SERVICE, INC.	1144 MONMOUTH BLVD.	GALESBURG	IL	61402	309-342-8136			
Contractor	Pete Logan, Inc DBA Service Pro	2611 E. 5th Street	Galesburg	IL	61401	309-341-0791			
Contractor	Becker & Becker, Inc.	101 South Chicago St.	Geneseo	IL	61254	309-944-3592	4/4/2016	0	24
Retailer	Geneva Ace Hardware	617 W State St.	Geneva	IL	60134	630-208-6600	11/10/2016	6	6
Retailer	GENEVA HARDWARE	617 W. SLATE STREET	GENEVA	IL	60134	630-232-2245			
Contractor	Service Concepts Inc.	404 S Centre Drive	Genoa	IL	60135	815-784-4100			
Contractor	Kohnen Air Conditioning & Heating, Inc.	1104 Sycamore Street	Germantown	IL	62245	618-523-4557			
Retailer	Ace Hardware	505 Jubilee Lane	Germantown Hills	IL	61548	309-383-2223	12/12/2016	0	0
Retailer	Ace Hardware	119-129 N Sangamon Ave	Gibson City	IL	60936	217-784-4273			
Contractor	Reid's Service	9945 Farley Lane	Gillespie	IL	62033	618-362-6566			
Contractor	Burgess and Son, Inc.	702 North 3rd Street	Girard	IL	62640	217-627-2665			
Wholesaler	SID HARVEY INDUSTRIES - CLOSED	299 ROOSEVELT ROAD	GLEN ELLYN	IL	60137	630-469-7300			

Wholesaler	SOUTH SIDE CONTROL SUPPLY CO.	799 W. ROOSEVELT RD BLDG. 2-SUITE 102/106	GLEN ELLYN	IL	60137	630-858-0888	9/13/2016	0	14
Contractor	Thermaster	740 N Columbine Ave.	Glen Ellyn	IL	60138	630-620-6205			
Wholesaler	Lennox Industries Inc.	155 Internationale Blvd	Glendale Heights	IL	60139	630-894-5550			
Wholesaler	Lennox Industries Inc.	155 Internationale Blvd	Glendale Heights	IL	60139	630-894-5550			
Wholesaler	NUCOMFORT SUPPLY INC.	500 WINDY POINT DR.	GLENDALE HEIGHTS	IL	60139	630-534-4900			
Wholesaler	SUPERIOR DISTRIBUTION-CLOSED	155 INTERNATIONALE BLVD	GLENDALE HEIGHTS	IL	60139	630-580-5000			
Contractor	Carlson Heating, Cooling and Electric Co.	3340 West Lake Avenue	Glenview	IL	60026	847-729-0123			
Contractor	Effective Air, Inc.	2033 Johns Ct.	Glenview	IL	60025	847-729-1820			
Contractor	R.H. Witt Heating & Sheet Metal	2049 Johns Drive	Glenview	IL	60025	847-724-1690			
Contractor	Mepco Plumbing & Heating	10956 E. LeClaire Street	Grant Park	IL	60940	815-472-4829			
Contractor	Miller's Area Heating	112 Center Street	Grayslake	IL	60030	847-223-0211			
Wholesaler	ENERTECH, INC	2506 SOUTH ELM STREET	GREENVILLE	IL	62246	618-690-3225			
Wholesaler	Johnstone Supply	3895 Grove Avenue	Gurnee	IL	60031	847-623-8460			
Contractor	Humble Heating & AC Inc.	2067 Cedar Avenue	Hanover Park	IL	60133	647-561-4209			
Contractor	Lebec's Refrigeration, Inc.	26092 East, 8th Road	Harvel	IL	62538	217-229-4295			
Retailer	Ace Hardware Store	2017 W Main St.	Havana	IL	62644	309-543-2638			
Contractor	Zellers Heating and Cooling	12646 SR 78	Havana	IL	62644	309-543-6761			
Contractor	Care Free Comfort	1630 Old Deerfield Road	Highland Park	IL	60035	847-433-7377			
Wholesaler	G & O THERMAL SUP. CO.	1490 Old Deerfield Road Unit 19	Highland Park	IL	60035	847-831-2400	4/1/2016	0	25
Wholesaler	G & O THERMAL SUP. CO.	1490 Old Deerfield Road Unit 19	Highland Park	IL	60035	847-831-2400			
Contractor	Ravinia Plumbing and Heating	1580 Old Skokie Road	Highland Park	IL	60035	847-432-5561			
Retailer	Ace Hardware Store	300 Springfield Road	Hillsboro	IL	62049	217-532-6677	11/7/2016	0	1
Wholesaler	JOHNSTONE SUPPLY HILLSIDE-CLOSED	500 N. MANNHEIM - CLOSED	HILLSIDE	IL	60162	708-493-0500			
Wholesaler	MUNCH'S SUPPLY CO	300 N. MANNHEIM ROAD	HILLSIDE	IL	60162	708-547-1121			
Wholesaler	Munch's Supply Co. Inc	300 N. Manheim Road	Hillside	IL	60162	708-547-1121	9/6/2016	2	78
Contractor	McCrea Plumbing & Heating	118 S. View Street	Hinckley	IL	60520	815-766-1357	1/28/2016	0	31

Contractor	HOEKSTRA HVAC	17907 DIXIE HIGHWAY	HOMEWOOD	IL	60430	708-798-3444			
Contractor	HOEKSTRA HVAC	17907 DIXIE HIGHWAY	HOMEWOOD	IL	60430	708-798-3444			
Contractor	Suburban Electric	2020 W. 187th Street	Homewood	IL	60430	708-798-0909	12/12/2016	0	10
Wholesaler	Excelsior Mfg. & Supply-CLOSED	1465 E Industrial Drive	Itasca	IL	60143	630-773-5500			
Wholesaler	NATIONAL EXCELSIOR COMPANY	1520 ARDMORE AVE	ITASCA	IL	60143	630-773-5500			
Retailer	Ace Hardware Store	900 W. Morton Avenue	Jacksonville	IL	62650	217-524-9563	11/29/2016	0	8
Wholesaler	CONNOR CO	630 BROOKLYN AVENUE	JACKSONVILLE	IL	62650	217-243-3411			
Wholesaler	Jerseyville Winnelson	525 Baughman Drive	Jerseyville	IL	62052	618-498-6255			
Contractor	Advanced Plumbing and Swer	2364 Essington Road	Joliet	IL	60435	815-730-8810			
Wholesaler	Excelsior Mfg. & Supply-CLOSED	510 OAK LEAF CT	JOLIET	IL	60436	815-730-1479			
Wholesaler	G.W. Berkheimer	2102 McDonough Street	Joliet	IL	60436				
Wholesaler	Harry Alter Co	2104 McDonough Street	Joliet	IL	60435	815-730-0336			
Wholesaler	Harry Alter Co./National Excelsior	2104 McDonough Street	JOLIET	IL	60435	815-730-0336			
Wholesaler	ILLCO INC	2106 W. McDONOUGH STREET	JOLIET	IL	60436	815-725-9100	6/3/2016	0	4
Wholesaler	JOHNSTONE SUPPLY #387	2302 OAKLEAF ST.	JOLIET	IL	60436	815-215-1170	1/15/2016	0	5
Wholesaler	ROGERS SUPPLY	500 OAK LEAF COURT UNIT A	JOLIET	IL	60436	815-744-9904	1/27/2016	0	2
Wholesaler	ROGERS SUPPLY	500 OAK LEAF COURT UNIT A	JOLIET	IL	60436	815-744-9904			
HHW	Will County Land Use Dept.	58 E. Clinton St.	Joliet	IL	60432	815-727-8834			
Wholesaler	CONNOR CO	1600 GRINNELL ROAD	KANKAKEE	IL	60901	815-933-6688	11/8/2016	0	3
Contractor	GOODBERLET HTG & AIR COND.	255 E BROOKMONT BLVD	KANKAKEE	IL	60901	815-937-0189			
Contractor	HOLOHAN HEATING & SHEETMETAL	575 W. SENECA	KANKAKEE	IL	60901	815-932-7711			
Wholesaler	ROGER'S SUPPLY COMPANY	1425 HARVARD DRIVE	KANKAKEE	IL	60901	217-356-0166	11/10/2016	0	18
Contractor	Ed's Heating	111 S. Chestnut Street	Kewanee	IL	61443	309-856-5126			
Wholesaler	ROGERS SUPPLY CO	17 ENTERPRISE DRIVE	La Salle	IL	61301	815.220.0162			
Wholesaler	Grainger	100 Grainger Pkwy	Lake Forest	IL	60045				
Contractor	Ireland Heating & Air Conditioning Co.	28354 N. Ballard Drive	Lake Forest	IL	60045	847-362-4548			

Contractor	Rick Kuehn & Sons Heating - Cooling Burner Service	766 Frontage Road	Lake Villa	IL	60046	847-356-5252			
Contractor	Aaron & Trecker Htg. & A/C Inc.	232 Telser Rd	Lake Zurich	IL	60047	847-540-9585			
Wholesaler	HARRY ALTER CO./TEMP EQUIPMENT CORP	17725 VOLBRECHT RD.	LANSING	IL	60438	708-418-6601	9/1/2016	0	30
Wholesaler	HARRY ALTER CO./TEMP EQUIPMENT CORP	17725 VOLBRECHT RD.	LANSING	IL	60438	708-418-6601			
Wholesaler	NATIONAL EXCELSIOR COMPANY	17725 VOLBRECHT ROAD	LANSING	IL	60438	708-418-6601			
Wholesaler	SOUTH SIDE CONTROL SUPPLY CO.	18001 S. TORRENCE AVENUE	LANSING	IL	60438	708-895-5110	9/2/2016	0	9
Contractor	HARDESTY HEATING & COOLING INC.	410 W. BICENTENNIAL DR.	LEROY	IL	61752	309-962-4328			
Contractor	Allied A/C & Heating Corp.	203 Peterson Road	Libertyville	IL	60048	847-367-8989	11/28/2016	1	16
Contractor	Allied A/C & Heating Corp.	203 Peterson Road	Libertyville	IL	60048	847-367-8989			
Wholesaler	HARRY ALTER CO./TEMP EQUIPMENT CORP	912A E PARK AVE (RT 176)	LIBERTYVILLE	IL	60048	847-573-0708	8/16/2016	0	52
Wholesaler	HARRY ALTER CO./TEMP EQUIPMENT CORP	912A E PARK AVE (RT 176)	LIBERTYVILLE	IL	60048	847-573-0708			
Contractor	Toptec Heating Cooling Plumbing and Electrical	345 East Park Avenue	Libertyville	IL	60048	847-362-0262			
Contractor	Toptec Heating Cooling Plumbing and Electrical	345 East Park Avenue	Libertyville	IL	60048	847-362-0262			
Retailer	Ace Hardware Store	521 N Kickapoo St.	Lincoln	IL	62656	217-732-1458	6/28/2016	0	1
Wholesaler	MOORE SUPPLY COMPANY BRANCH 4	4929 LINCOLN AVE.	LISLE	IL	60532	630-971-0400	12/16/2016	1	67
Contractor	CLEARresult	69 Eisenhower Lane South	Lombard	IL	60148	331-305-0561	7/25/2016	0	84
Contractor	CLEARresult	69 Eisenhower Lane South	Lombard	IL	60148	331-305-0561	3/28/2016	0	45
Contractor	CLEARresult	69 Eisenhower Lane South	Lombard	IL	60148	331-305-0561	1/14/2016	0	71
Contractor	CLEARresult	69 Eisenhower Lane South	Lombard	IL	60148	331-305-0561	12/19/2016	0	103
Contractor	CLEARresult	69 Eisenhower Lane South	Lombard	IL	60148	331-305-0561	3/21/2016	0	72
Contractor	CLEARresult	69 Eisenhower Lane South	Lombard	IL	60148	331-305-0561	8/24/2016	0	69
Contractor	CLEARresult	69 Eisenhower Lane South	Lombard	IL	60148	331-305-0561	5/12/2016	0	71
Contractor	CLEARresult	69 Eisenhower Lane South	Lombard	IL	60148	331-305-0561	8/17/2016	0	93
Contractor	CLEARresult	69 Eisenhower Lane South	Lombard	IL	60148	331-305-0561	7/27/2016	0	77
Contractor	CLEARresult	69 Eisenhower Lane South	Lombard	IL	60148	331-305-0561	3/21/2016	0	44

Contractor	CLEARResult	69 Eisenhower Lane South	Lombard	IL	60148	331-305-0561	2/10/2016	0	68
Contractor	CLEARResult	69 Eisenhower Lane South	Lombard	IL	60148	331-305-0561			
Wholesaler	G.W. BERKHEIMER CO, INC.	1155 N. DUPAGE AVE.	LOMBARD	IL	60148	630-932-8777	5/24/2016	1	57
Wholesaler	G.W. BERKHEIMER CO, INC.	1155 N DUPAGE AVE.	LOMBARD	IL	60148	630-932-8777	10/20/2016	2	73
Wholesaler	G.W. BERKHEIMER CO, INC.	1155 N. DUPAGE AVE.	LOMBARD	IL	60148	630-932-8777			
Wholesaler	G.W. BERKHEIMER CO, INC.	1155 N DUPAGE AVE.	LOMBARD	IL	60148	630-932-8777			
Wholesaler	Gustave A Larson	951 N. Main Street	Lombard	IL	60148	630-424-0051			
Wholesaler	INTERLINE BRANDS	1100 N. LOMBARD RD., SUITE A	LOMBARD	IL	60148	630-317-0510			
Wholesaler	Rogers Supply Company	1041 N. DuPage Avenue	Lombard	IL	60148	630-705-9370			
Wholesaler	SID HARVEY INDUSTRIES	641 N. MAIN ST.	LOMBARD	IL	60148	630-627-6810	9/1/2016	1	75
Wholesaler	SID HARVEY INDUSTRIES	641 N. MAIN ST.	LOMBARD	IL	60148	630-627-6810	8/11/2016	8	87
Wholesaler	Sid Harvey Industries	641 N Main ST	Lombard	IL	60148	630-627-6810			
Wholesaler	BG DISTRIBUTORS	110 NORTH MAIN STREET (P.O. BOX 249)	LOUISVILLE	IL	62858	618-665-3353	6/13/2016	0	106
Wholesaler	BG DISTRIBUTORS	110 NORTH MAIN STREET (P.O. BOX 249)	LOUISVILLE	IL	62858	618-665-3353	4/18/2016	0	30
Wholesaler	Rockford Supply	7991 Crest Hills Dr	Loves Park	IL	61111	815-968-9601			
Contractor	Harlem Plumbing Supply	8641 W. Ogden Avenue	Lyons	IL	60534	708-447-2111			
Wholesaler	HARRY ALTER CO./TEMP EQUIPMENT CORP-CLOSED	8542 W. 43RD STREET	LYONS	IL	60534	708-442-8542			
Wholesaler	HARRY ALTER CO./TEMP EQUIPMENT CORP-CLOSED	8542 W. 43RD STREET	LYONS	IL	60534	708-442-8542			
Wholesaler	First Supply	10736 N. 2nd Street	Machesney Park	IL	61115	815-654-5381	6/6/2016	0	12
Wholesaler	CONNOR CO	433 N. CAMPBELL	MACOMB	IL	61455	309-833-2148			
HHW	TRI-COUNTY COLLECTION FACILITY	510 N. PEARL ST.	MACOMB	IL	61455	309-331-4782			
Retailer	Ace Hardware	804 Eastwood Drive	Mahomet	IL	61853	217-586-3747			
Wholesaler	CAPITOL GROUP	1404 MORGAN AVE	MARION	IL	62959	618 997 4002			
Wholesaler	CONNOR CO	801 N. SKYLINE DRIVE	MARION	IL	62959	618-993-1031			
Wholesaler	Crescent Parts & Equipment	3309 W. Commercial Drive	Marion	IL	62959	618-997-5608	11/2/2016	0	23
Wholesaler	Crescent Parts & Equipment	3309 W. Commercial Drive	Marion	IL	62959	618-997-5608	11/2/2016	0	22

Wholesaler	Crescent Parts & Equipment	3309 W. Commercial Drive	Marion	IL	62959	618-997-5608			
Wholesaler	Crescent Parts & Equipment	3309 W. Commercial Drive	Marion	IL	62959	618-997-5608			
Wholesaler	CRESENT PARTS AND EQUIPMENT	3309 WEST COMMERCIAL LOOP	Marion	IL	62959				
Contractor	McCamy Heating and Cooling	805 Lincoln Road	Marquette Heights	IL	61554	309-382-2779	10/26/2016	0	9
Contractor	HERNAN'S PLUMBING & HEATING, INC	131 N. TONICA	MASON CITY	IL	62664	217-482-5805			
Wholesaler	CONNOR CO	1308 LAKELAND BLVD	MATTOON	IL	61938	217-235-4328	11/9/2016	45	65
Contractor	Industrial Mechanical Inc.	717 S. 19th	Mattoon	IL	61938	217-273-1789	8/3/2016	0	4
Contractor	KAM Services, Inc.	2417 Marshall Avenue	Mattoon	IL	61938	217-235-9537			
Wholesaler	Able Distributors	4506 S. Hi Point Road	McHenry	IL	60050	815-344-8899	2/22/2016	2	23
Contractor	American Heating & Cooling	715 North Lillian Street	McHenry	IL	60050	815-385-8220			
Contractor	BUCH BROS PLBG & HTG INC	3012 W RT. 120	MCHENRY	IL	60051	815-385-5300			
Wholesaler	CONNOR CO	3918 N. RICHMOND ROAD	MCHENRY	IL	60051	815-385-4404			
Contractor	Crandall Mechanical	608 North Country Club Drive	McHenry	IL	60050	847-791-2199			
Wholesaler	G.W. BERKHEIMER CO, INC.	4100 ALBANY DR	MCHENRY	IL	60050	815-385-0021	7/21/2016	0	113
Wholesaler	G.W. BERKHEIMER CO, INC.	4100 W. ALBANY DRIVE	MCHENRY	IL	60050	815-385-0021	10/27/2016	0	39
Wholesaler	G.W. BERKHEIMER CO, INC.	4100 ALBANY DR	MCHENRY	IL	60050	815-385-0021			
Contractor	McHenry Heating & Air	4561 Prime Pkwy	McHenry	IL	60050	815-444-9900			
Contractor	Home Efficiency Specialists, Inc.	110 South Elm Street	McLean	IL	61754	309-826-1128			
Wholesaler	HARRY ALTER CO./TEMP EQUIPMENT CORP	1999 N. RUBY STREET	MELROSE PARK	IL	60160	708-343-4225	1/12/2016	3	84
Wholesaler	HARRY ALTER CO./TEMP EQUIPMENT CORP	1999 N. RUBY STREET	MELROSE PARK	IL	60160	708-343-4225			
Wholesaler	Johnstone Supply	5109 W Lake St.	Melrose Park	IL	60160	708-493-0500	4/5/2016	13	44
Wholesaler	Johnstone Supply	5109 W. Lake Street	Melrose Park	IL	60160	708-493-0500			
Wholesaler	NATIONAL EXCELSIOR COMPANY	1999 N RUBY ST	MELROSE PARK	IL	60160	708-343-4225	4/22/2016	2	9
Contractor	Riley Heating & Cooling	16 N. 9th Avenue	Melrose Park	IL	60160	708-343-5472	8/8/2016	0	61
Wholesaler	Service Parts Co	2611 Lake St	Melrose Park	IL	60161	708-344-0810			
Contractor	DOW Heating and Air Conditioning	216 W. Laurel	Millstadt	IL	62260	618-447-2256	12/19/2016	0	65

Contractor	INTEGRITY HEATING & COOLING	19450 97th Ave	MOKENA	IL	60448	708-389-3327			
Wholesaler	Lennox Industries Inc. A214	8901 W 192nd Street Unit B	Mokena	IL	60448	708-326-6130	10/25/2016	2	93
Wholesaler	ADEL WHOLESALERS INC/TRACHTENBARG CO.	318 River Drive	Moline	IL	61265	(309) 797-6668	7/22/2016	0	29
Wholesaler	ADEL WHOLESALERS INC/TRACHTENBARG CO.	318 River Drive	Moline	IL	61265	(309) 797-6668			
Wholesaler	Dennis Company Inc.	2815 Avenue of the Cities	Moline	IL	61265	309-762-0438	2/1/2016	0	19
Contractor	Kale Company	122 River Drive	Moline	IL	61265	309-797-9290			
Retailer	Trevor True Value Hardware	2842 16th Street	Moline	IL	61265	309-764-5689	7/28/2016	1	4
Contractor	BARRY PLUMBING & HEATING, INC.	1296 Bungalow Road	MORRIS	IL	60450	815-941-0078			
Contractor	Cleek Plumbing, Heating & AC, Inc.	888 Wauponsee Street	Morris	IL	60450	815-942-0229	4/13/2016	0	17
Contractor	EZ-Air, Inc.	1302 A Spruce Street	Morris	IL	60450	815-941-2665			
Wholesaler	MUNCH'S SUPPLY CO	2403 SYCAMORE ROAD	MORRIS	IL	60450	815-942-4171			
Contractor	R.L. Lyon, Inc.	888 Third Avenue	Morris	IL	60450	815-942-0134			
Wholesaler	MOORE SUPPLY COMPANY BRANCH 3	8109 N. AUSTIN AVE.	MORTON GROVE	IL	60053	847-581-9200	12/19/2016	0	86
Wholesaler	NATIONAL EXCELSIOR COMPANY	8150 B LEHIGH AVE	MORTON GROVE	IL	60053	847-965-3500	7/22/2016	0	4
Wholesaler	North Shore Faucets, Inc.	5628 Dempster Street	Morton Grove	IL	60053	847-470-0306			
Wholesaler	SOUTH SIDE CONTROL SUPPLY CO.	6010 W. DEMPSTER	MORTON GROVE	IL	60053	312-226-4900	8/29/2016	0	12
Contractor	Basset's Mechanical Inc.	313 S. Spring Street	Mount Pulaski	IL	62548	217-792-5593			
Contractor	Thomas Plumbing and Heating Inc.	107 East Main	Moweaqua	IL	62550	217-768-3790			
Contractor	Scranton Refrigeration & Electric	868 975 North Avenue	Mt. Sterling	IL	62353	217-773-2626			
Wholesaler	BENOIST BROS. SUPPLY	107 NORTH 16TH STREET	MT. VERNON	IL	62864	618-242-0344	6/8/2016	0	86
Wholesaler	GOODMAN DISTRIBUTION, INC.	14 Fountain Place	Mt. Vernon	IL	62864	618-244-4182			
Wholesaler	GOODMAN DISTRIBUTION, INC #480	1060 HIGH STREET	MUNDELEIN	IL	60060	847-566-5109			
Wholesaler	Mid-Way Supply Inc	401 WASHINGTON BLVD	MUNDELEIN	IL	60060	847-362-1020			
Wholesaler	MOORE SUPPLY COMPANY	1260 TOWNLINE RD.	MUNDELEIN	IL	60060	847-362-4545	1/27/2016	4	77
Wholesaler	MOORE SUPPLY COMPANY	1260 TOWNLINE RD.	MUNDELEIN	IL	60060	847-362-4545			
Contractor	CRAINE HEATING AND A/C-NO BIN	1344 N. 7TH ST.	MURPHYSBORO	IL	62966	618-687-4113			
Wholesaler	JOHNSTONE SUPPLY	137 Johnstone Rd.	Murphysboro	IL	62966	618-549-7365	1/12/2016	0	62

Contractor	VOSS HEATING & A/C, INC.	724 NOTRH 17TH ST.	MURPHYSBORO	IL	62966	618-684-6959	1/19/2016	0	21
Contractor	WILLIAMS AIR CONDITIONING	22 MURDALE GARDENS ROAD	MURPHYSBORO	IL	62966	618-684-4328			
Retailer	Buikema's Ace Hardware	963 West 75th Street	Naperville	IL	60565	630-355-3993	12/6/2016	0	0
Retailer	Buikema's Ace Hardware	5025 Ace Lane	Naperville	IL	60564	630-428-8147	12/8/2016	0	8
Retailer	Buikema's Ace Hardware	1030 N Washington St.	Naperville	IL	60563	630-355-0077	12/1/2016	0	0
Wholesaler	CENTRAL FURNACE SUPPLY	110 SHORE ROAD	NAPERVILLE	IL	60563	630 369 7500			
Contractor	Energy Services AC and Heating Co.	512 W. 5th Avenue	Naperville	IL	60563	630-969-1400			
Wholesaler	Ferguson Heating & Cooling	2019 Corporate Lane	Naperville	IL	60563	630-778-6109			
Wholesaler	HARRY ALTER CO./TEMP EQUIPMENT CORP	1661 W QUINCY UNIT #115	NAPERVILLE	IL	60540	630-305-3800			
Wholesaler	HARRY ALTER CO./TEMP EQUIPMENT CORP	1661 W QUINCY UNIT #115	NAPERVILLE	IL	60540	630-305-3800			
Wholesaler	JOHNSTONE SUPPLY - NAPERVILLE	480 INDUSTRIAL DR. STE 116	NAPERVILLE	IL	60563	630 983 6160	12/13/2016	0	8
HHW	NAPERVILLE EPA	1979 BROOKDALE RD.	NAPERVILLE	IL	60540	847-429-0818			
HHW	NAPERVILLE HOUSEHOLD WASTE	1979 BROOKDALE ROAD (NFD #4)	NAPERVILLE	IL	60563	630-420-6747	9/19/2016	0	115
HHW	NAPERVILLE HOUSEHOLD WASTE	1971 BROOKDALE ROAD (NFD #4)	NAPERVILLE	IL	60563	630-420-6747			
HHW	NAPERVILLE HOUSEHOLD WASTE	1979 BROOKDALE ROAD (NFD #4)	NAPERVILLE	IL	60563	630-420-6747			
Contractor	Sudkamp Plumbing, Heating, & Electric	958 US Rt. 45	Neoga	IL	62447	217-895-2591			
Wholesaler	MUNCH'S SUPPLY CO	1901 FERRO DRIVE	NEW LENNOX	IL	60451	815-723-1111			
Wholesaler	G.W. Berkheimer Co., Inc.	6279 W. Howard Street	Niles	IL	60714	847-647-2333			
Wholesaler	G.W. Berkheimer Co., Inc.	6279 W. Howard Street	Niles	IL	60714	847-647-2333			
Wholesaler	G.W. Berkheimer Co., Inc.	6279 W. Howard Street	Niles	IL	60714	847-647-2333			
Wholesaler	Johnstone Supply	6153 Mulford Street	Niles	IL	60714	847-966-2700			
Wholesaler	Johnstone Supply	6153 Mulford St.	Niles	IL	60714	847-966-2700			
Wholesaler	Lennox Industries Inc. A212	6295 West Howard Street	Niles	IL	60714	847-588-2105	11/28/2016	0	36
Wholesaler	Lennox Industries Inc. A212	6295 West Howard Street	Niles	IL	60714	847-588-2105	8/8/2016	0	10
Wholesaler	Mid-Way Supply Inc	5747 W HOWARD ST	NILES	IL	60714	847-588-2421			
Retailer	Ace Hardware Store	204 E College Ave.	Normal	IL	61761	309-454-8413			

Contractor	Comfort HVAC Incorporated	1212 Searle Drive	Normal	IL	61761	309-838-7643			
HHW	TOWN OF NORMAL/PUBLIC WORKS DEPT.	1301 WARRINER ST.	NORMAL	IL	61761	309-454-9576	11/17/2016	0	12
Contractor	Lee's Heating & Air	562 County Road 375 North	Norris City	IL	62869	618-962-3300			
Wholesaler	Harry Alter - National Excelsior	100 Overland Drive	North Aurora	IL	60542	331-256-6642	4/13/2016	0	0
Wholesaler	Harry Alter - National Excelsior	100 Overland Drive	North Aurora	IL	60542	331-256-6642	4/5/2016	0	1
Wholesaler	GOODMAN DISTRIBUTION, INC	3600 WOODHEAD DRIVE	NORTHBROOK	IL	60062	847-272-2509			
Wholesaler	GOODMAN DISTRIBUTION, INC. #478	3600 WOODHEAD DRIVE	NORTHBROOK	IL	60062	847-272-2509	12/15/2016	0	7
Contractor	Logan Square Plumbing & Heating	3001 Lilac Lane	Northbrook	IL	60062	847-291-8787			
Wholesaler	HARRY ALTER CO./TEMP EQUIPMENT CORP	162 NORTHFIELD ROAD	NORTHFIELD	IL	60093	847-446-4343			
Wholesaler	HARRY ALTER CO./TEMP EQUIPMENT CORP	162 NORTHFIELD ROAD	NORTHFIELD	IL	60093	847-446-4343			
Retailer	Ace Hardware	600 Southview Plaza	O Fallon	IL	62269	618-628-7200	10/26/2016	0	2
Retailer	Ace Hardware	600 Southview Plaza	O Fallon	IL	62269	618-628-7200	6/17/2016	0	3
Contractor	S. MECHANICAL, INC.	16420 S. KILBOURN AVENUE	OAK FOREST	IL	60452	708-535-3600			
HHW	VILLAGE OF OAK PARK PUBLIC WORKS	201 SOUTH BLVD.	OAK PARK	IL	60302	708-358-5707			
Contractor	JOHN'S SERVICE AND SALES	117-119 WEST WALNUT ST	OGLESBY	IL	61348	815-883-3637			
Contractor	Royse's Plumbing, Heating, & A/C	1025 West Main Street	Olney	IL	62450	618-392-7586			
Contractor	MYERS PLG & HTG, INC	404 - 11TH AVENUE	ORION	IL	61273	309-526-8566			
Wholesaler	R.E. Michel Co	61 Kendall Point Drive	Oswego	IL	60543	630-978-1891	4/5/2016	0	6
Wholesaler	R.E. Michel Co	61 Kendall Point Drive	Oswego	IL	60543	630-978-1891			
Contractor	ALLIED AC AND HEATING	500 E NW HWY	Palatine	IL	60074				
Contractor	ALLIED HVAC	500 E. NORTHWEST HWY.	PALATINE	IL	60074	847-359-4500	11/8/2016	0	16
Contractor	ALLIED HVAC	500 E. NORTHWEST HWY.	PALATINE	IL	60074	847-359-4500			
Contractor	Green Construction	506 South Jackson Street	Palestine	IL	62451	618-586-5314			
Contractor	First Star HVAC Inc.	8059 W. 126 Street	Palos Park	IL	60464	708-710-8315			
Contractor	HOUSTON PLG, HTG & A/C	111 N. MARKET STREET	PAXTON	IL	60957	217-379-2329			
Retailer	Ace Hardware	2101 S Court St	Pekin	IL	61554	309-346-2235			
Retailer	Ace Hardware	1415 W Forrest Ave	Peoria	IL	61604	309-688-9700	12/8/2016	0	0

Retailer	Ace Hardware	8903 N Knoxville Ave	Peoria	IL	61615	309-689-1133			
Wholesaler	CONNOR CO	1209 W. PIONEER PARKWAY	PEORIA	IL	61615	309-696-5087			
Wholesaler	Connor Co.	2800 N.E. Adams St.	Peoria	IL	61603	309-688-4407	3/21/2016	0	10
Contractor	Fritch Heating & Cooling	1004 NE Adams	Peoria	IL	61603	309-671-5360			
Wholesaler	G.E. MILACCIO CO., INC	510 WOLF ROAD	PEORIA	IL	61614	309-692-4545			
Wholesaler	GOODMAN DISTRIBUTION, INC.	2200 W. Altorfer	Peoria	IL	61615	309-692-5800			
Wholesaler	Habegger Corporation	2220 W. Altorfer Drive	Peoria	IL	61615	309-691-4328			
Wholesaler	Hi Line Supply	405 East Lake Avenue	Peoria	IL	61614	309-685-5986	3/22/2016	1	12
Wholesaler	Hunzeker Service Agency	8720 N. Univeristy Street	Peoria	IL	61615	309-691-3052			
Wholesaler	ILLCO INC	2600 W. FARMINGTON RD	PEORIA	IL	61604	309-495-2810	11/15/2016	0	1
Wholesaler	JOHNSTONE SUPPLY #240	2021 S.W. WASHINGTON ST.	PEORIA	IL	61602	309-673-7486	4/12/2016	1	99
Wholesaler	JOHNSTONE SUPPLY #240	2021 S.W. WASHINGTON ST.	PEORIA	IL	61602	309-673-7486	1/11/2016	6	117
Wholesaler	JOHNSTONE SUPPLY #240	2021 S.W. WASHINGTON ST.	PEORIA	IL	61602	309-673-7486			
Wholesaler	Republic	1503 West Altorfer Dr	Peoria	IL	61615	309-691-2161	3/21/2016	0	11
Wholesaler	ROGERS SUPPLY	616 NE JEFFERSON ST	Peoria	IL	61603	(309) 637-5199	3/24/2016	0	23
Contractor	Ruyle Mechanical Services	1325 NE Bond Street	Peoria	IL	61603	309-573-7307			
Wholesaler	Sheet Metal Products Co	2501 SW Washington St	PEORIA	IL	61602	309-673-8523			
Wholesaler	SHEET METAL PRODUCTS CO.	2501 S.W. WASHINGTON ST.	PEORIA	IL	61602	309-673-8523			
Wholesaler	SOUTH SIDE CONTROL SUPPLY CO. (closed)	820 S.W. JEFFERSON AVENUE	PEORIA	IL	61605	309-637-3775			
Wholesaler	T. F. EHRHART COMPANY	100 MORTON STREET	PEORIA	IL	61603	309-676-1588	3/22/2016	0	10
Wholesaler	T. F. EHRHART COMPANY	100 MORTON STREET	PEORIA	IL	61603	309-676-1588			
Wholesaler	United Refrigeration	422 NE ADAMS ST, BOX 1486	PEORIA	IL	61603	309-674-9245			
Wholesaler	United Refrigeration	422 NE Adams St/ Box 1486	PEORIA	IL	61603	309-674-9245			
Wholesaler	United Refrigeration #428	422 Northeast Adams Street	Peoria	IL	61603	309-674-9245			
Wholesaler	CONNOR CO	3 TERMINAL ROAD	PERU	IL	61354	815-224-1205	12/30/2016	0	1
Contractor	JC's Air Conditioning & Refrig., Inc.	1001 S Main St.	Pinckneyville	IL	62274	618-357-9836			
Retailer	Buikema's Ace Hardware	2240 Illinois Route 59	Plainfield	IL	60586	815-254-9800	7/7/2016	0	8

Contractor	Fox Valley Heating & Cooling	330 Hubbard Cr.	Plano	IL	60545	630-859-9200			
Retailer	Ace Hardware Store	203 E Livingston St.	Pontiac	IL	61764	815-842-2966	12/14/2016	0	22
Contractor	Kupferschmid, Inc.	320 West Howard Street	Pontiac	IL	61764	815-842-3812			
Wholesaler	Crescent Parts & Equipment	4230 Crescent Ind	Pontoon Beach	IL	62040	618-797-2500			
Wholesaler	CRESCENT PARTS & EQUIPMENT	4230 CRESCENT INDUSTRIAL DR.	Pontoon Beach	IL	62040	618-797-2500			
Contractor	Erwin Heating & Cooling	14617 S. Albany Avenue	Posen	IL	60469	708-752-5245			
Contractor	Elmore Heating & Air	205 N. Street Dover	Princeton	IL	61356	815-643-2354			
Contractor	Bruening Heating and A/C	1857 Broadway	Quincy	IL	62301	217-936-2764			
Wholesaler	CONNOR CO	1328 SEMINARY ROAD	QUINCY	IL	62301	217-228-7898	6/6/2016	7	58
Wholesaler	Crescent Parts & Equipment	635 North 3rd St.	QUINCY	IL	62301	217-223-9750	9/7/2016	0	72
Contractor	E Best Plumbing & Heating	628 Jersey Street	Quincy	IL	62301	217-223-3184			
Contractor	PETERS HEATING & A/C	4520 BROADWAY	QUINCY	IL	62305	217-222-1368			
Wholesaler	T.F. EHRHART COMPANY	2212 N. 42nd Street	Quincy	IL	62305	217-222-9103	5/5/2016	0	24
Wholesaler	T.F. EHRHART COMPANY	2212 N. 42nd Street	Quincy	IL	62305	217-222-9103			
Retailer	Ace Hardware	1223 Grove Ave	Rantoul	IL	61866	217-892-4895			
Retailer	Cotton's Ace Hardware	1350 S Main St.	Red Bud	IL	62278	618-282-6800			
Contractor	Weis-DeRousse Heating & Cooling	124 N. Main Street	Red Bud	IL	62278	618-282-2224			
Contractor	Dowe & Wagner Inc.	11215 Commercial Avenue	Richmond	IL	60071	815-678-3000			
Wholesaler	Habegger Corporation	520 2nd Street	Rock Island	IL	61201	309-793-4328			
Retailer	Ace Hardware	1605 N Alpine Rd	Rockford	IL	61107	815-226-9004			
Contractor	AREA MECHANICAL, INC.	821 - 1ST AVENUE	ROCKFORD	IL	61104	815-964-2070			
Contractor	AREA MECHANICAL, INC.	821 - 1ST AVENUE	ROCKFORD	IL	61104	815-964-2070			
HHW	CITY OF ROCKFORD HOUSEHOLD HAZARDOUS WASTE FACILITY	3333 KISHWAUKEE ST.	ROCKFORD	IL	61109	815-961-3789			
Wholesaler	Columbia Pipe & Supply Co.	5730 Columbia Pkwy	Rockford	IL	61108	815-387-1565	2/19/2016	5	91
Wholesaler	CONNOR CO	3537 MERCHANDISE DRIVE	ROCKFORD	IL	61109	815-874-1515			
Wholesaler	DESIGN AIR	2793 SANDHUTTON DRIVE	ROCKFORD	IL	61109	815-229-6614			
Wholesaler	G.W. Berkheimer Co. Inc.	5206 11th Street	Rockford	IL	61109	815-387-0230			

Wholesaler	GUSTAVE A. LARSON CO	3016 Eastrock Drive	Rockford	IL	61109	262-542-0200			
Wholesaler	Gustave A. Larson Company	3016 Eastrock Drive	Rockford	IL	61109	815-398-4922			
Wholesaler	HARRY ALTER CO./TEMP EQUIPMENT CORP	1818 18TH AVE.	ROCKFORD	IL	61104	815-397-1818			
Wholesaler	JOHNSTONE SUPPLY	3358 Pyramid Drive	Rockford	IL	61109	815-874-8256	11/29/2016	2	121
Wholesaler	JOHNSTONE SUPPLY	3358 Pyramid Drive	Rockford	IL	61109	815-874-8256	5/4/2016	0	108
Wholesaler	JOHNSTONE SUPPLY	3358 Pyramid Drive	Rockford	IL	61109	815-874-8256			
Wholesaler	JOHNSTONE SUPPLY CO	3358 PYRAMID DRIVE	ROCKFORD	IL	61109	815-874-8256	10/27/2016	0	122
Wholesaler	JOHNSTONE SUPPLY CO	3358 PYRAMID DRIVE	ROCKFORD	IL	61109	815-874-8256	3/9/2016	1	127
Wholesaler	JOHNSTONE SUPPLY CO	3358 PYRAMID DRIVE	ROCKFORD	IL	61109	815-874-8256	9/15/2016	0	94
Wholesaler	JOHNSTONE SUPPLY CO	3358 PYRAMID DRIVE	ROCKFORD	IL	61109	815-874-8256			
Wholesaler	JOHNSTONE SUPPLY CO	3358 PYRAMID DRIVE	ROCKFORD	IL	61109	815-874-8256			
Contractor	MILLER ENGINEERING COMPANY	1616 SOUTH MAIN STREET	ROCKFORD	IL	61102	815-963-4878	11/9/2016	0	31
Wholesaler	SID HARVEY INDUSTRIES	4620 American Road	Rockford	IL	61109	815-964-9405			
Wholesaler	GOODMAN DISTRIBUTION, INC BRANCH #476	3121 TOLLVIEW DR	ROLLING MEADOWS	IL	60008	847-577-2800			
Retailer	Buikema's Ace Hardware	445 Weber Road	Romeoville	IL	60446	815-886-7082	11/16/2016	0	0
Retailer	Buikema's Ace Hardware	445 Weber Road	Romeoville	IL	60446	815-886-7082	11/1/2016	0	3
Contractor	Accu Aire Comfort Systems	4686 E. Rockton Road	Roscoe	IL	61073	815-624-0644			
Contractor	Johnson Plumbing & Heating	2300 Arnold St.	Savanna	IL	61074	815-541-3523			
Contractor	EGM Inc.	1004 Morse Avenue	Schaumburg	IL	60193	847-534-1175			
Contractor	Service Mechanical	700 Cooper Court	Schaumburg	IL	60173	847-342-9100			
Contractor	Knearem's Commercial Services	320 E. Main	Shelbyville	IL	62565	217-744-4933			
Contractor	MaCari Service Center, Inc.	502 N. Cedar Street	Shelbyville	IL	62565	217-774-4214	4/20/2016	0	27
Contractor	Schuler Heating and Cooling, Inc.	24425 Black Road	Shorewood	IL	60404	815-254-6954	2/1/2016	0	5
Contractor	Burt's Plumbing Services	4638 W. Dobson Street	Skokie	IL	60076	708-814-6755			
Contractor	Convenient Plumbing Inc.	200 South Drive	South Elgin	IL	60177	847-638-7662			
Contractor	Freedom Plumbing & Heating	1172 Sunburg Road	South Elgin	IL	60177	847-695-5311			
Wholesaler	GUSTAVE A LARSON	695 WEST 172ND STREET	SOUTH HOLLAND	IL	60473	708-596-0290			

Wholesaler	Service Parts Co	695 West 172nd St	South Holland	IL	60473	708-344-0810			
Contractor	Heuman Heating & Air	619 S. St. Louis Street	Sparta	IL	62286	618-443-2716			
Contractor	AAA Acorn Mechanical, Inc.	321 Croyden Street	Spring Grove	IL	60081	847-497-9888			
Retailer	Ace Hardware	214 N Walnut St.	Springfield	IL	62702	217-258-5673			
Retailer	Ace Hardware Store	1600 Wabash Ave.	Springfield	IL	62704	217-787-5100			
Wholesaler	Benoist Bros. Supply	2121 Lake Victoria Drive	Springfield	IL	62703	217-529-3946	3/18/2016	0	39
Wholesaler	Capitol Group	3125 Cockrell Lane	SPRINGFIELD	IL	62711	217-793-4300			
Wholesaler	Capitol Group	3125 Cockrell Lane	SPRINGFIELD	IL	62711	217-793-4300			
Wholesaler	Connor Co.	1400 S. 9th Street	SPRINGFIELD	IL	62703	217-544-9612			
Wholesaler	GOODMAN DISTRIBUTION, INC.	2631 Farmer's Market Rd	Springfield	IL	62707	217-522-5593			
Wholesaler	Habegger Corporation	2900 Old Rochester Road	Springfield	IL	62703	217-789-4328			
Contractor	HENSON ROBINSON COMPANY	3550 GREAT NORTHERN AVENUE	SPRINGFIELD	IL	62711	217-544-8451	12/19/2016	0	34
HHW	ILLINOIS EPA	1021 N. GRAND AVE. EAST	SPRINGFIELD	IL	62702	217-524-9642			
HHW	ILLINOIS EPA	1021 N. GRAND AVE. EAST	SPRINGFIELD	IL	62702	217-524-9642			
Wholesaler	ILLINOIS PLBG & HTG SUPPLY CO.	4725 WABASH AVE.	SPRINGFIELD	IL	62711	217-793-9800			
Wholesaler	JOHNSTONE SUPPLY	301 N FIRST STREET	SPRINGFIELD	IL	62702	217-528-9643			
Wholesaler	JOHNSTONE SUPPLY	301 N FIRST STREET	SPRINGFIELD	IL	62702	217-528-9643			
Wholesaler	Lennox Parts Plus A235	2805 N. Dirksen Parkway	Springfield	IL	62702	217-280-8205	12/14/2016	0	25
Wholesaler	Mechanical Supply Company, Inc.	2785 C South 11th	Springfield	IL	62703	217-544-2737	9/2/2016	15	42
Wholesaler	ROGERS SUPPLY COMPANY	1710 S. 9th Street	SPRINGFIELD	IL	62703	217-522-5644			
Contractor	Total Mechanical Services	429 W. Frontage Road	Staunton	IL	62088	618-635-2104			
Contractor	Williams Heating & Air, Inc.	502 W. Shawneetown Trail	Steeleville	IL	62288	618-965-2040			
Wholesaler	CONTRACTORS SUPPLY	114 S. PARK ST.	STREATOR	IL	61364	815-672-7721			
Wholesaler	CONNOR CO	694 HEARTLAND DRIVE	SUGAR GROVE	IL	60554	630-446-3284			
Wholesaler	Harry Alter Co./Temp Equipment Corp	5539 S. Archer Road	Summit	IL	60501	708-442-8542			
Wholesaler	Harry Alter Co./Temp Equipment Corp	5539 S. Archer Road	Summit	IL	60501	708-442-8542			
Wholesaler	GOODMAN DISTRIBUTION, INC.	120 Corporate Dr.	Swansea	IL	62226	618-234-2781	3/17/2016	0	20

Retailer	Ace Hardware Store	1713 W. Spresser St.	Taylorville	IL	62568	217-824-3325			
Contractor	Bob Hanks Heating & Cooling	1026 W. Vandeever Street	Taylorville	IL	62568	217-287-2246			
Contractor	Buhnerkempe Plumbing and Heating Inc.	16429 North 1650th Street	Teutopolis	IL	62467	217-857-3482			
Contractor	Hovel Heating & Cooling	903 N Church Street	Thomasboro	IL	61878	217-643-2125			
Contractor	Blackies Automatic Engineering	1639 Tilton Road	Tilton	IL	61833	217-442-1440			
Wholesaler	G.W. BERKHEIMER	7635 W. 183RD STREET	TINLEY PARK	IL	60477	708-532-8100			
Wholesaler	G.W. BERKHEIMER CO, INC.	7635 W. 183rd ST.	Tinley Park	IL	60477	708-532-8100	11/2/2016	6	51
Wholesaler	G.W. BERKHEIMER CO, INC.	7635 W. 183rd ST.	Tinley Park	IL	60477	708-532-8100			
Wholesaler	G.W. BERKHEIMER CO, INC.	7635 W. 183rd ST.	Tinley Park	IL	60477	708-532-8100			
Wholesaler	HARRY ALTER CO./TEMP EQUIPMENT CORP	18500 NORTH CREEK DR (S. ENTRANCE)	TINLEY PARK	IL	60477	708-781-2000			
Wholesaler	HARRY ALTER CO./TEMP EQUIPMENT CORP	18500 NORTH CREEK DR (S. ENTRANCE)	TINLEY PARK	IL	60477	708-781-2000			
Wholesaler	HARRY ALTER CO./TEMP EQUIPMENT CORP	18500 NORTH CREEK DR (S. ENTRANCE)	TINLEY PARK	IL	60477	708-781-2000			
Wholesaler	NATIONAL EXCELSIOR COMPANY	18500 N Creek Drive	TINLEY PARK	IL	60477	815-730-1479			
Wholesaler	Rogers Supply Company	7950 W. 185th Street	Tinley Park	IL	60477	708-444-1136			
Wholesaler	Trane Supply	18450 S. West Creek Drive	Tinley Park	IL	60477	708-532-8004			
Wholesaler	York UPG	8050 W. 186th Street	Tinley Park	IL	60477	855-276-6489	1/8/2016	0	116
Contractor	KROESCHEN PLG & HTG, INC	117 E. SANTA FE	TOLUCA	IL	61369	815-452-2312	12/13/2016	0	16
Contractor	Hettinger Bros. Plumbing, Heating & AC	308 E. South Line Road	Tuscola	IL	61953	217-253-4314			
Contractor	A & R MECHANICAL	711 KETTERING PARK	URBANA	IL	61801	217-819-5188			
HHW	CITY OF URBANA	706 SOUTH GLOVER AVENUE	URBANA	IL	61802	214-384-2416			
Wholesaler	Connor Company	1900 N. Lincoln Avenue	Urbana	IL	61801	217-367-7601	3/28/2016	0	3
Contractor	Polar Refrigeration, Heating & Cooling Inc.	2508 Northshore Drive	Urbana	IL	61863	217-365-9319	5/24/2016	0	0
Wholesaler	Johnstone Supply	970 Corporate Woods Parkway	Vernon Hills	IL	60061	847-383-6997			
Contractor	Source 1	859 West End Court	Vernon Hills	IL	60061				
Contractor	Source 1	859 West End Court	Vernon Hills	IL	60061				

Contractor	BOILER PROS OF CHICAGO, INC	420 WEST STONE ROAD SUITE D-1	VILLA PARK	IL	60181	708-469-9979			
Contractor	HANSEN MECHANICAL, INC.	420 W. STONE ROAD, #D1	VILLA PARK	IL	60181	630-681-9068			
Contractor	UNIQUE INDOOR COMFORT	150 E. St Charles Road.	Villa Park	IL	60181	630-833-4400			
Wholesaler	GOODMAN DISTRIBUTION, INC	27615 DIEHL ROAD	WARRENVILLE	IL	60555	630-393-4088			
Contractor	C&C Plumbing & Heating	1401 W. Lafayette Street	Watseka	IL	60970	815-432-2685			
Contractor	McKinley Plumbing, Heating and Cooling, Inc.	711 W. Pleasant Street	Watseka	IL	60970	815-432-4328			
Wholesaler	Ferguson Heating & Cooling	3733 Hawthorne Court	Waukegan	IL	60087	847-263-9100	5/10/2016	0	123
Wholesaler	Ferguson Heating & Cooling	3733 Hawthorne Court	Waukegan	IL	60087	847-263-9100			
Wholesaler	GUSTAVE A. LARSON CO	3776 Hawthorne Ct	Waukegan	IL	60087	262-542-0200			
Wholesaler	GUSTAVE A. LARSON CO	3776 Hawthorne Ct	Waukegan	IL	60087	262-542-0200			
Wholesaler	ILLCO INC	880 NORTHPOINT BLVD	WAUKEGAN	IL	60085	847-473-9000	12/16/2016	0	47
Contractor	ADAMS HEATING & A/C	519 SOUTH MILLER	WAVERLY	IL	62692	217-435-9039	7/22/2016	0	11
Contractor	Triangle Mechanical Services	391 Wegner Drive	West Chicago	IL	60185	630-562-0750			
Contractor	Collins Heating & AC	10603 Bencie Lane	West Frankfort	IL	62896	618-927-0487			
Contractor	Stadler Heating & Cooling	34 Plaza Drive	Westmont	IL	60559	630-455-9015	2/9/2016	0	9
Contractor	AMBRUST PLUMBING, HEATING & A/C	111 E. ILLINOIS STREET	WHEATON	IL	60187	630-668-6273			
Retailer	Buikema's Ace Hardware	90 East Loop Road	Wheaton	IL	60189	630-690-0336	12/8/2016	0	0
Retailer	Buikema's Ace Hardware	90 East Loop Road	Wheaton	IL	60189	630-690-0336	10/21/2016	0	3
Retailer	Buikema's Ace Hardware	1705 N Main St.	Wheaton	IL	60187	630-682-3636	11/1/2016	0	5
Contractor	Comfort Masters Service Experts	236 Egid Drive	Wheeling	IL	60090	847-777-0298			
Wholesaler	MUNCH'S SUPPLY CO	301 ALICE STREET	WHEELING	IL	60090	847-229-9333	9/8/2016	7	137
Wholesaler	O'Hare Engineering	55 Messner Drive	Wheeling	IL	60090	847-459-5500	4/4/2016	4	8
Contractor	Taylor Plumbing Inc.	488 Diens Drive	Wheeling	IL	60090	847-977-5967			
Contractor	Therm Flo, Inc.	251 Holbrook Drive	Wheeling	IL	60090	847-353-5401	5/23/2016	0	0
Contractor	McCoy Heating & Air	17478 East Street Hwy. 33	Willow Hill	IL	62480	618-455-3129	9/19/2016	0	13
Contractor	McCoy Heating & Air	17478 East Street Hwy. 33	Willow Hill	IL	62480	618-455-3129	4/20/2016	0	46
Wholesaler	SOUTH SIDE CONTROL SUPPLY CO.	7501 S. QUINCY STREET	WILLOWBROOK	IL	60527	630-325-2177	4/5/2016	0	2

Wholesaler	Trane Supply	7100 S. Madison Street	Willowbrook	IL	60527	630-455-9900	6/10/2016	17	11
Contractor	FJ Kerngan Plumbing	811 Ridge Rd.	Wilmette	IL	60091	847-256-2695			
Contractor	Chris Mechanical Services, Inc.	396 Fenton Lane	Winfield	IL	60190	630-562-0911			
Wholesaler	Columbia Pipe & Supply Co.	1000 Courtaulds Drive	Woodstock	IL	60098	847-567-8002	4/4/2016	0	73
Contractor	JENSEN'S PLUMBING & HEATING, INC.	670 E. CALHOUN ST.	WOODSTOCK	IL	60098	815-338-1936			
Contractor	Rex Service	7030 W. 11th Street	Worth	IL	60482	708-448-5558			
Wholesaler	Mid-Way Supply Inc	2502 Deborah Ave	Zion	IL	60099	847-872-5481			

APPENDIX 4: FORM 990

COPY

EXTENDED TO AUGUST 15, 2016

Form 990

Return of Organization Exempt From Income Tax

OMB No. 1545-0047

Department of the Treasury
Internal Revenue Service

Under section 501(c), 527, or 4947(a)(1) of the Internal Revenue Code (except private foundations)

Do not enter social security numbers on this form as it may be made public.

Information about Form 990 and its instructions is at www.irs.gov/form990.

2015
Open to Public
Inspection

A For the 2015 calendar year, or tax year beginning

and ending

B Check if applicable:

- ☐ Address change
☐ Name change
☐ Initial return
☐ Final return/terminated
☐ Amended return
☐ Application pending

C Name of organization

THERMOSTAT RECYCLING CORPORATION

Doing business as TRC

Number and street (or P.O. box if mail is not delivered to street address) Room/suite
1765 DUKE STREET

City or town, state or province, country, and ZIP or foreign postal code
ALEXANDRIA, VA 22314

F Name and address of principal officer: RYAN KISCADEN
SAME AS C ABOVE

D Employer identification number

54-1830284

E Telephone number

888-266-0550

G Gross receipts \$

1,623,198.

H(a) Is this a group return

for subordinates? ☐ Yes ☒ No

H(b) Are all subordinates included? ☐ Yes ☐ No

If "No," attach a list. (see instructions)

H(c) Group exemption number

I Tax-exempt status: ☐ 501(c)(3) ☒ 501(c)(6) (insert no.) ☐ 4947(a)(1) or ☐ 527

J Website: WWW.THERMOSTAT-RECYCLE.ORG

K Form of organization: ☒ Corporation ☐ Trust ☐ Association ☐ Other

L Year of formation: 1996 M State of legal domicile: DE

Part I Summary

Activities & Governance	1	Briefly describe the organization's mission or most significant activities: TO PROMOTE THE SAFE COLLECTION AND PROPER DISPOSAL OF MERCURY-CONTAINING THERMOSTATS.		
	2	Check this box <input type="checkbox"/> if the organization discontinued its operations or disposed of more than 25% of its net assets.		
	3	Number of voting members of the governing body (Part VI, line 1a)	3	4
	4	Number of independent voting members of the governing body (Part VI, line 1b)	4	4
	5	Total number of individuals employed in calendar year 2015 (Part V, line 2a)	5	8
	6	Total number of volunteers (estimate if necessary)	6	0
	Revenue	7a	Total unrelated business revenue from Part VIII, column (C), line 12	7a
7b		Net unrelated business taxable income from Form 990-T, line 34	7b	0.
8		Contributions and grants (Part VIII, line 1h)	Prior Year	Current Year
9		Program service revenue (Part VIII, line 2g)	0.	0.
10		Investment income (Part VIII, column (A), lines 3, 4, and 7d)	1,487,960.	1,622,964.
11		Other revenue (Part VIII, column (A), lines 5, 6d, 8c, 9c, 10c, and 11e)	245.	234.
12		Total revenue - add lines 8 through 11 (must equal Part VIII, column (A), line 12)	0.	0.
13		Grants and similar amounts paid (Part IX, column (A), lines 1-3)	1,488,205.	1,623,198.
14		Benefits paid to or for members (Part IX, column (A), line 4)	0.	0.
Expenses		15	Salaries, other compensation, employee benefits (Part IX, column (A), lines 5-10)	0.
	16a	Professional fundraising fees (Part IX, column (A), line 11e)	428,110.	456,176.
	b	Total fundraising expenses (Part IX, column (D), line 25)	0.	0.
	17	Other expenses (Part IX, column (A), lines 11a-11d, 11f-24e)	0.	0.
	18	Total expenses. Add lines 13-17 (must equal Part IX, column (A), line 25)	982,852.	932,404.
	19	Revenue less expenses. Subtract line 18 from line 12	1,410,962.	1,388,580.
	20	Total assets (Part X, line 16)	77,243.	234,618.
	21	Total liabilities (Part X, line 26)	Beginning of Current Year	End of Year
	22	Net assets or fund balances. Subtract line 21 from line 20	410,901.	642,843.
			390,722.	388,046.

Part II Signature Block

Under penalties of perjury, I declare that I have examined this return, including accompanying schedules and statements, and to the best of my knowledge and belief, it is true, correct, and complete. Declaration of preparer (other than officer) is based on all information of which preparer has any knowledge.

Sign Here

Signature of officer

RYAN KISCADEN, EXECUTIVE DIRECTOR

Type or print name and title

Date

8/2/16

Paid Preparer Use Only

Print/Type preparer's name

JEFFREY A. SMITH, CPA

Preparer's signature

Date

Check if self-employed

PTIN

P00139935

Firm's name

BURDETTE SMITH & BISH LLC
4035 RIDGE TOP ROAD, SUITE 550
FAIRFAX, VA 22030-7411

Firm's EIN

45-4037800

Phone no. 703-591-5200

May the IRS discuss this return with the preparer shown above? (see instructions)

☒ Yes ☐ No

Part III Statement of Program Service AccomplishmentsCheck if Schedule O contains a response or note to any line in this Part III ☐**1** Briefly describe the organization's mission:

THE THERMOSTAT RECYCLING CORPORATION (TRC) IS A NON-PROFIT ORGANIZATION THAT FACILITATES AND MANAGES THE COLLECTION AND PROPER DISPOSAL OF MERCURY-CONTAINING THERMOSTATS.

2 Did the organization undertake any significant program services during the year which were not listed on the prior Form 990 or 990-EZ? ☐ Yes ☒ No

If "Yes," describe these new services on Schedule O.

3 Did the organization cease conducting, or make significant changes in how it conducts, any program services? ☐ Yes ☒ No

If "Yes," describe these changes on Schedule O.

4 Describe the organization's program service accomplishments for each of its three largest program services, as measured by expenses. Section 501(c)(3) and 501(c)(4) organizations are required to report the amount of grants and allocations to others, the total expenses, and revenue, if any, for each program service reported.

4a (Code:) (Expenses \$ 1,209,411. including grants of \$) (Revenue \$ 1,622,964.)
TRC FACILITATES THE PROPER MANAGEMENT OF WASTE MERCURY THERMOSTATS BY PROVIDING RECYCLING CONTAINERS FOR THE COLLECTION AND TRANSPORT OF WASTE MERCURY THERMOSTATS TO ELIGIBLE COLLECTION SITES IN ALL U.S. STATES EXCEPT ALASKA AND HAWAII. TRC ALSO CONDUCTS AN EDUCATIONAL CAMPAIGN PROMOTING THE PROPER MANAGEMENT OF WASTE MERCURY THERMOSTATS. SINCE TRC'S FOUNDING, TRC HAS COLLECTED OVER 1,500,000 MERCURY-CONTAINING THERMOSTATS WHICH HAS KEPT 9 TONS OF MERCURY OUT OF THE WASTE SYSTEM.

4b (Code:) (Expenses \$ including grants of \$) (Revenue \$)

4c (Code:) (Expenses \$ including grants of \$) (Revenue \$)

4d Other program services (Describe in Schedule O.)

(Expenses \$ including grants of \$) (Revenue \$)

4e Total program service expenses **1,209,411.**

Part IV Checklist of Required Schedules

	Yes	No
1 Is the organization described in section 501(c)(3) or 4947(a)(1) (other than a private foundation)? <i>If "Yes," complete Schedule A</i>		X
2 Is the organization required to complete <i>Schedule B, Schedule of Contributors</i> ?		X
3 Did the organization engage in direct or indirect political campaign activities on behalf of or in opposition to candidates for public office? <i>If "Yes," complete Schedule C, Part I</i>		X
4 Section 501(c)(3) organizations. Did the organization engage in lobbying activities, or have a section 501(h) election in effect during the tax year? <i>If "Yes," complete Schedule C, Part II</i>		
5 Is the organization a section 501(c)(4), 501(c)(5), or 501(c)(6) organization that receives membership dues, assessments, or similar amounts as defined in Revenue Procedure 98-19? <i>If "Yes," complete Schedule C, Part III</i>	X	
6 Did the organization maintain any donor advised funds or any similar funds or accounts for which donors have the right to provide advice on the distribution or investment of amounts in such funds or accounts? <i>If "Yes," complete Schedule D, Part I</i>		X
7 Did the organization receive or hold a conservation easement, including easements to preserve open space, the environment, historic land areas, or historic structures? <i>If "Yes," complete Schedule D, Part II</i>		X
8 Did the organization maintain collections of works of art, historical treasures, or other similar assets? <i>If "Yes," complete Schedule D, Part III</i>		X
9 Did the organization report an amount in Part X, line 21, for escrow or custodial account liability, serve as a custodian for amounts not listed in Part X; or provide credit counseling, debt management, credit repair, or debt negotiation services? <i>If "Yes," complete Schedule D, Part IV</i>		X
10 Did the organization, directly or through a related organization, hold assets in temporarily restricted endowments, permanent endowments, or quasi-endowments? <i>If "Yes," complete Schedule D, Part V</i>		X
11 If the organization's answer to any of the following questions is "Yes," then complete Schedule D, Parts VI, VII, VIII, IX, or X as applicable.		
a Did the organization report an amount for land, buildings, and equipment in Part X, line 10? <i>If "Yes," complete Schedule D, Part VI</i>	X	
b Did the organization report an amount for investments - other securities in Part X, line 12 that is 5% or more of its total assets reported in Part X, line 16? <i>If "Yes," complete Schedule D, Part VII</i>		X
c Did the organization report an amount for investments - program related in Part X, line 13 that is 5% or more of its total assets reported in Part X, line 16? <i>If "Yes," complete Schedule D, Part VIII</i>		X
d Did the organization report an amount for other assets in Part X, line 15 that is 5% or more of its total assets reported in Part X, line 16? <i>If "Yes," complete Schedule D, Part IX</i>		X
e Did the organization report an amount for other liabilities in Part X, line 25? <i>If "Yes," complete Schedule D, Part X</i>		X
f Did the organization's separate or consolidated financial statements for the tax year include a footnote that addresses the organization's liability for uncertain tax positions under FIN 48 (ASC 740)? <i>If "Yes," complete Schedule D, Part X</i>	X	
12a Did the organization obtain separate, independent audited financial statements for the tax year? <i>If "Yes," complete Schedule D, Parts XI and XII</i>	X	
b Was the organization included in consolidated, independent audited financial statements for the tax year? <i>If "Yes," and if the organization answered "No" to line 12a, then completing Schedule D, Parts XI and XII is optional</i>		X
13 Is the organization a school described in section 170(b)(1)(A)(ii)? <i>If "Yes," complete Schedule E</i>		X
14a Did the organization maintain an office, employees, or agents outside of the United States?		X
b Did the organization have aggregate revenues or expenses of more than \$10,000 from grantmaking, fundraising, business, investment, and program service activities outside the United States, or aggregate foreign investments valued at \$100,000 or more? <i>If "Yes," complete Schedule F, Parts I and IV</i>		X
15 Did the organization report on Part IX, column (A), line 3, more than \$5,000 of grants or other assistance to or for any foreign organization? <i>If "Yes," complete Schedule F, Parts II and IV</i>		X
16 Did the organization report on Part IX, column (A), line 3, more than \$5,000 of aggregate grants or other assistance to or for foreign individuals? <i>If "Yes," complete Schedule F, Parts III and IV</i>		X
17 Did the organization report a total of more than \$15,000 of expenses for professional fundraising services on Part IX, column (A), lines 6 and 11e? <i>If "Yes," complete Schedule G, Part I</i>		X
18 Did the organization report more than \$15,000 total of fundraising event gross income and contributions on Part VIII, lines 1c and 8a? <i>If "Yes," complete Schedule G, Part II</i>		X
19 Did the organization report more than \$15,000 of gross income from gaming activities on Part VIII, line 9a? <i>If "Yes," complete Schedule G, Part III</i>		X

Form 990 (2015)

Part IV Checklist of Required Schedules (continued)

	Yes	No
20a Did the organization operate one or more hospital facilities? <i>If "Yes," complete Schedule H</i>		X
b If "Yes" to line 20a, did the organization attach a copy of its audited financial statements to this return?		
21 Did the organization report more than \$5,000 of grants or other assistance to any domestic organization or domestic government on Part IX, column (A), line 1? <i>If "Yes," complete Schedule I, Parts I and II</i>		X
22 Did the organization report more than \$5,000 of grants or other assistance to or for domestic individuals on Part IX, column (A), line 2? <i>If "Yes," complete Schedule I, Parts I and III</i>		X
23 Did the organization answer "Yes" to Part VII, Section A, line 3, 4, or 5 about compensation of the organization's current and former officers, directors, trustees, key employees, and highest compensated employees? <i>If "Yes," complete Schedule J</i>	X	
24a Did the organization have a tax-exempt bond issue with an outstanding principal amount of more than \$100,000 as of the last day of the year, that was issued after December 31, 2002? <i>If "Yes," answer lines 24b through 24d and complete Schedule K. If "No," go to line 25a</i>		X
b Did the organization invest any proceeds of tax-exempt bonds beyond a temporary period exception?		
c Did the organization maintain an escrow account other than a refunding escrow at any time during the year to defease any tax-exempt bonds?		
d Did the organization act as an "on behalf of" issuer for bonds outstanding at any time during the year?		
25a Section 501(c)(3), 501(c)(4), and 501(c)(29) organizations. Did the organization engage in an excess benefit transaction with a disqualified person during the year? <i>If "Yes," complete Schedule L, Part I</i>		
b Is the organization aware that it engaged in an excess benefit transaction with a disqualified person in a prior year, and that the transaction has not been reported on any of the organization's prior Forms 990 or 990-EZ? <i>If "Yes," complete Schedule L, Part I</i>		
26 Did the organization report any amount on Part X, line 5, 6, or 22 for receivables from or payables to any current or former officers, directors, trustees, key employees, highest compensated employees, or disqualified persons? <i>If "Yes," complete Schedule L, Part II</i>		X
27 Did the organization provide a grant or other assistance to an officer, director, trustee, key employee, substantial contributor or employee thereof, a grant selection committee member, or to a 35% controlled entity or family member of any of these persons? <i>If "Yes," complete Schedule L, Part III</i>		X
28 Was the organization a party to a business transaction with one of the following parties (see Schedule L, Part IV instructions for applicable filing thresholds, conditions, and exceptions):		
a A current or former officer, director, trustee, or key employee? <i>If "Yes," complete Schedule L, Part IV</i>		X
b A family member of a current or former officer, director, trustee, or key employee? <i>If "Yes," complete Schedule L, Part IV</i>		X
c An entity of which a current or former officer, director, trustee, or key employee (or a family member thereof) was an officer, director, trustee, or direct or indirect owner? <i>If "Yes," complete Schedule L, Part IV</i>		X
29 Did the organization receive more than \$25,000 in non-cash contributions? <i>If "Yes," complete Schedule M</i>		X
30 Did the organization receive contributions of art, historical treasures, or other similar assets, or qualified conservation contributions? <i>If "Yes," complete Schedule M</i>		X
31 Did the organization liquidate, terminate, or dissolve and cease operations? <i>If "Yes," complete Schedule N, Part I</i>		X
32 Did the organization sell, exchange, dispose of, or transfer more than 25% of its net assets? <i>If "Yes," complete Schedule N, Part II</i>		X
33 Did the organization own 100% of an entity disregarded as separate from the organization under Regulations sections 301.7701-2 and 301.7701-3? <i>If "Yes," complete Schedule R, Part I</i>		X
34 Was the organization related to any tax-exempt or taxable entity? <i>If "Yes," complete Schedule R, Part II, III, or IV, and Part V, line 1</i>		X
35a Did the organization have a controlled entity within the meaning of section 512(b)(13)?		X
b If "Yes" to line 35a, did the organization receive any payment from or engage in any transaction with a controlled entity within the meaning of section 512(b)(13)? <i>If "Yes," complete Schedule R, Part V, line 2</i>		
36 Section 501(c)(3) organizations. Did the organization make any transfers to an exempt non-charitable related organization? <i>If "Yes," complete Schedule R, Part V, line 2</i>		
37 Did the organization conduct more than 5% of its activities through an entity that is not a related organization and that is treated as a partnership for federal income tax purposes? <i>If "Yes," complete Schedule R, Part VI</i>		X
38 Did the organization complete Schedule O and provide explanations in Schedule O for Part VI, lines 11b and 19?	X	

Note. All Form 990 filers are required to complete Schedule O

Form 990 (2015)

Part V Statements Regarding Other IRS Filings and Tax ComplianceCheck if Schedule O contains a response or note to any line in this Part V ☐

		Yes	No
1a Enter the number reported in Box 3 of Form 1096. Enter -0- if not applicable	1a 8		
b Enter the number of Forms W-2G included in line 1a. Enter -0- if not applicable	1b 0		
c Did the organization comply with backup withholding rules for reportable payments to vendors and reportable gaming (gambling) winnings to prize winners?	1c	X	
2a Enter the number of employees reported on Form W-3, Transmittal of Wage and Tax Statements, filed for the calendar year ending with or within the year covered by this return	2a 8		
b If at least one is reported on line 2a, did the organization file all required federal employment tax returns? Note. If the sum of lines 1a and 2a is greater than 250, you may be required to e-file (see instructions)	2b	X	
3a Did the organization have unrelated business gross income of \$1,000 or more during the year?	3a		X
b If "Yes," has it filed a Form 990-T for this year? If "No," to line 3b, provide an explanation in Schedule O	3b		
4a At any time during the calendar year, did the organization have an interest in, or a signature or other authority over, a financial account in a foreign country (such as a bank account, securities account, or other financial account)?	4a		X
b If "Yes," enter the name of the foreign country: See instructions for filing requirements for FinCEN Form 114, Report of Foreign Bank and Financial Accounts (FBAR).			
5a Was the organization a party to a prohibited tax shelter transaction at any time during the tax year?	5a		X
b Did any taxable party notify the organization that it was or is a party to a prohibited tax shelter transaction?	5b		X
c If "Yes," to line 5a or 5b, did the organization file Form 8886-T?	5c		
6a Does the organization have annual gross receipts that are normally greater than \$100,000, and did the organization solicit any contributions that were not tax deductible as charitable contributions?	6a		X
b If "Yes," did the organization include with every solicitation an express statement that such contributions or gifts were not tax deductible?	6b		
7 Organizations that may receive deductible contributions under section 170(c).			
a Did the organization receive a payment in excess of \$75 made partly as a contribution and partly for goods and services provided to the payor?	7a		
b If "Yes," did the organization notify the donor of the value of the goods or services provided?	7b		
c Did the organization sell, exchange, or otherwise dispose of tangible personal property for which it was required to file Form 8282?	7c		
d If "Yes," indicate the number of Forms 8282 filed during the year	7d		
e Did the organization receive any funds, directly or indirectly, to pay premiums on a personal benefit contract?	7e		X
f Did the organization, during the year, pay premiums, directly or indirectly, on a personal benefit contract?	7f		X
g If the organization received a contribution of qualified intellectual property, did the organization file Form 8899 as required?	7g		
h If the organization received a contribution of cars, boats, airplanes, or other vehicles, did the organization file a Form 1098-C?	7h		
8 Sponsoring organizations maintaining donor advised funds. Did a donor advised fund maintained by the sponsoring organization have excess business holdings at any time during the year?	8		
9 Sponsoring organizations maintaining donor advised funds.			
a Did the sponsoring organization make any taxable distributions under section 4966?	9a		
b Did the sponsoring organization make a distribution to a donor, donor advisor, or related person?	9b		
10 Section 501(c)(7) organizations. Enter:			
a Initiation fees and capital contributions included on Part VIII, line 12	10a		
b Gross receipts, included on Form 990, Part VIII, line 12, for public use of club facilities	10b		
11 Section 501(c)(12) organizations. Enter:			
a Gross income from members or shareholders	11a		
b Gross income from other sources (Do not net amounts due or paid to other sources against amounts due or received from them.)	11b		
12a Section 4947(a)(1) non-exempt charitable trusts. Is the organization filing Form 990 in lieu of Form 1041?	12a		
b If "Yes," enter the amount of tax-exempt interest received or accrued during the year	12b		
13 Section 501(c)(29) qualified nonprofit health insurance issuers.			
a Is the organization licensed to issue qualified health plans in more than one state? Note. See the instructions for additional information the organization must report on Schedule O.	13a		
b Enter the amount of reserves the organization is required to maintain by the states in which the organization is licensed to issue qualified health plans	13b		
c Enter the amount of reserves on hand	13c		
14a Did the organization receive any payments for indoor tanning services during the tax year?	14a		X
b If "Yes," has it filed a Form 720 to report these payments? If "No," provide an explanation in Schedule O	14b		

Form 990 (2015)

Part VI Governance, Management, and Disclosure For each "Yes" response to lines 2 through 7b below, and for a "No" response to line 8a, 8b, or 10b below, describe the circumstances, processes, or changes in Schedule O. See instructions.

Check if Schedule O contains a response or note to any line in this Part VI

☒ X

Section A. Governing Body and Management

		Yes	No
1a Enter the number of voting members of the governing body at the end of the tax year	4		
If there are material differences in voting rights among members of the governing body, or if the governing body delegated broad authority to an executive committee or similar committee, explain in Schedule O.			
b Enter the number of voting members included in line 1a, above, who are independent	4		
2 Did any officer, director, trustee, or key employee have a family relationship or a business relationship with any other officer, director, trustee, or key employee?	2		X
3 Did the organization delegate control over management duties customarily performed by or under the direct supervision of officers, directors, or trustees, or key employees to a management company or other person?	3		X
4 Did the organization make any significant changes to its governing documents since the prior Form 990 was filed?	4		X
5 Did the organization become aware during the year of a significant diversion of the organization's assets?	5		X
6 Did the organization have members or stockholders?	6	X	
7a Did the organization have members, stockholders, or other persons who had the power to elect or appoint one or more members of the governing body?	7a	X	
b Are any governance decisions of the organization reserved to (or subject to approval by) members, stockholders, or persons other than the governing body?	7b		X
8 Did the organization contemporaneously document the meetings held or written actions undertaken during the year by the following:			
a The governing body?	8a	X	
b Each committee with authority to act on behalf of the governing body?	8b	X	
9 Is there any officer, director, trustee, or key employee listed in Part VII, Section A, who cannot be reached at the organization's mailing address? If "Yes," provide the names and addresses in Schedule O	9		X

Section B. Policies (This Section B requests information about policies not required by the Internal Revenue Code.)

	Yes	No
10a Did the organization have local chapters, branches, or affiliates?	10a	X
b If "Yes," did the organization have written policies and procedures governing the activities of such chapters, affiliates, and branches to ensure their operations are consistent with the organization's exempt purposes?	10b	
11a Has the organization provided a complete copy of this Form 990 to all members of its governing body before filing the form?	11a	X
b Describe in Schedule O the process, if any, used by the organization to review this Form 990.		
12a Did the organization have a written conflict of interest policy? If "No," go to line 13	12a	X
b Were officers, directors, or trustees, and key employees required to disclose annually interests that could give rise to conflicts?	12b	X
c Did the organization regularly and consistently monitor and enforce compliance with the policy? If "Yes," describe in Schedule O how this was done	12c	X
13 Did the organization have a written whistleblower policy?	13	X
14 Did the organization have a written document retention and destruction policy?	14	X
15 Did the process for determining compensation of the following persons include a review and approval by independent persons, comparability data, and contemporaneous substantiation of the deliberation and decision?		
a The organization's CEO, Executive Director, or top management official	15a	X
b Other officers or key employees of the organization	15b	X
If "Yes" to line 15a or 15b, describe the process in Schedule O (see instructions).		
16a Did the organization invest in, contribute assets to, or participate in a joint venture or similar arrangement with a taxable entity during the year?	16a	X
b If "Yes," did the organization follow a written policy or procedure requiring the organization to evaluate its participation in joint venture arrangements under applicable federal tax law, and take steps to safeguard the organization's exempt status with respect to such arrangements?	16b	

Section C. Disclosure

17 List the states with which a copy of this Form 990 is required to be filed **CA, MT, IL**

18 Section 6104 requires an organization to make its Forms 1023 (or 1024 if applicable), 990, and 990-T (Section 501(c)(3)s only) available for public inspection. Indicate how you made these available. Check all that apply.
☐ Own website ☐ Another's website ☒ Upon request ☐ Other (explain in Schedule O)

19 Describe in Schedule O whether (and if so, how) the organization made its governing documents, conflict of interest policy, and financial statements available to the public during the tax year.

20 State the name, address, and telephone number of the person who possesses the organization's books and records: **RYAN KISCADEN - 888-266-0550**
1765 DUKE STREET, ALEXANDRIA, VA 22314

☐

[illegible]

2 Total number of individuals (including but not limited to those listed above) who received more than \$100,000 of reportable compensation from the organization ►

1

	Yes	No
3		X
4	X	
5		X

(A) Name and business address	(B) Description of services	(C) Compensation
HONEYWELL INTERNATIONAL, 1985 DOUGLAS DRIVE, GOLDEN VALLEY, MN 55422-3992	ADMINISTRATIVE AND RECYCLING SERVICES	347,555.

1

Part VIII Statement of RevenueCheck if Schedule O contains a response or note to any line in this Part VIII ☐

				(A) Total revenue	(B) Related or exempt function revenue	(C) Unrelated business revenue	(D) Revenue excluded from tax under sections 512 - 514
Contributions, Gifts, Grants and Other Similar Amounts	1 a	Federated campaigns	1a				
	b	Membership dues	1b				
	c	Fundraising events	1c				
	d	Related organizations	1d				
	e	Government grants (contributions)	1e				
	f	All other contributions, gifts, grants, and similar amounts not included above	1f				
	g	Noncash contributions included in lines 1a-1f: \$					
	h	Total. Add lines 1a-1f					
Program Service Revenue	2 a	MEMBERSHIP DUES	Business Code 900099	1,613,499.	1,613,499.		
	b	SITE PARTICIPATION FEE	900099	9,465.	9,465.		
	c						
	d						
	e						
	f	All other program service revenue					
	g	Total. Add lines 2a-2f		1,622,964.			
	3	Investment income (including dividends, interest, and other similar amounts)		234.			234.
4	Income from investment of tax-exempt bond proceeds						
5	Royalties						
Other Revenue	6 a	Gross rents	(i) Real (ii) Personal				
	b	Less: rental expenses					
	c	Rental income or (loss)					
	d	Net rental income or (loss)					
	7 a	Gross amount from sales of assets other than inventory	(i) Securities (ii) Other				
	b	Less: cost or other basis and sales expenses					
	c	Gain or (loss)					
	d	Net gain or (loss)					
	8 a	Gross income from fundraising events (not including \$ _____ of contributions reported on line 1c). See Part IV, line 18	a				
	b	Less: direct expenses	b				
	c	Net income or (loss) from fundraising events					
	9 a	Gross income from gaming activities. See Part IV, line 19	a				
	b	Less: direct expenses	b				
	c	Net income or (loss) from gaming activities					
	10 a	Gross sales of inventory, less returns and allowances	a				
	b	Less: cost of goods sold	b				
	c	Net income or (loss) from sales of inventory					
	Miscellaneous Revenue			Business Code			
	11 a						
	b						
c							
d	All other revenue						
e	Total. Add lines 11a-11d						
12	Total revenue. See instructions.		1,623,198.	1,622,964.	0.	234.	

Part IX Statement of Functional Expenses

Section 501(c)(3) and 501(c)(4) organizations must complete all columns. All other organizations must complete column (A).

Check if Schedule O contains a response or note to any line in this Part IX ☐

Do not include amounts reported on lines 6b, 7b, 8b, 9b, and 10b of Part VIII.	(A) Total expenses	(B) Program service expenses	(C) Management and general expenses	(D) Fundraising expenses
1 Grants and other assistance to domestic organizations and domestic governments. See Part IV, line 21 ...				
2 Grants and other assistance to domestic individuals. See Part IV, line 22				
3 Grants and other assistance to foreign organizations, foreign governments, and foreign individuals. See Part IV, lines 15 and 16				
4 Benefits paid to or for members				
5 Compensation of current officers, directors, trustees, and key employees	174,111.			
6 Compensation not included above, to disqualified persons (as defined under section 4958(f)(1)) and persons described in section 4958(c)(3)(B)				
7 Other salaries and wages	226,246.			
8 Pension plan accruals and contributions (include section 401(k) and 403(b) employer contributions)				
9 Other employee benefits	27,444.			
10 Payroll taxes	28,375.			
11 Fees for services (non-employees):				
a Management				
b Legal	21,228.			
c Accounting	25,981.			
d Lobbying				
e Professional fundraising services. See Part IV, line 17				
f Investment management fees				
g Other. (If line 11g amount exceeds 10% of line 25, column (A) amount, list line 11g expenses on Sch O.)	40,187.			
12 Advertising and promotion	127,124.			
13 Office expenses	14,574.			
14 Information technology	17,028.			
15 Royalties				
16 Occupancy	63,950.			
17 Travel	81,152.			
18 Payments of travel or entertainment expenses for any federal, state, or local public officials				
19 Conferences, conventions, and meetings				
20 Interest				
21 Payments to affiliates				
22 Depreciation, depletion, and amortization	2,242.			
23 Insurance	20,653.			
24 Other expenses. Itemize expenses not covered above. (List miscellaneous expenses in line 24e. If line 24e amount exceeds 10% of line 25, column (A) amount, list line 24e expenses on Schedule O.)				
a RECYCLING SERVICES	347,555.			
b COMMUNICATIONS	59,643.			
c INCENTIVE PAYMENTS	46,017.			
d PRINTING	31,967.			
e All other expenses	33,103.			
25 Total functional expenses. Add lines 1 through 24e	1,388,580.			
26 Joint costs. Complete this line only if the organization reported in column (B) joint costs from a combined educational campaign and fundraising solicitation.				

Check here ☐ if following SOP 98-2 (ASC 958-720)

Part X Balance SheetCheck if Schedule O contains a response or note to any line in this Part X ☐

		(A) Beginning of year		(B) End of year
Assets	1 Cash - non-interest-bearing	200,820.	1	386,575.
	2 Savings and temporary cash investments	141,336.	2	171,417.
	3 Pledges and grants receivable, net		3	
	4 Accounts receivable, net	2,781.	4	225.
	5 Loans and other receivables from current and former officers, directors, trustees, key employees, and highest compensated employees. Complete Part II of Schedule L		5	
	6 Loans and other receivables from other disqualified persons (as defined under section 4958(f)(1)), persons described in section 4958(c)(3)(B), and contributing employers and sponsoring organizations of section 501(c)(9) voluntary employees' beneficiary organizations (see instr). Complete Part II of Sch L		6	
	7 Notes and loans receivable, net		7	
	8 Inventories for sale or use		8	
	9 Prepaid expenses and deferred charges	44,200.	9	65,104.
	10a Land, buildings, and equipment: cost or other basis. Complete Part VI of Schedule D	10a 11,209.		
	b Less: accumulated depreciation	10b 5,507.	10c	5,702.
	11 Investments - publicly traded securities		11	
	12 Investments - other securities. See Part IV, line 11		12	
	13 Investments - program-related. See Part IV, line 11		13	
	14 Intangible assets		14	
	15 Other assets. See Part IV, line 11	13,820.	15	13,820.
16 Total assets. Add lines 1 through 15 (must equal line 34)	410,901.	16	642,843.	
Liabilities	17 Accounts payable and accrued expenses	390,722.	17	388,046.
	18 Grants payable		18	
	19 Deferred revenue		19	
	20 Tax-exempt bond liabilities		20	
	21 Escrow or custodial account liability. Complete Part IV of Schedule D		21	
	22 Loans and other payables to current and former officers, directors, trustees, key employees, highest compensated employees, and disqualified persons. Complete Part II of Schedule L		22	
	23 Secured mortgages and notes payable to unrelated third parties		23	
	24 Unsecured notes and loans payable to unrelated third parties		24	
	25 Other liabilities (including federal income tax, payables to related third parties, and other liabilities not included on lines 17-24). Complete Part X of Schedule D		25	
	26 Total liabilities. Add lines 17 through 25	390,722.	26	388,046.
Net Assets or Fund Balances	Organizations that follow SFAS 117 (ASC 958), check here <input checked="" type="checkbox"/> and complete lines 27 through 29, and lines 33 and 34.			
	27 Unrestricted net assets	20,179.	27	254,797.
	28 Temporarily restricted net assets		28	
	29 Permanently restricted net assets		29	
	Organizations that do not follow SFAS 117 (ASC 958), check here <input type="checkbox"/> and complete lines 30 through 34.			
	30 Capital stock or trust principal, or current funds		30	
	31 Paid-in or capital surplus, or land, building, or equipment fund		31	
	32 Retained earnings, endowment, accumulated income, or other funds		32	
33 Total net assets or fund balances	20,179.	33	254,797.	
34 Total liabilities and net assets/fund balances	410,901.	34	642,843.	

Form 990 (2015)

Part XI Reconciliation of Net AssetsCheck if Schedule O contains a response or note to any line in this Part XI ☐

1	Total revenue (must equal Part VIII, column (A), line 12)	1	1,623,198.
2	Total expenses (must equal Part IX, column (A), line 25)	2	1,388,580.
3	Revenue less expenses. Subtract line 2 from line 1	3	234,618.
4	Net assets or fund balances at beginning of year (must equal Part X, line 33, column (A))	4	20,179.
5	Net unrealized gains (losses) on investments	5	
6	Donated services and use of facilities	6	
7	Investment expenses	7	
8	Prior period adjustments	8	
9	Other changes in net assets or fund balances (explain in Schedule O)	9	0.
10	Net assets or fund balances at end of year. Combine lines 3 through 9 (must equal Part X, line 33, column (B))	10	254,797.

Part XII Financial Statements and ReportingCheck if Schedule O contains a response or note to any line in this Part XII ☒1 Accounting method used to prepare the Form 990: ☐ Cash ☒ Accrual ☐ Other

If the organization changed its method of accounting from a prior year or checked "Other," explain in Schedule O.

2a Were the organization's financial statements compiled or reviewed by an independent accountant?

If "Yes," check a box below to indicate whether the financial statements for the year were compiled or reviewed on a separate basis, consolidated basis, or both:

☐ Separate basis ☐ Consolidated basis ☐ Both consolidated and separate basis

b Were the organization's financial statements audited by an independent accountant?

If "Yes," check a box below to indicate whether the financial statements for the year were audited on a separate basis, consolidated basis, or both:

☒ Separate basis ☐ Consolidated basis ☐ Both consolidated and separate basis

c If "Yes" to line 2a or 2b, does the organization have a committee that assumes responsibility for oversight of the audit, review, or compilation of its financial statements and selection of an independent accountant?

If the organization changed either its oversight process or selection process during the tax year, explain in Schedule O.

3a As a result of a federal award, was the organization required to undergo an audit or audits as set forth in the Single Audit Act and OMB Circular A-133?

b If "Yes," did the organization undergo the required audit or audits? If the organization did not undergo the required audit or audits, explain why in Schedule O and describe any steps taken to undergo such audits

	Yes	No
2a		X
2b	X	
2c	X	
3a		X
3b		

Form 990 (2015)

SCHEDULE C
(Form 990 or 990-EZ)

Department of the Treasury
Internal Revenue Service

Political Campaign and Lobbying Activities

For Organizations Exempt From Income Tax Under section 501(c) and section 527

- ▶ **Complete if the organization is described below.** ▶ **Attach to Form 990 or Form 990-EZ.**
▶ **Information about Schedule C (Form 990 or 990-EZ) and its instructions is at www.irs.gov/form990.**

OMB No. 1545-0047

2015

**Open to Public
Inspection**

If the organization answered "Yes," on Form 990, Part IV, line 3, or Form 990-EZ, Part V, line 46 (Political Campaign Activities), then

- Section 501(c)(3) organizations: Complete Parts I-A and B. Do not complete Part I-C.
- Section 501(c) (other than section 501(c)(3)) organizations: Complete Parts I-A and C below. Do not complete Part I-B.
- Section 527 organizations: Complete Part I-A only.

If the organization answered "Yes," on Form 990, Part IV, line 4, or Form 990-EZ, Part VI, line 47 (Lobbying Activities), then

- Section 501(c)(3) organizations that have filed Form 5768 (election under section 501(h)): Complete Part II-A. Do not complete Part II-B.
- Section 501(c)(3) organizations that have NOT filed Form 5768 (election under section 501(h)): Complete Part II-B. Do not complete Part II-A.

If the organization answered "Yes," on Form 990, Part IV, line 5 (Proxy Tax) (see separate instructions) or Form 990-EZ, Part V, line 35c (Proxy Tax) (see separate instructions), then

- Section 501(c)(4), (5), or (6) organizations: Complete Part III.

Name of organization

THERMOSTAT RECYCLING CORPORATION

Employer identification number

54-1830284

Part I-A Complete if the organization is exempt under section 501(c) or is a section 527 organization.

1 Provide a description of the organization's direct and indirect political campaign activities in Part IV.

2 Political expenditures ▶ \$

3 Volunteer hours ▶

Part I-B Complete if the organization is exempt under section 501(c)(3).

1 Enter the amount of any excise tax incurred by the organization under section 4955 ▶ \$

2 Enter the amount of any excise tax incurred by organization managers under section 4955 ▶ \$

3 If the organization incurred a section 4955 tax, did it file Form 4720 for this year? ☐ Yes ☐ No

4a Was a correction made? ☐ Yes ☐ No

b If "Yes," describe in Part IV.

Part I-C Complete if the organization is exempt under section 501(c), except section 501(c)(3).

1 Enter the amount directly expended by the filing organization for section 527 exempt function activities ▶ \$

2 Enter the amount of the filing organization's funds contributed to other organizations for section 527
exempt function activities ▶ \$

3 Total exempt function expenditures. Add lines 1 and 2. Enter here and on Form 1120-POL,
line 17b ▶ \$

4 Did the filing organization file **Form 1120-POL** for this year? ☐ Yes ☐ No

5 Enter the names, addresses and employer identification number (EIN) of all section 527 political organizations to which the filing organization made payments. For each organization listed, enter the amount paid from the filing organization's funds. Also enter the amount of political contributions received that were promptly and directly delivered to a separate political organization, such as a separate segregated fund or a political action committee (PAC). If additional space is needed, provide information in Part IV.

(a) Name	(b) Address	(c) EIN	(d) Amount paid from filing organization's funds. If none, enter -0-.	(e) Amount of political contributions received and promptly and directly delivered to a separate political organization. If none, enter -0-.

For Paperwork Reduction Act Notice, see the Instructions for Form 990 or 990-EZ.

Schedule C (Form 990 or 990-EZ) 2015

Part II-A Complete if the organization is exempt under section 501(c)(3) and filed Form 5768 (election under section 501(h)).

- A** Check ☐ if the filing organization belongs to an affiliated group (and list in Part IV each affiliated group member's name, address, EIN, expenses, and share of excess lobbying expenditures).
- B** Check ☐ if the filing organization checked box A and "limited control" provisions apply.

Limits on Lobbying Expenditures (The term "expenditures" means amounts paid or incurred.)		(a) Filing organization's totals	(b) Affiliated group totals												
1a Total lobbying expenditures to influence public opinion (grass roots lobbying)															
b Total lobbying expenditures to influence a legislative body (direct lobbying)															
c Total lobbying expenditures (add lines 1a and 1b)															
d Other exempt purpose expenditures															
e Total exempt purpose expenditures (add lines 1c and 1d)															
f Lobbying nontaxable amount. Enter the amount from the following table in both columns.															
<table border="1"> <thead> <tr> <th>If the amount on line 1e, column (a) or (b) is:</th> <th>The lobbying nontaxable amount is:</th> </tr> </thead> <tbody> <tr> <td>Not over \$500,000</td> <td>20% of the amount on line 1e.</td> </tr> <tr> <td>Over \$500,000 but not over \$1,000,000</td> <td>\$100,000 plus 15% of the excess over \$500,000.</td> </tr> <tr> <td>Over \$1,000,000 but not over \$1,500,000</td> <td>\$175,000 plus 10% of the excess over \$1,000,000.</td> </tr> <tr> <td>Over \$1,500,000 but not over \$17,000,000</td> <td>\$225,000 plus 5% of the excess over \$1,500,000.</td> </tr> <tr> <td>Over \$17,000,000</td> <td>\$1,000,000.</td> </tr> </tbody> </table>	If the amount on line 1e, column (a) or (b) is:	The lobbying nontaxable amount is:	Not over \$500,000	20% of the amount on line 1e.	Over \$500,000 but not over \$1,000,000	\$100,000 plus 15% of the excess over \$500,000.	Over \$1,000,000 but not over \$1,500,000	\$175,000 plus 10% of the excess over \$1,000,000.	Over \$1,500,000 but not over \$17,000,000	\$225,000 plus 5% of the excess over \$1,500,000.	Over \$17,000,000	\$1,000,000.			
If the amount on line 1e, column (a) or (b) is:	The lobbying nontaxable amount is:														
Not over \$500,000	20% of the amount on line 1e.														
Over \$500,000 but not over \$1,000,000	\$100,000 plus 15% of the excess over \$500,000.														
Over \$1,000,000 but not over \$1,500,000	\$175,000 plus 10% of the excess over \$1,000,000.														
Over \$1,500,000 but not over \$17,000,000	\$225,000 plus 5% of the excess over \$1,500,000.														
Over \$17,000,000	\$1,000,000.														
g Grassroots nontaxable amount (enter 25% of line 1f)															
h Subtract line 1g from line 1a. If zero or less, enter -0-															
i Subtract line 1f from line 1c. If zero or less, enter -0-															
j If there is an amount other than zero on either line 1h or line 1i, did the organization file Form 4720 reporting section 4911 tax for this year?		<input type="checkbox"/> Yes	<input type="checkbox"/> No												

4-Year Averaging Period Under section 501(h)

(Some organizations that made a section 501(h) election do not have to complete all of the five columns below.

See the separate instructions for lines 2a through 2f.)

Lobbying Expenditures During 4-Year Averaging Period

Calendar year (or fiscal year beginning in)	(a) 2012	(b) 2013	(c) 2014	(d) 2015	(e) Total
2a Lobbying nontaxable amount					
b Lobbying ceiling amount (150% of line 2a, column(e))					
c Total lobbying expenditures					
d Grassroots nontaxable amount					
e Grassroots ceiling amount (150% of line 2d, column (e))					
f Grassroots lobbying expenditures					

Part II-B Complete if the organization is exempt under section 501(c)(3) and has NOT filed Form 5768 (election under section 501(h)).

For each "Yes," response on lines 1a through 1i below, provide in Part IV a detailed description of the lobbying activity.

	(a)		(b)
	Yes	No	Amount
1 During the year, did the filing organization attempt to influence foreign, national, state or local legislation, including any attempt to influence public opinion on a legislative matter or referendum, through the use of:			
a Volunteers?			
b Paid staff or management (include compensation in expenses reported on lines 1c through 1i)?			
c Media advertisements?			
d Mailings to members, legislators, or the public?			
e Publications, or published or broadcast statements?			
f Grants to other organizations for lobbying purposes?			
g Direct contact with legislators, their staffs, government officials, or a legislative body?			
h Rallies, demonstrations, seminars, conventions, speeches, lectures, or any similar means?			
i Other activities?			
j Total. Add lines 1c through 1i			
2a Did the activities in line 1 cause the organization to be not described in section 501(c)(3)?			
b If "Yes," enter the amount of any tax incurred under section 4912			
c If "Yes," enter the amount of any tax incurred by organization managers under section 4912			
d If the filing organization incurred a section 4912 tax, did it file Form 4720 for this year?			

Part III-A Complete if the organization is exempt under section 501(c)(4), section 501(c)(5), or section 501(c)(6).

	Yes	No
1 Were substantially all (90% or more) dues received nondeductible by members?		X
2 Did the organization make only in-house lobbying expenditures of \$2,000 or less?	X	
3 Did the organization agree to carry over lobbying and political expenditures from the prior year?		X

Part III-B Complete if the organization is exempt under section 501(c)(4), section 501(c)(5), or section 501(c)(6) and if either (a) BOTH Part III-A, lines 1 and 2, are answered "No," OR (b) Part III-A, line 3, is answered "Yes."

1 Dues, assessments and similar amounts from members	1	
2 Section 162(e) nondeductible lobbying and political expenditures (do not include amounts of political expenses for which the section 527(f) tax was paid).		
a Current year	2a	
b Carryover from last year	2b	
c Total	2c	
3 Aggregate amount reported in section 6033(e)(1)(A) notices of nondeductible section 162(e) dues	3	
4 If notices were sent and the amount on line 2c exceeds the amount on line 3, what portion of the excess does the organization agree to carryover to the reasonable estimate of nondeductible lobbying and political expenditure next year?	4	
5 Taxable amount of lobbying and political expenditures (see instructions)	5	

Part IV Supplemental Information

Provide the descriptions required for Part I-A, line 1; Part I-B, line 4; Part I-C, line 5; Part II-A (affiliated group list); Part II-A, lines 1 and 2 (see instructions); and Part II-B, line 1. Also, complete this part for any additional information.

SCHEDULE D
(Form 990)Department of the Treasury
Internal Revenue Service**Supplemental Financial Statements**▶ Complete if the organization answered "Yes" on Form 990,
Part IV, line 6, 7, 8, 9, 10, 11a, 11b, 11c, 11d, 11e, 11f, 12a, or 12b.
▶ Attach to Form 990.▶ Information about Schedule D (Form 990) and its instructions is at www.irs.gov/form990.

OMB No. 1545-0047

2015Open to Public
Inspection

Name of the organization

THERMOSTAT RECYCLING CORPORATION

Employer identification number

54-1830284**Part I Organizations Maintaining Donor Advised Funds or Other Similar Funds or Accounts.** Complete if the organization answered "Yes" on Form 990, Part IV, line 6.

	(a) Donor advised funds	(b) Funds and other accounts
1 Total number at end of year		
2 Aggregate value of contributions to (during year)		
3 Aggregate value of grants from (during year)		
4 Aggregate value at end of year		
5 Did the organization inform all donors and donor advisors in writing that the assets held in donor advised funds are the organization's property, subject to the organization's exclusive legal control? <input type="checkbox"/> Yes <input type="checkbox"/> No		
6 Did the organization inform all grantees, donors, and donor advisors in writing that grant funds can be used only for charitable purposes and not for the benefit of the donor or donor advisor, or for any other purpose conferring impermissible private benefit? <input type="checkbox"/> Yes <input type="checkbox"/> No		

Part II Conservation Easements. Complete if the organization answered "Yes" on Form 990, Part IV, line 7.

1 Purpose(s) of conservation easements held by the organization (check all that apply).

<input type="checkbox"/> Preservation of land for public use (e.g., recreation or education)	<input type="checkbox"/> Preservation of a historically important land area
<input type="checkbox"/> Protection of natural habitat	<input type="checkbox"/> Preservation of a certified historic structure
<input type="checkbox"/> Preservation of open space	

2 Complete lines 2a through 2d if the organization held a qualified conservation contribution in the form of a conservation easement on the last day of the tax year.

	Held at the End of the Tax Year
a Total number of conservation easements	2a
b Total acreage restricted by conservation easements	2b
c Number of conservation easements on a certified historic structure included in (a)	2c
d Number of conservation easements included in (c) acquired after 8/17/06, and not on a historic structure listed in the National Register	2d

3 Number of conservation easements modified, transferred, released, extinguished, or terminated by the organization during the tax year ▶

4 Number of states where property subject to conservation easement is located ▶

5 Does the organization have a written policy regarding the periodic monitoring, inspection, handling of violations, and enforcement of the conservation easements it holds? ☐ Yes ☐ No

6 Staff and volunteer hours devoted to monitoring, inspecting, handling of violations, and enforcing conservation easements during the year ▶

7 Amount of expenses incurred in monitoring, inspecting, handling of violations, and enforcing conservation easements during the year ▶ \$

8 Does each conservation easement reported on line 2(d) above satisfy the requirements of section 170(h)(4)(B)(i) and section 170(h)(4)(B)(ii)? ☐ Yes ☐ No

9 In Part XIII, describe how the organization reports conservation easements in its revenue and expense statement, and balance sheet, and include, if applicable, the text of the footnote to the organization's financial statements that describes the organization's accounting for conservation easements.

Part III Organizations Maintaining Collections of Art, Historical Treasures, or Other Similar Assets.

Complete if the organization answered "Yes" on Form 990, Part IV, line 8.

1a If the organization elected, as permitted under SFAS 116 (ASC 958), not to report in its revenue statement and balance sheet works of art, historical treasures, or other similar assets held for public exhibition, education, or research in furtherance of public service, provide, in Part XIII, the text of the footnote to its financial statements that describes these items.

b If the organization elected, as permitted under SFAS 116 (ASC 958), to report in its revenue statement and balance sheet works of art, historical treasures, or other similar assets held for public exhibition, education, or research in furtherance of public service, provide the following amounts relating to these items:

(i) Revenue included on Form 990, Part VIII, line 1 ▶ \$

(ii) Assets included in Form 990, Part X ▶ \$

2 If the organization received or held works of art, historical treasures, or other similar assets for financial gain, provide the following amounts required to be reported under SFAS 116 (ASC 958) relating to these items:

a Revenue included on Form 990, Part VIII, line 1 ▶ \$

b Assets included in Form 990, Part X ▶ \$

Part III Organizations Maintaining Collections of Art, Historical Treasures, or Other Similar Assets (continued)

3 Using the organization's acquisition, accession, and other records, check any of the following that are a significant use of its collection items (check all that apply):

- a ☐ Public exhibition
 b ☐ Scholarly research
 c ☐ Preservation for future generations
 d ☐ Loan or exchange programs
 e ☐ Other _____

4 Provide a description of the organization's collections and explain how they further the organization's exempt purpose in Part XIII.

5 During the year, did the organization solicit or receive donations of art, historical treasures, or other similar assets to be sold to raise funds rather than to be maintained as part of the organization's collection? ☐ Yes ☐ No

Part IV Escrow and Custodial Arrangements. Complete if the organization answered "Yes" on Form 990, Part IV, line 9, or reported an amount on Form 990, Part X, line 21.

1a Is the organization an agent, trustee, custodian or other intermediary for contributions or other assets not included on Form 990, Part X? ☐ Yes ☐ No

b If "Yes," explain the arrangement in Part XIII and complete the following table:

	Amount
c Beginning balance	1c
d Additions during the year	1d
e Distributions during the year	1e
f Ending balance	1f

2a Did the organization include an amount on Form 990, Part X, line 21, for escrow or custodial account liability? ☐ Yes ☐ No

b If "Yes," explain the arrangement in Part XIII. Check here if the explanation has been provided on Part XIII ☐

Part V Endowment Funds. Complete if the organization answered "Yes" on Form 990, Part IV, line 10.

	(a) Current year	(b) Prior year	(c) Two years back	(d) Three years back	(e) Four years back
1a Beginning of year balance					
b Contributions					
c Net investment earnings, gains, and losses					
d Grants or scholarships					
e Other expenditures for facilities and programs					
f Administrative expenses					
g End of year balance					

2 Provide the estimated percentage of the current year end balance (line 1g, column (a)) held as:

- a Board designated or quasi-endowment ☐ %
 b Permanent endowment ☐ %
 c Temporarily restricted endowment ☐ %

The percentages on lines 2a, 2b, and 2c should equal 100%.

3a Are there endowment funds not in the possession of the organization that are held and administered for the organization by:

- (i) unrelated organizations
 (ii) related organizations

	Yes	No
3a(i)		
3a(ii)		
3b		

b If "Yes" on line 3a(ii), are the related organizations listed as required on Schedule R? ☐

4 Describe in Part XIII the intended uses of the organization's endowment funds.

Part VI Land, Buildings, and Equipment.

Complete if the organization answered "Yes" on Form 990, Part IV, line 11a. See Form 990, Part X, line 10.

Description of property	(a) Cost or other basis (investment)	(b) Cost or other basis (other)	(c) Accumulated depreciation	(d) Book value
1a Land				
b Buildings				
c Leasehold improvements				
d Equipment		11,209.	5,507.	5,702.
e Other				
Total. Add lines 1a through 1e. (Column (d) must equal Form 990, Part X, column (B), line 10c.)				5,702.

Part VII Investments - Other Securities.

Complete if the organization answered "Yes" on Form 990, Part IV, line 11b. See Form 990, Part X, line 12.

(a) Description of security or category (including name of security)	(b) Book value	(c) Method of valuation: Cost or end-of-year market value
(1) Financial derivatives		
(2) Closely-held equity interests		
(3) Other		
(A)		
(B)		
(C)		
(D)		
(E)		
(F)		
(G)		
(H)		
Total. (Col. (b) must equal Form 990, Part X, col. (B) line 12.) ▶		

Part VIII Investments - Program Related.

Complete if the organization answered "Yes" on Form 990, Part IV, line 11c. See Form 990, Part X, line 13.

(a) Description of investment	(b) Book value	(c) Method of valuation: Cost or end-of-year market value
(1)		
(2)		
(3)		
(4)		
(5)		
(6)		
(7)		
(8)		
(9)		
Total. (Col. (b) must equal Form 990, Part X, col. (B) line 13.) ▶		

Part IX Other Assets.

Complete if the organization answered "Yes" on Form 990, Part IV, line 11d. See Form 990, Part X, line 15.

(a) Description	(b) Book value
(1)	
(2)	
(3)	
(4)	
(5)	
(6)	
(7)	
(8)	
(9)	
Total. (Column (b) must equal Form 990, Part X, col. (B) line 15.) ▶	

Part X Other Liabilities.

Complete if the organization answered "Yes" on Form 990, Part IV, line 11e or 11f. See Form 990, Part X, line 25.

1. (a) Description of liability	(b) Book value
(1) Federal income taxes	
(2)	
(3)	
(4)	
(5)	
(6)	
(7)	
(8)	
(9)	
Total. (Column (b) must equal Form 990, Part X, col. (B) line 25.) ▶	

2. Liability for uncertain tax positions. In Part XIII, provide the text of the footnote to the organization's financial statements that reports the

organization's liability for uncertain tax positions under FIN 48 (ASC 740). Check here if the text of the footnote has been provided in Part XIII ☒

Part XI Reconciliation of Revenue per Audited Financial Statements With Revenue per Return.

Complete if the organization answered "Yes" on Form 990, Part IV, line 12a.

1	Total revenue, gains, and other support per audited financial statements	1	1,623,198.
2	Amounts included on line 1 but not on Form 990, Part VIII, line 12:		
a	Net unrealized gains (losses) on investments	2a	
b	Donated services and use of facilities	2b	
c	Recoveries of prior year grants	2c	
d	Other (Describe in Part XIII.)	2d	
e	Add lines 2a through 2d	2e	0.
3	Subtract line 2e from line 1	3	1,623,198.
4	Amounts included on Form 990, Part VIII, line 12, but not on line 1:		
a	Investment expenses not included on Form 990, Part VIII, line 7b	4a	
b	Other (Describe in Part XIII.)	4b	
c	Add lines 4a and 4b	4c	0.
5	Total revenue. Add lines 3 and 4c. (This must equal Form 990, Part I, line 12.)	5	1,623,198.

Part XII Reconciliation of Expenses per Audited Financial Statements With Expenses per Return.

Complete if the organization answered "Yes" on Form 990, Part IV, line 12a.

1	Total expenses and losses per audited financial statements	1	1,388,580.
2	Amounts included on line 1 but not on Form 990, Part IX, line 25:		
a	Donated services and use of facilities	2a	
b	Prior year adjustments	2b	
c	Other losses	2c	
d	Other (Describe in Part XIII.)	2d	
e	Add lines 2a through 2d	2e	0.
3	Subtract line 2e from line 1	3	1,388,580.
4	Amounts included on Form 990, Part IX, line 25, but not on line 1:		
a	Investment expenses not included on Form 990, Part VIII, line 7b	4a	
b	Other (Describe in Part XIII.)	4b	
c	Add lines 4a and 4b	4c	0.
5	Total expenses. Add lines 3 and 4c. (This must equal Form 990, Part I, line 18.)	5	1,388,580.

Part XIII Supplemental Information.

Provide the descriptions required for Part II, lines 3, 5, and 9; Part III, lines 1a and 4; Part IV, lines 1b and 2b; Part V, line 4; Part X, line 2; Part XI, lines 2d and 4b; and Part XII, lines 2d and 4b. Also complete this part to provide any additional information.

PART X, LINE 2:

TRC IS EXEMPT FROM INCOME TAXES ON ITS EXEMPT ACTIVITIES UNDER SECTION 501 (C) (6) OF THE INTERNAL REVENUE CODE. TRC FOLLOWS ACCOUNTING STANDARDS FOR DEALING WITH UNCERTAINTY IN ACCOUNTING FOR INCOME TAX PROVISIONS. TRC HAS DETERMINED THAT IT DOES NOT HAVE ANY MATERIAL UNRECOGNIZED TAX BENEFITS OR OBLIGATIONS AS OF DECEMBER 31, 2015 AND 2014. YEARS ENDING ON OR AFTER DECEMBER 31, 2012 REMAIN SUBJECT TO EXAMINATION BY FEDERAL AND STATE TAX AUTHORITIES.

**SCHEDULE J
(Form 990)**

Department of the Treasury
Internal Revenue Service

Compensation Information

For certain Officers, Directors, Trustees, Key Employees, and Highest
Compensated Employees

▶ Complete if the organization answered "Yes" on Form 990, Part IV, line 23.

▶ Attach to Form 990.

▶ Information about Schedule J (Form 990) and its instructions is at www.irs.gov/form990.

OMB No. 1545-0047

2015

Open to Public
Inspection

Name of the organization

THERMOSTAT RECYCLING CORPORATION

Employer identification number
54-1830284

Part I Questions Regarding Compensation

1a Check the appropriate box(es) if the organization provided any of the following to or for a person listed on Form 990, Part VII, Section A, line 1a. Complete Part III to provide any relevant information regarding these items.

- | | |
|--|--|
| <input type="checkbox"/> First-class or charter travel | <input type="checkbox"/> Housing allowance or residence for personal use |
| <input type="checkbox"/> Travel for companions | <input type="checkbox"/> Payments for business use of personal residence |
| <input type="checkbox"/> Tax indemnification and gross-up payments | <input type="checkbox"/> Health or social club dues or initiation fees |
| <input type="checkbox"/> Discretionary spending account | <input type="checkbox"/> Personal services (e.g., maid, chauffeur, chef) |

b If any of the boxes on line 1a are checked, did the organization follow a written policy regarding payment or reimbursement or provision of all of the expenses described above? If "No," complete Part III to explain

2 Did the organization require substantiation prior to reimbursing or allowing expenses incurred by all directors, trustees, and officers, including the CEO/Executive Director, regarding the items checked in line 1a?

3 Indicate which, if any, of the following the filing organization used to establish the compensation of the organization's CEO/Executive Director. Check all that apply. Do not check any boxes for methods used by a related organization to establish compensation of the CEO/Executive Director, but explain in Part III.

- | | |
|---|---|
| <input type="checkbox"/> Compensation committee | <input checked="" type="checkbox"/> Written employment contract |
| <input type="checkbox"/> Independent compensation consultant | <input checked="" type="checkbox"/> Compensation survey or study |
| <input checked="" type="checkbox"/> Form 990 of other organizations | <input checked="" type="checkbox"/> Approval by the board or compensation committee |

4 During the year, did any person listed on Form 990, Part VII, Section A, line 1a, with respect to the filing organization or a related organization:

- a** Receive a severance payment or change-of-control payment?
- b** Participate in, or receive payment from, a supplemental nonqualified retirement plan?
- c** Participate in, or receive payment from, an equity-based compensation arrangement?
- If "Yes" to any of lines 4a-c, list the persons and provide the applicable amounts for each item in Part III.

Only section 501(c)(3), 501(c)(4), and 501(c)(29) organizations must complete lines 5-9.

5 For persons listed on Form 990, Part VII, Section A, line 1a, did the organization pay or accrue any compensation contingent on the revenues of:

- a** The organization?
- b** Any related organization?
- If "Yes" to line 5a or 5b, describe in Part III.

6 For persons listed on Form 990, Part VII, Section A, line 1a, did the organization pay or accrue any compensation contingent on the net earnings of:

- a** The organization?
- b** Any related organization?
- If "Yes" on line 6a or 6b, describe in Part III.

7 For persons listed on Form 990, Part VII, Section A, line 1a, did the organization provide any non-fixed payments not described on lines 5 and 6? If "Yes," describe in Part III

8 Were any amounts reported on Form 990, Part VII, paid or accrued pursuant to a contract that was subject to the initial contract exception described in Regulations section 53.4958-4(a)(3)? If "Yes," describe in Part III

9 If "Yes" to line 8, did the organization also follow the rebuttable presumption procedure described in Regulations section 53.4958-6(c)?

Yes No

1b		
2		
4a		X
4b		X
4c		X
5a		
5b		
6a		
6b		
7		
8		
9		

Part III Supplemental Information

Provide the information, explanation, or descriptions required for Part I, lines 1a, 1b, 3, 4a, 4b, 4c, 5a, 5b, 6a, 6b, 7, and 8, and for Part II. Also complete this part for any additional information.

PART I, LINE 3:

COMPENSATION IS ESTABLISHED BY THE BOARD OF DIRECTORS AND COMPARABILITY

DATA, AMONG OTHER METHODS, ARE USED TO DETERMINE THE COMPENSATION OF THE

ORGANIZATION'S EXECUTIVE DIRECTOR.

SCHEDULE O
(Form 990 or 990-EZ)

Department of the Treasury
Internal Revenue Service

Supplemental Information to Form 990 or 990-EZ

Complete to provide information for responses to specific questions on
Form 990 or 990-EZ or to provide any additional information.

▶ Attach to Form 990 or 990-EZ.

▶ Information about Schedule O (Form 990 or 990-EZ) and its instructions is at www.irs.gov/form990.

OMB No. 1545-0047

2015

Open to Public
Inspection

Name of the organization

THERMOSTAT RECYCLING CORPORATION

Employer identification number
54-1830284

FORM 990, PART VI, SECTION A, LINE 6:

INITIAL MEMBERS OF THIS CORPORATION SHALL BE WHITE-RODGERS CORPORATION AND
HONEYWELL INC. EACH SUCH CORPORATION SHALL BE DEEMED AN ORIGINAL MEMBER OF
THE CORPORATION, AND ALL CORPORATIONS MAY BE REFERRED TO COLLECTIVELY IN
THE BY-LAWS AS THE ORIGINAL MEMBERS.

FROM TIME TO TIME, THE BOARD OF DIRECTORS MAY INVITE OTHER THERMOSTAT
MANUFACTURERS TO PARTICIPATE AS MEMBERS IN THE CORPORATION. SUCH A
CORPORATION SHALL BECOME A MEMBER ONLY UPON PAYMENT OF FEES AS PROVIDED
UNDER ARTICLE VII OF THE BY-LAWS.

FORM 990, PART VI, SECTION A, LINE 7A:

THERE SHALL BE A NOMINATING COMMITTEE OF THE BOARD OF DIRECTORS, WHICH
SHALL CONSIST OF THREE DIRECTORS, ALL OF WHOM ARE EMPLOYED BY ORIGINAL
MEMBERS. ONE MONTH PRIOR TO THE ANNUAL MEETING OF THE CORPORATION, THE
NOMINATING COMMITTEE SHALL APPROVE A SLATE OF NOMINEES MEETING THE
QUALIFICATIONS SET FORTH IN SECTION 2 TO BE SUBMITTED TO THE MEMBERS FOR
ELECTION AT THE ANNUAL MEETING.

FORM 990, PART VI, SECTION B, LINE 11:

A COPY OF FORM 990 IS PROVIDED TO ALL GOVERNING MEMBERS BEFORE IT IS FILED.
A REASONABLE AMOUNT OF TIME IS ALLOWED FOR THE GOVERNING MEMBERS TO REVIEW
THE FORM 990 AND PROVIDE COMMENTS.

FORM 990, PART VI, SECTION B, LINE 15:

COMPENSATION IS ESTABLISHED BY THE BOARD OF DIRECTORS AND COMPARABILITY

Name of the organization

THERMOSTAT RECYCLING CORPORATION

Employer identification number

54-1830284

DATA, AMONG OTHER METHODS, TO DETERMINE THE COMPENSATION OF THE
ORGANIZATION'S EXECUTIVE DIRECTOR.

FORM 990, PART VI, SECTION C, LINE 19:

TRC MAKES ITS GOVERNING DOCUMENTS, CONFLICT OF INTEREST POLICY, AND
FINANCIAL STATEMENTS AVAILABLE TO THE PUBLIC UPON REQUEST (VIA E-MAIL OR
MAIL).

FORM 990, PART XII, LINE 2C

THE PROCESS HAS NOT CHANGED FROM THE PRIOR YEAR. THE BOARD OF
DIRECTORS ASSUME OVERSIGHT RESPONSIBILITY FOR THE AUDIT.

FORM 990 PAGE 10

FORM 990 PAGE 10

528111
04-01-15

* ITC, Salvage, Bonus, Commercial Revitalization Deduction, GO Zone

Application for Extension of Time To File an Exempt Organization Return

► **File a separate application for each return.**
► Information about Form 8868 and its instructions is at www.irs.gov/form8868.

JAS/SR/AG

20361

Fed - Efile; State - N/A

OMB No. 1545-1709

- If you are filing for an **Automatic 3-Month Extension**, complete only **Part I** and check this box ☒ **X**
- If you are filing for an **Additional (Not Automatic) 3-Month Extension**, complete only **Part II** (on page 2 of this form).

Do not complete Part II unless you have already been granted an automatic 3-month extension on a previously filed Form 8868.

Electronic filing (e-file). You can electronically file Form 8868 if you need a 3-month automatic extension of time to file (6 months for a corporation required to file Form 990-T), or an additional (not automatic) 3-month extension of time. You can electronically file Form 8868 to request an extension of time to file any of the forms listed in Part I or Part II with the exception of Form 8870, Information Return for Transfers Associated With Certain Personal Benefit Contracts, which must be sent to the IRS in paper format (see instructions). For more details on the electronic filing of this form, visit www.irs.gov/efile and click on **e-file for Charities & Nonprofits**.

Part I Automatic 3-Month Extension of Time. Only submit original (no copies needed).

A corporation required to file Form 990-T and requesting an automatic 6-month extension - check this box and complete Part I only ☐

All other corporations (including 1120-C filers), partnerships, REMICs, and trusts must use Form 7004 to request an extension of time to file income tax returns.

Type or print	Name of exempt organization or other filer, see instructions.	Enter filer's identifying number
	THERMOSTAT RECYCLING CORPORATION	Employer identification number (EIN) or
	DBA TRC	54-1830284
File by the due date for filing your return. See instructions.	Number, street, and room or suite no. If a P.O. box, see instructions.	Social security number (SSN)
	TRC	
	City, town or post office, state, and ZIP code. For a foreign address, see instructions.	
	ALEXANDRIA, VA 22314	

Enter the Return code for the return that this application is for (file a separate application for each return)

0 1

Application Is For	Return Code	Application Is For	Return Code
Form 990 or Form 990-EZ	01	Form 990-T (corporation)	07
Form 990-BL	02	Form 1041-A	08
Form 4720 (individual)	03	Form 4720 (other than individual)	09
Form 990-PF	04	Form 5227	10
Form 990-T (sec. 401(a) or 408(a) trust)	05	Form 6069	11
Form 990-T (trust other than above)	06	Form 8870	12

- The books are in the care of ► _____
- Telephone No. ► _____ Fax No. ► _____
- If the organization does not have an office or place of business in the United States, check this box ☐
- If this is for a Group Return, enter the organization's four digit Group Exemption Number (GEN) _____. If this is for the whole group, check this box ☐. If it is for part of the group, check this box ☐ and attach a list with the names and EINs of all members the extension is for.

1 I request an automatic 3-month (6 months for a corporation required to file Form 990-T) extension of time until **AUGUST 15, 2016**, to file the exempt organization return for the organization named above. The extension is for the organization's return for:
► ☒ calendar year **2015** or
► ☐ tax year beginning _____, and ending _____

2 If the tax year entered in line 1 is for less than 12 months, check reason: ☐ Initial return ☐ Final return
☐ Change in accounting period

3a If this application is for Forms 990-BL, 990-PF, 990-T, 4720, or 6069, enter the tentative tax, less any nonrefundable credits. See instructions.	3a	\$	0.
b If this application is for Forms 990-PF, 990-T, 4720, or 6069, enter any refundable credits and estimated tax payments made. Include any prior year overpayment allowed as a credit.	3b	\$	0.
c Balance due. Subtract line 3b from line 3a. Include your payment with this form, if required, by using EFTPS (Electronic Federal Tax Payment System). See instructions.	3c	\$	0.

Caution. If you are going to make an electronic funds withdrawal (direct debit) with this Form 8868, see Form 8453-EO and Form 8879-EO for payment instructions.

JP CPA 5/3/16

Form **8879-EO****IRS e-file Signature Authorization
for an Exempt Organization****COPY**
OMB No. 1545-1878Department of the Treasury
Internal Revenue Service

For calendar year 2015, or fiscal year beginning _____, 2015, and ending _____, 20____

▶ **Do not send to the IRS. Keep for your records.****2015**▶ **Information about Form 8879-EO and its instructions is at www.irs.gov/form8879eo.**

Name of exempt organization

Employer identification number

THERMOSTAT RECYCLING CORPORATION**54-1830284**

Name and title of officer

RYAN KISCADEN**EXECUTIVE DIRECTOR****Part I Type of Return and Return Information** (Whole Dollars Only)

Check the box for the return for which you are using this Form 8879-EO and enter the applicable amount, if any, from the return. If you check the box on line 1a, 2a, 3a, 4a, or 5a, below, and the amount on that line for the return being filed with this form was blank, then leave line 1b, 2b, 3b, 4b, or 5b, whichever is applicable, blank (do not enter -0-). But, if you entered -0- on the return, then enter -0- on the applicable line below. **Do not** complete more than 1 line in Part I.

1a Form 990 check here ▶ <input checked="" type="checkbox"/>	b Total revenue, if any (Form 990, Part VIII, column (A), line 12)	1b 1,623,198.
2a Form 990-EZ check here ▶ <input type="checkbox"/>	b Total revenue, if any (Form 990-EZ, line 9)	2b
3a Form 1120-POL check here ▶ <input type="checkbox"/>	b Total tax (Form 1120-POL, line 22)	3b
4a Form 990-PF check here ▶ <input type="checkbox"/>	b Tax based on investment income (Form 990-PF, Part VI, line 5)	4b
5a Form 8868 check here ▶ <input type="checkbox"/>	b Balance Due (Form 8868, Part I, line 3c or Part II, line 8c)	5b

Part II Declaration and Signature Authorization of Officer

Under penalties of perjury, I declare that I am an officer of the above organization and that I have examined a copy of the organization's 2015 electronic return and accompanying schedules and statements and to the best of my knowledge and belief, they are true, correct, and complete. I further declare that the amount in Part I above is the amount shown on the copy of the organization's electronic return. I consent to allow my intermediate service provider, transmitter, or electronic return originator (ERO) to send the organization's return to the IRS and to receive from the IRS (a) an acknowledgement of receipt or reason for rejection of the transmission, (b) the reason for any delay in processing the return or refund, and (c) the date of any refund. If applicable, I authorize the U.S. Treasury and its designated Financial Agent to initiate an electronic funds withdrawal (direct debit) entry to the financial institution account indicated in the tax preparation software for payment of the organization's federal taxes owed on this return, and the financial institution to debit the entry to this account. To revoke a payment, I must contact the U.S. Treasury Financial Agent at 1-888-353-4537 no later than 2 business days prior to the payment (settlement) date. I also authorize the financial institutions involved in the processing of the electronic payment of taxes to receive confidential information necessary to answer inquiries and resolve issues related to the payment. I have selected a personal identification number (PIN) as my signature for the organization's electronic return and, if applicable, the organization's consent to electronic funds withdrawal.

Officer's PIN: check one box only

☒ I authorize **BURDETTE SMITH & BISH LLC** to enter my PIN **22314**
ERO firm name Enter five numbers, but do not enter all zeros

as my signature on the organization's tax year 2015 electronically filed return. If I have indicated within this return that a copy of the return is being filed with a state agency(ies) regulating charities as part of the IRS Fed/State program, I also authorize the aforementioned ERO to enter my PIN on the return's disclosure consent screen.

☐ As an officer of the organization, I will enter my PIN as my signature on the organization's tax year 2015 electronically filed return. If I have indicated within this return that a copy of the return is being filed with a state agency(ies) regulating charities as part of the IRS Fed/State program, I will enter my PIN on the return's disclosure consent screen.

Officer's signature ▶  Date ▶ **7/29/16**


Part III Certification and Authentication

ERO's EFIN/PIN. Enter your six-digit electronic filing identification number (EFIN) followed by your five-digit self-selected PIN.

54409522314

do not enter all zeros

I certify that the above numeric entry is my PIN, which is my signature on the 2015 electronically filed return for the organization indicated above. I confirm that I am submitting this return in accordance with the requirements of Pub. 4163, Modernized e-File (MeF) Information for Authorized IRS e-file Providers for Business Returns.

ERO's signature ▶  Date ▶ **7/13/16**

ERO Must Retain This Form - See Instructions**Do Not Submit This Form To the IRS Unless Requested To Do So**

APPENDIX 5: TRC PROGRAM REVISIONS



THERMOSTAT RECYCLING CORPORATION PROGRAM REVISIONS FOR 2016 - 2017

Presented to

Illinois Environmental Protection Agency
(IEPA)

Submitted by

Thermostat Recycling Corporation
(TRC)

Date of Original Submittal

September 14th, 2016

Date of Re-Submittal with IEPA Comments Addressed

December 8th, 2016



Thermostat Recycling Corporation's (TRC) 2016-2017 Program Revisions

The following program revisions are designed to maximize the collection of out-of-service mercury thermostats in Illinois in 2016 and 2017. TRC members are submitting these Program Revisions in compliance with the modification requirements per section 25(c) of the Mercury Thermostat Collection Act (Public Act 096-1295).

Scope of 2016-2017 Illinois Program Modifications

These modifications are designed to achieve the following goals.

- 1.) Collect greater than 30,000 mercury thermostats in 2017 per the Mercury Thermostat Collection Act Public Act 096-1295 and increase collection results in all channels through the TRC Program.
- 2.) Place additional recycling containers with participants outside the scope of Public Act 096-1295.
- 3.) Demonstrate a heightened awareness of the program by testing messaging.

The 2016 – 2017 modification plan is broken into statewide target audiences and one targeted region. The purpose of selecting a target region is that a very large utility program is located in the territory. If efforts in the targeted pilot areas do not meet accepted metrics, then the region will not be pursued in future modification years.

The audiences tested statewide in this plan shall be;

- Current collection locations (all types)
- Large HVAC Contractors
- Utility Companies and their Trade Allies
- Household Hazardous Waste (HHW) Facilities
- Demolition Contractors
- Other Building Types; Schools, Universities, and Property Management Companies of Multi-Family Housing

The audiences tested in a target region as follows;

- Northern Illinois Utility Program – “Million Thermostat Initiative”



STATEWIDE MODIFICATIONS FOR 2016 - 2017



Statewide Audience Modifications

I. Current Collection Locations:

Background: Current collection sites are coded by the following types; Contractor, Wholesaler, Retailer, and HHW. The “Contractor” type is understood to mean HVAC contractor and not any other type of contractor such as demolition, general, or electrical.

a) Telephone outreach.

How:

- At least (250) individual telephone calls will be made. The target audience is ALL current collection locations in the state of IL that have not returned a bin within (365) days. Calls will not only be focused on HVAC wholesalers but also on industry leading contractors and other collection types whom currently have TRC bins.

Why:

- Telephone outreach is efficient, both in terms of cost and time management.
- Focusing on “all” collection site categories expands prior modifications which only focused on HVAC wholesale and contractor locations.
- Increasing the number of telephone calls to 250 ensures outreach to a variety of collection locations to and therefore a broad base of responses/outcomes.

When:

- January 1st, 2017 – December 31st, 2017

Metrics:

- Compare against baseline of bin returns generated by prior calls in 2014 and 2015.
- Number of bins returned.
- Number of mercury thermostats returned.
- Number of FEDEX shipping numbers collected during the phone call campaign.

b) Targeted mail campaign to locations that haven’t returned a bin within one year’s time.

How:

- TRC will send a reminder postcard at least once every four months to collection locations that have not returned a bin during the preceding calendar year. TRC will mail these reminder postcards to collection locations within two months of aforementioned telephone calls.
- Two weeks after the postcard is sent, TRC will send a reminder email to locations with an email address on record that have yet to return the bin.

Why:

- Postcard mailings remain a crucial tool for touching this audience as many collection locations use standard mail or even faxes.



- Emails are also an effective tool in reaching audience and they are easy to track results. TRC's average email open rate is 42%, where the current average open rate for emails is 14%.¹ This tactic will serve as an additional reminder and improve TRC's email address database for collection locations.
- Provides a mechanism for reminding collection locations of the universal waste rule requirements to send back containers within one year's time if there is one or more thermostats inside.
- Demonstrated knowledge of sales/marketing best practice of "funnel management" which align with top of mind activities and timings². (ie, send a postcard two months after a call has been made, and an email two weeks after the postcard)

When:

- January 1st, 2017 – December 31st, 2017
- Postcards will be sent in March, June, and September with reminder emails two weeks following the mailed postcard.
- Total task – 12 months

Metrics:

- Number of bins returned.
- Number of mercury thermostats returned.
- Number of postcards returned in bin.
- Number of email opens and click-through rates (CTR).

c) In person site visits and survey administration.

How:

- With focus on low to non-participating collection locations in Illinois, arrange visits with 25% of ALL locations in IL, regardless of type, and invite IEPA staff wherever possible.

Why:

- In person visits allow TRC to spend quality face time with management personnel at locations. These visits enable TRC to address any concerns with how the site is operating within the state regulations.
- Surveying this group will allow TRC to gather statistically valid data to 1) ascertain the source(s) of thermostats collected; 2) expand general awareness of the program and understanding on how to implement TRC policies, and 3) provide information from the field to inform decision making.
- Inviting the IEPA along for site visits encourages site locations to ask questions and understand the law. IEPA's presence also gives the agency a better understanding how the program works in field and the complications/challenges can hinder collection efforts.

When:

- January 1st, 2017 – December 31st, 2017
- Total task – 12 months

Metrics:

- Number of site visits.
- Number of bins returned.
- Number of mercury thermostats recovered.
- Compare against baseline of bin returns generated by prior site visits in 2014 and 2015.

¹ "M+R Benchmarks 2015." M+R and NTEN's 2015 Nonprofit Benchmarks Report. 1 May 2015: 57. Print.

² <https://www.youtube.com/watch?v=Gdvj15U6blg>



d) New Marketing.

Collateral Development, Direct Marketing and Electronic Marketing

How:

- TRC created new 11"x17" posters for all current collection sites. The version for HVAC wholesalers, HVAC contractors and retailers is based on TRC's new "Recycle Every Mercury Thermostat, Every Time" campaign that features children. Another version specifically targets household hazardous waste collection sites. In the fall at the start of the heating season, TRC will mail a poster to each collection site along with a letter that also offers a version of the children poster in the Spanish language. The Spanish version of the poster is currently available on TRC's website for download.

Why:

- In the past, TRC has sent the 18"x24" sized posters to collection sites but received feedback from some locations was that the size is too large to display because of limited open wall space. TRC has been using the smaller 11"x17" sized posters because locations are more likely to find wall space for them.
- The campaign featuring children was designed to create a "shock factor" and grab people's attention and to draw them into the messaging. Research shows that shocking content in an advertisement significantly increases attention, benefits memory, and positively influences behavior³.
- The Spanish-speaking demographic continues to grow in the US, and is the largest minority group in Illinois according to the Census Bureau. TRC has received feedback from collection partners in several states that it would be beneficial to have Spanish language materials for their Hispanic customers.

When:

- Collateral development – by end of 1st quarter 2017
- Mailings to occur before the conclusion of 2nd quarter 2017
- Total task – 6 months

How:

- Acknowledge State Specific Collection Partners of the month. TRC will feature at least two collection partners with Illinois locations in its new Collection Partner of the Month (CPOM) section of its website. The CPOM entries will highlight the partner's participation and results in TRC's program and include information about their organization, as well as a website link.

Why:

- Linking to other websites helps increase search engine optimization, ultimately driving more traffic to TRC's website. Additionally, positive recognition stimulates behavior and motivates other collection partners to want to be featured.
- Testing non-monetary incentives such as public recognition online is one in which TRC is keen on using for messaging.

When:

- March 2017 and August 2017

³ (DARREN W. DAHL, KRISTINA D. FRANKENBERGER and RAJESH V. MANCHANDA (2003). Does It Pay to Shock? Reactions to Shocking and Non-shocking Advertising Content among University Students. Journal of Advertising Research, 43, pp 268-280. doi:10.1017/S0021849903030332.)



Metrics:

- Use Google Analytics to assess website traffic and clicks within each CPOM entry. This will help TRC determine what types of CPOM partners (I.E. contractors, wholesalers, HHW, or retailers) are the most well-read.

e) Study on TRC's Google AdWords campaign analytics compared to TRC actualized bin returns

How:

- TRC will contract with third party I.T. consultant to review IL Google AdWords performance compared to TRC bin returns.
- Produce a report which highlights CTR's from Google AdWords and then analyze the corresponding returning bin results in IL.

Why:

- To both assess performance of Google AdWords and TRC bin collections in terms of advertising spend.
- Studying AdWords gives an inside peek to internet user's behavior⁴.

When:

- January 1st, 2017 – December 31st, 2017
- Total task – 12 months
- Report to be submitted with 2017 annual report

Metrics:

- To be determined from consultant

II. Large HVAC Contractors

Background: Large HVAC contractors purchase materials through HVAC wholesalers or retailers and manufacturers do not have a commercial relationship with this audience. However, due to their size and internal policies for productivity, many times these large HVAC contractors have arrangements worked out with their supplier to deliver products to a job site or place of business. This arrangement limits their ability to recycle with collection locations in which they rarely visit. Under this scenario, all large HVAC contractors will be offered a TRC recycling container to participate directly in the program.

How:

- TRC will offer a free recycling container through either a direct marketing campaign or (where applicable) a visit.
- TRC will work through an HVAC contractor's association to target employee compliance language specific for updating employer handbooks
- Targeting will be based on large HVAC contractors that have over five hundred thousand in annual sales and seven or more employees. If applicable, targeting will include large HVAC contractors which have state contractor licensing requirements.

⁴ http://www.nytimes.com/2016/03/06/opinion/sunday/the-return-of-the-diy-abortion.html?_r=0



- Work through contractor trade organizations such as ACCA and PHCC of IL to assist with promotion of free recycling container and endorsement by writing a letter on their letterhead

Why:

- Due to large HVAC contractors sales volume, they interface with HVAC systems at a greater volume than small or mid-sized contractors do
- Targeting large contractors overcomes the barrier of lack of frequent collection location visits.
- Offering the container at no charge eliminates a cost barrier to participating.
- Large HVAC contractors have the greatest level of internal control available to them to ensure employees follow state laws.

When:

- Implementation of recycling container handout - January 1st, 2017 – July 31st 2017
- Targeting employee compliance language – 1st quarter 2017
- Total task – 12 months

Metrics:

- Number of site visits.
- Number of bins supplied/handed out
- Number of bins returned.
- Number of mercury thermostats recovered.
- Compare against baseline of bin returns generated by prior site visits in 2014 and 2015.

III. Utility Companies and Their Trade Allies.

Background: Energy efficiency programs and programmable or smart thermostat upgrades are likely to stimulate recycling demand because they directly target consumers. Utility programs that offer direct installation of thermostats will require the removal of an unknown number of mercury thermostats still in use. Prior efforts to target utility companies from a top-down strategy have not been successful as the regulations place the obligation to recycle on the generators of the waste, not the utility or company proposing energy efficiency programs. TRC needs all stakeholders to participate to ensure success.

Pre-planning Actions:

- Identify key utility companies in the state and arrange a kickoff meeting with each one to discuss integrating TRC's program.
- Meet with Illinois PUC to determine how to integrate thermostat recycling language into Illinois Technical Reference Manual.
- Purchase a report of all direct installations occurring in the state and target selected implementers and/or trade allies with a free recycling container offer.

Why:

- Implementers that directly install thermostats will recover mercury thermostats by doing so.
- Previous similarly situated state based utility programs have shown high yields of thermostat returns.
- Eliminating any barriers to direct participation is encouraged. Free bins provide the implementer direct access so they do not have to drive to a collection location. Having the container also acts as a reminder for implementers to require their on-the-job technicians to recycle.



Direct Utility Support to Utility Stakeholders

How:

- Send direct marketing to home performance contractors based in Illinois for direct participation in the program.
- Educate both utility companies' business and residential customers by providing content for billing, web portals, and other customer channels.
- Develop language which assists the utilities in monitoring compliance from direct installation measures.
- Develop marketing collateral specific to all utility channels – *i.e.*, direct thermostat install program, direct install contractor networks, and self-install (BYOT) channels.
- Run Google AdWords Campaign regarding energy efficiency programs targeted to consumers in the state.
- Upload YouTube consumer ad campaign targeted to users looking to install a thermostat.

When:

- Marketing development and approval by conclusion of 2nd quarter 2017
- Supportive language provided to utility by end of 1st quarter 2017

Metrics:

- Number of utility customers reached with marketing efforts.
- Google AdWords and YouTube impressions and CTR's
- A/B message testing. Maslow Hierarchy of Needs will be used as the message testing platform⁵.

Utility Industry Participation

How:

- Publish trade article(s) in trade association publications produced by Midwest Energy Efficiency Alliance (MEEA) and Association of Energy Service Professionals (AESP).
- Acquire membership in MEEA⁶.
- Assign TRC staff person to attend AESP regional chapter meeting(s).

When:

- January 1st, 2017 – December 31st, 2017
- Total task – 12 months

IV.) Household Hazardous Waste Facilities (HHW).

Background: It is important to ensure that HHW's in IL are aware of the TRC program and familiar with how to become participants. This initiative consists of an "awareness campaign" designed to market the program to HHWs and work with them to integrate thermostat collection into regular, local one-day drop-off events.

⁵ https://en.wikipedia.org/wiki/Maslow%27s_hierarchy_of_needs

⁶ MEEA Membership Website - <http://www.mwalliance.org/membership/join-meea>



How:

- Offer free local advertising to HHWs for one day or other collection events in exchange for using TRC's containers during the event. TRC will co-promote the one day events with the HHW facilities. TRC will donate a carbon-offset credit for every mercury thermostat recovered during the promotion.
- TRC will market to HHW's by;
 - Using the North American Hazardous Materials Management Association's (NAHMMMA) tools and membership.
 - Posting information to environmental NGO web pages.
 - Leveraging current HHW stakeholders in the state to distribute online information about the TRC program to build credibility. (Keep Northern Illinois Beautiful and Covanta)
 - Publishing an article in a trade magazine.
 - Creating an infographic pamphlet for use as a direct mailer for recruiting HHW locations located in IL to participate, which will include a tracking URL for direct sign-up in TRC's program.
 - Lists to be provided by the IEPA.

Why:

- HHWs collect materials from residential generators more so than businesses. HHW collections are a useful channel for getting at DIY'ers who install their own thermostats.
- Many HHW facilities only operate for a limited number of days or through one-off collection events. By offering to subsidize the advertising costs for the HHW, TRC will eliminate a potential barrier of promoting the TRC program to general public and leverage their event as an opportunity for residents to clean out stored materials that may include old thermostats. Addresses concern that consumers and small businesses may have been historically under-marketed.

When:

- Initial contact will begin in the first quarter of 2017 to identify willing HHW's with this program concept. Implementation to begin in 2nd and 3rd quarters of 2017
- January 1st, 2017 – December 31st, 2017
- Total task – 12 months

Metrics:

- Number of bins placed.
- Number of mercury thermostats recovered vs. collections achieved by baseline control group defined using 2014 and 2015 data.
- Number of carbon off-setting credits.
- Website hits from tracking URL on direct mailer.
- Use Google Analytics and tracking URLs to assess website traffic from digital ad placements.

V.) Demolition Contractors.

Background: Demolition contractors have an obligation under the Illinois Mercury Thermostat Collection Act to ensure that mercury thermostats are recovered from commercial buildings prior to demolition and delivered to a TRC collection site. It is important to note that demolition contractors are required by the law to recycle from commercial buildings. However, demolition contractors remain a non-compliant audience in which TRC will attempt to provide collection containers to. An incentive program will be developed to test the feasibility of this target audience and testing monetary incentive.



Incentive Pilot Program

How:

- Incent demolition contractors to sign up for the TRC collection program by covering the TRC bin \$25 cost and by offering each demolition contracting company a \$100 check payment if they ship more than 40 mercury thermostats per shipment during modification year promotion period. TRC will offer demolition contractors that ship less than 40 thermostats payment in the form of a check for the value of \$2.50 a thermostat returned.
- The incentive pilot program will be marketed by using the following tactics;
 - Placing an article in trade association e-newsletters.
 - Place ads in trade association e-newsletters.
 - By creating a demolition contractor specific landing page.
 - By reaching out to small demolition contractors via their wholesale distribution networks.
 - Marketing the incentive campaign through a Google AdWords campaign.
 - Engaging the National Demolition Association.

Why:

- It is commonly understood that demolition contractors are unable to recover mercury thermostats from blighted buildings. However, they are bound by the legislation to remove mercury thermostats before demolition.
- Testing an incentive with this audience tests the procedures the demolition contractors have for its employees.

When:

- January 1st, 2017 – December 31st, 2017
- By the end of the 1st quarter, marketing list will be developed
- By end of the 2nd quarter, the campaign materials will be developed and deployed
- An incentive campaign will be in effect during 3rd and 4th quarters
- Total task – 12 months

Metrics:

- Number of bins placed
- Number of mercury thermostats
- Message testing in A/B format
- Number of Google AdWords impressions and CTRs
- Use Google Analytics and website tracking URLS to assess website traffic from digital ad placements.

VI.) Other Building Types; Schools, Universities, and Property Management Companies of Multi-Family Housing.

Background: TRC will undertake an awareness campaign to test messaging and the responsiveness of this target audience to encourage them to use the program.

How:

- Recruit property management companies as TRC participants as follows;
 - Identify property management companies in the target area and send marketing collateral that explains the program and statutory requirement.
 - Develop a Google AdWords campaign to test messaging in an A/B format to see which ads are more effective.



- Create content for a YouTube consumer ad campaign for users looking to install a thermostat.
 - Publish a trade article.
 - Identify regional trade shows for possible attendance/sponsorship.
- Work with the following trade association's for advertising opportunities;
 - Building Owners and Managers Association
 - National Association of Hotel and Lodging Engineers
 - Facilities Management
 - International Facility Management Association
 - Affordable Housing Finance

Why:

- The number of mercury thermostats still in use in non-residential buildings is unknown. Mercury thermostats were sold, however, into light commercial and other building types such as hotels, barracks and restaurants from the installation of contractors or possibly maintenance departments.
- Direct participation tests whether or not these entities have onsite staff, such as maintenance departments for building repairs/replacements, or if they outsource the work to a current TRC target audience.

When:

- January 1st, 2017 – December 31st, 2017
- Total task – 12 months

Metrics:

- Number of bins placed
- Number of mercury thermostats
- Number of Google AdWords and YouTube impressions and CTRs



TARGETED AREA MODIFICATIONS FOR 2016-2017



Target Area Selection Explanation:

Background: Targeting specific geographic areas will allow TRC to allocate resources more productively. The targeted area will test the ability to influence the behavior of parties who remove mercury thermostats due to energy efficiency initiatives by working with interested stakeholders.

Target Area Audience:

I.) Northern Illinois Utility Program – “Million Thermostat Initiative”

Background: Energy efficiency programs and programmable or smart thermostat upgrades are likely to stimulate recycling demand because they directly target consumers. Utility programs that offer direct installation of thermostats will require the removal of an unknown number of mercury thermostats still in use. Prior similarly situated utility programs have produced great collection results when coupled with interested and willing stakeholders. There are two priorities, ensure that all removed mercury thermostats be recycled in the TRC program that are an effect of this initiative and that by working with the utilities will enable TRC to gain thermostat replacement data which would approximately provide a reasonable estimation of likely remaining thermostats available for recycling.

Pre-planning Actions:

- Identify key stakeholders in the “Million Thermostat Initiative” and ask the IEPA arrange meetings to discuss integrating TRC’s program into this initiative. Some stakeholders include but not limited to; Nest, NARUC, Illinois PUC, Energy Star, Cadmus, Building Performance Institute, NRDC, AESP, NEMA, CEDA, Environmental Defense Fund, Keep Northern Illinois Beautiful, Navigant⁷

How:

- Build a coalition of support amongst interested parties
- Provide examples of written materials that TRC created for prior utility demand response program and analyze what works and doesn’t
- Message and package the marketing material around energy efficiency and assisting the sales process
- Educate both utility companies’ business and residential customers by providing content for billing, web portals, and other customer channels.
- Develop and provide language which assists the utilities in monitoring compliance from direct installation measures. Approve this language for Illinois PUC use for technical reference manuals
- Develop a standard suite of tools for marketing collateral which is specific to all utility channels – *i.e.*, direct thermostat install program, direct install contractor networks, and self-install (BYOT) channels.
- Run Google AdWords Campaign regarding energy efficiency programs targeted to consumers in the state.
- Upload YouTube consumer ad campaign targeted to users looking to install a thermostat.
- Provide utility implementers and/or trade ally’s no-charge TRC recycling containers.

⁷http://ilsagfiles.org/SAG_files/Technical_Reference_Manual/Version_5/Illinois_Smart_Thermostat_Electric_Impact_Findings_2016-02-26.pdf



Why:

- Implementers that directly install thermostats will recover mercury thermostats by doing so.
- Previous state, utility based programs have shown high yields of thermostat returns and it appears to be happening in Illinois due to effort underway by Nest, et al to replace one million thermostats in Northern Illinois⁸.
- Eliminating any barriers to direct participation is encouraged. Free bins provide the implementer direct access so they do not have to drive to a collection location. Having the container also acts as a reminder for implementers to require their on-the-job technicians to recycle.

When:

- Marketing development and approval by conclusion of 2nd quarter 2017
- Supportive language provided to utility by end of 1st quarter 2017
- Meetings arranged and completed by end of 2nd quarter 2017
- Marketing implementation to commence by 3rd quarter 2017

Metrics:

- Number of utility customers reached with marketing efforts.
- Google AdWords and YouTube impressions and CTR's
- A/B message testing. Maslow Hierarchy of Needs will be used as the message testing platform⁹.
- Number of new bins placed
- Number of mercury thermostats collected
- Where applicable, create a baseline of 2014, 2015, 2016 mercury thermostat collections to this region and efforts

When:

- January 1st, 2017 – December 31st, 2017
- Total task – 12 months

⁸ "This program has the ambitious goal of deploying a million smart thermostats in the Chicagoland area over the next five years. The program will launch in October of 2015. The implementation plan calls for coordination across ComEd, Nicor, Peoples and North Shore Gas, Citizens Utility board and other community organizers, thermostat manufacturers (Nest and Ecobee), as well as all of the major retailers in the Chicagoland area. There will be significant customer outreach and education done by the utilities, and the thermostat manufacturers will also market the program."

⁹ https://en.wikipedia.org/wiki/Maslow%27s_hierarchy_of_needs